



# BRITISH SIDECAR CHAMPIONSHIP

Round 4  
Snetterton 300

8th – 10th July 2016



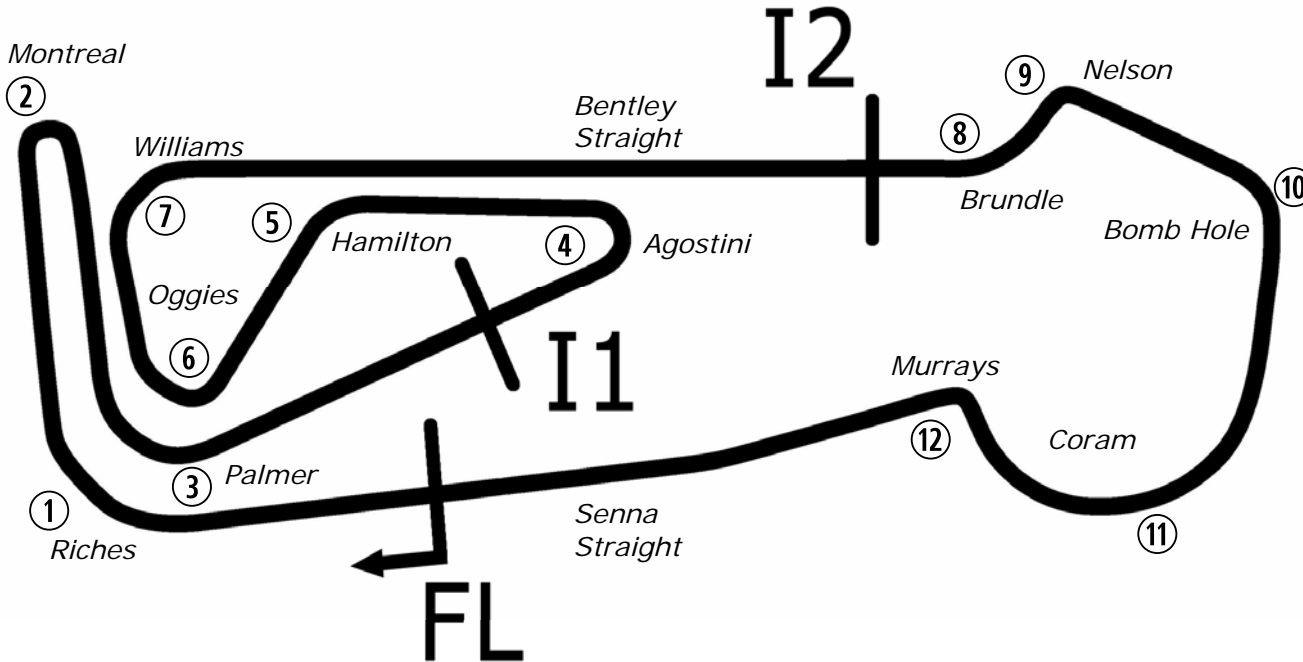
Results Provided by Timing Solutions Ltd  
[www.tsl-timing.com](http://www.tsl-timing.com)

# Snetterton 300

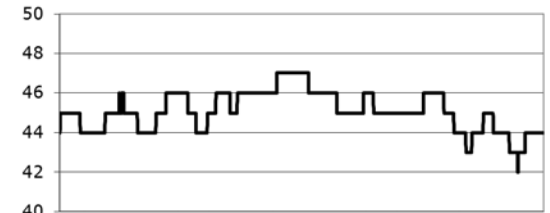


SPORTS TIMING

TIMING SOLUTIONS LTD



Circuit Altitude (m)



Length	2.9689 miles	4778.0 m	
FL		52.46340 N	0.94476 E
I1	1545m	52.46487 N	0.94466 E
I2	3198m	52.46617 N	0.94964 E
Pit Entry	4572m	52.46364 N	0.94774 E
Pit Exit	40m after FL	52.46338 N	0.94420 E
Pit Entry-Pit Exit 246m, 14.7s @60kph, 11.0s @80kph			

Lap Records		Best Sector Information					
		Sector 1	S1 Trap (mph)	Sector 2	S2 Trap (mph)	Sector 3	F/L Trap (mph)
Superbikes	1:47.882	33.500	142.7	37.635	178.0	35.910	175.6
Supersport	1:50.689	34.455	136.1	38.979	164.4	36.578	158.6
Superstock 1000	1:50.648	34.496	137.2	38.767	170.7	36.805	170.7
Superstock 600	1:53.456	35.215	133.7	39.537	160.5	37.578	151.5
Motostar	2:00.214	37.480	120.4	42.325	137.7	39.506	128.5
F1 Sidecar	1:55.837	36.052	132.8	41.173	156.7	37.969	148.1
Ducati Cup	1:54.902	35.959	131.3	40.502	157.5	38.008	156.0
KTM BJ Cup	2:15.465	42.457	103.0	47.830	114.3	44.580	105.5

## FREE PRACTICE - CLASSIFICATION

POS	NO	CL	PIC NAME	ENTRY	TIME	ON	LAPS	GAP	DIFF	MPH
1	77		1 REEVES / CLUZE	LCR Yamaha - Team Eaide	1:57.614	10	10			90.87
2	60		2 HOLLAND / WATSON	LCR Kawasaki - Team Hannafin Racing	1:59.318	9	9	1.704	1.704	89.57
3	100		3 STEVENS / RICHARDSON	LCR Kawasaki - Quattro Plant Cool Kawasaki	2:00.165	7	7	2.551	0.847	88.94
4	9		4 WALKER / HAWES	LCR Kawasaki - Santander Salt	2:00.923	8	10	3.309	0.758	88.38
5	16	C	1 BIRCHALL / BIRCHALL	LCR Honda - Birchall Racing	2:01.076	5	5	3.462	0.153	88.27
6	33		5 HEGARTY / NEAVE	LCR Suzuki - Sean Hegarty Ltd	2:02.435	4	4	4.821	1.359	87.29
7	70		6 ARCHER / THOMAS	LCR Suzuki - Team Hannafin Racing	2:02.490	10	10	4.876	0.055	87.25
8	5		7 BIGGS / RANSLEY	LCR Suzuki - Biggs Racing	2:03.536	8	8	5.922	1.046	86.51
9	32		8 HORSPOLE / CONNELL	LCR Suzuki - Horspole Racing	2:03.986	3	5	6.372	0.450	86.20
10	25		9 MacLAURIN / HOPE	LCR Yamaha - Blue Group / AMR / Fielder	2:04.431	4	5	6.817	0.445	85.89
11	44		10 BRYAN / WINN	LCR Kawasaki - Santander Salt	2:05.633	5	6	8.019	1.202	85.07
12	7		11 GRAY / CHRISTIE	LCR Yamaha - BGR Powerbiking	2:08.038	6	7	10.424	2.405	83.47

QUALIFYING LAPTIME (110.0% of 1:57.614) = 2:09.375

13	19		12 GUY / PILMOOR-BRADY	LCR Suzuki - L&W Racing / Yngi Motorsport	2:09.739	3	4	12.125	1.701	82.38
14	10		13 ROBINSON / SMITHIES	LCR Suzuki - Robinson Racing	2:09.893	4	5	12.279	0.154	82.28
15	58		14 KIRK / HUGHES	LCR Kawasaki - MK Racing	2:10.509	4	5	12.895	0.616	81.89
16	95	C	2 BLACKSTOCK / ROSNEY	LCR Suzuki - Dave Holden Racing	2:10.609	7	9	12.995	0.100	81.83
17	111		15 CABLE / PAYNE	LCR Yamaha - Cable Racing	2:10.693	4	7	13.079	0.084	81.78
18	71		16 GALLERNE / DEELEY	RCN Suzuki - Team Gallerne	2:14.364	3	6	16.750	3.671	79.54
19	11	C	3 NICHOLLS / AVISON	LCR Suzuki - Lick Racing	2:21.067	2	4	23.453	6.703	75.76

Weather / Track : Bright / Dry

These results are provisional until the conclusion of any judicial and technical matters.

Snetterton 300

Circuit Length = 2.9689 miles

Start: 12:25 Flag 12:45 End: 12:48

Clerk Of Course :

Timekeeper :

Results can be found at [www.britishsuperbike.com](http://www.britishsuperbike.com)

Printed - 12:48 Friday, 08 July 2016

# MCRCB BULLETIN TK027

## 2016 MCE British Superbike Championship - Round 5

### 2016 Hyundai Heavy Industries British Sidecar Championship with Molson

#### FREE PRACTICE - SECTOR ANALYSIS

SECTOR 1 = FL to I1, SECTOR 2 = I1 to I2, SECTOR 3 = I2 to FL, DIFF = Difference To Personal Best Lap

P1 77		REEVES / CLUZE					LCR Yamaha - Team Eaide				
IDEAL LAP TIME : 1:57.332		BEST LAP TIME : 1:57.614					DIFFERENCE : 0.282				
LAP	SECTOR 1	SECTOR 2		SECTOR 3		LAP TIME	MPH	DIFF	TIME OF DAY		
1 -	OUTLAP	100.6	47.081	126.1	43.459	<b>141.2</b>	2:18.154	77.36	20.540	12:27:47.881	
2 -	39.800	107.7	43.866	146.5	40.853	138.9	2:04.519	85.83	6.905	12:29:52.400	
3 -	37.749	127.3	43.608	152.5	40.339	138.6	2:01.696	87.82	4.082	12:31:54.096	
4 -	38.006	<b>133.1</b>	42.289	153.5	39.378	137.7	1:59.673	89.31	2.059	12:33:53.769	
5 -	37.499	128.5	42.089	154.6	39.349	137.7	1:58.937	89.86	1.323	12:35:52.706	
6 -	37.743	129.8	41.781	<b>154.9</b>	39.401	139.2	1:58.925	89.87	1.311	12:37:51.631	
7 -	37.086	129.0	41.907	<b>154.9</b>	38.929	138.0	1:57.922 (3)	90.63	0.308	12:39:49.553	
8 -	37.350	131.5	41.684	154.2	39.055	136.9	1:58.089	90.50	0.475	12:41:47.642	
9 -	37.347	132.1	<b>41.469</b>	<b>154.9</b>	39.077	138.0	1:57.893 (2)	90.65	0.279	12:43:45.535	
10 -	<b>36.980</b>	131.8	41.751	154.6	<b>38.883</b>	139.5	<b>1:57.614 (1)</b>	<b>90.87</b>		<b>12:45:43.149</b>	

P2 60		HOLLAND / WATSON					LCR Kawasaki - Team Hannafin Racing				
IDEAL LAP TIME : 1:58.644		BEST LAP TIME : 1:59.318					DIFFERENCE : 0.674				
LAP	SECTOR 1	SECTOR 2		SECTOR 3		LAP TIME	MPH	DIFF	TIME OF DAY		
1 -	OUTLAP	83.5	47.481	121.7	45.143	137.5	2:22.936	74.77	23.618	12:27:47.320	
2 -	40.151	106.0	44.042	139.5	41.887	<b>140.1</b>	2:06.080	84.77	6.762	12:29:53.400	
3 -	37.706	<b>129.3</b>	43.560	133.1	42.244	137.2	2:03.510	86.53	4.192	12:31:56.910	
4 -	39.093	109.8	43.010	138.9	42.802	139.8	2:04.905	85.56	5.587	12:34:01.815	
5 -	37.697	120.4	42.557	143.0	40.254	138.3	2:00.508 (3)	88.69	1.190	12:36:02.323	
6 -	38.969	121.5	43.386	138.6	IN PIT		4:34.731 P	38.90	2:35.413	12:40:37.054	
7 -	OUTLAP	118.3	43.039	<b>144.9</b>	40.260	137.5	2:06.488	84.49	7.170	12:42:43.542	
8 -	37.237	127.8	42.703	144.6	<b>39.552</b>	138.0	1:59.492 (2)	89.44	0.174	12:44:43.034	
9 -	<b>37.088</b>	126.1	<b>42.004</b>	143.0	40.226	137.7	<b>1:59.318 (1)</b>	<b>89.57</b>		<b>12:46:42.352</b>	

P3 100		STEVENS / RICHARDSON					LCR Kawasaki - Quattro Plant Cool Kawasaki				
IDEAL LAP TIME : 2:00.032		BEST LAP TIME : 2:00.165					DIFFERENCE : 0.133				
LAP	SECTOR 1	SECTOR 2		SECTOR 3		LAP TIME	MPH	DIFF	TIME OF DAY		
1 -	OUTLAP	89.9	48.973	114.1	IN PIT		4:17.447 P	41.51	2:17.282	12:29:39.378	
2 -	OUTLAP	104.5	45.343	118.9	IN PIT		5:58.950 P	29.77	3:58.785	12:35:38.328	
3 -	OUTLAP	110.9	44.981	127.0	42.578	129.8	2:13.606	79.99	13.441	12:37:51.934	
4 -	39.287	115.3	43.276	138.9	41.186	<b>139.5</b>	2:03.749	86.36	3.584	12:39:55.683	
5 -	38.593	117.3	43.353	141.2	40.255	137.7	2:02.201 (3)	87.46	2.036	12:41:57.884	
6 -	38.469	<b>125.6</b>	42.277	<b>148.4</b>	<b>40.187</b>	138.3	2:00.933 (2)	88.38	0.768	12:43:58.817	
7 -	<b>37.932</b>	122.0	<b>41.913</b>	144.6	40.320	137.5	<b>2:00.165 (1)</b>	<b>88.94</b>		<b>12:45:58.982</b>	

P4 9		WALKER / HAWES					LCR Kawasaki - Santander Salt				
IDEAL LAP TIME : 2:00.518		BEST LAP TIME : 2:00.923					DIFFERENCE : 0.405				
LAP	SECTOR 1	SECTOR 2		SECTOR 3		LAP TIME	MPH	DIFF	TIME OF DAY		
1 -	OUTLAP	100.4	49.971	112.2	47.530	113.7	2:29.643	71.42	28.720	12:27:44.851	
2 -	44.698	94.9	47.398	121.7	46.052	106.1	2:18.148	77.36	17.225	12:30:02.999	
3 -	43.247	102.6	47.104	110.3	46.111	105.3	2:16.462	78.32	15.539	12:32:19.461	
4 -	42.149	103.4	45.533	125.9	43.575	119.8	2:11.257	81.42	10.334	12:34:30.718	
5 -	40.862	120.2	44.107	140.9	42.613	135.5	2:07.582	83.77	6.659	12:36:38.300	
6 -	38.622	124.0	42.721	146.8	41.595	136.3	2:02.938	86.93	2.015	12:38:41.238	
7 -	38.568	122.6	43.457	136.9	40.985	132.1	2:03.010	86.88	2.087	12:40:44.248	
8 -	<b>38.052</b>	<b>129.8</b>	42.888	148.7	<b>39.983</b>	136.3	<b>2:00.923 (1)</b>	<b>88.38</b>		<b>12:42:45.171</b>	
9 -	38.174	128.5	42.864	147.1	40.197	<b>136.9</b>	2:01.235 (3)	88.16	0.312	12:44:46.406	
10 -	38.170	124.9	<b>42.483</b>	<b>149.4</b>	40.323	131.3	2:00.976 (2)	88.34	0.053	12:46:47.382	

P5 16 C		BIRCHALL / BIRCHALL					LCR Honda - Birchall Racing				
IDEAL LAP TIME :		BEST LAP TIME : 2:01.076					DIFFERENCE :				
LAP	SECTOR 1	SECTOR 2		SECTOR 3		LAP TIME	MPH	DIFF	TIME OF DAY		
1 -							2:11.157	81.49	10.081	12:29:53.830	
2 -							2:04.760 (3)	85.66	3.684	12:31:58.590	
3 -							9:39.000	18.45	7:37.924	12:41:37.590	
4 -							2:02.193 (2)	87.46	1.117	12:43:39.783	

Snetterton 300

Circuit Length = 2.9689 miles

Start: 12:25 Flag 12:45 End: 12:48

Weather / Track : Bright / Dry

# MCRCB BULLETIN TK027

## 2016 MCE British Superbike Championship - Round 5

### 2016 Hyundai Heavy Industries British Sidecar Championship with Molson

#### FREE PRACTICE - SECTOR ANALYSIS

SECTOR 1 = FL to I1, SECTOR 2 = I1 to I2, SECTOR 3 = I2 to FL, DIFF = Difference To Personal Best Lap

5 -

**2:01.076 (1) 88.27**

**12:45:40.859**

<b>P6 33 HEGARTY / NEAVE</b>		LCR Suzuki - Sean Hegarty Ltd									
IDEAL LAP TIME : 2:01.657		BEST LAP TIME : 2:02.435				DIFFERENCE : 0.778					
LAP	SECTOR 1	SECTOR 2		SECTOR 3		LAP TIME	MPH	DIFF	TIME OF DAY		
1 -	OUTLAP	98.8	47.055	124.5	45.798	<b>135.8</b>	2:20.284	76.18	17.849	12:27:49.143	
2 -	39.816	116.7	43.861	140.1	40.979	<b>135.8</b>	2:04.656 (3)	85.74	2.221	12:29:53.799	
3 -	38.295	115.9	<b>43.059</b>	142.1	42.008	134.7	2:03.362 (2)	86.63	0.927	12:31:57.161	
4 -	38.648	<b>123.8</b>	43.159	<b>145.2</b>	<b>40.628</b>	131.3	<b>2:02.435 (1)</b>	<b>87.29</b>		<b>12:33:59.596</b>	

<b>P7 70 ARCHER / THOMAS</b>		LCR Suzuki - Team Hannafin Racing									
IDEAL LAP TIME : 2:02.392		BEST LAP TIME : 2:02.490				DIFFERENCE : 0.098					
LAP	SECTOR 1	SECTOR 2		SECTOR 3		LAP TIME	MPH	DIFF	TIME OF DAY		
1 -	OUTLAP	106.6	48.581	125.2	45.423	134.2	2:24.822	73.80	22.332	12:27:41.160	
2 -	41.073	111.8	44.736	137.5	41.605	137.5	2:07.414	83.88	4.924	12:29:48.574	
3 -	40.274	108.4	46.181	134.4	43.104	<b>138.6</b>	2:09.559	82.49	7.069	12:31:58.133	
4 -	40.353	117.5	43.974	<b>140.3</b>	41.755	136.6	2:06.082	84.77	3.592	12:34:04.215	
5 -	39.166	113.1	43.474	137.7	41.722	133.1	2:04.362	85.94	1.872	12:36:08.577	
6 -	39.066	<b>122.4</b>	43.372	139.8	40.813	<b>138.6</b>	2:03.251 (3)	86.71	0.761	12:38:11.828	
7 -	41.035	101.0	44.461	130.8	40.854	134.7	2:06.350	84.59	3.860	12:40:18.178	
8 -	<b>38.935</b>	112.2	43.288	133.4	41.004	134.7	2:03.227 (2)	86.73	0.737	12:42:21.405	
9 -	39.695	112.5	43.209	137.7	40.841	134.2	2:03.745	86.37	1.255	12:44:25.150	
10 -	39.033	117.9	<b>42.828</b>	136.9	<b>40.629</b>	134.4	<b>2:02.490 (1)</b>	<b>87.25</b>		<b>12:46:27.640</b>	

<b>P8 5 BIGGS / RANSLEY</b>		LCR Suzuki - Biggs Racing									
IDEAL LAP TIME : 2:03.374		BEST LAP TIME : 2:03.536				DIFFERENCE : 0.162					
LAP	SECTOR 1	SECTOR 2		SECTOR 3		LAP TIME	MPH	DIFF	TIME OF DAY		
1 -	OUTLAP	101.2	48.074	144.9	45.144	135.0	2:24.517	73.95	20.981	12:27:37.839	
2 -	40.940	124.2	44.790	131.0	43.352	136.1	2:09.082	82.80	5.546	12:29:46.921	
3 -	39.101	122.4	44.942	123.8	43.887	136.9	2:07.930	83.54	4.394	12:31:54.851	
4 -	39.430	123.8	44.353	146.8	42.004	<b>138.3</b>	2:05.787 (3)	84.96	2.251	12:34:00.638	
5 -	38.689	<b>129.5</b>	43.672	<b>149.4</b>	IN PIT		5:47.108 P	30.79	3:43.572	12:39:47.746	
6 -	OUTLAP	125.6	45.758	140.9	41.939	135.8	2:13.361	80.14	9.825	12:42:01.107	
7 -	39.528	<b>129.5</b>	43.290	147.1	<b>41.436</b>	136.6	2:04.254 (2)	86.01	0.718	12:44:05.361	
8 -	<b>38.673</b>	129.3	<b>43.265</b>	146.2	41.598	136.1	<b>2:03.536 (1)</b>	<b>86.51</b>		<b>12:46:08.897</b>	

<b>P9 32 HORSPOLE / CONNELL</b>		LCR Suzuki - Horspole Racing									
IDEAL LAP TIME : 2:03.675		BEST LAP TIME : 2:03.986				DIFFERENCE : 0.311					
LAP	SECTOR 1	SECTOR 2		SECTOR 3		LAP TIME	MPH	DIFF	TIME OF DAY		
1 -	OUTLAP	98.9	47.668	124.0	47.636	<b>133.1</b>	2:23.072	74.70	19.086	12:27:49.434	
2 -	42.051	113.5	44.957	139.2	43.405	131.0	2:10.413 (3)	81.95	6.427	12:29:59.847	
3 -	38.706	<b>127.0</b>	<b>43.290</b>	133.4	<b>41.990</b>	131.0	<b>2:03.986 (1)</b>	<b>86.20</b>		<b>12:32:03.833</b>	
4 -	<b>38.395</b>	124.0	44.389	131.0	43.139	131.5	2:05.923 (2)	84.87	1.937	12:34:09.756	
5 -	38.410	125.6	43.460	<b>142.1</b>	IN PIT		13:13.727 P	13.46	11:09.741	12:47:23.483	

<b>P10 25 MacLAURIN / HOPE</b>		LCR Yamaha - Blue Group / AMR / Fielder									
IDEAL LAP TIME : 2:04.138		BEST LAP TIME : 2:04.431				DIFFERENCE : 0.293					
LAP	SECTOR 1	SECTOR 2		SECTOR 3		LAP TIME	MPH	DIFF	TIME OF DAY		
1 -	OUTLAP	91.9	49.467	110.0	47.775	<b>134.2</b>	2:28.559	71.94	24.128	12:27:49.733	
2 -	42.661	112.4	46.289	122.6	45.129	<b>134.2</b>	2:14.079 (3)	79.71	9.648	12:30:03.812	
3 -	41.229	113.9	44.380	131.8	42.284	124.0	2:07.893 (2)	83.57	3.462	12:32:11.705	
4 -	39.181	<b>119.8</b>	<b>43.163</b>	<b>137.2</b>	<b>42.087</b>	132.1	<b>2:04.431 (1)</b>	<b>85.89</b>		<b>12:34:16.136</b>	
5 -	<b>38.888</b>	119.4	44.150	123.8	IN PIT		11:58.875 P	14.86	9:54.444	12:46:15.011	

<b>P11 44 BRYAN / WINN</b>		LCR Kawasaki - Santander Salt									
IDEAL LAP TIME : 2:05.181		BEST LAP TIME : 2:05.633				DIFFERENCE : 0.452					
LAP	SECTOR 1	SECTOR 2		SECTOR 3		LAP TIME	MPH	DIFF	TIME OF DAY		
1 -	OUTLAP	96.2	49.169	114.5	44.174	134.7	2:22.979	74.75	17.346	12:27:38.789	

Snetterton 300

Circuit Length = 2.9689 miles

Start: 12:25 Flag 12:45 End: 12:48

Weather / Track : Bright / Dry

# MCRCB BULLETIN TK027

## 2016 MCE British Superbike Championship - Round 5

## 2016 Hyundai Heavy Industries British Sidecar Championship with Molson

### FREE PRACTICE - SECTOR ANALYSIS

SECTOR 1 = FL to I1, SECTOR 2 = I1 to I2, SECTOR 3 = I2 to FL, DIFF = Difference To Personal Best Lap

2 -	40.748	115.9	44.933	119.4	43.003	134.4	2:08.684	(2)	83.05	3.051	12:29:47.473
3 -	41.111	114.1	45.470	122.9	IN PIT		4:34.101	P	38.99	2:28.468	12:34:21.574
4 -	OUTLAP	108.9	45.028	117.3	43.813	<b>135.2</b>	2:13.013		80.35	7.380	12:36:34.587
5 -	<b>39.181</b>	<b>117.9</b>	44.220	117.9	<b>42.232</b>	134.7	<b>2:05.633</b>	(1)	<b>85.07</b>		<b>12:38:40.220</b>
6 -	39.212	113.5	<b>43.768</b>	<b>125.2</b>	IN PIT		8:41.250	P	20.50	6:35.617	12:47:21.470

<b>P12</b>	<b>7</b>	<b>GRAY / CHRISTIE</b>				LCR Yamaha - BGR Powerbiking							
IDEAL LAP TIME : 2:07.874		BEST LAP TIME : 2:08.038				DIFFERENCE : 0.164							
LAP	SECTOR 1	SECTOR 2	SECTOR 3	LAP TIME	MPH	DIFF	TIME OF DAY						
1 -	OUTLAP	98.5	48.533	121.3	45.293	131.8	2:25.935	73.23	17.897	12:27:34.694			
2 -	42.177	110.1	46.413	<b>136.9</b>	44.075	133.4	2:12.665	80.56	4.627	12:29:47.359			
3 -	41.083	117.5	45.675	117.9	43.880	<b>135.2</b>	2:10.638	(3)	81.81	2.600	12:31:57.997		
4 -	41.964	108.5	46.383	118.3	IN PIT		8:24.132	P	21.20	6:16.094	12:40:22.129		
5 -	OUTLAP	110.5	45.749	134.7	43.383	132.3	2:17.084	77.96	9.046	12:42:39.213			
6 -	40.216	<b>117.7</b>	<b>45.032</b>	136.1	<b>42.790</b>	134.4	<b>2:08.038</b>	(1)	<b>83.47</b>		<b>12:44:47.251</b>		
7 -	<b>40.052</b>	107.5	46.384	135.2	43.649	129.0	2:10.085	(2)	82.16	2.047	12:46:57.336		

<b>P13</b>	<b>19</b>	<b>GUY / PILMOOR-BRADY</b>				LCR Suzuki - L&W Racing / Yngi Motorsport							
IDEAL LAP TIME : 2:08.838		BEST LAP TIME : 2:09.739				DIFFERENCE : 0.901							
LAP	SECTOR 1	SECTOR 2	SECTOR 3	LAP TIME	MPH	DIFF	TIME OF DAY						
1 -	OUTLAP	103.8	48.369	134.4	45.045	128.5	2:23.607	74.42	13.868	12:27:32.861			
2 -	41.493	112.7	45.430	<b>134.7</b>	43.700	<b>130.8</b>	2:10.623	(2)	81.82	0.884	12:29:43.484		
3 -	41.402	114.9	44.848	133.6	<b>43.489</b>	129.8	<b>2:09.739</b>	(1)	<b>82.38</b>		<b>12:31:53.223</b>		
4 -	<b>40.519</b>	<b>122.4</b>	<b>44.830</b>	<b>134.7</b>	IN PIT		16:05.428	P	11.07	13:55.689	12:47:58.651		

<b>P14</b>	<b>10</b>	<b>ROBINSON / SMITHIES</b>				LCR Suzuki - Robinson Racing							
IDEAL LAP TIME : 2:09.893		BEST LAP TIME : 2:09.893				DIFFERENCE : 0.000							
LAP	SECTOR 1	SECTOR 2	SECTOR 3	LAP TIME	MPH	DIFF	TIME OF DAY						
1 -	OUTLAP	92.5	50.785	118.7	47.606	<b>132.6</b>	2:29.849	71.32	19.956	12:27:49.127			
2 -	43.150	110.5	47.581	113.7	IN PIT		5:54.571	P	30.14	3:44.678	12:33:43.698		
3 -	OUTLAP	107.0	45.777	127.8	43.941	131.5	2:17.685	77.62	7.792	12:36:01.383			
4 -	<b>40.887</b>	<b>112.4</b>	<b>45.464</b>	126.8	<b>43.542</b>	131.8	<b>2:09.893</b>	(1)	<b>82.28</b>		<b>12:38:11.276</b>		
5 -	41.225	106.3	46.563	<b>128.3</b>	IN PIT		9:27.600	P	18.83	7:17.707	12:47:38.876		

<b>P15</b>	<b>58</b>	<b>KIRK / HUGHES</b>				LCR Kawasaki - MK Racing							
IDEAL LAP TIME : 2:06.022		BEST LAP TIME : 2:10.509				DIFFERENCE : 4.487							
LAP	SECTOR 1	SECTOR 2	SECTOR 3	LAP TIME	MPH	DIFF	TIME OF DAY						
1 -	OUTLAP	93.8	50.609	112.2	47.752	136.3	2:30.112	71.20	19.603	12:27:48.584			
2 -	42.881	108.0	46.835	121.5	45.136	136.3	2:14.852	79.25	4.343	12:30:03.436			
3 -	41.562	107.3	45.780	127.5	<b>43.336</b>	<b>136.6</b>	2:10.678	(3)	81.78	0.169	12:32:14.114		
4 -	40.497	113.7	46.448	122.2	43.564	135.5	<b>2:10.509</b>	(1)	<b>81.89</b>		<b>12:34:24.623</b>		
5 -	41.389	105.6	44.823	119.8	44.342	<b>136.6</b>	2:10.554	(2)	81.86	0.045	12:36:35.177		

<b>P16</b>	<b>95 C</b>	<b>BLACKSTOCK / ROSNEY</b>				LCR Suzuki - Dave Holden Racing							
IDEAL LAP TIME : 2:10.197		BEST LAP TIME : 2:10.609				DIFFERENCE : 0.412							
LAP	SECTOR 1	SECTOR 2	SECTOR 3	LAP TIME	MPH	DIFF	TIME OF DAY						
1 -	OUTLAP	90.8	51.524	109.6	47.680	117.9	2:31.774	70.42	21.165	12:27:44.074			
2 -	42.863	107.0	48.093	120.6	46.423	117.7	2:17.379	77.79	6.770	12:30:01.453			
3 -	42.573	<b>109.6</b>	47.583	117.9	44.846	117.9	2:15.002	79.16	4.393	12:32:16.455			
4 -	42.156	108.5	47.477	125.2	43.902	116.5	2:13.535	80.03	2.926	12:34:29.990			
5 -	42.708	101.6	46.574	112.5	44.896	<b>118.5</b>	2:14.178	79.65	3.569	12:36:44.168			
6 -	42.296	103.0	46.045	128.8	<b>43.154</b>	117.1	2:11.495	81.28	0.886	12:38:55.663			
7 -	<b>41.333</b>	107.2	45.895	128.0	43.381	116.5	<b>2:10.609</b>	(1)	<b>81.83</b>		<b>12:41:06.272</b>		
8 -	41.897	102.6	45.998	<b>129.5</b>	43.536	117.3	2:11.431	(3)	81.32	0.822	12:43:17.703		
9 -	41.418	101.5	<b>45.710</b>	127.5	43.525	117.9	2:10.653	(2)	81.80	0.044	12:45:28.356		

Weather / Track : Bright / Dry

Snetterton 300  
Circuit Length = 2.9689 miles  
Start: 12:25 Flag 12:45 End: 12:48

**MCRCB BULLETIN TK027****2016 MCE British Superbike Championship - Round 5****2016 Hyundai Heavy Industries British Sidecar Championship with Molson****FREE PRACTICE - SECTOR ANALYSIS**

SECTOR 1 = FL to I1, SECTOR 2 = I1 to I2, SECTOR 3 = I2 to FL, DIFF = Difference To Personal Best Lap

<b>P17 111</b>		<b>CABLE / PAYNE</b>					LCR Yamaha - Cable Racing				
IDEAL LAP TIME : 2:08.026		BEST LAP TIME : 2:10.693					DIFFERENCE : 2.667				
LAP		SECTOR 1		SECTOR 2		SECTOR 3		LAP TIME	MPH	DIFF	TIME OF DAY
1 -	OUTLAP	84.6		51.516	102.9	47.926	131.3	2:31.080	70.74	20.387	12:27:53.872
2 -		43.692	104.2	47.061	116.1	44.382	131.3	2:15.135	79.09	4.442	12:30:09.007
3 -		42.090	107.7	46.603	112.5	43.670	133.6	2:12.363 (3)	80.74	1.670	12:32:21.370
4 -		41.230	102.1	45.916	116.5	43.547	133.6	<b>2:10.693 (1)</b>	<b>81.78</b>		<b>12:34:32.063</b>
5 -		41.329	105.0	45.604	119.1	43.928	123.3	2:10.861 (2)	81.67	0.168	12:36:42.924
6 -		40.789	106.0	45.536	121.1	IN PIT		5:28.887 P	32.49	3:18.194	12:42:11.811
7 -	OUTLAP	104.0		45.847	117.9	<b>43.485</b>	<b>133.9</b>	2:18.941	76.92	8.248	12:44:30.752

<b>P18 71</b>		<b>GALLERNE / DEELEY</b>					RCN Suzuki - Team Gallerne				
IDEAL LAP TIME : 2:13.598		BEST LAP TIME : 2:14.364					DIFFERENCE : 0.766				
LAP		SECTOR 1		SECTOR 2		SECTOR 3		LAP TIME	MPH	DIFF	TIME OF DAY
1 -	OUTLAP	99.5		49.237	113.7	48.008	<b>129.5</b>	2:27.197	72.61	12.833	12:27:54.530
2 -		43.396	104.8	47.558	124.5	47.238	126.8	2:18.192	77.34	3.828	12:30:12.722
3 -		43.254	114.1	46.158	<b>128.3</b>	<b>44.952</b>	127.8	<b>2:14.364 (1)</b>	<b>79.54</b>		<b>12:32:27.086</b>
4 -		<b>42.919</b>	<b>115.7</b>	<b>45.727</b>	115.1	45.991	128.5	2:14.637 (2)	79.38	0.273	12:34:41.723
5 -		43.645	110.9	46.489	117.7	45.159	126.3	2:15.293	78.99	0.929	12:36:57.016
6 -		43.147	97.8	46.166	117.5	45.677	129.3	2:14.990 (3)	79.17	0.626	12:39:12.006

<b>P19 11 C</b>		<b>NICHOLLS / AVISON</b>					LCR Suzuki - Lick Racing				
IDEAL LAP TIME : 2:19.844		BEST LAP TIME : 2:21.067					DIFFERENCE : 1.223				
LAP		SECTOR 1		SECTOR 2		SECTOR 3		LAP TIME	MPH	DIFF	TIME OF DAY
1 -	OUTLAP	83.4		52.097	118.7	47.775	<b>107.3</b>	2:31.607	70.49	10.540	12:31:54.683
2 -		45.281	96.9	49.447	<b>121.3</b>	<b>46.339</b>	107.2	<b>2:21.067 (1)</b>	<b>75.76</b>		<b>12:34:15.750</b>
3 -		<b>44.483</b>	<b>101.6</b>	49.760	120.0	IN PIT		10:25.449 P	17.08	8:04.382	12:44:41.199
4 -	OUTLAP	98.5		<b>49.022</b>	120.4	IN PIT		3:03.943 P	58.10	42.876	12:47:45.142

Weather / Track : Bright / Dry

Snetterton 300  
Circuit Length = 2.9689 miles  
Start: 12:25 Flag 12:45 End: 12:48

**MCRCB BULLETIN TK028****2016 MCE British Superbike Championship - Round 5****2016 Hyundai Heavy Industries British Sidecar Championship with Molson****FREE PRACTICE - BEST SPEEDS**

POS	INTERMEDIATE 1			INTERMEDIATE 2			FINISH LINE		
	NO	NAME	MPH	NO	NAME	MPH	NO	NAME	MPH
1	77	REEVES / CLUZE	133.1	77	REEVES / CLUZE	154.9	77	REEVES / CLUZE	141.2
2	9	WALKER / HAWES	129.8	5	BIGGS / RANSLEY	149.4	60	HOLLAND / WATSON	140.1
3	5	BIGGS / RANSLEY	129.5	9	WALKER / HAWES	149.4	100	STEVENS / CHARLWOOD	139.5
4	60	HOLLAND / WATSON	129.3	100	STEVENS / CHARLWOOD	148.4	70	ARCHER / THOMAS	138.6
5	32	HORSPOLE / CONNELL	127.0	33	HEGARTY / NEAVE	145.2	5	BIGGS / RANSLEY	138.3
6	100	STEVENS / CHARLWOOD	125.6	60	HOLLAND / WATSON	144.9	9	WALKER / HAWES	136.9
7	33	HEGARTY / NEAVE	123.8	32	HORSPOLE / CONNELL	142.1	58	KIRK / HUGHES	136.6
8	19	GUY / PILMOOR-BRADY	122.4	70	ARCHER / THOMAS	140.3	33	HEGARTY / NEAVE	135.8
9	70	ARCHER / THOMAS	122.4	25	MacLAURIN / HOPE	137.2	7	GRAY / CHRISTIE	135.2
10	25	MacLAURIN / HOPE	119.8	7	GRAY / CHRISTIE	136.9	44	BRYAN / WINN	135.2
11	58	KIRK / HUGHES	119.6	19	GUY / PILMOOR-BRADY	134.7	25	MacLAURIN / HOPE	134.2
12	44	BRYAN / WINN	117.9	58	KIRK / HUGHES	134.7	111	CABLE / PAYNE	133.9
13	7	GRAY / CHRISTIE	117.7	95	BLACKSTOCK / ROSNEY	129.5	32	HORSPOLE / CONNELL	133.1
14	71	GALLERNE / DEELEY	115.7	10	ROBINSON / SMITHIES	128.3	10	ROBINSON / SMITHIES	132.6
15	10	ROBINSON / SMITHIES	112.4	71	GALLERNE / DEELEY	128.3	19	GUY / PILMOOR-BRADY	130.8
16	111	CABLE / PAYNE	110.1	44	BRYAN / WINN	125.2	71	GALLERNE / DEELEY	129.5
17	95	BLACKSTOCK / ROSNEY	109.6	11	NICHOLLS / AVISON	121.3	95	BLACKSTOCK / ROSNEY	118.5
18	11	NICHOLLS / AVISON	101.6	111	CABLE / PAYNE	121.3	11	NICHOLLS / AVISON	107.3
19									

Weather / Track : Bright / Dry

Snetterton 300

Circuit Length = 2.9689 miles

Start: 12:25 Flag 12:45 End: 12:48

Results can be found at [www.tsl-timing.com](http://www.tsl-timing.com)

Printed - 12:50 Friday, 08 July 2016



# MCRCB BULLETIN TK029

## 2016 MCE British Superbike Championship - Round 5

### 2016 Hyundai Heavy Industries British Sidecar Championship with Molson

#### FREE PRACTICE - BEST SECTORS

SECTOR 1			SECTOR 2			SECTOR 3			IDEAL / BEST COMPARISON						
POS	NO	NAME	TIME	NO	NAME	TIME	NO	NAME	TIME	POS	NO	NAME	IDEAL	BEST	DIFF
													<b>PERFECT LAP</b>	<b>1:57.332</b>	
1	77	REEVES / CLUZE	36.980	77	REEVES / CLUZE	41.469	77	REEVES / CLUZE	38.883	1	77	REEVES / CLUZE	1:57.332	1:57.614	0.282
2	60	HOLLAND / WATSC	37.088	100	STEVENS / CHARL	41.913	60	HOLLAND / WATSC	39.552	2	60	HOLLAND / WATSON	1:58.644	1:59.318	0.674
3	100	STEVENS / CHARL	37.932	60	HOLLAND / WATSC	42.004	9	WALKER / HAWES	39.983	3	100	STEVENS / CHARLW	2:00.032	2:00.165	0.133
4	33	HEGARTY / NEAVE	37.970	9	WALKER / HAWES	42.483	100	STEVENS / CHARL	40.187	4	9	WALKER / HAWES	2:00.518	2:00.923	0.405
5	9	WALKER / HAWES	38.052	70	ARCHER / THOMA	42.828	33	HEGARTY / NEAVE	40.628	5	33	HEGARTY / NEAVE	2:01.657	2:02.435	0.778
6	32	HORSPOLE / CONI	38.395	33	HEGARTY / NEAVE	43.059	70	ARCHER / THOMA	40.629	6	70	ARCHER / THOMAS	2:02.392	2:02.490	0.098
7	5	BIGGS / RANSLEY	38.673	25	MacLAURIN / HOPE	43.163	5	BIGGS / RANSLEY	41.436	7	5	BIGGS / RANSLEY	2:03.374	2:03.536	0.162
8	25	MacLAURIN / HOPE	38.888	5	BIGGS / RANSLEY	43.265	32	HORSPOLE / CONI	41.990	8	32	HORSPOLE / CONNE	2:03.675	2:03.986	0.311
9	70	ARCHER / THOMA	38.935	32	HORSPOLE / CONI	43.290	25	MacLAURIN / HOPE	42.087	9	25	MacLAURIN / HOPE	2:04.138	2:04.431	0.293
10	58	KIRK / HUGHES	39.162	58	KIRK / HUGHES	43.524	44	BRYAN / WINN	42.232	10	44	BRYAN / WINN	2:05.181	2:05.633	0.452
11	44	BRYAN / WINN	39.181	44	BRYAN / WINN	43.768	7	GRAY / CHRISTIE	42.790	11	58	KIRK / HUGHES	2:06.022	2:10.509	4.487
12	111	CABLE / PAYNE	40.001	111	CABLE / PAYNE	44.540	95	BLACKSTOCK / RC	43.154	12	7	GRAY / CHRISTIE	2:07.874	2:08.038	0.164
13	7	GRAY / CHRISTIE	40.052	19	GUY / PILMOOR-BF	44.830	58	KIRK / HUGHES	43.336	13	111	CABLE / PAYNE	2:08.026	2:10.693	2.667
14	19	GUY / PILMOOR-BF	40.519	7	GRAY / CHRISTIE	45.032	111	CABLE / PAYNE	43.485	14	19	GUY / PILMOOR-BR	2:08.838	2:09.739	0.901
15	10	ROBINSON / SMITH	40.887	10	ROBINSON / SMITH	45.464	19	GUY / PILMOOR-BF	43.489	15	10	ROBINSON / SMITH	2:09.893	2:09.893	0.000
16	95	BLACKSTOCK / RC	41.333	95	BLACKSTOCK / RC	45.710	10	ROBINSON / SMITH	43.542	16	95	BLACKSTOCK / ROS	2:10.197	2:10.609	0.412
17	71	GALLERNE / DEEL	42.919	71	GALLERNE / DEEL	45.727	71	GALLERNE / DEEL	44.952	17	71	GALLERNE / DEELE	2:13.598	2:14.364	0.766
18	11	NICHOLLS / AVISO	44.483	11	NICHOLLS / AVISO	49.022	11	NICHOLLS / AVISO	46.339	18	11	NICHOLLS / AVISON	2:19.844	2:21.067	1.223
19										19	16	BIRCHALL / BIRCHAL		2:01.076	

Weather / Track : Bright / Dry

Snetterton 300

Circuit Length = 2.9689 miles

Start: 12:25 Flag 12:45 End: 12:48

Results can be found at [www.tsl-timing.com](http://www.tsl-timing.com)

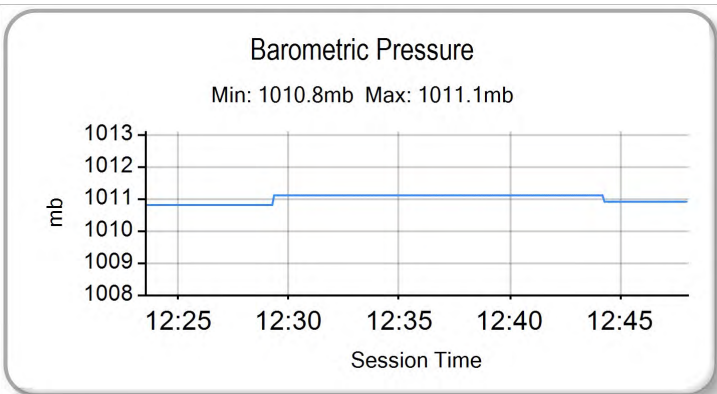
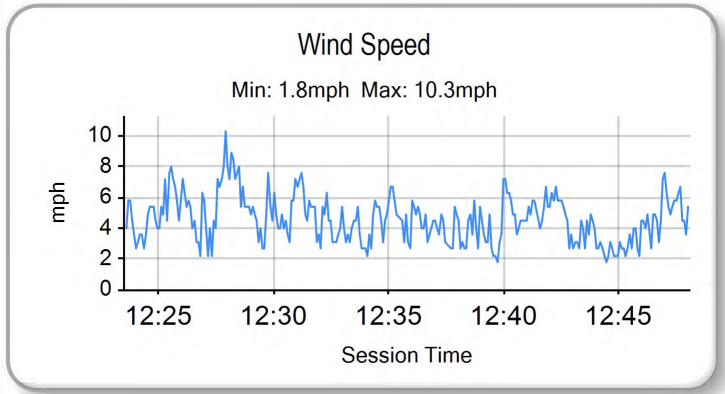
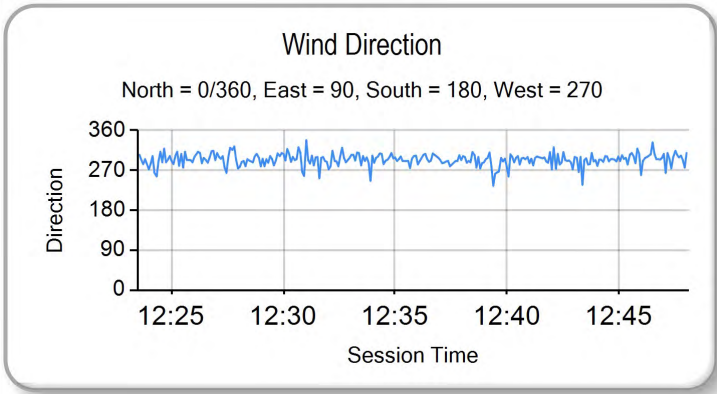
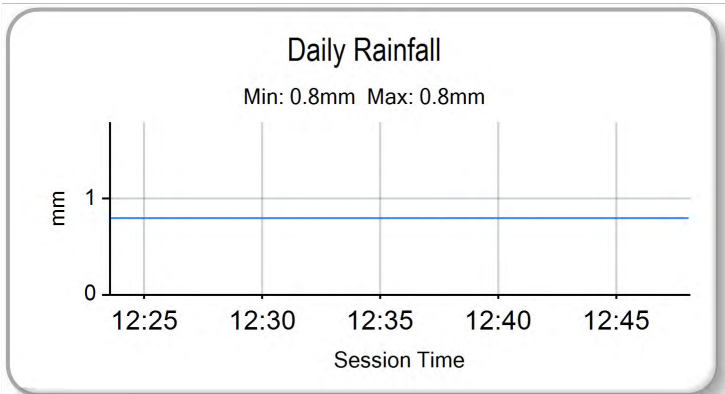
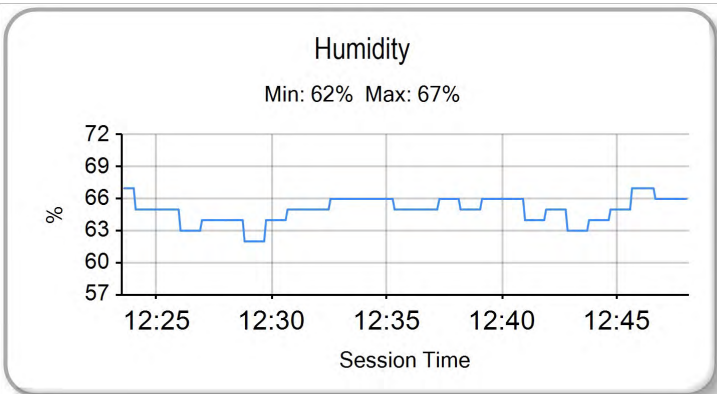
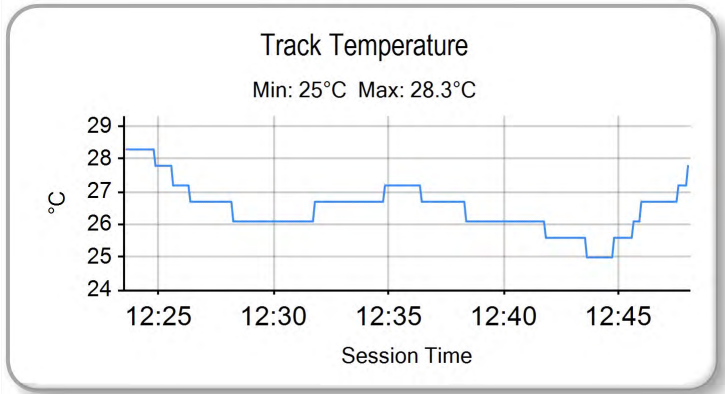
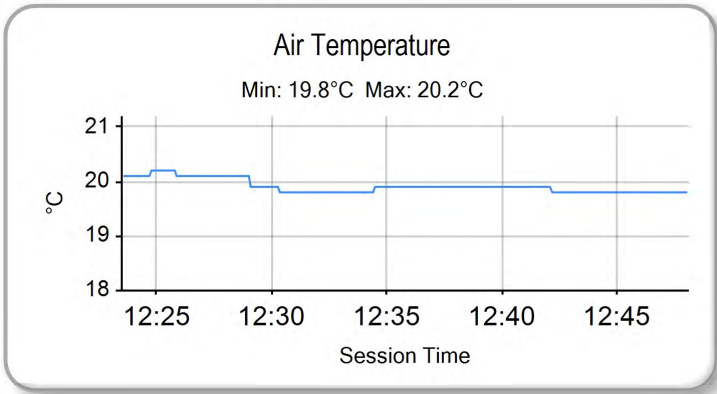
Printed - 12:51 Friday, 08 July 2016

# MCRCB BULLETIN TK030

## 2016 MCE British Superbike Championship - Round 5

### 2016 Hyundai Heavy Industries British Sidecar Championship with Molson

#### FREE PRACTICE - WEATHER CONDITIONS



Weather / Track : Bright / Dry

Results can be found at [www.tsl-timing.com](http://www.tsl-timing.com)

Snetterton 300  
Circuit Length = 2.9689 miles  
Start: 12:25 Flag 12:45 End: 12:48

Printed - 12:51 Friday, 08 July 2016