



Circuit de la Comunitat Valenciana · 19-20 November

2016



www.cev.es

## FIM CEV REPSOL. Circuit CV

19 - 20 November 2016

Circuit de la C.Valenciana

Length: 4005 metros

### Results Qualifying Practice 1 GA Moto3

Pos.	N.	Rider	Team	Motorcycle	Nat.	Best Lap	iL	Laps	Gap	Interval	Speed	Tyr.	Cat.
1	92	HANIKA,Karel	Freudenberg RT	KTM	CZE	<b>01:39,613</b>	14	16			144,74	Du	
2	48	DALLA PORTA,Lorenzo	Laglisce Academy	Husqvarna	ITA	01:39,915	13	16	00:00,302	00:00,302	144,3	Du	
3	52	ALCOBA,Jeremy	Estrella Galicia 0,0	Honda	SPA	01:39,956	16	20	00:00,343	00:00,041	144,24	Du	
4	31	MASAKI,Kazuki	Asia Talent T.	Honda	JPN	01:40,121	14	17	00:00,508	00:00,165	144,01	Du	
5	5	MASIA,Jaume	Estrella Galicia 0,0	Honda	SPA	01:40,171	17	19	00:00,558	00:00,050	143,93	Du	
6	43	PEREZ,Vicente	Procercasa-42 MS	KTM	SPA	01:40,501	15	16	00:00,888	00:00,330	143,46	Du	
7	67	RIU, Gerard	Leopard J.Stratos	KTM	SPA	01:40,603	16	17	00:00,990	00:00,102	143,32	Du	
8	21	LOPEZ,Alonso	Estrella Galicia 0,0	Honda	SPA	01:40,709	17	19	00:01,096	00:00,106	143,16	Du	
9	32	TOBA,Kaito	Asia Talent T.	Honda	JPN	01:40,756	12	14	00:01,143	00:00,047	143,1	Du	
10	55	MONTELLA,Yari	SIC 58 Squadra Corse	Honda	ITA	01:40,952	12	13	00:01,339	00:00,196	142,82	Du	
11	72	VIETTI,Celestino	VR46 Riders Academy	KTM	ITA	01:41,112	17	19	00:01,499	00:00,160	142,59	Du	
12	27	GONZALEZ,Manuel	Halcourier MS	Honda	SPA	01:41,242	16	19	00:01,629	00:00,130	142,41	Du	
13	81	NEPA,Stefano	3570 Racing Team	KTM	ITA	01:41,836	5	17	00:02,223	00:00,594	141,58	Du	
14	40	LORENTE,Angel	Cuna Campeones	Mir Racing	SPA	01:41,880	11	15	00:02,267	00:00,044	141,52	Du	
15	39	CAVALIERE,Andrea	TMR Came Machado	KTM	ITA	01:42,070	18	19	00:02,457	00:00,190	141,26	Du	
16	13	SOPPE,Walid	Dutch RT	Honda	NED	01:42,121	5	17	00:02,508	00:00,051	141,19	Du	
17	80	IERACI,Bruno P.	TM R.Factory	TM	ITA	01:42,315	8	14	00:02,702	00:00,194	140,92	Du	
18	19	FLORIDO,Rufino	H43 T.Beon Blumaq	Beon	SPA	01:42,493	13	17	00:02,880	00:00,178	140,67	Du	
19	50	NAKAMURA,Hiroki	Honda T.Asia	Honda	JPN	01:42,497	19	19	00:02,884	00:00,004	140,67	Du	
20	20	GARCIA,José J.	Fauss Racing	KTM	SPA	01:42,556	16	18	00:02,943	00:00,059	140,59	Du	
21	10	FULIGNI,Filippo	Procercasa-42 MS	KTM	ITA	01:42,581	20	20	00:02,968	00:00,025	140,55	Du	
22	60	TAYLOR,Taz	KRP	FTR/KTM	GBR	01:42,665	18	18	00:03,052	00:00,084	140,44	Du	
23	18	VIU,Aleix	Larresport	Honda	SPA	01:43,292	10	16	00:03,679	00:00,627	139,58	Du	PRO
24	91	RODRIGUEZ,Victor	GA Competition	Honda	SPA	01:44,080	20	20	00:04,467	00:00,788	138,53	Du	PRO
25	14	GHIDINI,Matteo	Cruciani Racing	Cr016H	ITA	01:44,261	17	18	00:04,648	00:00,181	138,29	Du	
26	88	ROTVIK,Johnny	Starol Racing	KTM	SWE	01:46,227	10	18	00:06,614	00:01,966	135,73	Du	
27	29	LUCHEL,Lyvann	Larresport	TSR Honda	FRA	01:47,577	16	20	00:07,964	00:01,350	134,02	Du	PRO
28	24	COOPER,Chandler	XCTech	Kalex	AUS	01:48,422	2	4	00:08,809	00:00,845	132,98	Du	

Circuit de la C.Valenciana

Final Official

Provisional Official

Length: 4005 m. Hour: 09:30

JURY:

Hour:

C.of the Course:

Hour:

C.Timekeeper:

Hour: 10:13:40

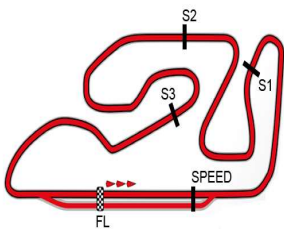


OFICINA PERMANENTE: Príncipe de Vergara,183 - 28002 madrid - Tel: 917820220 - www.cevrepsoi.com - info@cevrepsoi.com  
CRONOCIRCUIT: oscar.gutierrez@circuitvalencia.com

RICARDO TORMO

Master Timing, Sport Timing Systems, www.mastertiming.es www.cronoline.es by Eventronic www.eventronic.es 19FJAP63





Circuit de la C. Valenciana

FIM CEV REPSOL. Circuit CV

VUELTA A VUELTA SECTORES Qualifying Practice 1 GA Moto3

Table with 7 columns: Rank, Time, Lap, Sector 1, Sector 2, Sector 3, Sector 4, V. Max, Hora. Rows 15-17.

Table for rider 20 - GARCIA, José J. Header: V. Tiempo, Sector 1-4, V. Max, Hora. Rows 1-18.

Table for rider 21 - LOPEZ, Alonso. Header: V. Tiempo, Sector 1-4, V. Max, Hora. Rows 1-19.

Table for rider 24 - COOPER, Chandler. Header: V. Tiempo, Sector 1-4, V. Max, Hora. Rows 1-4.

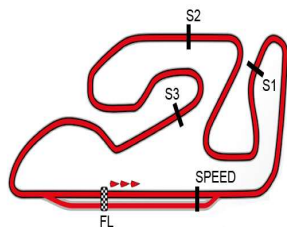
Table for rider 27 - GONZALEZ, Manuel. Header: V. Tiempo, Sector 1-4, V. Max, Hora. Rows 1-5.

Table for rider 29 - LUCHEL, Lyvann. Header: V. Tiempo, Sector 1-4, V. Max, Hora. Rows 5-19.

Table for rider 31 - MASAKI, Kazuki. Header: V. Tiempo, Sector 1-4, V. Max, Hora. Rows 1-20.

Table for rider 32 - TOBA, Kaito. Header: V. Tiempo, Sector 1-4, V. Max, Hora. Rows 1-17.





Circuit de la Comunitat Valenciana - 19-20 November

2016



Circuit de la C.Valenciana

19 - 20 November 2016

Circuit de la C.Valenciana

FIM CEV REPSOL. Circuit CV

VUELTA A VUELTA SECTORES Qualifying Practice 1 GA Moto3

Table with 14 columns (number, time, sector times, V.Max, Hora) for riders 2-14. Includes summary rows for rider 39 (CAVALIERE, Andrea) and rider 48 (DALLA PORTA, Lorenzo).

Table with 14 columns (number, V. Tiempo, Sector 1, Sector 2, Sector 3, Sector 4, V.Max, Hora) for rider 39 (CAVALIERE, Andrea).

Table with 14 columns (number, V. Tiempo, Sector 1, Sector 2, Sector 3, Sector 4, V.Max, Hora) for rider 50 (NAKAMURA, Hiroki).

Table with 14 columns (number, V. Tiempo, Sector 1, Sector 2, Sector 3, Sector 4, V.Max, Hora) for rider 40 (LORENTE, Angel).

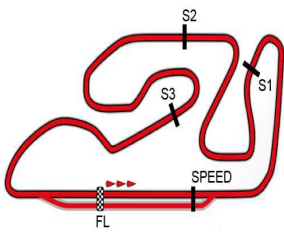
Table with 14 columns (number, V. Tiempo, Sector 1, Sector 2, Sector 3, Sector 4, V.Max, Hora) for rider 52 (ALCOBA, Jeremy).

Table with 14 columns (number, V. Tiempo, Sector 1, Sector 2, Sector 3, Sector 4, V.Max, Hora) for rider 43 (PEREZ, Vicente).

Table with 14 columns (number, V. Tiempo, Sector 1, Sector 2, Sector 3, Sector 4, V.Max, Hora) for rider 52 (ALCOBA, Jeremy).



OFICINA PERMANENTE: Principe de Vergara, 183 - 28002 madrid - Tel: 917820220 - www.cevrepso.com - info@cevrepso.com CRONOCIRCUIT: oscar.gutierrez@circuitvalencia.com



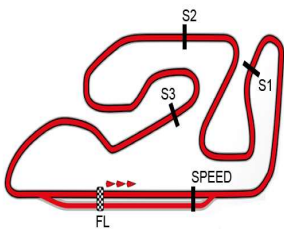
Circuit de la C.Valenciana

FIM CEV REPSOL. Circuit CV

VUELTA A VUELTA SECTORES Qualifying Practice 1 GA Moto3

Main results table for Qualifying Practice 1 GA Moto3. Columns include rider name, pit stop, and lap times for sectors 1-4, V.Max, and Hora. Includes sections for riders 72-81 with their respective P.Vmax and T. Ideal.





Circuit de la C.Valenciana

FIM CEV REPSOL. Circuit CV

VUELTA A VUELTA SECTORES Qualifying Practice 1 GA Moto3

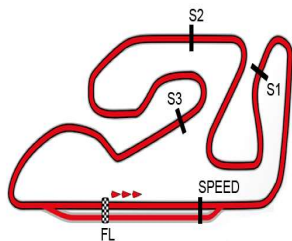
10	01:42,163	00:23,721	00:26,907	00:23,550	00:27,985	203,13	09:54:18	7	09:13,023	07:53,553	00:27,730	00:23,803	00:27,937	09:50:23			
11	01:41,985	00:23,741	00:26,876	00:23,414	00:27,954	202,50	09:56:00	8	01:40,509	00:23,455	00:26,252	00:23,139	00:27,663	201,87	09:52:04		
12	01:41,929	00:23,709	00:26,882	<b>00:23,411</b>	00:27,927	203,13	09:57:42	9	01:40,156	00:23,380	00:26,238	00:23,097	00:27,441	203,13	09:53:44		
13	PIT	00:24,461	00:27,293	00:23,721	00:32,061	200,00	09:59:30	10	01:41,064	00:23,430	00:26,505	00:23,145	00:27,984	205,06	09:55:25		
14	06:11,565	04:45,979	00:29,391	00:27,561	00:28,634		10:05:41	11	PIT	00:23,928	00:27,357	00:23,961	00:35,529	204,42	09:57:16		
15	01:42,672	00:23,847	00:26,940	00:23,716	00:28,169	<b>207,69</b>	10:07:24	12	06:10,236	04:36,799	00:29,137	00:36,120	00:28,180		10:03:26		
16	01:42,105	00:23,738	00:26,821	00:23,560	00:27,986	205,71	10:09:06	13	01:40,193	00:23,421	<b>00:26,221</b>	00:23,068	00:27,483	203,77	10:05:06		
17	01:42,317	00:23,662	00:27,167	00:23,636	00:27,852	205,71	10:10:48	14	<b>01:39,613</b>	<b>00:23,256</b>	00:26,251	<b>00:22,891</b>	<b>00:27,215</b>	205,06	10:06:46		
<b>88 - ROTVIK,Johnny</b>				P.Vmax: 25		T. Ideal: 01:45,911		15	01:42,773	00:23,366	00:27,133	00:24,605	00:27,669	204,42	10:08:28		
<b>V. Tiempo</b>				<b>Sector 1</b>	<b>Sector 2</b>	<b>Sector 3</b>	<b>Sector 4</b>	<b>V.Max</b>	<b>Hora</b>	16	01:43,482	00:24,218	00:27,134	00:23,956	00:28,174	209,71	10:10:12

1	START						09:33:28
2	01:48,109				...		09:35:16
3	01:47,097	00:24,962	00:28,405	00:24,677	00:29,053	193,43	09:37:03
4	01:46,701	00:24,635	00:28,263	00:24,561	00:29,242	<b>196,36</b>	09:38:50
5	PIT	00:24,820	00:28,384	00:24,986	00:34,931	194,01	09:40:43
6	PIT	02:06,913	00:28,638	00:24,652	00:35,218		09:44:18
7	04:41,061	03:18,762	00:28,546	00:24,660	00:29,093		09:48:59
8	01:46,463	00:24,985	00:27,957	00:24,426	00:29,095	194,59	09:50:46
9	01:47,380	00:24,703	00:28,207	<b>00:24,351</b>	00:30,119	194,01	09:52:33
10	<b>01:46,227</b>	00:24,683	00:28,126	00:24,355	00:29,063	194,01	09:54:19
11	01:46,904	00:24,750	00:28,401	00:24,628	00:29,125	194,59	09:56:06
12	01:46,338	00:24,766	<b>00:27,942</b>	00:24,464	00:29,166	194,59	09:57:53
13	PIT	00:25,634	00:28,773	00:24,714	00:37,030	193,43	09:59:49
14	04:15,673	02:53,792	00:28,401	00:24,479	<b>00:29,001</b>		10:04:04
15	01:46,352	<b>00:24,617</b>	00:28,081	00:24,500	00:29,154	194,59	10:05:51
16	01:47,630	00:24,792	00:28,056	00:25,231	00:29,551	194,59	10:07:38
17	01:46,912	00:24,963	00:27,969	00:24,713	00:29,267	193,43	10:09:25
18	01:50,701	00:27,367	00:29,424	00:24,654	00:29,256	<b>196,36</b>	10:11:16

<b>91 - RODRIGUEZ,Victor</b>				P.Vmax: 27		T. Ideal: 01:43,595			
<b>V. Tiempo</b>				<b>Sector 1</b>	<b>Sector 2</b>	<b>Sector 3</b>	<b>Sector 4</b>	<b>V.Max</b>	<b>Hora</b>
1	START	01:03,232	00:29,304	00:24,946	00:31,704		09:32:29		
2	01:45,979	00:24,926	00:27,913	00:24,229	00:28,911	191,15	09:34:15		
3	01:45,560	00:24,725	00:27,410	00:24,257	00:29,168	190,59	09:36:00		
4	01:45,144	00:24,551	00:27,337	00:24,271	00:28,985	192,28	09:37:45		
5	01:44,750	00:24,470	00:27,252	00:24,228	00:28,800	190,03	09:39:30		
6	01:44,798	00:24,453	00:27,311	00:24,258	00:28,776	189,47	09:41:15		
7	01:44,869	00:24,431	00:27,297	00:24,125	00:29,016	188,37	09:43:00		
8	PIT	00:24,517	00:27,778	00:25,582	00:34,954	187,83	09:44:53		
9	04:06,553	02:43,942	00:28,660	00:24,677	00:29,274		09:48:59		
10	01:45,724	00:24,681	00:27,488	00:24,363	00:29,192	188,37	09:50:45		
11	01:52,263	00:24,607	00:30,259	00:28,043	00:29,354	187,83	09:52:37		
12	PIT	00:24,821	00:28,292	00:25,422	00:34,308	189,47	09:54:30		
13	04:10,292	02:44,517	00:29,356	00:26,843	00:29,576		09:58:40		
14	01:44,889	00:24,622	00:27,438	00:24,036	00:28,793	188,92	10:00:25		
15	01:44,864	00:24,504	00:27,383	00:24,143	00:28,834	188,92	10:02:10		
16	01:44,267	00:24,355	00:27,332	00:23,910	00:28,670	190,03	10:03:54		
17	01:45,998	00:24,528	00:27,418	00:25,126	00:28,926	190,03	10:05:40		
18	01:44,176	<b>00:24,205</b>	<b>00:27,199</b>	00:23,932	00:28,840	<b>192,86</b>	10:07:24		
19	01:44,182	<b>00:24,205</b>	00:27,504	00:23,904	00:28,569	192,28	10:09:09		
20	<b>01:44,080</b>	00:24,430	00:27,459	<b>00:23,792</b>	<b>00:28,399</b>	192,28	10:10:53		

<b>92 - HANIKA,Karel</b>				P.Vmax: 3		T. Ideal: 01:39,583			
<b>V. Tiempo</b>				<b>Sector 1</b>	<b>Sector 2</b>	<b>Sector 3</b>	<b>Sector 4</b>	<b>V.Max</b>	<b>Hora</b>
1	START	01:02,132	00:29,530	00:25,208	00:33,944		09:32:30		
2	01:41,809	00:23,854	00:27,008	00:23,371	00:27,576	206,37	09:34:12		
3	01:47,439	00:23,783	00:26,891	00:26,864	00:29,901	207,69	09:35:59		
4	01:41,294	00:23,442	00:26,976	00:23,259	00:27,617	203,77	09:37:41		
5	01:40,038	00:23,437	00:26,235	00:23,030	00:27,336	205,06	09:39:21		
6	PIT	00:25,004	00:26,828	00:23,833	00:33,565	<b>211,07</b>	09:41:10		





Circuit de la Comunitat Valenciana · 19-20 November

2016



Circuit de la C.Valenciana

19 - 20 November 2016

Circuit de la C.Valenciana

FIM CEV REPSOL. Circuit CV

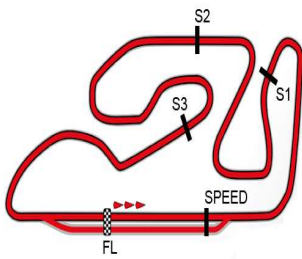
Velocidades máximas Qualifying Practice 1 GA Moto3

Piloto	Nacionalidad/Res.	Marca	Mejores 5 velocidades máx.					Media	Máx.
31 MASAKI,Kazuki	JPN	Honda	213,9	211,1	209,0	208,4	207,0	209,9	213,9
5 MASIA,Jaume	SPA	Honda	211,8	208,4	205,1	203,8	203,8	206,5	211,8
92 HANIKA,Karel	CZE	KTM	211,1	209,7	207,7	206,4	205,1	208,0	211,1
32 TOBA,Kaito	JPN	Honda	209,0	207,7	207,0	206,4	205,7	207,2	209,0
72 VIETTI,Celestino	ITA	KTM	209,0	205,7	205,1	204,4	204,4	205,7	209,0
13 SOPPE,Walid	NED	Honda	207,7	207,7	207,0	207,0	206,4	207,2	207,7
81 NEPA,Stefano	ITA	KTM	207,7	207,7	205,7	205,7	205,7	206,5	207,7
20 GARCIA,José J.	SPA	KTM	207,7	207,0	204,4	203,8	203,1	205,2	207,7
67 RIU,Gerard	SPA	KTM	207,7	206,4	205,1	205,1	204,4	205,7	207,7
19 FLORIDO,Rufino	SPA	Beon	206,4	203,8	200,0	200,0	198,2	201,7	206,4
55 MONTELLA,Yari	ITA	Honda	206,4	206,4	205,1	204,4	203,1	205,1	206,4
39 CAVALIERE,Andrea	ITA	KTM	205,1	205,1	203,1	202,5	201,2	203,4	205,1
52 ALCOBA,Jeremy	SPA	Honda	205,1	203,8	203,8	203,1	202,5	203,6	205,1
43 PEREZ,Vicente	SPA	KTM	205,1	202,5	201,9	201,2	201,2	202,4	205,1
21 LOPEZ,Alonso	SPA	Honda	204,4	203,1	203,1	202,5	202,5	203,1	204,4
48 DALLA PORTA,Lorenzo	ITA	Husqvarna	204,4	204,4	204,4	203,8	203,8	204,2	204,4
10 FULIGNI,Filippo	ITA	KTM	203,8	203,8	201,9	201,2	201,2	202,4	203,8
50 NAKAMURA,Hiroki	JPN	Honda	203,1	201,2	200,6	200,6	200,0	201,1	203,1
40 LORENTE,Angel	SPA	Mir Racing	202,5	201,9	200,0	200,0	200,0	200,9	202,5
60 TAYLOR,Taz	GBR	FTR/KTM	201,9	201,2	200,6	200,0	199,4	200,6	201,9
80 IERACI,Bruno P.	ITA	TM	201,2	201,2	199,4	199,4	199,4	200,1	201,2
24 COOPER,Chandler	AUS	Kalex	200,6	198,8	195,2			198,2	200,6
27 GONZALEZ,Manuel	SPA	Honda	200,0	199,4	199,4	198,8	198,2	199,1	200,0
14 GHIDINI,Matteo	ITA	Cr016H	200,0	196,4	196,4	196,4	195,8	197,0	200,0
88 ROTVIK,Johnny	SWE	KTM	196,4	196,4	194,6	194,6	194,6	195,3	196,4
18 VIU,Aleix	SPA	Honda	193,4	192,3	191,7	191,2	191,2	191,9	193,4
91 RODRIGUEZ,Victor	SPA	Honda	192,9	192,3	192,3	192,3	191,2	192,2	192,9
29 LUCHEL,Lyvann	FRA	TSR Honda	187,3	186,7	186,2	185,7	185,1	186,2	187,3



OFICINA PERMANENTE: Príncipe de Vergara,183 - 28002 madrid - Tel: 917820220 - www.cevrepso.com - info@cevrepso.com  
 CRONOCIRCUIT: oscar.gutierrez@circuitvalencia.com





Circuit de la C.Valenciana

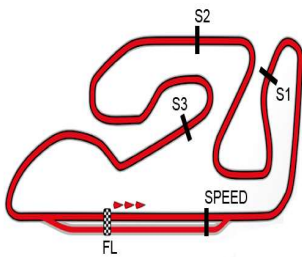
FIM CEV REPSOL. Circuit CV

ANALISIS PIT Qualifying Practice 1 GA Moto3

<b>5 MASIA,Jaume</b> Nat: SPA				<b>27 GONZALEZ,Manuel</b> Nat: SPA				09:56:42,992	09:59:50,420	00:03:07,428	13
<b>Time IN</b>	<b>Time OUT</b>	<b>GAP</b>	<b>Lap</b>	<b>Time IN</b>	<b>Time OUT</b>	<b>GAP</b>	<b>Lap</b>	Num. P. 2 Total in PIT: 00:06:54,938			
09:42:30,464	09:46:21,248	00:03:50,784	7	09:40:55,772	09:44:24,227	00:03:28,455	6				
09:56:45,049	10:00:00,745	00:03:15,696	13	09:51:29,181	09:55:21,637	00:03:52,456	10				
Num. P. 2 Total in PIT: 00:07:06,480				Num. P. 3 Total in PIT: 00:07:52,610							
<b>10 FULIGNI,Filippo</b> Nat: ITA				<b>29 LUCHEL,Lyann</b> Nat: FRA				<b>55 MONTELLA,Yari</b> Nat: ITA			
<b>Time IN</b>	<b>Time OUT</b>	<b>GAP</b>	<b>Lap</b>	<b>Time IN</b>	<b>Time OUT</b>	<b>GAP</b>	<b>Lap</b>	<b>Time IN</b>	<b>Time OUT</b>	<b>GAP</b>	<b>Lap</b>
09:47:11,662	09:51:28,964	00:04:17,302	9	09:48:54,389	09:52:20,049	00:03:25,660	10	09:43:03,328	09:54:27,203	00:11:23,875	7
10:03:41,321	10:04:09,249	00:00:27,928	16	Num. P. 1 Total in PIT: 00:03:25,660				09:56:34,199	10:03:08,560	00:06:34,361	8
Num. P. 2 Total in PIT: 00:04:45,230				Num. P. 1 Total in PIT: 00:03:25,660				Num. P. 2 Total in PIT: 00:17:58,236			
<b>13 SOPPE,Walid</b> Nat: NED				<b>31 MASAKI,Kazuki</b> Nat: JPN				<b>60 TAYLOR,Taz</b> Nat: GBR			
<b>Time IN</b>	<b>Time OUT</b>	<b>GAP</b>	<b>Lap</b>	<b>Time IN</b>	<b>Time OUT</b>	<b>GAP</b>	<b>Lap</b>	<b>Time IN</b>	<b>Time OUT</b>	<b>GAP</b>	<b>Lap</b>
09:41:12,754	09:45:59,942	00:04:47,188	6	09:41:14,050	09:44:10,115	00:02:56,065	6	09:41:13,685	09:44:26,572	00:03:12,887	6
09:56:36,246	10:01:25,146	00:04:48,900	12	09:53:07,493	09:59:31,846	00:06:24,353	11	09:56:46,750	10:01:43,353	00:04:56,603	13
Num. P. 2 Total in PIT: 00:09:36,088				10:11:35,697	...	...	17	Num. P. 2 Total in PIT: 00:08:09,490			
Num. P. 2 Total in PIT: 00:09:36,088				Num. P. 3 Total in PIT: 00:09:20,418							
<b>14 GHIDINI,Matteo</b> Nat: ITA				<b>39 CAVALIERE,Andrea</b> Nat: ITA				<b>67 RIU,Gerard</b> Nat: SPA			
<b>Time IN</b>	<b>Time OUT</b>	<b>GAP</b>	<b>Lap</b>	<b>Time IN</b>	<b>Time OUT</b>	<b>GAP</b>	<b>Lap</b>	<b>Time IN</b>	<b>Time OUT</b>	<b>GAP</b>	<b>Lap</b>
09:32:57,645	09:34:13,323	00:01:15,678	1	09:42:58,198	09:46:28,763	00:03:30,565	7	09:50:14,720	09:56:11,922	00:05:57,202	8
09:48:55,444	09:54:55,951	00:06:00,507	9	09:58:48,630	10:01:26,516	00:02:37,886	14	Num. P. 1 Total in PIT: 00:05:57,202			
Num. P. 2 Total in PIT: 00:07:16,185				Num. P. 2 Total in PIT: 00:06:08,451				Num. P. 2 Total in PIT: 00:06:48,331			
<b>18 VIU,Aleix</b> Nat: SPA				<b>40 LORENTE,Angel</b> Nat: SPA				<b>72 VIETTI,Celestino</b> Nat: ITA			
<b>Time IN</b>	<b>Time OUT</b>	<b>GAP</b>	<b>Lap</b>	<b>Time IN</b>	<b>Time OUT</b>	<b>GAP</b>	<b>Lap</b>	<b>Time IN</b>	<b>Time OUT</b>	<b>GAP</b>	<b>Lap</b>
09:41:13,724	09:45:34,141	00:04:20,417	6	09:49:17,670	09:49:39,928	00:00:22,258	8	09:44:11,142	09:48:21,474	00:04:10,332	8
09:54:34,385	09:59:07,861	00:04:33,476	11	Num. P. 1 Total in PIT: 00:00:22,258				09:58:59,707	10:01:37,706	00:02:37,999	14
10:09:30,718	...	...	16	Num. P. 2 Total in PIT: 00:08:09,203				Num. P. 2 Total in PIT: 00:10:36,856			
Num. P. 3 Total in PIT: 00:08:53,893				Num. P. 2 Total in PIT: 00:08:09,203				Num. P. 5 Total in PIT: 00:10:36,856			
<b>19 FLORIDO,Ruffino</b> Nat: SPA				<b>43 PEREZ,Vicente</b> Nat: SPA				<b>80 IERACI,Bruno P.</b> Nat: ITA			
<b>Time IN</b>	<b>Time OUT</b>	<b>GAP</b>	<b>Lap</b>	<b>Time IN</b>	<b>Time OUT</b>	<b>GAP</b>	<b>Lap</b>	<b>Time IN</b>	<b>Time OUT</b>	<b>GAP</b>	<b>Lap</b>
09:42:57,565	09:50:03,978	00:07:06,413	7	09:47:20,922	09:51:28,460	00:04:07,538	7	09:36:16,502	09:36:40,157	00:00:23,655	3
09:55:31,680	09:58:41,878	00:03:10,198	10	10:00:09,460	10:04:11,125	00:04:01,665	12	09:44:05,799	09:50:10,506	00:06:04,707	5
Num. P. 2 Total in PIT: 00:10:16,611				Num. P. 2 Total in PIT: 00:08:09,203				Num. P. 2 Total in PIT: 00:06:48,331			
<b>20 GARCIA,José J.</b> Nat: SPA				<b>48 DALLA PORTA,Lorenzo</b> Nat: ITA				<b>81 NEPA,Stefano</b> Nat: ITA			
<b>Time IN</b>	<b>Time OUT</b>	<b>GAP</b>	<b>Lap</b>	<b>Time IN</b>	<b>Time OUT</b>	<b>GAP</b>	<b>Lap</b>	<b>Time IN</b>	<b>Time OUT</b>	<b>GAP</b>	<b>Lap</b>
09:41:07,538	09:46:06,452	00:04:58,914	6	09:50:18,116	09:56:28,654	00:06:10,538	8	09:41:12,556	09:47:06,949	00:05:54,393	6
09:58:20,886	10:01:45,949	00:03:25,063	13	Num. P. 1 Total in PIT: 00:06:10,538				09:59:30,191	10:03:48,914	00:04:18,723	13
Num. P. 2 Total in PIT: 00:08:23,977				Num. P. 1 Total in PIT: 00:06:59,502				Num. P. 2 Total in PIT: 00:10:13,116			
<b>21 LOPEZ,Alonso</b> Nat: SPA				<b>50 NAKAMURA,Hiroki</b> Nat: JPN				<b>88 ROTVIK,Johnny</b> Nat: SWE			
<b>Time IN</b>	<b>Time OUT</b>	<b>GAP</b>	<b>Lap</b>	<b>Time IN</b>	<b>Time OUT</b>	<b>GAP</b>	<b>Lap</b>	<b>Time IN</b>	<b>Time OUT</b>	<b>GAP</b>	<b>Lap</b>
09:42:11,411	09:46:50,881	00:04:39,470	7	09:53:06,742	10:00:06,244	00:06:59,502	13	09:40:43,223	09:42:24,175	00:01:40,952	5
09:57:12,948	10:00:30,764	00:03:17,816	13	Num. P. 1 Total in PIT: 00:06:59,502				09:44:18,644	09:47:11,634	00:02:52,990	6
Num. P. 2 Total in PIT: 00:07:57,286				Num. P. 1 Total in PIT: 00:06:59,502				Num. P. 3 Total in PIT: 00:06:55,294			
<b>52 ALCOBA,Jeremy</b> Nat: SPA				<b>91 RODRIGUEZ,Victor</b> Nat: SPA				<b>91 RODRIGUEZ,Victor</b> Nat: SPA			
<b>Time IN</b>	<b>Time OUT</b>	<b>GAP</b>	<b>Lap</b>	<b>Time IN</b>	<b>Time OUT</b>	<b>GAP</b>	<b>Lap</b>	<b>Time IN</b>	<b>Time OUT</b>	<b>GAP</b>	<b>Lap</b>
09:42:31,941	09:46:19,451	00:03:47,510	7	Num. P. 2 Total in PIT: 00:08:09,203				09:44:53,049	09:47:12,124	00:02:19,075	8







Circuit de la Comunitat Valenciana · 19-20 November

2016



Sponsors: Castrol, Agip, Repsol, etc.

Circuit de la C. Valenciana

19 - 20 November 2016

Circuit de la C. Valenciana

FIM CEV REPSOL. Circuit CV

ANALISIS PIT Qualifying Practice 1 GA Moto3

09:54:30,432	09:56:44,085	00:02:13,653	12
Num. P. 2		Total in PIT: 00:04:32,728	

<b>92 HANIKA, Karel</b>			
Nat: CZE			

Time IN	Time OUT	GAP	Lap
09:41:10,556	09:48:37,023	00:07:26,467	6
09:57:16,083	10:01:23,392	00:04:07,309	11
Num. P. 2		Total in PIT: 00:11:33,776	



OFICINA PERMANENTE: Principe de Vergara, 183 - 28002 Madrid - Tel: 917820220 - www.cevrepsol.com - info@cevrepsol.com  
 CRONOCIRCUIT: oscar.gutierrez@circuitvalencia.com

