

Donington Park 4.023 m

UK Round, 26-27-28 May 2017

World Superbike - Free Practices Combined Results

No.	Rider	Nat	Team	Bike	FP1	FP2	Time	Gap	Rel.	Avg	Laps
1	1 J. REA	GBR	Kawasaki Racing Team	Kawasaki ZX-10RR	1'27.828	1'27.740	1'27.740			165,065	43
2	66 T. SYKES	GBR	Kawasaki Racing Team	Kawasaki ZX-10RR	1'27.938	1'27.862	1'27.862	0.122	0.122	164,836	52
3	91 L. HASLAM	GBR	Kawasaki Puccetti Racing	Kawasaki ZX-10RR	1'28.573	1'28.139	1'28.139	0.399	0.277	164,318	41
4	33 M. MELANDRI	ITA	Aruba.it Racing - Ducati	Ducati Panigale R	1'28.153	1'28.188	1'28.153	0.413	0.014	164,292	47
5	7 C. DAVIES	GBR	Aruba.it Racing - Ducati	Ducati Panigale R	1'28.360	1'28.166	1'28.166	0.426	0.013	164,267	46
6	22 A. LOWES	GBR	Pata Yamaha Official WorldSBK Team	Yamaha YZF R1	1'28.876	1'28.374	1'28.374	0.634	0.208	163,881	44
7	60 M. VAN DER MARK	NED	Pata Yamaha Official WorldSBK Team	Yamaha YZF R1	1'28.404	1'28.567	1'28.404	0.664	0.030	163,825	46
8	32 L. SAVADORI	ITA	Milwaukee Aprilia	Aprilia RSV4 RF	1'28.621	1'28.805	1'28.621	0.881	0.217	163,424	46
9	2 L. CAMIER	GBR	MV Agusta Reparto Corse	MV Agusta 1000 F4	1'28.681	1'28.835	1'28.681	0.941	0.060	163,313	34
10	36 L. MERCADO	ARG	IODARacing	Aprilia RSV4 RF	1'29.175	1'28.683	1'28.683	0.943	0.002	163,310	50
11	40 R. RAMOS	ESP	Team Kawasaki Go Eleven	Kawasaki ZX-10RR	1'29.534	1'28.710	1'28.710	0.970	0.027	163,260	52
12	50 E. LAVERTY	IRL	Milwaukee Aprilia	Aprilia RSV4 RF	1'28.896	1'28.971	1'28.896	1.156	0.186	162,918	49
13	12 X. FORÉS	ESP	BARNI Racing Team	Ducati Panigale R	1'29.241	1'28.905	1'28.905	1.165	0.009	162,902	42
14	15 A. DE ANGELIS	RSM	Pedercini Racing SC-Project	Kawasaki ZX-10RR	1'29.739	1'28.995	1'28.995	1.255	0.090	162,737	43
15	81 J. TORRES	ESP	Althea BMW Racing Team	BMW S 1000 RR	1'29.170	1'29.067	1'29.067	1.327	0.072	162,606	48
16	35 R. DE ROSA	ITA	Althea BMW Racing Team	BMW S 1000 RR	1'29.953	1'29.288	1'29.288	1.548	0.221	162,203	46
17	6 S. BRADL	GER	Red Bull Honda World Superbike Team	Honda CBR1000RR	1'29.668	1'29.400	1'29.400	1.660	0.112	162,000	47
18	27 J. DIXON	GBR	Royal Air Force Reg. & Res. Kawasaki	Kawasaki ZX-10RR	1'30.007	1'29.509	1'29.509	1.769	0.109	161,803	44
19	88 R. KRUMMENACHER	SUI	Kawasaki Puccetti Racing	Kawasaki ZX-10RR	1'29.754	1'29.522	1'29.522	1.782	0.013	161,779	49
20	84 R. RUSSO	ITA	Guandalini Racing	Yamaha YZF R1	1'29.938	1'29.795	1'29.795	2.055	0.273	161,287	39
21	37 O. JEZEK	CZE	Grillini Racing Team	Kawasaki ZX-10RR	1'30.795	1'30.295	1'30.295	2.555	0.500	160,394	46
22	86 A. BADOVINI	ITA	Grillini Racing Team	Kawasaki ZX-10RR	1'30.588	1'30.684	1'30.588	2.848	0.293	159,875	36

26/05/2017

These data/results cannot be reproduced, stored and/or transmitted in whole or in part by any manner of electronic, mechanical, photocopying, recording, broadcasting or otherwise now known or herein after developed without the previous express consent by the copyright owner, except for reproduction in daily press and regular printed publications on sale to the public within 60 days of the event related to those data/results and always provided that copyright symbol appears together as follows below.

© DORNA WSBK ORGANIZATION Srl 2017

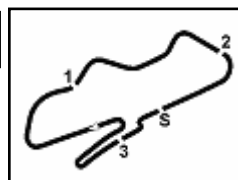
FICR PERUGIA TIMING



Official Tyre Supplier



Official Timekeeper



UK Round, 26-27-28 May 2017 World Superbike - Results Free Practice 2nd Session

No.	Rider	Nat	Team	Bike	Time	Gap	Rel.	Laps	Speed	
									Avg	Max
1	1 J. REA	GBR	Kawasaki Racing Team	Kawasaki ZX-10RR	1'27.740			28	165,065	268,7
2	66 T. SYKES	GBR	Kawasaki Racing Team	Kawasaki ZX-10RR	1'27.862	0.122	0.122	25	164,836	271,4
3	91 L. HASLAM	GBR	Kawasaki Puccetti Racing	Kawasaki ZX-10RR	1'28.139	0.399	0.277	20	164,318	264,7
4	7 C. DAVIES	GBR	Aruba.it Racing - Ducati	Ducati Panigale R	1'28.166	0.426	0.027	22	164,267	268,7
5	33 M. MELANDRI	ITA	Aruba.it Racing - Ducati	Ducati Panigale R	1'28.188	0.448	0.022	23	164,226	272,7
6	22 A. LOWES	GBR	Pata Yamaha Official WorldSBK Team	Yamaha YZF R1	1'28.374	0.634	0.186	23	163,881	266,0
7	60 M. VAN DER MARK	NED	Pata Yamaha Official WorldSBK Team	Yamaha YZF R1	1'28.567	0.827	0.193	22	163,524	267,3
8	36 L. MERCADO	ARG	IODARacing	Aprilia RSV4 RF	1'28.683	0.943	0.116	25	163,310	267,3
9	40 R. RAMOS	ESP	Team Kawasaki Go Eleven	Kawasaki ZX-10RR	1'28.710	0.970	0.027	30	163,260	263,4
10	32 L. SAVADORI	ITA	Milwaukee Aprilia	Aprilia RSV4 RF	1'28.805	1.065	0.095	24	163,085	266,7
11	2 L. CAMIER	GBR	MV Agusta Reparto Corse	MV Agusta 1000 F4	1'28.835	1.095	0.030	16	163,030	265,4
12	12 X. FORÉS	ESP	BARNI Racing Team	Ducati Panigale R	1'28.905	1.165	0.070	22	162,902	268,0
13	50 E. LAVERTY	IRL	Milwaukee Aprilia	Aprilia RSV4 RF	1'28.971	1.231	0.066	25	162,781	270,7
14	15 A. DE ANGELIS	RSM	Pedercini Racing SC-Project	Kawasaki ZX-10RR	1'28.995	1.255	0.024	23	162,737	264,7
15	81 J. TORRES	ESP	Althea BMW Racing Team	BMW S 1000 RR	1'29.067	1.327	0.072	23	162,606	266,7
16	35 R. DE ROSA	ITA	Althea BMW Racing Team	BMW S 1000 RR	1'29.288	1.548	0.221	23	162,203	271,4
17	6 S. BRADL	GER	Red Bull Honda World Superbike Team	Honda CBR1000RR	1'29.400	1.660	0.112	25	162,000	267,3
18	27 J. DIXON	GBR	Royal Air Force Reg. & Res. Kawasaki	Kawasaki ZX-10RR	1'29.509	1.769	0.109	23	161,803	263,4
19	88 R. KRUMMENACHER	SUI	Kawasaki Puccetti Racing	Kawasaki ZX-10RR	1'29.522	1.782	0.013	22	161,779	258,4
20	84 R. RUSSO	ITA	Guandalini Racing	Yamaha YZF R1	1'29.795	2.055	0.273	17	161,287	257,1
21	37 O. JEZEK	CZE	Grillini Racing Team	Kawasaki ZX-10RR	1'30.295	2.555	0.500	23	160,394	260,9
22	86 A. BADOVINI	ITA	Grillini Racing Team	Kawasaki ZX-10RR	1'30.684	2.944	0.389	17	159,706	262,1

Qualifying Lap Time (107% of 1'27.740): 1'33.883

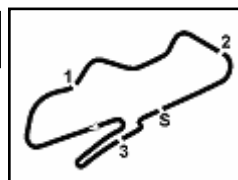
AIR	Humidity:	48%	Temp:	25°C
TRACK	Condition:	Dry	Temp:	42°C

Records	Pole (SP2)	2016 T.Sykes	1'26.712	167,020	Km/h
	Race (RC2)	2016 J.Rea	1'27.605	165,320	Km/h
	Circuit (SP2)	2016 T.Sykes	1'26.712	167,020	Km/h

26/05/2017 Start 14:30 End 15:31 The results are provisional until the end of the time limit for protests and appeals and the completion of the technical checks.

These data/results cannot be reproduced, stored and/or transmitted in whole or in part by any manner of electronic, mechanical, photocopying, recording, broadcasting or otherwise now known or herein after developed without the previous express consent by the copyright owner, except for reproduction in daily press and regular printed publications on sale to the public within 60 days of the event related to those data/results and always provided that copyright symbol appears together as follows below.

© DORNA WSBK ORGANIZATION Srl 2017



UK Round, 26-27-28 May 2017

World Superbike - Results Free Practice 2nd Session

Session Highlights

Local Time	No. Rider	Description
14.30.00		Start
14.30.44		WorldSBK Pit Intervention Time: 48secs
14.33.06	84 R. RUSSO	Crashed - Turn 11
14.33.20	84 R. RUSSO	Re-joined
14.33.56	27 J. DIXON	Check Transponder Battery
14.42.48	88 R. KRUMMENACHER	Crashed - Turn 1
14.43.21	88 R. KRUMMENACHER	Re-joined
14.47.51	33 M. MELANDRI	Lap Cancelled (1'38.137) - Exit Track Limits - Turn 10
14.57.38	22 A. LOWES	Crashed - Turn 11
14.58.22	36 L. MERCADO	Crashed - Turn 8
14.58.38	22 A. LOWES	Re-joined
14.59.29	36 L. MERCADO	Re-joined
15.20.53	84 R. RUSSO	Lap Cancelled - Exit Track Limits 10
15.25.59	35 R. DE ROSA	Crashed - Turn 8
15.26.56	35 R. DE ROSA	Re-joined
15.28.57	27 J. DIXON	Check Transponder Battery
15.29.23	1 J. REA	On the Gravel - Re-Joined - Turn 11
15.31.55		End Of Session

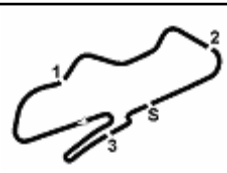
Fastest Laps Sequence

No.	Rider	Nat	Team	Bike	Local Time	Time	Gap	Avg
1	J. REA	GBR	Kawasaki Racing Team	Kawasaki ZX-10RR	14:33'02.802	1'28.766		163,157
1	J. REA	GBR	Kawasaki Racing Team	Kawasaki ZX-10RR	14:34'31.178	1'28.376	-0.390	163,877
1	J. REA	GBR	Kawasaki Racing Team	Kawasaki ZX-10RR	14:35'59.499	1'28.321	-0.055	163,979
1	J. REA	GBR	Kawasaki Racing Team	Kawasaki ZX-10RR	14:37'27.774	1'28.275	-0.046	164,065
66	T. SYKES	GBR	Kawasaki Racing Team	Kawasaki ZX-10RR	14:45'05.790	1'28.187	-0.088	164,228
66	T. SYKES	GBR	Kawasaki Racing Team	Kawasaki ZX-10RR	14:46'33.652	1'27.862	-0.325	164,836
1	J. REA	GBR	Kawasaki Racing Team	Kawasaki ZX-10RR	15:24'41.688	1'27.740	-0.122	165,065

Start 14:30 End 15:31 The results are provisional until the end of the time limit for protests and appeals and the completion of the technical checks.

These data/results cannot be reproduced, stored and/or transmitted in whole or in part by any manner of electronic, mechanical, photocopying, recording, broadcasting or otherwise now known or herein after developed without the previous express consent by the copyright owner, except for reproduction in daily press and regular printed publications on sale to the public within 60 days of the event related to those data/results and always provided that copyright symbol appears together as follows below.

© DORNA WSBK ORGANIZATION Srl 2017



UK Round, 26-27-28 May 2017

World Superbike - Best Sector & Speed Free Practice 2nd Session

Donington Park 4.023 km

BEST LAP

1	1 J. REA	Kawasaki ZX-10RR	1'27.740
2	66 T. SYKES	Kawasaki ZX-10RR	1'27.862
3	91 L. HASLAM	Kawasaki ZX-10RR	1'28.139
4	7 C. DAVIES	Ducati Panigale R	1'28.166
5	33 M. MELANDRI	Ducati Panigale R	1'28.188
6	22 A. LOWES	Yamaha YZF R1	1'28.374
7	60 M. VAN DER MARK	Yamaha YZF R1	1'28.567
8	36 L. MERCADO	Aprilia RS4 V4 RF	1'28.683
9	40 R. RAMOS	Kawasaki ZX-10RR	1'28.710
10	32 L. SAVADORI	Aprilia RS4 V4 RF	1'28.805
11	2 L. CAMIER	MV Austa 1000 F4	1'28.835
12	12 X. FORÉS	Ducati Panigale R	1'28.905
13	50 E. LAVERTY	Aprilia RS4 V4 RF	1'28.971
14	15 A. DE ANGELIS	Kawasaki ZX-10RR	1'28.995
15	81 J. TORRES	BMW S 1000 RR	1'29.067
16	35 R. DE ROSA	BMW S 1000 RR	1'29.288
17	6 S. BRADL	Honda CBR1000RR	1'29.400
18	27 J. DIXON	Kawasaki ZX-10RR	1'29.509
19	88 R. KRUMMENACHER	Kawasaki ZX-10RR	1'29.522
20	84 R. RUSSO	Yamaha YZF R1	1'29.795
21	37 O. JEZEK	Kawasaki ZX-10RR	1'30.295
22	86 A. BADOVINI	Kawasaki ZX-10RR	1'30.684

SPEED

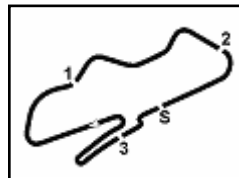
1	33 M. MELANDRI	Ducati Panigale R	272.7
2	66 T. SYKES	Kawasaki ZX-10RR	271.4
3	35 R. DE ROSA	BMW S 1000 RR	271.4
4	50 E. LAVERTY	Aprilia RS4 V4 RF	270.7
5	7 C. DAVIES	Ducati Panigale R	268.7
6	1 J. REA	Kawasaki ZX-10RR	268.7
7	12 X. FORÉS	Ducati Panigale R	268.0
8	6 S. BRADL	Honda CBR1000RR	267.3
9	60 M. VAN DER MARK	Yamaha YZF R1	267.3
10	36 L. MERCADO	Aprilia RS4 V4 RF	267.3
11	81 J. TORRES	BMW S 1000 RR	267.3
12	32 L. SAVADORI	Aprilia RS4 V4 RF	266.7
13	22 A. LOWES	Yamaha YZF R1	266.0
14	2 L. CAMIER	MV Austa 1000 F4	265.4
15	15 A. DE ANGELIS	Kawasaki ZX-10RR	264.7
16	91 L. HASLAM	Kawasaki ZX-10RR	264.7
17	40 R. RAMOS	Kawasaki ZX-10RR	263.4
18	27 J. DIXON	Kawasaki ZX-10RR	263.4
19	86 A. BADOVINI	Kawasaki ZX-10RR	262.1
20	37 O. JEZEK	Kawasaki ZX-10RR	260.9
21	88 R. KRUMMENACHER	Kawasaki ZX-10RR	258.4
22	84 R. RUSSO	Yamaha YZF R1	257.1

SEG. 1		SEG. 2		SEG. 3		SEG. 4		SEG. 5			
1	1 J. REA	18.868	1	91 L. HASLAM	23.972	1	1 J. REA	11.195	1	7 C. DAVIES	22.718
2	66 T. SYKES	18.947	2	33 M. MELANDRI	24.035	2	60 M. VAN DER MAR	11.204	2	66 T. SYKES	22.839
3	60 M. VAN DER MAR	18.971	3	66 T. SYKES	24.062	3	66 T. SYKES	11.223	3	1 J. REA	22.887
4	91 L. HASLAM	18.990	4	7 C. DAVIES	24.075	4	33 M. MELANDRI	11.254	4	33 M. MELANDRI	22.948
5	33 M. MELANDRI	19.028	5	1 J. REA	24.130	5	15 A. DE ANGELIS	11.257	5	32 L. SAVADORI	23.081
6	7 C. DAVIES	19.037	6	22 A. LOWES	24.140	6	36 L. MERCADO	11.280	6	36 L. MERCADO	23.087
7	2 L. CAMIER	19.058	7	15 A. DE ANGELIS	24.243	7	27 J. DIXON	11.309	7	22 A. LOWES	23.151
8	40 R. RAMOS	19.085	8	32 L. SAVADORI	24.249	8	22 A. LOWES	11.320	8	91 L. HASLAM	23.153
9	22 A. LOWES	19.104	9	35 R. DE ROSA	24.253	9	91 L. HASLAM	11.320	9	2 L. CAMIER	23.155
10	15 A. DE ANGELIS	19.122	10	60 M. VAN DER MAR	24.264	10	6 S. BRADL	11.320	10	50 E. LAVERTY	23.172
11	81 J. TORRES	19.125	11	2 L. CAMIER	24.278	11	81 J. TORRES	11.322	11	33 M. MELANDRI	23.225
12	12 X. FORÉS	19.136	12	12 X. FORÉS	24.296	12	50 E. LAVERTY	11.324	12	60 M. VAN DER MAR	23.243
13	35 R. DE ROSA	19.145	13	36 L. MERCADO	24.343	13	32 L. SAVADORI	11.325	13	40 R. RAMOS	23.297
14	32 L. SAVADORI	19.170	14	88 R. KRUMMENAC	24.404	14	40 R. RAMOS	11.332	14	12 X. FORÉS	23.336
15	27 J. DIXON	19.171	15	81 J. TORRES	24.405	15	35 R. DE ROSA	11.350	15	6 S. BRADL	23.345
16	50 E. LAVERTY	19.184	16	27 J. DIXON	24.416	16	7 C. DAVIES	11.365	16	88 R. KRUMMENAC	23.350
17	36 L. MERCADO	19.190	17	50 E. LAVERTY	24.438	17	84 R. RUSSO	11.371	17	35 R. DE ROSA	23.369
18	88 R. KRUMMENAC	19.204	18	40 R. RAMOS	24.462	18	12 X. FORÉS	11.396	18	84 R. RUSSO	23.472
19	37 O. JEZEK	19.273	19	84 R. RUSSO	24.521	19	88 R. KRUMMENAC	11.421	19	27 J. DIXON	23.491
20	6 S. BRADL	19.280	20	6 S. BRADL	24.593	20	2 L. CAMIER	11.423	20	15 A. DE ANGELIS	23.494
21	84 R. RUSSO	19.318	21	37 O. JEZEK	24.812	21	37 O. JEZEK	11.440	21	37 O. JEZEK	23.648
22	86 A. BADOVINI	19.448	22	86 A. BADOVINI	24.886	22	86 A. BADOVINI	11.521	22	86 A. BADOVINI	23.684

26/05/2017

These data/results cannot be reproduced, stored and/or transmitted in whole or in part by any manner of electronic, mechanical, photocopying, recording, broadcasting or otherwise now known or herein after developed without the previous express consent by the copyright owner, except for reproduction in daily press and regular printed publications on sale to the public within 60 days of the event related to those data/results and always provided that copyright symbol appears together as follows below.

© DORNA WSBK ORGANIZATION Srl 2017



UK Round, 26-27-28 May 2017

World Superbike - Ideal Times Free Practice 2nd Session

Donington Park 4.023 m

No.	Rider	Nat	Bike	Seg. 1	Seg. 2	Seg. 3	Seg. 4	Seg. 5	Ideal Time		
				Diff. 1	Diff. 2	Diff. 3	Diff. 4	Diff. 5	Best Lap	Pos.	Diff.
1	1 J. REA	GBR	Kawasaki ZX-10RR	18.868 0.047	24.130 0.005	11.195 0.025	10.510	22.887 0.073	1'27.590 1'27.740	1	0.150
2	66 T. SYKES	GBR	Kawasaki ZX-10RR	18.947	24.062 0.047	11.223	10.583 0.111	22.839 0.050	1'27.654 1'27.862	2	0.208
3	7 C. DAVIES	GBR	Ducati Panigale R	19.037 0.007	24.075 0.220	11.365 0.067	10.581 0.002	22.718 0.094	1'27.776 1'28.166	4	0.390
4	33 M. MELANDRI	ITA	Ducati Panigale R	19.028 0.083	24.035 0.124	11.254	10.716	22.948	1'27.981 1'28.188	5	0.207
5	91 L. HASLAM	GBR	Kawasaki ZX-10RR	18.990	23.972	11.320	10.699	23.151 0.007	1'28.132 1'28.139	3	0.007
6	22 A. LOWES	GBR	Yamaha YZF R1	19.104 0.019	24.140 0.029	11.320 0.002	10.679	23.081	1'28.324 1'28.374	6	0.050
7	60 M. VAN DER MARK	NED	Yamaha YZF R1	18.971	24.264 0.039	11.204 0.099	10.736	23.243 0.011	1'28.418 1'28.567	7	0.149
8	2 L. CAMIER	GBR	MV Agusta 1000 F4	19.058 0.066	24.278 0.105	11.423 0.047	10.703	23.155	1'28.617 1'28.835	11	0.218
9	36 L. MERCADO	ARG	Aprilia RSV4 RF	19.190 0.003	24.343	11.280 0.001	10.652 0.061	23.153	1'28.618 1'28.683	8	0.065
10	40 R. RAMOS	ESP	Kawasaki ZX-10RR	19.085	24.462	11.332	10.744	23.087	1'28.710 1'28.710	9	
11	32 L. SAVADORI	ITA	Aprilia RSV4 RF	19.170	24.249 0.005	11.325 0.023	10.639	23.350 0.044	1'28.733 1'28.805	10	0.072
12	12 X. FORÉS	ESP	Ducati Panigale R	19.136	24.296 0.013	11.396 0.034	10.761 0.044	23.225	1'28.814 1'28.905	12	0.091
13	81 J. TORRES	ESP	BMW S 1000 RR	19.125 0.139	24.405	11.322	10.606	23.369 0.101	1'28.827 1'29.067	15	0.240
14	50 E. LAVERTY	IRL	Aprilia RSV4 RF	19.184 0.060	24.438 0.021	11.324	10.714	23.172 0.058	1'28.832 1'28.971	13	0.139
15	15 A. DE ANGELIS	RSM	Kawasaki ZX-10RR	19.122	24.243 0.111	11.257	10.944 0.021	23.297	1'28.863 1'28.995	14	0.132
16	35 R. DE ROSA	ITA	BMW S 1000 RR	19.145	24.253 0.118	11.350	10.843 0.055	23.494 0.030	1'29.085 1'29.288	16	0.203
17	88 R. KRUMMENACHER	SUI	Kawasaki ZX-10RR	19.204	24.404	11.421 0.091	10.788 0.125	23.345 0.144	1'29.162 1'29.522	19	0.360
18	27 J. DIXON	GBR	Kawasaki ZX-10RR	19.171	24.416 0.125	11.309	10.924 0.092	23.472	1'29.292 1'29.509	18	0.217
19	6 S. BRADL	GER	Honda CBR1000RR	19.280 0.107	24.593	11.320	10.764	23.336	1'29.293 1'29.400	17	0.107
20	84 R. RUSSO	ITA	Yamaha YZF R1	19.318	24.521	11.371 0.041	10.905 0.148	23.491	1'29.606 1'29.795	20	0.189
21	37 O. JEZEK	CZE	Kawasaki ZX-10RR	19.273	24.812	11.440 0.082	10.946 0.008	23.648 0.086	1'30.119 1'30.295	21	0.176
22	86 A. BADOVINI	ITA	Kawasaki ZX-10RR	19.448	24.886 0.079	11.521 0.074	10.955 0.037	23.684	1'30.494 1'30.684	22	0.190
Overall Ideal Time				18.868	23.972	11.195	10.510	22.718	1'27.263		

26/05/2017

These data/results cannot be reproduced, stored and/or transmitted in whole or in part by any manner of electronic, mechanical, photocopying, recording, broadcasting or otherwise now known or herein after developed without the previous express consent by the copyright owner, except for reproduction in daily press and regular printed publications on sale to the public within 60 days of the event related to those data/results and always provided that copyright symbol appears together as follows below.

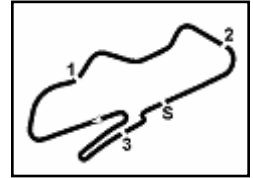
© DORNA WSBK ORGANIZATION Srl 2017

FICR PERUGIA TIMING


Official Tyre Supplier



Official Timekeeper



UK Round, 26-27-28 May 2017

World Superbike - Chronological Analysis Free Practice 2nd Session

Donington Park 4.023 m

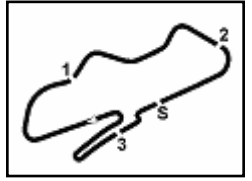
1° 1 J. REA (1'27.740)									
Lap	Seg. 1	Seg. 2	Seg. 3	Seg. 4	Seg. 5	Lap Time	km/h	Local Time	
1	19.089	25.352	11.467	11.041	23.683	264.7	14:31'34.036		
2	19.069	24.534	11.314	10.783	23.046	266.0	14:33'02.802		
3	19.056	24.263	11.227	10.731	23.044	268.0	14:35'59.499		
4	19.034	24.141	11.250	10.844	23.006	266.7	14:37'27.774		
5	19.193	24.306	11.308	10.675	22.979	267.3	14:38'56.235		
6	18.980	24.181	11.311	10.767	23.169	267.3	14:40'24.643		
7	19.057	24.412	11.272	10.719	23.244	268.0	14:41'53.347		
8	19.052	24.239	11.272	10.750	23.114	268.0	14:43'21.774		
9	19.031	24.356	11.328	10.700	23.040	266.7	14:44'50.229		
10	18.925	24.408	11.317	10.691	22.991	263.4	14:46'18.561		
11	18.946	24.442	11.305	10.575	23.110	265.4	14:47'46.939		
12	19.059	24.365	11.350	10.677	23.113	265.4	14:49'15.503		
13	19.019	24.336	11.326	10.688	23.195	266.0	14:50'44.067		
14	19.011	24.283	11.320	10.701	23.221	266.7	14:52'13.948		
15	19.085	24.390	11.267	10.883	23.165	268.0	14:53'41.393		
16	18.911	24.304	11.305	10.708	22.941	268.7	14:55'09.562		
17	18.960	24.551	11.307	10.656	23.527	266.0	14:56'38.563		
18	19.061	24.245	11.321	10.678	23.313	267.3	14:58'07.181		
19	19.024	24.349	11.320	10.641	23.004	267.3	14:59'35.519		
20	21.393	30.807	12.297	11.978	31.158	227.4	15:01'23.152		
21	16'12.457	25.094	11.511	10.875	23.613	264.1	15:18'46.702		
22	18.988	24.211	11.242	10.659	23.092	266.7	15:20'14.894		
23	20.092	25.049	11.426	10.759	23.627	266.7	15:21'45.847		
24	18.953	24.293	11.234	10.681	22.940	268.0	15:23'13.948		
25	18.915	24.135	11.220	10.510	22.960	266.0	15:24'41.688		
26	22.155	37.263	12.726	11.407	23.800	235.8	15:26'29.039		
27	18.899	24.130	11.306	10.597	22.887	267.3	15:27'56.858		
28	18.868	24.185	11.195	10.577	45.849	267.3	15:29'47.532		

4° 7 C. DAVIES (1'28.166)									
Lap	Seg. 1	Seg. 2	Seg. 3	Seg. 4	Seg. 5	Lap Time	km/h	Local Time	
1	19.455	26.591	11.832	11.450	24.639	265.4	14:32'28.476		
2	19.293	24.679	11.406	10.810	23.344	266.7	14:33'58.339		
3	19.240	24.673	11.455	10.636	22.977	266.7	14:36'56.636		
4	21.655	26.144	11.708	10.678	26.573	265.4	14:38'33.394		
5	6'48.420	27.162	11.784	11.583	23.652	259.6	14:46'35.995		
6	19.164	24.405	11.443	10.675	22.934	265.4	14:48'04.616		
7	19.156	24.544	11.444	10.713	22.979	265.4	14:49'33.452		
8	19.092	24.236	11.447	10.581	22.837	266.0	14:51'01.645		
9	19.118	27.480	12.319	11.437	26.807	262.8	14:52'38.806		
10	7'42.531	25.920	11.627	11.715	23.212	264.1	15:01'33.811		
11	19.169	24.427	11.428	10.819	22.845	264.1	15:03'02.499		
12	19.037	24.305	11.368	11.224	22.858	266.7	15:04'31.291		
13	19.198	24.466	11.481	10.680	22.941	266.0	15:06'00.057		
14	19.190	24.197	11.754	10.590	31.449	268.0	15:07'37.237		
15	6'24.729	25.959	11.691	11.213	23.595	259.0	15:15'14.424		
16	19.272	24.436	11.430	10.715	22.718	267.3	15:16'42.995		
17	19.044	24.295	11.432	10.583	22.812	268.0	15:18'11.161		
18	19.094	24.372	11.466	10.654	22.845	264.1	15:19'39.592		
19	19.231	25.311	11.939	11.509	27.539	254.7	15:21'15.121		
20	4'38.955	25.679	12.586	12.412	23.987	217.3	15:27'08.740		
21	19.109	24.075	11.373	10.613	23.163	266.7	15:28'37.073		
22	19.062	24.324	11.365	10.906	22.946	268.7	15:30'05.676		

2° 66 T. SYKES (1'27.862)									
Lap	Seg. 1	Seg. 2	Seg. 3	Seg. 4	Seg. 5	Lap Time	km/h	Local Time	
1	19.184	26.052	11.672	11.486	23.564	266.7	14:32'34.834		
2	19.201	24.370	11.303	10.792	22.992	271.4	14:35'32.694		
3	19.615	25.421	11.532	10.743	27.122	263.7	14:37'07.127		
4	5'19.136	25.196	11.625	11.057	23.462	267.3	14:43'37.603		
5	19.099	24.283	11.264	10.674	22.867	268.0	14:45'05.790		
6	18.947	24.109	11.223	10.694	22.889	268.0	14:46'33.652		
7	23.711	25.119	11.567	11.037	23.677	267.3	14:48'08.763		
8	19.064	24.233	11.256	10.710	22.839	266.7	14:49'36.865		
9	19.007	24.165	11.264	10.697	22.884	268.7	14:51'04.882		
10	19.011	24.147	11.303	10.663	22.973	266.0	14:52'32.979		
11	21.132	25.835	11.444	11.373	23.176	269.3	14:54'05.939		
12	19.063	24.177	11.281	12.280	27.460	270.0	14:55'40.200		
13	20.065	24.893	11.497	11.096	26.205	267.3	14:57'13.956		
14	8'22.776	25.258	11.479	10.819	23.122	266.7	15:06'47.410		
15	18.989	24.062	11.246	10.611	23.242	270.0	15:08'15.560		
16	19.015	24.217	11.244	10.583	22.977	270.0	15:09'43.596		
17	20.671	25.279	11.882	11.059	27.262	265.4	15:11'19.749		
18	6'10.944	25.162	11.426	11.276	23.356	266.7	15:18'41.913		
19	18.952	24.212	11.264	10.666	22.931	269.3	15:20'09.938		
20	19.014	24.317	11.338	10.668	23.007	268.0	15:21'38.282		
21	20.256	26.688	11.466	11.323	26.286	268.7	15:23'14.301		
22	2'12.482	25.079	11.756	10.785	23.367	258.4	15:26'37.770		
23	18.985	24.245	11.252	10.659	22.945	268.7	15:28'05.856		
24	19.101	24.305	11.370	11.027	24.248	270.0	15:29'35.907		
25	19.047	24.293	11.368	10.656	22.910	269.3	15:31'04.181		

5° 33 M. MELANDRI (1'28.188)									
Lap	Seg. 1	Seg. 2	Seg. 3	Seg. 4	Seg. 5	Lap Time	km/h	Local Time	
1	19.132	26.299	11.443	11.547	24.402	261.5	14:31'48.933		
2	19.108	25.163	11.410	10.788	24.663	267.3	14:33'19.272		
3	19.106	24.360	11.992	12.256	28.448	250.6	14:36'26.566		
4	5'01.284	27.486	11.982	11.288	23.558	260.2	14:42'42.164		
5	19.445	24.530	11.320	10.732	23.800	270.7	14:44'11.991		
6	19.175	24.295	11.310	10.756	23.043	271.4	14:45'40.570		
7	19.028	24.428	11.360	10.684	26.837	270.0	14:47'18.707		
8	19.161	24.276	11.332	10.832	23.019	271.4	14:48'47.327		
9	19.180	24.204	11.292	10.842	23.264	272.7	14:50'16.109		
10	22.234	26.440	11.908	11.323	28.044	257.8	14:51'56.058		
11	9'45.084	26.378	11.754	11.444	23.984	265.4	15:02'54.402		
12	19.903	25.170	11.401	10.953	23.829	270.0	15:04'25.658		
13	19.189	24.756	11.318	12.470	24.069	272.0	15:05'57.460		
14	19.420	24.313	11.401	10.808	23.268	270.0	15:07'26.670		
15	19.201	24.422	11.375	10.718	23.162	270.0	15:08'55.548		
16	21.494	26.631	11.766	11.263	27.537	266.7	15:10'34.239		
17	9'28.036	26.404	11.534	11.255	24.076	267.3	15:21'15.544		
18	19.168	24.384	11.677	11.829	23.688	263.4	15:22'46.290		
19	19.127	24.166	11.367	10.783	23.032	272.0	15:24'14.765		
20	19.206	24.035	11.523	13.719	24.028	270.0	15:25'50.984		
21	19.137	24.073	11.344	10.824	23.097	268.0	15:27'19.463		
22	19.123	28.976	13.244	12.567	24.480	201.9	15:28'57.853		
23	19.111	24.159	11.254	10.716	22.948	271.4	15:30'26.041		

3° 91 L. HASLAM (1'28.139)									
Lap	Seg. 1	Seg. 2	Seg. 3	Seg. 4	Seg. 5	Lap Time	km/h	Local Time	
1	19.939	26.939	11.736	11.804	24.800	237.4	14:31'39.559		
2	19.317	24.980	11.468	11.256	24.353	257.1	14:33'11.555		
3	19.317	24.401	11.406	10.936	23.339	264.1	14:34'40.954		
4	19.905	25.434	11.511	11.547	24.862	260.9	14:36'14.213		
5	19.351	24.527	11.461	10.844	30.687	262.8	14:37'51.083		
6	10'58.895	26.301	11.666	11.671	23.945	258.4	14:50'03.561		
7	19.124	24.086	11.333	10.803	23.275	260.9	14:51'32.182		
8	19.037	24.227	11.358	10.796	23.151	262.8	14:53'00.751		
9	19.067	24.227	11.339	10.786	23.223	262.1	14:54'29.393		
10	21.390	26.857	11.632	10.998	27.852	260.2	14:56'08.122		
11	11'30.000	26.661	11.701	11.186	24.311	258.4	15:08'51.981		
12	19.197	25.382	12.473	11.394	23.491				



Donington Park 4.023 m

UK Round, 26-27-28 May 2017
World Superbike - Chronological Analysis Free Practice 2nd Session

2 / 4

19	19.277	24.453	11.350	10.832	23.293	1'29.205	262.1	15:25'19.560
20	19.123	24.169	11.322	10.679	23.081	1'28.374	263.4	15:26'47.934
21	19.218	24.241	11.324	10.738	23.420	1'28.941	263.4	15:28'16.875
22	19.202	24.269	11.386	10.740	23.252	1'28.849	263.4	15:29'45.724
23	19.213	24.259	11.328	10.777	23.443	1'29.020	263.4	15:31'14.744

7° 60 M. VAN DER MARK (1'28.567)

Lap	Seg. 1	Seg. 2	Seg. 3	Seg. 4	Seg. 5	Lap Time	km/h	Local Time
		26.284	11.441	11.608	27.285	264.1	14:32'06.784	
1	6'17.438	25.331	11.364	11.157	26.628	7'31.918 P	260.2	14:39'38.702
2	11'47.691	25.436	11.350	11.040	23.467	12'58.984 P	264.1	14:52'37.686
3	19.415	24.798	11.336	10.898	23.437	1'29.884	264.7	14:54'07.570
4	19.321	24.635	11.348	10.778	23.373	1'29.455	265.4	14:55'37.025
5	19.169	24.724	11.373	10.810	23.280	1'29.356	264.1	14:57'06.381
6	19.135	24.521	11.338	10.837	24.884	1'30.715	266.7	14:58'37.096
7	19.328	24.708	11.369	10.828	23.257	1'29.490	265.4	15:00'06.586
8	19.169	24.618	11.222	10.754	23.358	1'29.121	264.1	15:01'35.707
9	19.262	24.513	11.251	11.038	23.431	1'29.495	267.3	15:03'05.202
10	19.082	24.493	11.204	10.834	23.320	1'28.933	266.0	15:04'34.135
11	19.143	24.515	11.289	10.746	23.359	1'29.052	267.3	15:06'03.187
12	19.242	24.551	11.311	11.004	26.750	1'32.858 P	266.0	15:07'36.045
13	5'50.790	25.704	11.437	11.128	23.552	7'02.611 P	264.4	15:14'38.656
14	19.178	24.608	11.414	10.876	23.313	1'29.389	263.4	15:16'08.045
15	19.134	24.657	11.312	10.862	23.299	1'29.264	265.4	15:17'37.309
16	19.275	25.080	11.560	11.441	27.328	1'34.684 P	256.5	15:19'11.993
17	2'56.261	25.295	11.380	11.046	24.394	4'08.376 P	266.7	15:23'20.369
18	19.102	24.264	11.250	10.819	23.352	1'28.787	265.4	15:24'49.156
19	18.971	24.303	11.303	10.736	23.254	1'28.567	265.4	15:26'17.723
20	18.984	24.439	11.264	10.847	23.267	1'28.801	265.4	15:27'46.524
21	19.031	24.461	11.293	10.789	23.294	1'28.868	265.4	15:29'15.392
22	19.007	24.424	11.233	10.815	23.243	1'28.722	266.7	15:30'44.114

8° 36 L. MERCADO (1'28.683)

Lap	Seg. 1	Seg. 2	Seg. 3	Seg. 4	Seg. 5	Lap Time	km/h	Local Time
		27.520	11.761	11.615	24.612		258.4	14:31'42.639
1	20.023	28.149	14.346	11.541	24.031	1'38.090	193.5	14:33'20.729
2	19.587	24.795	11.419	11.310	23.654	1'30.765	266.0	14:34'51.494
3	19.535	24.679	11.350	10.927	23.550	1'30.041	265.4	14:36'21.535
4	22.110	34.619	13.792	12.343	25.766	1'48.630	266.4	14:38'10.165
5	19.535	24.673	11.459	10.748	23.375	1'29.790	262.8	14:39'39.955
6	19.485	24.658	11.455	10.753	23.317	1'29.668	264.1	14:41'09.623
7	19.362	24.671	11.479	10.861	23.338	1'29.711	264.1	14:42'39.334
8	22.633	25.275	11.594	10.859	23.597	1'33.958	265.4	14:44'13.292
9	19.369	24.590	11.431	10.749	23.467	1'29.606	266.7	14:45'42.898
10	19.333	24.846	11.434	10.857	23.481	1'29.951	265.4	14:47'12.849
11	24.656	26.748	11.593	11.020	27.295	1'41.312 P	260.2	14:48'54.161
12	6'51.363	30.511	12.153	11.012	23.491	8'08.530 P	260.2	14:57'02.691
13	19.273	24.740	11.548	14.813	30.593	3'23.501 P	177.6	15:00'26.192
14	6'49.573	27.618	11.747	12.398	24.134	8'05.470 P	255.3	15:08'31.662
15	19.337	24.660	11.356	10.723	23.349	1'29.425	263.4	15:10'01.087
16	19.277	24.545	11.409	10.652	23.261	1'29.144	262.8	15:11'30.231
17	19.271	24.652	11.437	10.669	23.452	1'29.481	264.1	15:12'59.712
18	23.560	28.615	13.025	11.102	27.389	1'43.691 P	250.6	15:14'43.403
19	5'43.533	33.113	12.137	11.098	23.365	7'03.246 P	263.4	15:21'46.649
20	19.193	24.343	11.281	10.713	23.153	1'28.683	267.3	15:23'15.332
21	19.241	24.481	11.343	10.684	23.295	1'29.044	264.1	15:24'44.376
22	19.653	30.383	12.543	11.101	23.661	1'37.341	260.9	15:26'21.717
23	19.501	31.237	11.823	10.988	23.555	1'37.104	262.8	15:27'58.821
24	19.190	24.520	11.280	10.807	23.576	1'29.373	266.7	15:29'28.194
25	19.496	24.642	11.386	10.762	23.298	1'29.584	264.7	15:30'57.778

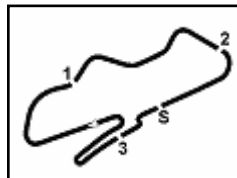
9° 40 R. RAMOS (1'28.710)

Lap	Seg. 1	Seg. 2	Seg. 3	Seg. 4	Seg. 5	Lap Time	km/h	Local Time
		26.659	11.651	11.494	23.776		255.3	14:31'47.736
1	19.714	24.957	11.482	11.112	24.172	1'31.437	259.0	14:33'19.173
2	19.393	25.125	11.518	11.017	24.627	1'31.680	263.4	14:34'50.853
3	19.573	24.768	11.533	11.166	23.515	1'30.555	258.4	14:36'21.408
4	21.450	24.924	11.533	11.035	23.403	1'32.345	254.7	14:37'53.753
5	19.405	24.758	11.627	10.941	23.526	1'30.257	257.1	14:39'24.010
6	19.275	24.824	11.478	10.991	23.522	1'30.090	257.8	14:40'54.100
7	19.315	24.902	11.532	11.057	23.552	1'30.358	255.9	14:42'24.458
8	19.383	24.650	11.545	10.903	23.484	1'29.965	257.1	14:43'54.423
9	19.428	24.805	11.667	11.004	23.465	1'30.369	255.3	14:45'24.792
10	19.432	24.959	11.555	10.866	23.374	1'30.186	256.5	14:46'54.978
11	19.357	24.838	11.560	10.935	23.440	1'30.130	257.1	14:48'25.108
12	19.574	24.989	11.509	10.939	23.365	1'30.376	257.1	14:49'55.484
13	19.574	24.890	11.478	10.992	23.465	1'30.399	258.4	15:11'25.883
14	19.334	24.909	11.555	11.048	23.429	1'30.275	257.8	14:52'56.158
15	19.348	24.855	11.474	10.932	23.424	1'30.033	258.4	14:54'26.191
16	19.391	24.702	11.506	10.934	23.352	1'29.885	259.6	14:55'56.076

17	19.397	24.734	11.496	10.974	23.360	1'29.961	257.8	14:57'26.037
18	19.456	24.816	11.529	10.894	23.561	1'30.256	258.4	14:58'56.293
19	19.405	25.123	11.502	10.980	23.425	1'30.435	257.1	15:00'26.728
20	21.747	28.155	12.056	12.334	27.784	1'42.076 P	232.3	15:02'08.804
21	11'01.219	25.697	11.501	10.968	23.410	12'12.795 P	255.3	15:14'21.599
22	19.348	24.617	11.392	10.852	23.686	1'29.895	259.0	15:15'51.494
23	19.173	24.653	11.410	10.924	23.239	1'29.399	259.6	15:17'20.893
24	19.165	24.589	11.433	10.779	23.339	1'29.305	259.6	15:18'50.198
25	21.438	25.495	11.944	11.115	26.430	1'36.922	242.7	15:20'27.120
26	19.181	24.591	11.351	10.890	26.699	1'32.712 P	262.8	15:21'59.832
27	2'50.628	26.943	15.365	12.493	27.122	4'12.551 P		15:26'12.383
28	19.262	24.639	11.721	10.974	23.090	1'29.686	243.2	15:27'42.069
29	19.085	24.462	11.332	10.744	23.087	1'28.710	261.5	15:29'10.779
30	19.512	24.771	11.390	11.544	23.598	1'30.815	255.9	15:30'41.594

10° 32 L. SAVADORI (1'28.805)

Lap	Seg. 1	Seg. 2	Seg. 3	Seg. 4	Seg. 5	Lap Time	km/h	Local Time
		26.860	11.918	11.599	26.488		258.4	14:31'49.781
1	19.320	24.533	11.342	10.873	23.836	1'29.904	266.7	14:33'19.685
2	24.830	28.596	11.421	12.073	23.953	1'40.873	262.8	14:35'00.558
3	19.411	24.665	11.397	10.876	23.602	1'29.951	261.5	14:36'30.509
4	19.472	24.809	11.426	10.793	23.350	1'29.850	261.5	14:38'00.359
5	19.488	26.065	11.764	11.393	27.801	1'36.511 P	259.6	14:39'36.870
6	8'53.124	26.058	11.919	11.115	23.915	10'06.131 P	254.7	14:49'43.001
7	19.544	24.787	11.478	10.812	23.403	1'30.024	257.8	14:51'13.025
8	19.300	24.473	11.893	10.743	23.424	1'29.833	260.2	14:52'42.858
9	19.385	24.595	11.458	10.810	23.459	1'29.707	260.9	14:54'12.565
10	20.804	26.547	11.916	11.525	27.502	1'38.294 P	258.4	14:55'50.890
11	5'41.726	26.619	12.433	11.155	24.000	6'55.933 P	248.8	15:02'46.792
12	19.512	24.662	11.457	10.787	23.421	1'29.839	257.1	15:04'16.931
13	19.491	24.590	11.435	10.796	23.502	1'29.814	259.0	15:05'46.445
14	19							



Donington Park 4.023 m

UK Round, 26-27-28 May 2017

World Superbike - Chronological Analysis Free Practice 2nd Session

3 / 4

Lap	Seg. 1	Seg. 2	Seg. 3	Seg. 4	Seg. 5	Lap Time	km/h	Local Time
15	6'24.126	29.085	17.180	12.493	23.794	7'46.678 P	177.6	15:20'10.774
16	19.337	24.432	11.396	10.985	23.227	1'29.377	264.7	15:21'40.151
17	19.136	24.309	11.430	10.805	23.225	1'28.905	264.7	15:23'09.056
18	19.286	26.386	13.193	11.356	23.313	1'33.534	266.5	15:24'42.590
19	19.282	24.308	11.490	10.842	23.496	1'29.418	264.7	15:26'12.008
20	23.358	28.235	13.373	11.542	23.630	1'40.138	199.6	15:27'52.146
21	19.359	24.296	11.406	10.761	23.534	1'29.356	268.0	15:29'21.502
22	19.251	29.167	17.152	14.653	27.763	1'47.986		15:31'09.488

Lap	Seg. 1	Seg. 2	Seg. 3	Seg. 4	Seg. 5	Lap Time	km/h	Local Time
13	19.505	24.888	11.558	10.817	27.390	1'34.158 P	262.8	15:04'44.256
14	10'01.007	25.873	11.639	10.994	23.942	11'13.455 P	263.4	15:15'57.711
15	19.416	24.760	11.389	10.784	23.574	1'29.923	263.4	15:17'27.634
16	19.258	24.800	11.374	10.671	23.486	1'29.589	263.4	15:18'57.223
17	19.293	24.617	11.361	10.696	23.693	1'29.660	264.7	15:20'26.883
18	19.241	24.494	11.364	10.785	23.488	1'29.372	265.4	15:21'56.255
19	19.174	24.555	11.391	10.688	23.419	1'29.227	264.7	15:23'25.482
20	19.125	24.447	11.438	10.727	23.369	1'29.106	263.4	15:24'54.588
21	19.378	24.910	11.447	10.822	26.908	1'33.465 P	262.8	15:26'28.053
22	1'09.382	25.911	14.053	11.213	23.703	2'24.262 P	202.2	15:28'52.315
23	19.264	24.405	11.322	10.606	23.470	1'29.067	265.4	15:30'21.382

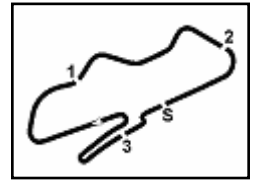
13° 50 E. LAVERTY (1'28.971)								
Lap	Seg. 1	Seg. 2	Seg. 3	Seg. 4	Seg. 5	Lap Time	km/h	Local Time
1	19.775	26.718	11.687	11.577	24.416		252.3	14:32'01.790
2	20.822	25.016	11.341	12.057	29.584	1'37.773	270.7	14:33'39.563
3	3'59.434	26.620	11.507	11.334	28.572	1'38.855 P	243.2	14:35'18.418
4	19.612	25.667	11.564	11.342	25.541	5'13.548 P	264.7	14:40'31.966
5	19.612	24.588	11.381	10.881	23.172	1'29.634	268.0	14:42'01.600
6	19.302	24.450	11.345	10.913	23.439	1'29.449	270.7	14:43'31.049
7	19.251	24.489	11.337	10.887	23.474	1'29.438	262.1	14:45'00.487
8	20.068	25.752	11.434	10.987	27.818	1'36.059 P	267.3	14:46'36.546
9	9'50.584	26.659	12.196	11.546	24.603	11'05.588 P	243.2	14:57'42.134
10	19.392	24.593	11.366	10.845	23.318	1'29.514	266.7	14:59'11.648
11	19.241	24.479	11.603	10.791	23.443	1'29.557	266.7	15:00'41.205
12	19.414	24.712	11.443	10.877	23.570	1'30.016	266.0	15:02'11.221
13	19.399	24.667	11.445	10.844	23.524	1'29.879	267.3	15:03'41.100
14	19.641	24.779	11.479	10.806	23.567	1'30.172	264.1	15:05'11.272
15	19.470	24.709	11.373	10.838	23.488	1'29.878	266.0	15:06'41.150
16	19.475	24.643	11.439	10.826	23.549	1'29.932	266.0	15:08'11.082
17	19.452	24.680	11.346	10.875	23.573	1'29.926	267.3	15:09'41.008
18	19.435	24.684	11.495	10.898	23.525	1'30.337	268.0	15:11'11.045
19	19.451	24.760	11.366	10.875	23.387	1'30.839	268.0	15:12'40.884
20	19.343	24.728	11.455	10.882	23.565	1'29.973	266.0	15:14'10.857
21	20.959	24.719	11.403	10.884	23.468	1'30.023	266.0	15:15'40.880
22	19.413	24.729	11.367	10.938	29.737	1'36.184 P	268.0	15:17'17.064
23	7'14.525	26.700	12.466	11.393	24.456	8'29.540 P	237.9	15:25'46.604
24	19.184	24.438	11.386	10.769	23.664	1'29.441	267.3	15:27'16.045
25	20.481	27.203	11.986	11.095	23.859	1'34.624	260.9	15:28'50.669
26	19.244	24.459	11.324	10.714	23.230	1'28.971	265.4	15:30'19.640

16° 35 R. DE ROSA (1'29.288)								
Lap	Seg. 1	Seg. 2	Seg. 3	Seg. 4	Seg. 5	Lap Time	km/h	Local Time
1								
2								
3								
4								
5								
6								
7								
8								
9								
10								
11								
12								
13								
14								
15								
16								
17								
18								
19								
20								
21								
22								
23								

14° 15 A. DE ANGELIS (1'28.995)								
Lap	Seg. 1	Seg. 2	Seg. 3	Seg. 4	Seg. 5	Lap Time	km/h	Local Time
1	19.676	27.423	11.814	11.553	24.941		250.0	14:31'43.174
2	19.630	24.897	11.412	11.231	23.965	1'31.135	264.7	14:34'52.042
3	19.396	24.601	11.329	11.195	23.811	1'30.332	257.1	14:36'22.374
4	27.556	26.280	12.401	12.228	32.340	1'50.805 P	231.3	14:38'13.179
5	5'55.416	28.376	13.630	12.513	28.153	7'18.088 P	196.7	14:45'31.267
6	22.363	25.673	11.662	11.474	33.875	1'45.047	257.1	14:47'16.314
7	19.361	24.371	11.433	11.045	23.663	1'29.873	263.4	14:48'46.187
8	19.418	27.967	13.171	11.943	31.180	1'43.679 P	217.7	14:50'29.866
9	10'52.877	28.630	12.174	11.721	26.357	12'11.759 P	249.4	15:02'41.625
10	20.640	25.575	11.929	12.446	25.150	1'35.740	249.4	15:04'17.365
11	19.277	27.608	12.566	12.184	28.921	1'40.556	231.3	15:05'57.921
12	19.445	24.529	11.379	10.947	23.530	1'29.830	262.1	15:07'27.751
13	19.281	38.629	13.927	13.100	30.539	1'55.476	190.8	15:09'23.227
14	19.293	24.565	11.354	11.015	23.594	1'29.821	261.4	15:10'53.048
15	27.179	29.985	13.654	13.419	24.212	1'48.449	211.4	15:12'41.497
16	19.324	24.540	11.291	11.112	23.585	1'29.852	262.8	15:14'11.349
17	19.318	24.686	11.334	11.123	23.925	1'30.386	260.2	15:15'41.735
18	19.134	24.572	11.300	11.126	31.377	1'37.509 P	262.8	15:17'19.244
19	6'27.016	27.218	13.339	12.957	25.053	7'45.583 P	204.2	15:25'04.827
20	21.099	25.416	12.654	15.392	28.931	1'43.492	213.4	15:26'48.319
21	19.122	24.354	11.257	10.965	23.297	1'28.995	264.7	15:28'17.314
22	19.162	24.243	11.308	10.950	23.494	1'29.157	264.7	15:29'46.471
23	19.238	24.336	11.377	10.944	23.467	1'29.362	263.4	15:31'15.833

17° 6 S. BRADL (1'29.400)								
Lap	Seg. 1	Seg. 2	Seg. 3	Seg. 4	Seg. 5	Lap Time	km/h	Local Time
1								
2								
3								
4								
5								
6								
7								
8								
9								
10								
11								
12								
13								
14								
15								
16								
17								
18								
19								
20								
21								
22								
23								
24								
25								

15° 81 J. TORRES (1'29.067)								
Lap	Seg. 1	Seg. 2	Seg. 3	Seg. 4	Seg. 5	Lap Time	km/h	Local Time
1	20.247	27.764	11.907	11.540	24.719		260.2	14:31'42.236
2	20.187	25.931	12.291	12.179	30.269	1'40.917	242.7	14:33'23.153
3	19.779	25.433	11.505	10.962	24.202	1'32.289	264.1	14:34'55.442
4	19.840	25.166	11.434	11.113	23.872	1'31.364	266.0	14:36'26.806
5	19.840	25.122	11.466	10.819	23.713	1'30.960	261.5	14:37'57.766
6	19.594	25.030	11.535	10.764	23.636	1'30.559	262.1	14:39'28.325
7	19.504	24.978	11.411	10.759	23.465	1'30.117	264.1	14:40'58.442
8	19.506	26.104	11.514	10.992	28.264	1'36.380 P	263.4	14:42'34.822
9	13'08.878	26.398	12.083	11.358	24.407	14'23.124 P	250.5	14:56'57.946
10	20.706	26.294	12.544	11.314	29			



UK Round, 26-27-28 May 2017

World Superbike - Chronological Analysis Free Practice 2nd Session

Donington Park 4.023 m

4 / 4

Lap	Seg. 1	Seg. 2	Seg. 3	Seg. 4	Seg. 5	Lap Time	km/h	Local Time
10	19.734	24.828	11.638	11.165	23.869	1'31.234	257.8	15:00'44.490
11	19.549	24.767	11.514	11.185	23.854	1'30.869	260.2	15:02'15.359
12	19.446	24.696	11.577	11.052	23.788	1'30.559	257.8	15:03'45.918
13	19.527	24.817	11.511	12.742	30.510	1'39.107 P	257.8	15:05'25.025
14	7'27.590	25.818	11.543	11.317	23.968	8'40.236 P	257.1	15:14'05.261
15	19.505	24.791	11.547	11.342	24.664	1'31.849	259.0	15:15'37.110
16	19.531	24.730	11.548	11.054	23.588	1'30.451	259.0	15:17'07.561
17	19.387	24.635	11.497	11.089	23.655	1'30.263	260.2	15:18'37.824
18	19.435	24.697	11.559	13.527	24.617	1'33.835	258.4	15:20'11.659
19	19.491	24.663	11.465	12.092	27.700	1'35.411 P	261.5	15:21'47.070
20	3'39.567	25.606	11.797	11.261	23.694	4'51.925 P	248.3	15:26'38.995
21	19.302	24.546	11.417	11.027	23.484	1'29.776	257.8	15:28'08.771
22	19.299	24.416	11.418	10.924	23.544	1'29.601	262.1	15:29'38.372
23	19.171	24.541	11.309	11.016	23.472	1'29.509	263.4	15:31'07.881

Lap	Seg. 1	Seg. 2	Seg. 3	Seg. 4	Seg. 5	Lap Time	km/h	Local Time
16	20.834	27.156	11.641	11.136	28.063	1'38.830	256.5	15:14'40.333
17	19.458	24.961	11.518	10.954	24.329	1'31.220	257.8	15:16'11.553
18	19.273	24.812	11.522	10.954	23.734	1'30.295	260.9	15:17'41.848
19	20.210	27.487	12.215	11.316	29.048	1'40.276 P	241.1	15:19'22.124
20	5'13.309	26.711	12.392	12.365	24.643	6'29.420 P	220.9	15:25'51.544
21	19.378	24.958	11.604	11.039	23.738	1'30.717	258.4	15:27'22.261
22	19.423	24.945	11.519	10.946	24.120	1'30.953	255.9	15:28'53.214
23	19.491	24.912	11.502	10.989	24.024	1'30.918	255.9	15:30'24.132

22° 86 A. BADOVINI (1'30.684)								
Lap	Seg. 1	Seg. 2	Seg. 3	Seg. 4	Seg. 5	Lap Time	km/h	Local Time
1	19.755	27.361	11.778	11.552	25.498	244.3	14:31'44.055	
2	19.901	28.668	12.088	11.383	24.548	260.2	14:33'17.248	
3	4'47.902	27.731	11.981	11.323	23.970	6'02.907 P	256.5	14:41'01.923
4	19.672	24.906	11.521	10.955	23.694	1'30.748	262.1	14:42'32.671
5	19.597	25.059	11.602	11.070	23.714	1'31.042	261.5	14:44'03.713
6	19.580	25.088	11.686	11.268	29.248	1'36.870 P	259.6	14:45'40.583
7	9'33.914	27.565	12.004	11.501	24.475	10'49.459 P	255.9	14:56'30.042
8	19.765	25.703	11.714	11.727	28.672	1'37.581	258.4	14:58'07.623
9	19.616	24.886	11.587	11.039	23.814	1'30.942	258.4	14:59'38.565
10	19.647	26.318	12.008	11.814	27.492	1'37.279 P	246.6	15:01'15.844
11	11'28.894	28.182	11.692	11.489	24.125	12'44.382 P	259.0	15:14'00.226
12	19.975	26.634	11.955	11.465	27.445	1'37.474 P	257.1	15:15'37.700
13	6'04.370	27.461	12.491	11.664	24.134	7'20.120 P	235.3	15:22'57.820
14	19.448	24.965	11.595	10.992	23.684	1'30.684	256.5	15:24'28.504
15	19.574	27.300	14.107	15.426	27.822	1'44.229	173.9	15:26'12.733
16	19.726	25.010	11.615	11.053	23.685	1'31.089	261.5	15:27'43.822
17	19.855	28.682	12.328	12.049	29.972	1'42.886 P	246.0	15:29'26.708

19° 88 R. KRUMMENACHER (1'29.522)								
Lap	Seg. 1	Seg. 2	Seg. 3	Seg. 4	Seg. 5	Lap Time	km/h	Local Time
1	19.824	25.143	11.624	11.138	23.936	1'31.665	253.5	14:33'09.711
2	19.602	25.088	11.559	11.166	23.559	1'30.974	252.9	14:34'40.685
3	19.702	25.024	11.613	11.079	23.662	1'31.080	247.7	14:36'11.765
4	19.499	24.797	11.640	10.910	23.611	1'30.457	250.6	14:37'42.222
5	19.542	24.829	11.572	11.065	23.933	1'30.941	254.1	14:39'13.163
6	19.492	24.868	11.703	10.989	23.610	1'30.662	251.7	14:40'43.825
7	19.497	25.243	13.288	12.539	24.262	1'34.829	184.0	14:42'18.654
8		15.246	17.059	37.097	3'20.177 P			14:45'38.831
9	20'59.304	26.975	11.636	11.183	23.656	22'12.754 P	252.9	15:07'51.585
10	19.425	24.743	11.421	10.965	23.642	1'30.196	254.1	15:09'21.781
11	19.316	24.682	11.440	10.986	23.694	1'30.118	254.7	15:10'51.899
12	19.461	24.643	11.439	11.108	23.580	1'30.231	254.7	15:12'22.130
13	19.666	27.536	12.205	11.479	25.326	1'36.212	240.0	15:13'58.342
14	19.393	24.666	11.610	10.943	23.761	1'30.373	258.4	15:15'28.715
15	20.145	26.160	11.792	11.321	28.386	1'37.804 P	250.6	15:17'06.519
16	3'20.798	33.415	12.165	11.294	23.676	4'41.348 P	251.7	15:21'47.867
17	20.964	25.306	11.551	11.065	24.451	1'33.337	253.5	15:23'21.204
18	19.300	24.505	11.621	10.788	23.345	1'29.559	254.7	15:24'50.763
19	19.204	24.404	11.512	10.913	23.489	1'29.522	257.8	15:26'20.285
20	21.874	28.432	12.008	11.269	24.223	1'37.806	250.0	15:27'58.091
21	19.475	24.680	11.430	10.790	23.522	1'29.897	257.1	15:29'27.988
22	19.303	32.312	12.282	25.228	32.209	2'01.334 P	246.6	15:31'29.322

20° 84 R. RUSSO (1'29.795)								
Lap	Seg. 1	Seg. 2	Seg. 3	Seg. 4	Seg. 5	Lap Time	km/h	Local Time
1	19.749	27.421	12.119	11.952	25.142	244.9	14:31'40.430	
2	8'22.766	28.646	13.007	12.406	24.506	9'41.331 P	216.9	14:43'38.258
3	19.843	24.854	28.245	12.431	24.337	1'49.710		14:45'27.968
4	19.491	25.265	11.497	11.644	41.207	1'49.104 P	254.7	14:47'17.072
5	8'27.186	28.504	12.955	12.561	25.091	9'46.297 P	213.0	14:57'03.369
6	19.625	24.870	11.459	11.538	26.269	1'33.761	254.7	14:58'37.130
7	19.685	24.928	11.565	11.092	23.571	1'30.841	255.3	15:00'07.971
8	19.448	25.397	11.853	13.311	23.785	1'33.794	222.7	15:01'41.765
9	19.588	24.764	11.655	11.225	27.617	1'34.849 P	255.9	15:03'16.614
10	11'38.864	27.180	11.864	11.151	24.334	12'53.393 P	252.3	15:16'10.007
11	19.563	25.238	11.408	17.245	24.732	1'38.186	252.3	15:17'48.193
12	19.840	25.031	11.428	10.996	23.704	1'30.999	255.9	15:19'19.192
13	30.451	27.081	11.839	12.386	28.596	1'50.353 C	243.2	15:21'09.545
14	3'03.822	27.685	11.998	12.300	25.070	4'20.875 P	217.3	15:25'30.420
15	19.318	24.521	11.412	11.053	23.491	1'29.795	254.1	15:27'00.215
16	19.516	26.407	11.686	10.905	24.909	1'33.423	255.3	15:28'33.638
17	19.463	24.649	11.371	11.031	23.498	1'30.012	255.3	15:30'03.650

21° 37 O. JEZEK (1'30.295)								
Lap	Seg. 1	Seg. 2	Seg. 3	Seg. 4	Seg. 5	Lap Time	km/h	Local Time
1	19.751	26.741	11.891	11.761	24.684		250.0	14:31'40.010
2	19.541	25.168	11.513	11.041	24.313	1'31.786	260.9	14:33'11.796
3	19.541	25.162	11.502	18.340	26.563	1'41.108	259.0	14:34'52.904
4	19.597	25.129	11.502	11.579	23.937	1'31.744	260.9	14:36'24.648
5	19.628	25.199	11.535	11.165	23.731	1'31.258	259.0	14:37'55.906
6	20.552	30.910	11.912	11.909	29.225	1'44.508 P	241.6	14:39'40.414
7	8'02.272	28.628	12.098	12.201	25.294	9'20.493 P	249.4	14:49'00.907
8	20.100	26.066	11.785	11.792	24.406	1'34.149	252.9	14:50'35.056
9	19.413	24.914	11.519	10.990	23.902	1'30.738	255.9	14:52'05.794
10	19.412	24.979	11.523	11.083	23.648	1'30.645	255.9	14:53'36.439
11	19.496	24.886	11.588	11.003	23.876	1'30.849	255.9	14:55'07.288
12	20.090	26.862	11.579	11.016	23.868	1'33.415	258.4	14:56'40.703
13	19.388	24.884	11.524	10.946	23.801	1'30.543	255.9	14:58'11.246
14	19.382	24.976	11.522	10.962	33.102	1'39.944 P	259.0	14:59'51.190
15	10'18.808	28.010	12.202	12.217	28.631	11'39.868 P	236.3	15:11'31.058
16	19.328	24.964	11.440	10.966	23.747	1'30.445	259.6	15:13'01.503

26/05/2017 P = Pits In/Out - C = Lap-Time Cancelled

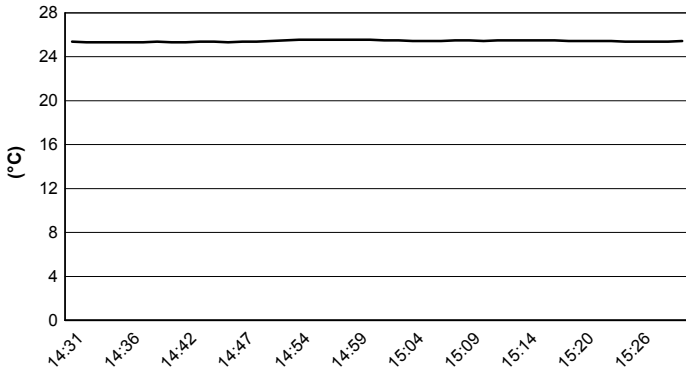
These data/results cannot be reproduced, stored and/or transmitted in whole or in part by any manner of electronic, mechanical, photocopying, recording, broadcasting or otherwise now known or herein after developed without the previous express consent by the copyright owner, except for reproduction in daily press and regular printed publications on sale to the public within 60 days of the event related to those data/results and always provided that copyright symbol appears together as follows below.

© DORNA WSBK ORGANIZATION Srl 2017

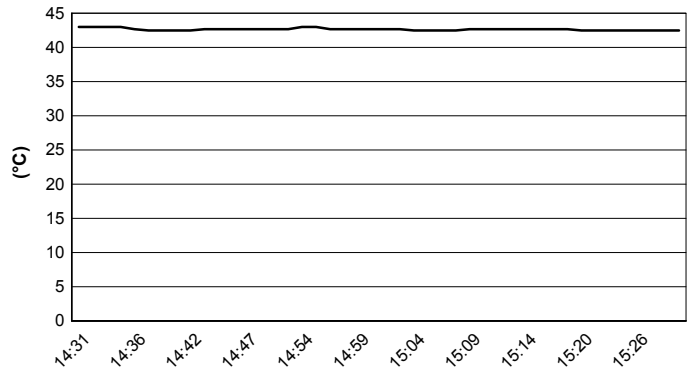


Session started **14:30** Session ended **15:31**

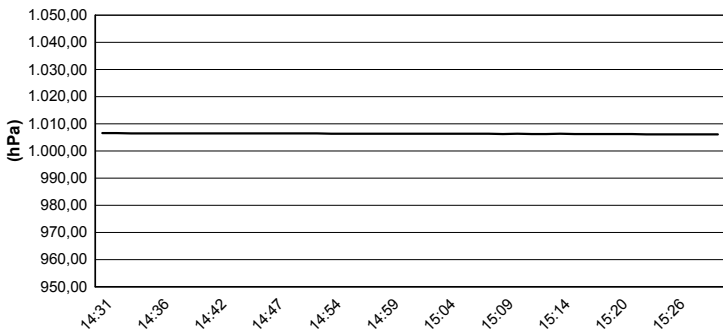
Air Temperature



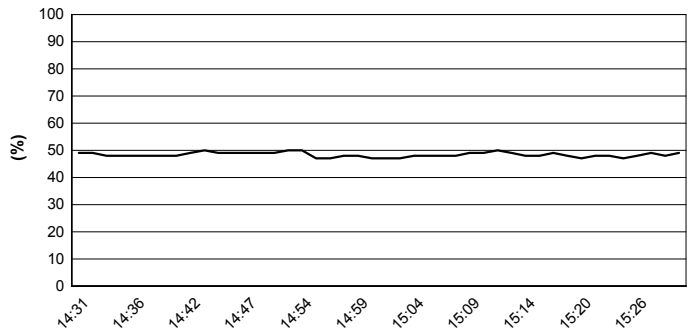
Track Temperature



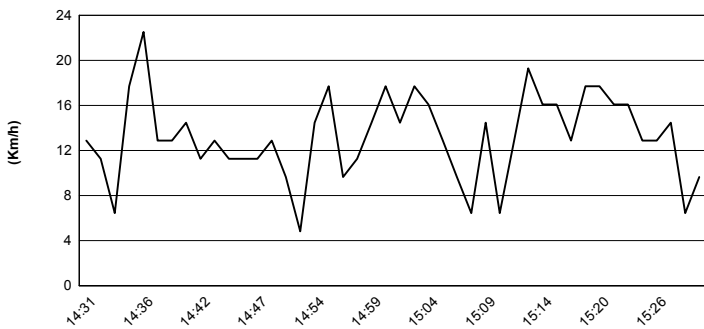
Air Pressure



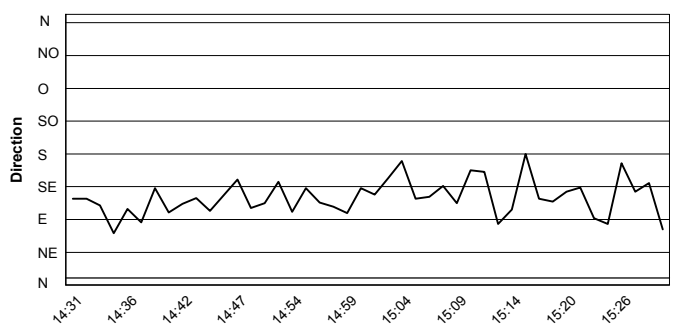
Humidity



Wind Speed



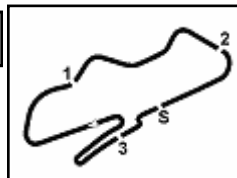
Wind Direction



26/05/2017

These data/results cannot be reproduced, stored and/or transmitted in whole or in part by any manner of electronic, mechanical, photocopying, recording, broadcasting or otherwise now known or herein after developed without the previous express consent by the copyright owner, except for reproduction in daily press and regular printed publications on sale to the public within 60 days of the event related to those data/results and always provided that copyright symbol appears together as follows below.

© DORNA WSBK ORGANIZATION Srl 2017



Donington Park 4.023 m

UK Round, 26-27-28 May 2017 World Superbike - Superpoles Entry List

Superpole 1

FPs Pos	No. Rider	Nat	Team	Bike	Time
11	40 R. RAMOS	ESP	Team Kawasaki Go Eleven	Kawasaki ZX-10RR	1'28.710
12	50 E. LAVERTY	IRL	Milwaukee Aprilia	Aprilia RSV4 RF	1'28.896
13	12 X. FORÉS	ESP	BARNI Racing Team	Ducati Panigale R	1'28.905
14	15 A. DE ANGELIS	RSM	Pedercini Racing SC-Project	Kawasaki ZX-10RR	1'28.995
15	81 J. TORRES	ESP	Althea BMW Racing Team	BMW S 1000 RR	1'29.067
16	35 R. DE ROSA	ITA	Althea BMW Racing Team	BMW S 1000 RR	1'29.288
17	6 S. BRADL	GER	Red Bull Honda World Superbike Team	Honda CBR1000RR	1'29.400
18	27 J. DIXON	GBR	Royal Air Force Reg. & Res. Kawasaki	Kawasaki ZX-10RR	1'29.509
19	88 R. KRUMMENACHER	SUI	Kawasaki Puccetti Racing	Kawasaki ZX-10RR	1'29.522
20	84 R. RUSSO	ITA	Guandalini Racing	Yamaha YZF R1	1'29.795
21	37 O. JEZEK	CZE	Grillini Racing Team	Kawasaki ZX-10RR	1'30.295
22	86 A. BADOVINI	ITA	Grillini Racing Team	Kawasaki ZX-10RR	1'30.588

Superpole 2

FPs Pos	No. Rider	Nat	Team	Bike	Time
1	1 J. REA	GBR	Kawasaki Racing Team	Kawasaki ZX-10RR	1'27.740
2	66 T. SYKES	GBR	Kawasaki Racing Team	Kawasaki ZX-10RR	1'27.862
3	91 L. HASLAM	GBR	Kawasaki Puccetti Racing	Kawasaki ZX-10RR	1'28.139
4	33 M. MELANDRI	ITA	Aruba.it Racing - Ducati	Ducati Panigale R	1'28.153
5	7 C. DAVIES	GBR	Aruba.it Racing - Ducati	Ducati Panigale R	1'28.166
6	22 A. LOWES	GBR	Pata Yamaha Official WorldSBK Team	Yamaha YZF R1	1'28.374
7	60 M. VAN DER MARK	NED	Pata Yamaha Official WorldSBK Team	Yamaha YZF R1	1'28.404
8	32 L. SAVADORI	ITA	Milwaukee Aprilia	Aprilia RSV4 RF	1'28.621
9	2 L. CAMIER	GBR	MV Agusta Reparto Corse	MV Agusta 1000 F4	1'28.681
10	36 L. MERCADO	ARG	IODARacing	Aprilia RSV4 RF	1'28.683

*
*

* These positions are assigned to the 1st and 2nd rider classified in Superpole 1

26/05/2017 14

These data/results cannot be reproduced, stored and/or transmitted in whole or in part by any manner of electronic, mechanical, photocopying, recording, broadcasting or otherwise now known or herein after developed without the previous express consent by the copyright owner, except for reproduction in daily press and regular printed publications on sale to the public within 60 days of the event related to those data/results and always provided that copyright symbol appears together as follows below.

© DORNA WSBK ORGANIZATION Srl 2017

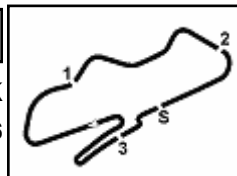
FIKR PERUGIA TIMING



Official Tyre Supplier



Official Timekeeper



Donington Park 4.023 m

UK Round, 26-27-28 May 2017 World Superbike - Best Laps & Speeds

1 / 2

No.	Rider		Best Lap	FP1		FP2	
	Nat	Bike		laps	speed	laps	speed
1	1	J. REA	1'27.740	1'27.828	1'27.740		
	GBR	Kawasaki ZX-10RR	43 270,0	15 270,0	28 268,6		
2	66	T. SYKES	1'27.862	1'27.938	1'27.862		
	GBR	Kawasaki ZX-10RR	52 272,7	27 272,7	25 271,3		
3	91	L. HASLAM	1'28.139	1'28.573	1'28.139		
	GBR	Kawasaki ZX-10RR	41 264,7	21 264,7	20 264,7		
4	33	M. MELANDRI	1'28.153	1'28.153	1'28.188		
	ITA	Ducati Panigale R	47 272,7	24 272,7	23 272,7		
5	7	C. DAVIES	1'28.166	1'28.360	1'28.166		
	GBR	Ducati Panigale R	46 269,3	24 269,3	22 268,6		
6	22	A. LOWES	1'28.374	1'28.876	1'28.374		
	GBR	Yamaha YZF R1	44 266,0	21 265,3	23 266,0		
7	60	M. VAN DER MARK	1'28.404	1'28.404	1'28.567		
	NED	Yamaha YZF R1	46 268,6	24 268,6	22 267,3		
8	32	L. SAVADORI	1'28.621	1'28.621	1'28.805		
	ITA	Aprilia RSV4 RF	46 266,6	22 264,7	24 266,6		
9	2	L. CAMIER	1'28.681	1'28.681	1'28.835		
	GBR	MV Agusta 1000 F4	34 267,3	18 267,3	16 265,3		
10	36	L. MERCADO	1'28.683	1'29.175	1'28.683		
	ARG	Aprilia RSV4 RF	50 268,6	25 268,6	25 267,3		
11	40	R. RAMOS	1'28.710	1'29.534	1'28.710		
	ESP	Kawasaki ZX-10RR	52 263,4	22 262,1	30 263,4		
12	50	E. LAVERTY	1'28.896	1'28.896	1'28.971		
	IRL	Aprilia RSV4 RF	49 270,6	24 268,6	25 270,6		
13	12	X. FORÉS	1'28.905	1'29.241	1'28.905		
	ESP	Ducati Panigale R	42 267,9	20 267,3	22 267,9		
14	15	A. DE ANGELIS	1'28.995	1'29.739	1'28.995		
	RSM	Kawasaki ZX-10RR	43 264,7	20 262,7	23 264,7		
15	81	J. TORRES	1'29.067	1'29.170	1'29.067		
	ESP	BMW S 1000 RR	48 266,6	25 265,3	23 266,6		
16	35	R. DE ROSA	1'29.288	1'29.953	1'29.288		
	ITA	BMW S 1000 RR	46 271,3	23 266,0	23 271,3		
17	6	S. BRADL	1'29.400	1'29.668	1'29.400		
	GER	Honda CBR1000RR	47 267,3	22 265,3	25 267,3		
18	27	J. DIXON	1'29.509	1'30.007	1'29.509		
	GBR	Kawasaki ZX-10RR	44 263,4	21 258,9	23 263,4		
19	88	R. KRUMMENACHER	1'29.522	1'29.754	1'29.522		
	SUI	Kawasaki ZX-10RR	49 258,9	27 258,9	22 258,3		
20	84	R. RUSSO	1'29.795	1'29.938	1'29.795		
	ITA	Yamaha YZF R1	39 259,6	22 259,6	17 257,1		

26/05/2017

These data/results cannot be reproduced, stored and/or transmitted in whole or in part by any manner of electronic, mechanical, photocopying, recording, broadcasting or otherwise now known or herein after developed without the previous express consent by the copyright owner, except for reproduction in daily press and regular printed publications on sale to the public within 60 days of the event related to those data/results and always provided that copyright symbol appears together as follows below.

© DORNA WSBK ORGANIZATION Srl 2017

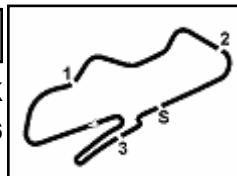
FICR PERUGIA TIMING



Official Tyre Supplier



Official Timekeeper



Donington Park 4.023 m

UK Round, 26-27-28 May 2017 World Superbike - Best Laps & Speeds

2 / 2

No.	Rider		Best Lap	FP1		FP2	
	Nat	Bike		laps	speed	laps	speed
21	37	O. JEZEK	1'30.295	1'30.795	1'30.295		
	CZE	Kawasaki ZX-10RR	46 261,5	23 261,5	23 260,8		
22	86	A. BADOVINI	1'30.588	1'30.588	1'30.684		
	ITA	Kawasaki ZX-10RR	36 262,1	19 260,8	17 262,1		

26/05/2017

These data/results cannot be reproduced, stored and/or transmitted in whole or in part by any manner of electronic, mechanical, photocopying, recording, broadcasting or otherwise now known or herein after developed without the previous express consent by the copyright owner, except for reproduction in daily press and regular printed publications on sale to the public within 60 days of the event related to those data/results and always provided that copyright symbol appears together as follows below.

© DORNA WSBK ORGANIZATION Srl 2017

FKR PERUGIA TIMING



Official Tyre Supplier



Official Timekeeper