Sachsenring

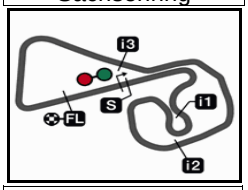

3671 m.

Results and timing service provided by TISSOT

RookiesCup

GoPro MOTORRAD GRAND PRIX DEUTSCHLAND

Free Practice Nr. 1

Classification

3

		Rider	Nation	Team	Motorcycle	Time	Lap	Total	Gap		Top Speed
1	65	**Can ÖNCÜ**	TUR	Red Bull MotoGP Rookies Cup	KTM	**1'31.153**	6	15			**200.0**
2	81	**Aleix VIU**	SPA	Red Bull MotoGP Rookies Cup	KTM	**1'31.462**	13	19	0.309	0.309	**199.6**
3	44	**Kevin ORGIS**	GER	Red Bull MotoGP Rookies Cup	KTM	**1'31.979**	9	19	0.826	0.517	**201.9**
4	6	**Ryusei YAMANAKA**	JPN	Red Bull MotoGP Rookies Cup	KTM	**1'32.070**	18	20	0.917	0.091	**203.5**
5	39	**Kazuki MASAKI**	JPN	Red Bull MotoGP Rookies Cup	KTM	**1'32.099**	10	20	0.946	0.029	**201.9**
6	13	**Walid SOPPE**	NED	Red Bull MotoGP Rookies Cup	KTM	**1'32.229**	11	15	1.076	0.130	**200.2**
7	52	**Deniz ÖNCÜ**	TUR	Red Bull MotoGP Rookies Cup	KTM	**1'32.236**	6	19	1.083	0.007	**203.5**
8	69	**Rory SKINNER**	GBR	Red Bull MotoGP Rookies Cup	KTM	**1'32.272**	8	19	1.119	0.036	**199.6**
9	20	**Omar BONOLI**	ITA	Red Bull MotoGP Rookies Cup	KTM	**1'32.319**	6	19	1.166	0.047	**198.8**
10	43	**Steward GARCIA**	COL	Red Bull MotoGP Rookies Cup	KTM	**1'32.422**	7	18	1.269	0.103	**201.0**
11	24	**Xavier ARTIGAS**	SPA	Red Bull MotoGP Rookies Cup	KTM	**1'32.550**	12	18	1.397	0.128	**202.9**
12	28	**Adrian CARRASCO**	SPA	Red Bull MotoGP Rookies Cup	KTM	**1'32.656**	19	20	1.503	0.106	**202.2**
13	21	**Victor STEEMAN**	NED	Red Bull MotoGP Rookies Cup	KTM	**1'32.887**	6	19	1.734	0.231	**200.3**
14	9	**Sasha DE VITS**	BEL	Red Bull MotoGP Rookies Cup	KTM	**1'32.926**	13	18	1.773	0.039	**201.9**
15	83	**Meikon KAWAKAMI**	BRA	Red Bull MotoGP Rookies Cup	KTM	**1'32.931**	6	18	1.778	0.005	**199.7**
16	14	**Matthias MEGGLE**	GER	Red Bull MotoGP Rookies Cup	KTM	**1'32.983**	7	19	1.830	0.052	**199.4**
17	4	**Dan JONES**	GBR	Red Bull MotoGP Rookies Cup	KTM	**1'33.061**	18	19	1.908	0.078	**201.4**
18	22	**Peetu PAAVILAINEN**	FIN	Red Bull MotoGP Rookies Cup	KTM	**1'33.097**	14	19	1.944	0.036	**200.3**
19	82	**Loran FABER**	NED	Red Bull MotoGP Rookies Cup	KTM	**1'33.261**	7	18	2.108	0.164	**201.7**
20	40	**Sean KELLY**	USA	Red Bull MotoGP Rookies Cup	KTM	**1'34.498**	17	17	3.345	1.237	**199.8**
21	11	**Gabriele GIANNINI**	ITA	Red Bull MotoGP Rookies Cup	KTM	**1'34.576**	18	18	3.423	0.078	**197.8**
22	19	**Lorenzo BARTALESI**	ITA	Red Bull MotoGP Rookies Cup	KTM	**1'34.794**	10	18	3.641	0.218	**201.9**
Not qualified (Out 107%)						**1'37.533**					
	36	**Beatriz NEILA**	SPA	Red Bull MotoGP Rookies Cup	KTM	**1'40.382**	9	9	9.229	5.588	**199.7**

Practice condition: **Dry**
Air: 20°
Humidity: 57%
Ground: 28°

Fastest Lap:	Lap: 6	**Can ÖNCÜ**	**1'31.153**	144.9 Km/h
Circuit Record Lap:	2014	**Manuel PAGLIANI**	**1'29.134**	148.2 Km/h
Circuit Best Lap:	2014	**Manuel PAGLIANI**	**1'29.134**	148.2 Km/h

The results are provisional until the end of the limit for protest and appeals.

Time limit for protest expires 30' after publication of the results - ..... Time: .....

DORNA DATA PROCESSING .TIMING SERVICE DORNA DATA PROCESSING TIMING SERVICE DORNA DATA PROCESSING TIMING SERVICE DORNA DATA PROCESSING TIMING SERVICE DORNA DATA PROCESSING TIMING SERVICE DORNA DATA PROCESSING TIMING SERVICE DORNA DATA PROCESSING TIMING SERVICE DORNA DATA PROCCEESSS

Sachsenring, Friday, June 30, 2017

Sachsenring

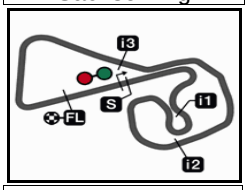

3671 m.

Results and timing service provided by TISSOT

RookiesCup

GoPro MOTORRAD GRAND PRIX DEUTSCHLAND

Free Practice Nr. 1

Top Speed & Average

4

	Rider	Nation	Motorcycle	Top 5 speeds					Average	Top
6	**Ryusei YAMANAKA**	**JPN**	KTM	203.5	202.8	202.2	201.5	201.3	202.3	**203.5**
52	**Deniz ÖNCÜ**	**TUR**	KTM	203.5	202.1	202.0	201.9	201.9	202.3	**203.5**
24	**Xavier ARTIGAS**	**SPA**	KTM	202.9	201.8	201.3	200.9	200.6	201.5	**202.9**
28	**Adrian CARRASCO**	**SPA**	KTM	202.2	201.0	200.6	200.5	199.4	200.7	**202.2**
39	**Kazuki MASAKI**	**JPN**	KTM	201.9	201.3	201.1	200.5	200.4	201.0	**201.9**
9	**Sasha DE VITS**	**BEL**	KTM	201.9	201.7	200.0	199.7	199.4	200.4	**201.9**
19	**Lorenzo BARTALESI**	**ITA**	KTM	201.9	200.0	199.9	199.4	199.3	200.1	**201.9**
44	**Kevin ORGIS**	**GER**	KTM	201.9	201.1	200.8	200.6	200.5	201.0	**201.9**
82	**Loran FABER**	**NED**	KTM	201.7	201.0	200.8	200.6	200.5	200.9	**201.7**
4	**Dan JONES**	**GBR**	KTM	201.4	200.8	200.2	199.1	198.5	200.0	**201.4**
43	**Steward GARCIA**	**COL**	KTM	201.0	200.5	199.7	199.3	199.3	200.0	**201.0**
21	**Victor STEEMAN**	**NED**	KTM	200.3	199.8	198.9	198.7	198.3	199.2	**200.3**
22	**Peetu PAAVILAINEN**	**FIN**	KTM	200.3	199.0	199.0	198.7	198.7	199.1	**200.3**
13	**Walid SOPPE**	**NED**	KTM	200.2	199.4	198.4	198.4	198.3	198.9	**200.2**
65	**Can ÖNCÜ**	**TUR**	KTM	200.0	199.8	199.5	198.4	198.3	199.2	**200.0**
40	**Sean KELLY**	**USA**	KTM	199.8	199.3	198.1	198.0	198.0	198.6	**199.8**
83	**Meikon KAWAKAMI**	**BRA**	KTM	199.7	198.8	198.2	197.8	196.9	198.3	**199.7**
36	**Beatriz NEILA**	**SPA**	KTM	199.7	196.5	195.8	195.6	195.5	196.6	**199.7**
81	**Aleix VIU**	**SPA**	KTM	199.6	199.1	198.8	198.4	198.3	198.8	**199.6**
69	**Rory SKINNER**	**GBR**	KTM	199.6	198.6	198.6	198.3	197.9	198.6	**199.6**
14	**Matthias MEGGLE**	**GER**	KTM	199.4	199.4	198.5	198.4	198.2	198.7	**199.4**
20	**Omar BONOLI**	**ITA**	KTM	198.8	198.4	197.4	196.9	196.9	197.7	**198.8**
11	**Gabriele GIANNINI**	**ITA**	KTM	197.8	197.1	195.7	195.6	195.1	196.3	**197.8**

DORNA DATA PROCESSING ,TIMING SERVICE DORNA DATA PROCESSING TIMING SERVICE DORNA DATA PROCESSING TIMING SERVICE DORNA DATA PROCESSING TIMING SERVICE DORNA DATA PROCESSING TIMING SERVICE DORNA DATA PROCESSING TIMING SERVICE DORNA DATA PROCESSING TIMING SERVICE DORNA DATA PROCCEESSS

Sachsenring

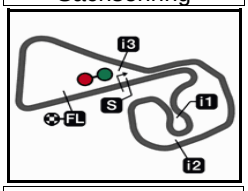

3671 m.

Results and timing service provided by TISSOT

RookiesCup

GoPro MOTORRAD GRAND PRIX DEUTSCHLAND

Free Practice Nr. 1

Chronological Analysis of Performances

5

* Lap / Sector time cancelled
P Crossing the finish line in pit lane
T1 Time from finish line to 1st intermediate
T2 Time from 1st intermed. to 2nd intermed.
T3 Time from 2nd intermed. to 3rd intermed.
T4 Time from 3rd intermediate to finish line

1st 65 Can ÖNCÜ — Red Bull MotoGP Roo TUR

Runs=3 Total laps=15 Full laps=9

Lap	Lap Time	T1	T2	T3	T4	Speed
1	1'47.589	31.524	26.446	24.466	25.153	
2	**1'32.412**	21.505	25.298	21.486	24.123	198.4
3	**1'32.634**	21.692	25.405	21.601	23.936	196.9
4	**1'31.758**	21.294	24.942	21.370	24.152	199.5
5	**1'32.082**	21.608	25.351	21.170	23.953	188.5
6	**1'31.153**	21.009	25.174	21.251	23.719	199.8
7	**1'32.020**	21.170	25.348	21.435	24.067	197.9
8	**1'31.581**	21.221	24.963	21.289	24.108	196.9
9	1'38.073 P	22.826	25.274	21.818	28.155	196.6
10	2'46.352	1'33.638	26.010	22.107	24.597	
11	1'37.520 P	21.321	25.469	21.655	29.075	198.0
12	2'57.381	1'45.425	26.183	21.688	24.085	
13	**1'33.107**	21.495	25.750	21.657	24.205	200.0
14	**1'31.736**	21.255	25.313	21.266	23.902	198.2
15	1'37.183 P	21.183	25.385	21.998	28.617	198.3

2nd 81 Aleix VIU — Red Bull MotoGP Roo SPA

Runs=1 Total laps=19 Full laps=17

Lap	Lap Time	T1	T2	T3	T4	Speed
1	1'55.867	36.729	28.764	24.949	25.425	
2	**1'35.983**	22.420	26.561	22.332	24.670	198.3
3	**1'40.012**	27.137	26.151	22.248	24.476	196.3
4	**1'33.137**	21.664	25.622	21.623	24.228	197.2
5	**1'32.661**	21.592	25.411	21.555	24.103	194.6
6	**1'31.717**	21.263	25.109	21.388	23.957	198.2
7	**1'31.866**	21.341	25.236	21.375	23.914	199.6
8	**1'32.047**	21.407	25.431	21.284	23.925	198.8
9	**1'34.906**	21.327	25.848	21.628	26.103	196.6
10	**1'31.725**	21.273	25.139	21.375	23.938	198.0
11	**1'35.585**	21.079	25.312	21.617	27.577	199.1
12	**1'33.050**	21.230	25.281	21.529	25.010	196.2
13	**1'31.462**	21.263	25.051	21.256	23.892	197.8
14	**1'33.269**	21.028	25.038	21.433	25.770	198.2
15	**1'31.600**	21.038	25.165	21.426	23.971	197.7
16	**1'31.826**	21.038	25.269	21.465	24.054	197.9
17	**1'33.989**	21.887	26.057	21.450	24.595	198.3
18	**1'31.970**	21.106	25.336	21.451	24.077	198.4
19	1'39.970 P	21.080	25.249	22.854	30.787	196.4

3rd 44 Kevin ORGIS — Red Bull MotoGP Roo GER

Runs=2 Total laps=19 Full laps=16

Lap	Lap Time	T1	T2	T3	T4	Speed
1	1'45.667	31.338	26.565	22.833	24.931	
2	**1'34.289**	22.096	25.739	22.032	24.422	200.1
3	**1'33.041**	21.590	25.565	21.682	24.204	200.1
4	**1'33.081**	21.504	25.411	22.026	24.140	201.1
5	**1'32.790**	21.466	25.284	21.823	24.217	200.2
6	**1'32.222**	21.225	25.452	21.498	24.047	200.5
7	**1'32.223**	21.429	25.217	21.464	24.113	198.8
8	**1'32.219**	21.418	24.996	21.444	24.361	198.4
9	**1'31.979**	21.333	24.951	21.602	24.093	199.2
10	1'36.151 P	21.376	25.256	21.689	27.830	199.6
11	2'53.153	1'41.272	25.642	21.849	24.390	
12	**1'32.177**	21.173	25.315	21.502	24.187	200.8
13	**1'32.119**	21.087	25.099	21.595	24.338	199.5
14	**1'33.281**	21.793	25.448	21.722	24.318	200.3
15	**1'32.280**	21.274	25.311	21.544	24.151	200.6
16	**1'32.362**	21.253	25.345	21.534	24.230	199.7
17	**1'32.616**	21.311	25.243	21.716	24.346	199.8
18	**1'32.378**	21.290	25.284	21.517	24.287	199.2
19	**1'32.695**	21.185	25.487	21.708	24.315	201.9

4th 6 Ryusei YAMANAKA — Red Bull MotoGP Roo JPN

Runs=1 Total laps=20 Full laps=19

Lap	Lap Time	T1	T2	T3	T4	Speed
1	1'56.796	36.719	28.577	25.734	25.766	
2	**1'35.885**	22.473	26.494	22.322	24.596	201.3
3	**1'34.263**	21.880	25.975	22.063	24.345	202.8
4	**1'34.297**	21.636	26.021	22.228	24.412	199.1
5	**1'34.027**	21.534	26.249	21.904	24.340	199.5
6	**1'33.070**	21.445	25.440	22.044	24.141	200.9
7	**1'32.697**	21.310	25.367	21.813	24.207	200.4
8	**1'32.558**	21.469	25.509	21.529	24.051	199.5
9	**1'32.793**	21.469	25.684	21.526	24.114	200.9
10	**1'33.248**	21.363	25.670	22.024	24.191	202.2
11	**1'32.682**	21.635	25.262	21.545	24.240	200.1
12	**1'32.903**	21.392	25.424	21.909	24.178	201.5
13	**1'33.474**	21.328	25.590	22.056	24.500	200.7
14	**1'35.389**	24.102	25.539	21.448	24.300	200.7
15	**1'32.486**	20.923	25.696	21.725	24.142	203.5
16	**1'32.937**	21.164	25.956	21.441	24.376	201.1
17	**1'32.970**	21.231	25.687	21.582	24.470	198.9
18	**1'32.070**	21.212	25.481	21.294	24.083	198.9
19	**1'33.620**	21.356	25.654	21.638	24.972	201.2
20	**1'37.089**	23.311	25.879	22.129	25.770	199.9

5th 39 Kazuki MASAKI — Red Bull MotoGP Roo JPN

Runs=1 Total laps=20 Full laps=19

Lap	Lap Time	T1	T2	T3	T4	Speed
1	1'56.075	37.208	28.375	25.292	25.200	
2	**1'36.975**	22.817	27.160	22.321	24.677	200.1
3	**1'34.859**	22.260	26.023	22.264	24.312	200.4
4	**1'33.451**	21.892	25.795	21.641	24.123	198.9
5	**1'32.977**	21.868	25.593	21.432	24.084	201.9

Fastest Lap: Can ÖNCÜ — Red Bull MotoGP Roo TUR — **1'31.153** — 21.009 — 25.174 — 21.251 — 23.719

DORNA DATA PROCESSING ,TIMING SERVICE DORNA DATA PROCESSING TIMING SERVICE DORNA DATA PROCESSING TIMING SERVICE DORNA DATA PROCESSING TIMING SERVICE DORNA DATA PROCESSING TIMING SERVICE DORNA DATA PROCESSING TIMING SERVICE DORNA DATA PROCESSING TIMING SERVICE DORNA DATA PROCCEESSS

Sachsenring, Friday, June 30, 2017

Free Practice Nr. 1

RookiesCup

Lap	Lap Time	T1	T2	T3	T4	Speed
6	**1'32.415**	21.593	25.366	21.567	23.889	200.0
7	**1'32.352**	21.682	25.374	21.154	24.142	199.7
8	**1'32.702**	21.926	25.353	21.518	23.905	198.7
9	**1'33.124**	21.991	25.831	21.180	24.122	201.3
10	**1'32.099**	21.501	25.389	21.233	23.976	199.7
11	**1'32.655**	21.738	25.450	21.394	24.073	198.3
12	**1'32.698**	21.672	25.579	21.489	23.958	197.7
13	**1'38.520**	25.182	28.112	21.442	23.784	200.5
14	**1'32.985**	21.536	25.631	21.577	24.241	201.1
15	**1'32.921**	21.582	25.423	21.759	24.157	199.8
16	**1'32.932**	21.508	25.619	21.350	24.455	199.0
17	**1'34.324**	21.454	26.962	21.762	24.146	199.4
18	**1'32.459**	21.444	25.762	21.324	23.929	199.2
19	**1'32.462**	21.361	25.592	21.360	24.149	199.7
20	**1'34.977**	21.685	25.716	22.232	25.344	198.8

6th 13 Walid SOPPE — Red Bull MotoGP Roo NED

Runs=1 Total laps=16 Full laps=14

Lap	Lap Time	T1	T2	T3	T4	Speed
1	1'47.579	32.869	26.894	23.023	24.793	
2	**1'34.109**	22.029	25.610	22.037	24.433	194.5
3	**1'33.722**	21.687	25.844	21.865	24.326	198.1
4	**1'33.229**	21.507	25.547	21.939	24.236	197.6
5	**1'33.486**	21.627	25.632	21.701	24.526	197.6
6	**1'33.440**	21.621	25.624	21.954	24.241	196.1
7	**1'33.259**	21.718	25.492	21.706	24.343	195.7
8	**1'41.565**	21.641	30.951	23.841	25.132	195.0
9	**1'35.619**	23.218	26.595	21.681	24.125	195.5
10	**1'32.678**	21.470	25.412	21.567	24.229	200.2
11	**1'32.229**	21.461	25.309	21.476	23.983	197.5
12	**1'32.300**	21.189	25.360	21.528	24.223	199.4
13	**1'32.895**	21.547	25.475	21.715	24.158	198.4
14	**1'32.548**	21.397	25.549	21.572	24.030	198.3
15	**1'32.936**	21.294	25.682	21.833	24.127	198.4
	unfinished	21.410				197.2

7th 52 Deniz ÖNCÜ — Red Bull MotoGP Roo TUR

Runs=2 Total laps=19 Full laps=16

Lap	Lap Time	T1	T2	T3	T4	Speed
1	1'55.448	37.781	28.259	24.166	25.242	
2	**1'36.503**	23.041	26.600	22.428	24.434	202.0
3	**1'33.942**	22.131	26.013	21.732	24.066	200.5
4	**1'33.413**	21.884	26.044	21.736	23.749	201.9
5	**1'33.248**	21.767	25.738	21.214	24.529	202.1
6	**1'32.236**	21.447	25.680	21.339	23.770	203.5
7	**1'32.460**	21.896	25.652	21.289	23.623	201.3
8	**1'33.558**	21.862	25.388	21.134	25.174	200.5
9	**1'32.439**	21.865	25.414	21.333	23.827	201.0
10	**1'32.469**	21.669	25.543	21.179	24.078	200.3
11	**1'33.128**	21.747	25.788	21.648	23.945	200.0
12	**1'32.737**	21.901	25.640	21.356	23.840	199.3
13	**1'33.033**	21.795	25.785	21.456	23.997	201.7
14	**1'32.460**	21.844	25.510	21.236	23.870	200.8
15	**1'33.034**	21.844	25.647	21.673	23.870	199.8
16	1'36.988 P	21.760	25.716	21.686	27.826	200.7
17	2'50.000	1'37.679	26.409	21.747	24.165	
18	**1'33.474**	21.863	26.077	21.633	23.901	200.4
19	**1'33.074**	21.807	25.866	21.521	23.880	201.9

8th 69 Rory SKINNER — Red Bull MotoGP Roo GBR

Runs=3 Total laps=19 Full laps=14

Lap	Lap Time	T1	T2	T3	T4	Speed
1	1'56.489	39.123	27.806	24.092	25.468	
2	**1'35.585**	22.561	26.548	22.040	24.436	198.6
3	**1'33.065**	21.662	25.674	21.672	24.057	199.6
4	**1'32.434**	21.547	25.326	21.221	24.340	198.3
5	**1'32.282**	21.511	25.278	21.307	24.186	198.6
6	1'36.151 P	21.493	25.404	21.812	27.442	196.7
7	1'50.240	38.873	25.956	21.271	24.140	
8	**1'32.272**	21.573	25.248	21.242	24.209	195.6
9	**1'32.853**	21.549	25.405	21.461	24.438	195.7
10	**1'32.843**	21.509	25.582	21.490	24.262	197.3
11	**1'33.087**	21.557	25.614	21.645	24.271	196.2
12	**1'32.902**	21.514	25.539	21.578	24.271	195.4
13	1'36.474 P	21.495	25.523	22.038	27.418	196.1
14	2'33.485	1'19.632	26.458	22.675	24.720	
15	**1'33.186**	21.532	25.574	21.713	24.367	197.9
16	**1'33.257**	21.467	25.669	21.560	24.561	195.4
17	**1'33.248**	21.416	25.964	21.598	24.270	195.9
18	**1'32.795**	21.445	25.611	21.593	24.146	196.7
19	**1'33.473**	21.588	25.813	21.711	24.361	197.5

9th 20 Omar BONOLI — Red Bull MotoGP Roo ITA

Runs=2 Total laps=19 Full laps=16

Lap	Lap Time	T1	T2	T3	T4	Speed
1	1'52.693	35.604	28.726	22.775	25.588	
2	**1'35.527**	22.591	26.107	22.056	24.773	195.5
3	**1'35.218**	22.044	25.965	22.393	24.816	196.6
4	**1'34.323**	22.116	25.649	21.780	24.778	197.4
5	**1'32.476**	21.566	25.140	21.402	24.368	196.9
6	**1'32.319**	21.421	25.159	21.595	24.144	198.8
7	**1'32.511**	21.536	25.133	21.432	24.410	195.2
8	**1'34.794**	22.533	25.719	22.020	24.522	195.1
9	**1'57.252**	43.441	27.490	21.776	24.545	194.4
10	**1'33.002**	21.910	25.211	21.438	24.443	196.1
11	**1'33.081**	21.603	25.287	21.370	24.821	195.7
12	**1'33.024**	21.598	25.518	21.561	24.347	195.4
13	**1'32.994**	21.633	25.461	21.625	24.275	196.4
14	1'37.479 P	21.730	25.528	22.265	27.956	196.1
15	1'58.976	45.679	26.721	22.316	24.260	
16	**1'32.886**	21.426	25.169	21.764	24.527	196.9
17	**1'33.371**	21.629	25.622	21.661	24.459	195.4
18	**1'32.965**	21.532	25.605	21.480	24.348	195.4
19	**1'33.631**	21.456	25.415	22.197	24.563	198.4

10th 43 Steward GARCIA — Red Bull MotoGP Roo COL

Runs=3 Total laps=18 Full laps=12

Lap	Lap Time	T1	T2	T3	T4	Speed
1	1'54.125	37.113	28.175	23.324	25.513	
2	**1'34.434**	22.476	25.825	21.780	24.353	194.8
3	**1'34.807**	22.018	25.751	22.360	24.678	198.5
4	**1'34.033**	22.344	25.586	21.731	24.372	197.2
5	**1'32.926**	22.060	25.175	21.543	24.148	195.4
6	**1'32.443**	21.690	25.126	21.583	24.044	199.3
7	**1'32.422**	21.651	25.424	21.178	24.169	197.9
8	1'39.248 P	21.727	26.276	22.299	28.946	197.7
9	3'02.779	1'50.837	25.971	21.691	24.280	

Fastest Lap: Can ÖNCÜ — Red Bull MotoGP Roo TUR **1'31.153** 21.009 25.174 21.251 23.719

DORNA DATA PROCESSING ,TIMING SERVICE DORNA DATA PROCESSING TIMING SERVICE DORNA DATA PROCESSING TIMING SERVICE DORNA DATA PROCESSING TIMING SERVICE DORNA DATA PROCESSING TIMING SERVICE DORNA DATA PROCESSING TIMING SERVICE DORNA DATA PROCESSING TIMING SERVICE DORNA DATA PROCCEESSS

Lap	Lap Time		T1	T2	T3	T4	Speed
10	**1'33.494**		21.844	25.505	21.648	24.497	198.5
11	1'39.422	P	22.034	25.908	23.010	28.470	197.4
12	2'57.594		1'44.637	26.548	22.211	24.198	
13	**1'34.076**		21.884	25.912	21.856	24.424	197.5
14	**1'34.541**		21.523	26.335	21.767	24.916	200.5
15	**1'34.523**		22.091	25.950	21.628	24.854	197.7
16	**1'33.241**		21.586	25.724	21.618	24.313	201.0
17	**1'33.581**		21.651	26.093	21.507	24.330	199.7
18	1'39.456	P	21.712	26.703	22.586	28.455	199.3

11th 24 Xavier ARTIGAS

Red Bull MotoGP Roo SPA

Runs=2 Total laps=18 Full laps=15

Lap	Lap Time		T1	T2	T3	T4	Speed
1	2'00.677		38.985	29.900	25.265	26.527	
2	**1'38.989**		23.308	27.029	23.454	25.198	199.6
3	**1'35.825**		22.339	26.340	22.334	24.812	200.2
4	**1'34.584**		21.974	25.823	22.214	24.573	200.5
5	**1'34.607**		21.837	25.777	22.243	24.750	199.1
6	**1'33.924**		21.722	25.777	22.200	24.225	201.3
7	**1'33.113**		21.580	25.553	21.973	24.007	200.9
8	**1'33.077**		21.507	25.446	21.858	24.266	200.6
9	**1'35.248**		22.113	25.848	22.377	24.910	200.2
10	**1'34.484**		21.610	25.838	22.454	24.582	202.9
11	**1'33.376**		21.603	25.722	21.768	24.283	198.2
12	**1'32.550**		21.435	25.362	21.653	24.100	199.6
13	**1'33.882**		21.589	25.548	22.129	24.616	201.8
14	1'41.536	P	22.396	26.206	22.627	30.307	197.6
15	3'01.278		1'45.339	27.490	23.293	25.156	
16	**1'36.427**		22.120	26.782	22.709	24.816	198.1
17	**1'35.188**		22.011	26.344	22.359	24.474	197.5
18	**1'34.542**		21.657	26.149	22.258	24.478	199.3

12th 28 Adrian CARRASCO

Red Bull MotoGP Roo SPA

Runs=1 Total laps=20 Full laps=19

Lap	Lap Time		T1	T2	T3	T4	Speed
1	1'52.850		34.999	28.575	23.324	25.952	
2	**1'36.645**		22.878	26.874	22.047	24.846	197.1
3	**1'34.786**		22.402	26.078	21.935	24.371	197.9
4	**1'34.381**		21.913	26.353	21.802	24.313	200.5
5	**1'33.307**		21.765	25.545	21.843	24.154	201.0
6	**1'33.206**		21.571	25.635	21.784	24.216	198.9
7	**1'33.603**		21.743	25.832	21.633	24.395	199.4
8	**1'32.819**		21.801	25.560	21.397	24.061	196.5
9	**1'33.418**		21.613	25.934	21.616	24.255	198.9
10	**1'32.798**		21.615	25.312	21.657	24.214	200.6
11	**1'32.734**		21.661	25.477	21.478	24.118	198.3
12	**1'33.148**		21.858	25.466	21.587	24.237	196.1
13	**1'33.991**		21.653	25.818	22.239	24.281	199.3
14	**1'32.913**		21.608	25.518	21.547	24.240	196.1
15	**1'33.024**		21.566	25.590	21.696	24.172	197.3
16	**1'33.717**		21.744	25.710	22.022	24.241	198.4
17	**1'34.435**		22.367	26.019	21.585	24.464	197.9
18	**1'32.877**		21.413	25.379	21.825	24.260	198.0
19	**1'32.656**		21.372	25.611	21.655	24.018	202.2
20	**1'36.088**		21.358	27.711	22.523	24.496	199.1

13th 21 Victor STEEMAN

Red Bull MotoGP Roo NED

Runs=2 Total laps=19 Full laps=16

Lap	Lap Time		T1	T2	T3	T4	Speed
1	1'57.581		38.124	29.508	23.611	26.338	
2	**1'36.055**		22.603	26.525	22.191	24.736	195.1
3	**1'34.866**		22.063	25.925	22.275	24.603	199.8
4	**1'33.422**		21.692	25.687	21.912	24.131	200.3
5	**1'33.867**		21.661	25.761	21.664	24.781	198.3
6	**1'32.887**		21.623	25.373	21.658	24.233	198.7
7	**1'33.801**		22.516	25.589	21.564	24.132	198.9
8	**1'35.990**		21.848	25.551	21.798	26.793	195.9
9	**1'33.460**		21.742	25.526	21.854	24.338	195.5
10	**1'33.340**		21.604	25.564	21.683	24.489	196.1
11	**1'33.269**		21.679	25.697	21.663	24.230	196.2
12	**1'33.564**		21.690	25.732	21.811	24.331	194.4
13	**1'36.401**		22.075	27.484	22.356	24.486	196.7
14	1'47.393	P	23.574	27.905	23.360	32.554	197.2
15	1'55.572		42.777	26.292	22.058	24.445	
16	**1'34.211**		21.669	25.968	21.845	24.729	194.7
17	**1'33.850**		21.964	25.691	21.689	24.506	194.4
18	**1'33.460**		21.683	25.784	21.658	24.335	195.4
19	**1'35.717**		23.633	25.829	21.810	24.445	197.9

14th 9 Sasha DE VITS

Red Bull MotoGP Roo BEL

Runs=2 Total laps=18 Full laps=15

Lap	Lap Time		T1	T2	T3	T4	Speed
1	1'55.154		35.379	29.345	24.153	26.277	
2	**1'38.136**		23.553	26.828	22.701	25.054	199.7
3	**1'36.541**		22.743	26.662	22.346	24.790	201.9
4	**1'35.272**		22.331	26.290	22.149	24.502	199.0
5	**1'34.368**		21.871	25.871	22.000	24.626	199.1
6	**1'35.483**		21.825	26.163	22.517	24.978	199.2
7	**1'35.137**		22.389	25.986	22.173	24.589	198.8
8	**1'33.842**		21.882	25.700	21.736	24.524	198.1
9	**1'33.851**		21.966	25.652	21.849	24.384	196.3
10	**1'33.011**		21.400	25.512	21.735	24.364	200.0
11	**1'37.949**		22.917	28.765	21.926	24.341	198.2
12	**1'32.958**		21.470	25.497	21.831	24.160	199.4
13	**1'32.926**		21.399	25.495	21.694	24.338	198.9
14	1'41.567	P	21.832	26.124	22.694	30.917	199.4
15	3'17.679		2'02.376	27.127	22.646	25.530	
16	**1'35.007**		21.888	25.822	22.435	24.862	193.1
17	**1'34.054**		21.619	25.778	22.242	24.415	197.5
18	**1'33.840**		21.373	25.629	22.022	24.816	201.7

15th 83 Meikon KAWAKAMI

Red Bull MotoGP Roo BRA

Runs=2 Total laps=18 Full laps=15

Lap	Lap Time		T1	T2	T3	T4	Speed
1	1'54.455		34.872	29.399	24.093	26.091	
2	**1'38.080**		23.433	27.111	22.462	25.074	195.3
3	**1'35.783**		22.446	26.194	22.339	24.804	196.6
4	**1'34.375**		22.186	25.965	21.915	24.309	197.8
5	**1'33.542**		21.782	25.554	21.762	24.444	195.6
6	**1'32.931**		21.582	25.469	21.768	24.112	198.8
7	**1'33.170**		21.838	25.506	21.671	24.155	198.2
8	**1'32.964**		21.601	25.405	21.751	24.207	195.8
9	**1'33.408**		21.602	25.438	21.956	24.412	195.2
10	**1'34.201**		22.239	25.419	21.929	24.614	179.2
11	1'40.012	P	21.561	26.021	23.017	29.413	195.7
12	3'04.612		1'51.634	26.183	22.245	24.550	
13	**1'34.168**		21.680	25.722	22.198	24.568	194.7

Fastest Lap:	Can ÖNCÜ	Red Bull MotoGP Roo	TUR	**1'31.153**	21.009	25.174	21.251	23.719

DORNA DATA PROCESSING ,TIMING SERVICE DORNA DATA PROCESSING TIMING SERVICE DORNA DATA PROCESSING TIMING SERVICE DORNA DATA PROCESSING TIMING SERVICE DORNA DATA PROCESSING TIMING SERVICE DORNA DATA PROCESSING TIMING SERVICE DORNA DATA PROCESSING TIMING SERVICE DORNA DATA PROCCEESSS

Lap	Lap Time	T1	T2	T3	T4	Speed
14	**1'33.714**	21.390	25.674	22.147	24.503	196.6
15	**1'38.637**	22.799	27.912	23.204	24.722	194.6
16	**1'57.772**	27.939	34.571	25.391	29.871	187.9
17	**1'34.492**	21.631	25.805	22.631	24.425	196.9
18	**1'33.768**	21.446	25.709	21.732	24.881	199.7

16th 14 Matthias MEGGLE — Red Bull MotoGP Roo GER

Runs=1 Total laps=19 Full laps=18

1	1'51.404	34.821	27.765	22.943	25.875	
2	**1'36.522**	22.435	26.562	22.512	25.013	195.7
3	**1'36.021**	22.058	26.160	22.800	25.003	194.8
4	**1'34.510**	22.041	25.897	21.975	24.597	196.9
5	**1'34.071**	21.701	25.760	22.021	24.589	197.6
6	**1'33.532**	21.714	25.673	21.829	24.316	198.4
7	**1'32.983**	21.634	25.519	21.564	24.266	197.8
8	**1'33.244**	21.714	25.512	21.801	24.217	196.6
9	**1'33.415**	21.666	25.935	21.603	24.211	198.5
10	**1'33.156**	21.387	25.602	21.711	24.456	198.2
11	**1'33.208**	21.701	25.519	21.665	24.323	199.4
12	**1'33.258**	21.418	25.537	21.816	24.487	198.0
13	**1'33.174**	21.480	25.546	21.898	24.250	199.4
14	**1'33.405**	21.391	25.734	21.735	24.545	198.2
15	**1'33.816**	21.441	25.742	21.928	24.705	197.8
16	**1'33.946**	21.620	25.782	21.844	24.700	195.8
17	**1'35.162**	21.729	26.860	22.075	24.498	197.2
18	**1'33.388**	21.604	25.586	21.724	24.474	197.1
19	**1'33.915**	21.581	25.846	21.817	24.671	197.5

17th 4 Dan JONES — Red Bull MotoGP Roo GBR

Runs=2 Total laps=19 Full laps=16

1	2'00.397	39.826	29.388	25.227	25.956	
2	**1'37.993**	22.772	27.044	23.031	25.146	196.7
3	**1'35.398**	22.281	26.581	21.982	24.554	196.6
4	**1'34.226**	22.133	26.024	21.778	24.291	198.5
5	**1'33.760**	21.991	25.983	21.509	24.277	196.7
6	**1'33.351**	21.738	25.727	21.668	24.218	198.4
7	**1'35.120**	23.175	26.067	21.598	24.280	200.8
8	**1'33.655**	21.444	25.599	21.967	24.645	200.2
9	**1'33.333**	21.734	25.583	21.790	24.226	194.8
10	1'36.503 P	21.537	25.623	21.724	27.619	197.9
11	2'47.737	1'33.124	27.088	22.183	25.342	
12	**1'34.029**	22.232	25.842	21.639	24.316	196.3
13	**1'33.411**	21.742	25.691	21.621	24.357	195.2
14	**1'33.474**	21.471	25.691	21.859	24.453	201.4
15	**1'34.058**	21.456	25.911	21.925	24.766	199.1
16	**1'34.064**	21.733	25.837	21.837	24.657	198.4
17	**1'33.437**	21.673	25.743	21.681	24.340	196.9
18	**1'33.061**	21.515	25.740	21.600	24.206	197.4
19	**1'38.615**	25.107	26.214	22.235	25.059	197.5

18th 22 Peetu PAAVILAINE — Red Bull MotoGP Roo FIN

Runs=1 Total laps=19 Full laps=18

1	2'03.040	39.667	29.484	27.024	26.865	
2	**1'39.686**	23.454	27.722	23.325	25.185	197.4
3	**1'40.215**	22.931	27.070	24.268	25.946	199.0
4	**1'36.728**	22.288	26.803	22.499	25.138	198.7
5	**1'36.557**	22.337	26.593	22.291	25.336	198.4
6	**1'36.719**	22.611	26.928	22.421	24.759	199.0
7	**1'35.933**	22.061	26.312	22.201	25.359	198.0
8	**1'35.213**	22.044	26.176	22.334	24.659	196.6
9	**1'34.990**	21.922	25.810	22.356	24.902	195.1
10	**1'34.333**	21.815	25.897	22.054	24.567	196.6
11	**1'33.807**	21.539	25.777	22.034	24.457	196.6
12	**1'33.713**	21.619	25.731	21.842	24.521	197.4
13	**1'33.381**	21.476	25.621	21.902	24.382	198.6
14	**1'33.097**	21.400	25.543	21.817	24.337	198.3
15	**1'33.462**	21.486	25.652	21.765	24.559	198.3
16	**1'34.138**	21.628	25.651	21.952	24.907	196.6
17	**1'33.997**	21.443	25.642	22.100	24.812	197.3
18	**1'33.534**	21.811	25.584	21.839	24.300	200.3
19	**1'34.519**	21.377	25.703	21.877	25.562	198.7

19th 82 Loran FABER — Red Bull MotoGP Roo NED

Runs=2 Total laps=18 Full laps=15

1	2'02.417	40.609	28.898	27.124	25.786	
2	**1'38.308**	23.064	27.440	23.040	24.764	200.5
3	**1'35.055**	22.010	26.235	22.395	24.415	200.6
4	**1'34.511**	22.010	25.883	22.308	24.310	201.7
5	**1'34.024**	21.880	25.641	22.215	24.288	200.8
6	**1'33.397**	21.537	25.563	21.949	24.348	200.3
7	**1'33.261**	21.460	25.629	21.883	24.289	200.1
8	**1'33.274**	21.527	25.601	21.693	24.453	199.0
9	**1'35.361**	22.330	25.959	22.469	24.603	196.0
10	1'36.498 P	21.503	25.738	22.094	27.163	199.3
11	3'20.567	2'06.998	26.626	22.441	24.502	
12	**1'34.726**	21.816	25.948	22.386	24.576	198.8
13	**1'34.434**	21.524	26.070	22.246	24.594	199.9
14	**1'34.566**	21.710	26.049	22.123	24.684	198.2
15	**1'34.905**	21.793	25.865	21.956	25.291	196.0
16	**1'35.623**	21.782	26.039	22.923	24.879	198.5
17	**1'34.144**	21.697	25.861	22.067	24.519	199.0
18	**1'38.169**	21.407	26.092	22.311	28.359	201.0

20th 40 Sean KELLY — Red Bull MotoGP Roo USA

Runs=3 Total laps=17 Full laps=12

1	2'03.847	39.139	29.140	29.156	26.412	
2	**1'39.429**	22.949	27.741	23.329	25.410	196.5
3	**1'39.578**	22.630	27.122	24.031	25.795	198.0
4	**1'36.624**	22.076	26.563	22.814	25.171	198.0
5	1'45.873 P	22.178	29.160	24.674	29.861	195.5
6	2'42.875	1'28.193	26.790	22.744	25.148	
7	**1'35.975**	22.141	26.328	22.568	24.938	194.6
8	**1'35.621**	22.244	25.975	22.503	24.899	195.5
9	**1'34.648**	21.653	25.866	22.432	24.697	199.8
10	**1'34.525**	21.964	25.833	22.122	24.606	198.1
11	**1'34.609**	21.776	25.797	22.358	24.678	199.3
12	**1'34.898**	21.913	25.938	22.245	24.802	197.2
13	**1'35.212**	21.935	25.956	22.239	25.082	196.5
14	**1'35.005**	21.922	25.902	22.302	24.879	195.5
15	1'41.177 P	22.779	27.059	22.452	28.887	195.1
16	2'40.807	1'27.549	26.172	22.236	24.850	
17	**1'34.498**	21.698	25.939	22.119	24.742	196.9

Fastest Lap: Can ÖNCÜ Red Bull MotoGP Roo TUR **1'31.153** 21.009 25.174 21.251 23.719

DORNA DATA PROCESSING ,TIMING SERVICE DORNA DATA PROCESSING TIMING SERVICE DORNA DATA PROCESSING TIMING SERVICE DORNA DATA PROCESSING TIMING SERVICE DORNA DATA PROCESSING TIMING SERVICE DORNA DATA PROCESSING TIMING SERVICE DORNA DATA PROCESSING TIMING SERVICE DORNA DATA PROCCEESSS

Free Practice Nr. 1

RookiesCup

21st 11 Gabriele GIANNINI — Red Bull MotoGP Roo ITA

Runs=2 Total laps=18 Full laps=15

Lap	Lap Time		T1	T2	T3	T4	Speed
1	2'01.830		36.948	31.081	27.565	26.236	
2	**1'40.340**		23.456	27.590	23.664	25.630	193.8
3	**1'40.570**		23.101	27.131	24.403	25.935	192.5
4	**1'37.163**		22.682	26.779	22.614	25.088	192.3
5	**1'40.805**		22.443	28.531	24.306	25.525	195.1
6	**1'38.375**		22.562	27.337	22.902	25.574	193.5
7	**1'37.227**		23.440	26.358	22.339	25.090	191.5
8	**1'35.830**		22.439	26.286	22.346	24.759	194.6
9	**1'35.097**		22.241	25.903	22.151	24.802	195.7
10	**1'35.243**		22.190	26.074	22.290	24.689	195.6
11	**1'34.684**		22.143	25.898	22.117	24.526	194.9
12	**1'35.576**		22.148	25.980	22.341	25.107	197.1
13	**1'36.998**		22.486	27.292	22.472	24.748	190.1
14	**1'40.612**		22.196	27.638	24.459	26.319	193.8
15	1'43.424	P	25.819	25.788	22.351	29.466	193.0
16	2'36.811		1'23.675	25.832	22.560	24.744	
17	**1'34.676**		22.296	25.715	22.024	24.641	195.0
18	**1'34.576**		21.826	25.892	22.062	24.796	197.8

22nd 19 Lorenzo BARTALE — Red Bull MotoGP Roo ITA

Runs=2 Total laps=18 Full laps=15

Lap	Lap Time		T1	T2	T3	T4	Speed
1	2'03.999		37.652	31.140	28.305	26.902	
2	**1'42.465**		23.333	27.801	24.918	26.413	191.8
3	**1'41.121**		23.160	27.539	24.217	26.205	197.4
4	**1'38.476**		22.509	27.041	23.425	25.501	199.3
5	**1'37.429**		22.470	26.525	22.884	25.550	197.5
6	**1'36.376**		22.187	26.381	22.706	25.102	198.8
7	**1'36.052**		22.405	26.257	22.376	25.014	199.9
8	**1'36.028**		22.236	26.497	22.320	24.975	198.8
9	**1'35.125**		21.981	25.929	22.348	24.867	196.6
10	**1'34.794**		21.819	25.881	22.269	24.825	197.7
11	**1'35.043**		21.963	25.917	22.302	24.861	199.4
12	**1'35.740**		21.966	26.303	22.690	24.781	200.0
13	**1'35.398**		21.998	26.336	22.254	24.810	198.0
14	1'41.788	P	22.208	26.541	23.583	29.456	197.9
15	2'52.771		1'37.174	27.101	23.211	25.285	
16	**1'35.310**		21.990	26.161	22.406	24.753	197.0
17	**1'35.323**		21.887	25.900	22.675	24.861	198.0
18	**1'35.879**		22.022	26.287	22.664	24.906	201.9

23rd 36 Beatriz NEILA — Red Bull MotoGP Roo SPA

Runs=2 Total laps=10 Full laps=6

Lap	Lap Time		T1	T2	T3	T4	Speed
1	1'57.659		34.673	30.473	25.695	26.818	
2	**1'42.898**		23.569	28.351	24.737	26.241	194.7
3	1'42.819		23.133	28.045	25.138	26.503	195.5
	unfinished		22.979	27.586	24.404		199.7
4	16'16.482			33.507	28.253	28.949	
5	**1'49.965**		25.378	30.827	26.200	27.560	191.9
6	**1'46.323**		24.217	29.606	25.698	26.802	195.6
7	**1'42.169**		23.546	28.359	24.103	26.161	195.4
8	**1'42.310**		23.559	28.450	24.273	26.028	196.5
9	**1'40.382**		22.970	27.603	23.793	26.016	195.8

Fastest Lap:	Can ÖNCÜ	Red Bull MotoGP Roo	TUR	**1'31.153**	21.009	25.174	21.251	23.719

DORNA DATA PROCESSING ,TIMING SERVICE DORNA DATA PROCESSING TIMING SERVICE DORNA DATA PROCESSING TIMING SERVICE DORNA DATA PROCESSING TIMING SERVICE DORNA DATA PROCESSING TIMING SERVICE DORNA DATA PROCESSING TIMING SERVICE DORNA DATA PROCESSING TIMING SERVICE DORNA DATA PROCCEESSS

Sachsenring

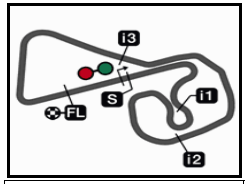

3671 m.

Results and timing service provided by TISSOT

RookiesCup

GoPro MOTORRAD GRAND PRIX DEUTSCHLAND

Free Practice Nr. 1

Best Partial Times

IT *Ideal Lap Time, sum of the best partial times* ***BT*** *Best Lap Time*

T1			T2		T3			T4	
Pos	Rider	Time	Rider	Time	Rider	Time	Rider	Time
1	R.YAMANAKA	20.923	C.ÖNCÜ	24.942	D.ÖNCÜ	21.134	D.ÖNCÜ	23.623
2	**C.ÖNCÜ**	**21.009**	**K.ORGIS**	**24.951**	**K.MASAKI**	**21.154**	**C.ÖNCÜ**	**23.719**
3	A.VIU	21.028	A.VIU	25.038	C.ÖNCÜ	21.170	K.MASAKI	23.784
4	**K.ORGIS**	**21.087**	**S.GARCIA**	**25.126**	**S.GARCIA**	**21.178**	**A.VIU**	**23.892**
5	W.SOPPE	21.189	O.BONOLI	25.133	R.SKINNER	21.221	W.SOPPE	23.983
6	**A.CARRASCO**	**21.358**	**R.SKINNER**	**25.248**	**A.VIU**	**21.256**	**X.ARTIGAS**	**24.007**
7	K.MASAKI	21.361	R.YAMANAKA	25.262	R.YAMANAKA	21.294	A.CARRASCO	24.018
8	**S.DE VITS**	**21.373**	**W.SOPPE**	**25.309**	**O.BONOLI**	**21.370**	**S.GARCIA**	**24.044**
9	P.PAAVILAINEN	21.377	A.CARRASCO	25.312	A.CARRASCO	21.397	K.ORGIS	24.047
10	**M.MEGGLE**	**21.387**	**K.MASAKI**	**25.353**	**K.ORGIS**	**21.444**	**R.YAMANAKA**	**24.051**
11	M.KAWAKAMI	21.390	X.ARTIGAS	25.362	W.SOPPE	21.476	R.SKINNER	24.057
12	**L.FABER**	**21.407**	**V.STEEMAN**	**25.373**	**D.JONES**	**21.509**	**M.KAWAKAMI**	**24.112**
13	R.SKINNER	21.416	D.ÖNCÜ	25.388	M.MEGGLE	21.564	V.STEEMAN	24.131
14	**O.BONOLI**	**21.421**	**M.KAWAKAMI**	**25.405**	**V.STEEMAN**	**21.564**	**O.BONOLI**	**24.144**
15	X.ARTIGAS	21.435	S.DE VITS	25.495	X.ARTIGAS	21.653	S.DE VITS	24.160
16	**D.JONES**	**21.444**	**M.MEGGLE**	**25.512**	**M.KAWAKAMI**	**21.671**	**D.JONES**	**24.206**
17	D.ÖNCÜ	21.447	P.PAAVILAINEN	25.543	L.FABER	21.693	M.MEGGLE	24.211
18	**S.GARCIA**	**21.523**	**L.FABER**	**25.563**	**S.DE VITS**	**21.694**	**L.FABER**	**24.288**
19	V.STEEMAN	21.604	D.JONES	25.583	P.PAAVILAINEN	21.765	P.PAAVILAINEN	24.300
20	**S.KELLY**	**21.653**	**G.GIANNINI**	**25.715**	**G.GIANNINI**	**22.024**	**G.GIANNINI**	**24.526**
21	L.BARTALESI	21.819	S.KELLY	25.797	S.KELLY	22.119	S.KELLY	24.606
22	**G.GIANNINI**	**21.826**	**L.BARTALESI**	**25.881**	**L.BARTALESI**	**22.254**	**L.BARTALESI**	**24.753**
23	B.NEILA	22.970	B.NEILA	27.586	B.NEILA	23.793	B.NEILA	26.016

Pos	Rider	IT	BT	
1	**C.ÖNCÜ**	1'30.840	1'31.153	(1)
2	**A.VIU**	1'31.214	1'31.462	(2)
3	**K.ORGIS**	1'31.529	1'31.979	(3)
4	**R.YAMANAKA**	1'31.530	1'32.070	(4)
5	**D.ÖNCÜ**	1'31.592	1'32.236	(7)
6	**K.MASAKI**	1'31.652	1'32.099	(5)
7	**S.GARCIA**	1'31.871	1'32.422	(10)
8	**R.SKINNER**	1'31.942	1'32.272	(8)
9	**W.SOPPE**	1'31.957	1'32.229	(6)
10	**O.BONOLI**	1'32.068	1'32.319	(9)
11	**A.CARRASCO**	1'32.085	1'32.656	(12)
12	**X.ARTIGAS**	1'32.457	1'32.550	(11)
13	**M.KAWAKAMI**	1'32.578	1'32.931	(15)
14	**V.STEEMAN**	1'32.672	1'32.887	(13)
15	**M.MEGGLE**	1'32.674	1'32.983	(16)
16	**S.DE VITS**	1'32.722	1'32.926	(14)
17	**D.JONES**	1'32.742	1'33.061	(17)
18	**L.FABER**	1'32.951	1'33.261	(19)
19	**P.PAAVILAINE**	1'32.985	1'33.097	(18)
20	**G.GIANNINI**	1'34.091	1'34.576	(21)
21	**S.KELLY**	1'34.175	1'34.498	(20)
22	**L.BARTALESI**	1'34.707	1'34.794	(22)
23	**B.NEILA**	1'40.365	1'40.382	(23)

DORNA DATA PROCESSING .TIMING SERVICE DORNA DATA PROCESSING TIMING SERVICE DORNA DATA PROCESSING TIMING SERVICE DORNA DATA PROCESSING TIMING SERVICE DORNA DATA PROCESSING TIMING SERVICE DORNA DATA PROCESSING TIMING SERVICE DORNA DATA PROCESSING TIMING SERVICE DORNA DATA PROCCEESSS

Sachsenring

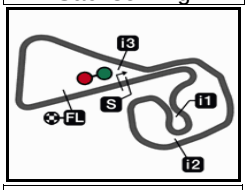

3671 m.

Results and timing service provided by TISSOT

RookiesCup

GoPro MOTORRAD GRAND PRIX DEUTSCHLAND

Free Practice Nr. 1

Fastest Laps Sequence

Practice Time	Rider	Nation	Motorcycle	Time	Km/h	Rider's Lap
3'19.956	44 **Kevin ORGIS**	GER	KTM	**1'34.289**	140.1	2
3'20.001	65 **Can ÖNCÜ**	TUR	KTM	**1'32.412**	143.0	2
6'24.393	65 **Can ÖNCÜ**	TUR	KTM	**1'31.758**	144.0	4
9'27.628	65 **Can ÖNCÜ**	TUR	KTM	**1'31.153**	144.9	6

DORNA DATA PROCESSING _TIMING SERVICE DORNA DATA PROCESSING TIMING SERVICE DORNA DATA PROCESSING TIMING SERVICE DORNA DATA PROCESSING TIMING SERVICE DORNA DATA PROCESSING TIMING SERVICE DORNA DATA PROCESSING TIMING SERVICE DORNA DATA PROCESSING TIMING SERVICE DORNA DATA PROCESSING TIMING SERVICE DORNA DATA PROCCEESSS

Sachsenring, Friday, June 30, 2017