Sachsenring

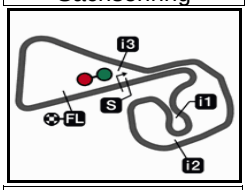

3671 m.

Results and timing service provided by TISSOT

RookiesCup

GoPro MOTORRAD GRAND PRIX DEUTSCHLAND

Free Practice Nr. 2

Classification

9

		Rider	Nation	Team	Motorcycle	Time	Lap	Total	Gap		Top Speed
1	81	**Aleix VIU**	SPA	Red Bull MotoGP Rookies Cup	KTM	**1'30.256**	12	20			**199.4**
2	65	**Can ÖNCÜ**	TUR	Red Bull MotoGP Rookies Cup	KTM	**1'30.263**	6	18	0.007	0.007	**201.9**
3	39	**Kazuki MASAKI**	JPN	Red Bull MotoGP Rookies Cup	KTM	**1'30.332**	3	18	0.076	0.069	**200.2**
4	6	**Ryusei YAMANAKA**	JPN	Red Bull MotoGP Rookies Cup	KTM	**1'30.647**	5	19	0.391	0.315	**204.3**
5	52	**Deniz ÖNCÜ**	TUR	Red Bull MotoGP Rookies Cup	KTM	**1'30.937**	13	19	0.681	0.290	**206.2**
6	44	**Kevin ORGIS**	GER	Red Bull MotoGP Rookies Cup	KTM	**1'30.951**	12	20	0.695	0.014	**203.8**
7	20	**Omar BONOLI**	ITA	Red Bull MotoGP Rookies Cup	KTM	**1'31.024**	10	19	0.768	0.073	**201.5**
8	13	**Walid SOPPE**	NED	Red Bull MotoGP Rookies Cup	KTM	**1'31.055**	10	20	0.799	0.031	**202.7**
9	21	**Victor STEEMAN**	NED	Red Bull MotoGP Rookies Cup	KTM	**1'31.082**	8	20	0.826	0.027	**202.5**
10	69	**Rory SKINNER**	GBR	Red Bull MotoGP Rookies Cup	KTM	**1'31.248**	5	17	0.992	0.166	**197.5**
11	28	**Adrian CARRASCO**	SPA	Red Bull MotoGP Rookies Cup	KTM	**1'31.277**	12	20	1.021	0.029	**201.7**
12	14	**Matthias MEGGLE**	GER	Red Bull MotoGP Rookies Cup	KTM	**1'31.571**	9	18	1.315	0.294	**203.0**
13	43	**Steward GARCIA**	COL	Red Bull MotoGP Rookies Cup	KTM	**1'31.652**	4	19	1.396	0.081	**202.2**
14	83	**Meikon KAWAKAMI**	BRA	Red Bull MotoGP Rookies Cup	KTM	**1'31.697**	4	19	1.441	0.045	**200.6**
15	82	**Loran FABER**	NED	Red Bull MotoGP Rookies Cup	KTM	**1'31.732**	8	18	1.476	0.035	**203.0**
16	22	**Peetu PAAVILAINEN**	FIN	Red Bull MotoGP Rookies Cup	KTM	**1'31.760**	12	20	1.504	0.028	**202.4**
17	4	**Dan JONES**	GBR	Red Bull MotoGP Rookies Cup	KTM	**1'31.891**	15	19	1.635	0.131	**202.0**
18	9	**Sasha DE VITS**	BEL	Red Bull MotoGP Rookies Cup	KTM	**1'31.964**	7	18	1.708	0.073	**203.6**
19	24	**Xavier ARTIGAS**	SPA	Red Bull MotoGP Rookies Cup	KTM	**1'32.145**	6	18	1.889	0.181	**201.9**
20	11	**Gabriele GIANNINI**	ITA	Red Bull MotoGP Rookies Cup	KTM	**1'32.545**	9	19	2.289	0.400	**199.5**
21	40	**Sean KELLY**	USA	Red Bull MotoGP Rookies Cup	KTM	**1'32.901**	13	18	2.645	0.356	**201.1**
22	19	**Lorenzo BARTALESI**	ITA	Red Bull MotoGP Rookies Cup	KTM	**1'33.077**	11	19	2.821	0.176	**202.8**
23	36	**Beatriz NEILA**	SPA	Red Bull MotoGP Rookies Cup	KTM	**1'35.485**	13	17	5.229	2.408	**201.4**

Practice condition: **Dry**
Air: 21°
Humidity: 46%
Ground: 27°

Fastest Lap:	Lap: 12	**Aleix VIU**	**1'30.256**	146.4 Km/h
Circuit Record Lap:	2014	**Manuel PAGLIANI**	**1'29.134**	148.2 Km/h
Circuit Best Lap:	2014	**Manuel PAGLIANI**	**1'29.134**	148.2 Km/h

The results are provisional until the end of the limit for protest and appeals.

Time limit for protest expires 30' after publication of the results - ..... Time: .....

DORNA DATA PROCESSING .TIMING SERVICE DORNA DATA PROCESSING TIMING SERVICE DORNA DATA PROCESSING TIMING SERVICE DORNA DATA PROCESSING TIMING SERVICE DORNA DATA PROCESSING TIMING SERVICE DORNA DATA PROCESSING TIMING SERVICE DORNA DATA PROCCEESSS

Sachsenring, Friday, June 30, 2017

Sachsenring

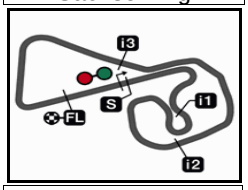

3671 m.

Results and timing service provided by TISSOT

RookiesCup

GoPro MOTORRAD GRAND PRIX DEUTSCHLAND

Free Practice Nr. 2

Top Speed & Average

4

	Rider	Nation	Motorcycle	Top 5 speeds					Average	Top
52	**Deniz ÖNCÜ**	**TUR**	KTM	206.2	205.0	204.6	204.0	203.7	204.7	**206.2**
6	**Ryusei YAMANAKA**	**JPN**	KTM	204.3	202.8	202.5	201.4	201.4	202.5	**204.3**
44	**Kevin ORGIS**	**GER**	KTM	203.8	202.2	201.9	201.9	201.8	202.3	**203.8**
9	**Sasha DE VITS**	**BEL**	KTM	203.6	203.1	201.5	201.4	201.4	202.2	**203.6**
82	**Loran FABER**	**NED**	KTM	203.0	202.0	201.9	201.1	200.6	201.7	**203.0**
14	**Matthias MEGGLE**	**GER**	KTM	203.0	200.7	200.7	200.7	200.5	201.0	**203.0**
19	**Lorenzo BARTALESI**	**ITA**	KTM	202.8	201.9	201.3	201.2	200.8	201.6	**202.8**
13	**Walid SOPPE**	**NED**	KTM	202.7	200.3	199.7	199.4	199.0	200.0	**202.7**
21	**Victor STEEMAN**	**NED**	KTM	202.5	201.2	201.1	200.7	200.3	201.2	**202.5**
22	**Peetu PAAVILAINEN**	**FIN**	KTM	202.4	200.9	200.4	200.3	199.1	200.4	**202.4**
43	**Steward GARCIA**	**COL**	KTM	202.2	202.0	201.9	201.9	201.9	202.0	**202.2**
4	**Dan JONES**	**GBR**	KTM	202.0	199.7	199.4	199.4	198.7	199.8	**202.0**
24	**Xavier ARTIGAS**	**SPA**	KTM	201.9	201.8	201.4	201.2	201.0	201.5	**201.9**
65	**Can ÖNCÜ**	**TUR**	KTM	201.9	201.3	200.1	199.8	199.5	200.4	**201.9**
28	**Adrian CARRASCO**	**SPA**	KTM	201.7	200.8	200.1	200.1	199.1	200.4	**201.7**
20	**Omar BONOLI**	**ITA**	KTM	201.5	201.4	200.8	199.3	199.1	200.2	**201.5**
36	**Beatriz NEILA**	**SPA**	KTM	201.4	200.3	200.2	200.2	200.1	200.4	**201.4**
40	**Sean KELLY**	**USA**	KTM	201.1	199.4	199.0	197.7	197.7	199.0	**201.1**
83	**Meikon KAWAKAMI**	**BRA**	KTM	200.6	200.0	199.5	199.3	199.2	199.7	**200.6**
39	**Kazuki MASAKI**	**JPN**	KTM	200.2	200.2	200.0	199.7	199.2	199.9	**200.2**
11	**Gabriele GIANNINI**	**ITA**	KTM	199.5	196.1	195.6	195.3	195.1	196.3	**199.5**
81	**Aleix VIU**	**SPA**	KTM	199.4	199.2	198.9	198.7	198.6	199.0	**199.4**
69	**Rory SKINNER**	**GBR**	KTM	197.5	197.5	197.5	197.1	197.0	197.3	**197.5**

DORNA DATA PROCESSING ,TIMING SERVICE DORNA DATA PROCESSING TIMING SERVICE DORNA DATA PROCESSING TIMING SERVICE DORNA DATA PROCESSING TIMING SERVICE DORNA DATA PROCESSING TIMING SERVICE DORNA DATA PROCESSING TIMING SERVICE DORNA DATA PROCESSING TIMING SERVICE DORNA DATA PROCCEESSS

Sachsenring

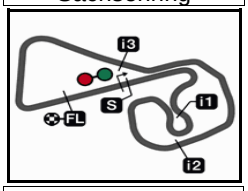

3671 m.

Results and timing service provided by TISSOT

RookiesCup

GoPro MOTORRAD GRAND PRIX DEUTSCHLAND

Free Practice Nr. 2

Chronological Analysis of Performances

5

** Lap / Sector time cancelled* — *T1 Time from finish line to 1st intermediate* — *T3 Time from 2nd intermed. to 3rd intermed.*

P Crossing the finish line in pit lane — *T2 Time from 1st intermed. to 2nd intermed.* — *T4 Time from 3rd intermediate to finish line*

1st 81 Aleix VIU — Red Bull MotoGP Roo SPA

Runs=3 Total laps=20 Full laps=15

Lap	Lap Time		T1	T2	T3	T4	Speed
1	1'46.541		31.734	27.671	22.584	24.552	
2	**1'31.736**		21.412	25.354	21.205	23.765	196.7
3	1'35.239	P	21.064	24.779	21.454	27.942	198.2
4	1'49.307		38.459	25.271	21.387	24.190	
5	**1'31.358**		21.088	25.334	21.181	23.755	197.7
6	**1'31.059**		21.081	25.318	21.023	23.637	199.4
7	**1'30.774**		21.039	24.929	21.043	23.763	197.6
8	**1'30.717**		20.980	24.864	21.142	23.731	196.7
9	**1'30.354**		20.996	24.721	21.004	23.633	196.3
10	**1'30.969**		20.851	24.605	21.322	24.191	198.6
11	**1'30.640**		20.925	24.815	21.153	23.747	198.9
12	**1'30.256**		20.791	24.730	21.022	23.713	198.7
13	**1'30.373**		20.868	24.787	20.998	23.720	197.8
14	**1'30.618**		20.829	24.755	21.136	23.898	199.2
15	**1'37.543**		24.401	26.450	22.391	24.301	191.2
16	1'35.369	P	20.945	25.033	21.300	28.091	198.2
17	1'50.462		39.319	25.598	21.441	24.104	
18	**1'31.272**		21.137	25.009	21.290	23.836	196.9
19	**1'31.129**		21.082	24.919	21.278	23.850	196.6
20	**1'34.164**		21.078	26.349	22.110	24.627	197.1

2nd 65 Can ÖNCÜ — Red Bull MotoGP Roo TUR

Runs=3 Total laps=18 Full laps=13

Lap	Lap Time		T1	T2	T3	T4	Speed
1	1'39.621		28.879	25.433	21.383	23.926	
2	**1'30.740**		21.017	24.979	21.097	23.647	199.8
3	**1'30.555**		21.157	24.764	21.071	23.563	197.3
4	1'38.126	P	20.946	26.707	21.494	28.979	199.2
5	2'33.150		1'22.929	25.156	21.406	23.659	
6	**1'30.263**		21.098	24.696	20.862	23.607	198.4
7	**1'30.859**		21.158	24.815	21.061	23.825	196.8
8	**1'31.334**		21.138	24.990	21.362	23.844	196.5
9	**1'31.165**		21.137	25.113	21.232	23.683	197.5
10	**1'34.279**		24.023	25.336	21.155	23.765	199.5
11	1'37.307	P	21.473	25.296	21.564	28.974	199.5
12	3'58.943		2'47.186	25.935	21.521	24.301	
13	**1'33.845**		22.118	25.407	21.737	24.583	197.9
14	**1'30.735**		21.004	24.948	21.016	23.767	199.3
15	**1'32.416**		22.520	24.846	20.862	24.188	200.1
16	**1'31.021**		21.002	25.011	21.021	23.987	201.3
17	**1'30.924**		21.145	24.825	21.245	23.709	196.6
18	**1'31.623**		21.165	24.918	21.248	24.292	201.9

3rd 39 Kazuki MASAKI — Red Bull MotoGP Roo JPN

Runs=3 Total laps=18 Full laps=13

Lap	Lap Time		T1	T2	T3	T4	Speed
1	1'40.272		29.176	25.828	21.400	23.868	
2	**1'30.830**		21.367	25.010	20.797	23.656	200.2
3	**1'30.332**		21.312	24.818	20.727	23.475	198.6
4	**1'34.485**		21.305	26.480	21.373	25.327	199.7
5	**1'31.805**		21.651	25.079	21.135	23.940	198.5
6	**1'31.394**		21.442	25.019	21.137	23.796	199.2
7	**1'31.257**		21.401	24.964	21.104	23.788	198.7
8	**1'31.793**		21.348	25.004	21.348	24.093	197.9
9	**1'38.459**		23.935	29.875	20.985	23.664	197.1
10	**1'30.336**		21.229	24.937	20.756	23.414	200.0
11	**1'31.627**		21.588	25.314	21.027	23.698	200.2
12	1'40.381	P	21.753	26.011	21.825	30.792	196.4
13	2'54.940		1'43.896	25.412	21.337	24.295	
14	1'36.345	P	21.598	25.146	21.508	28.093	197.8
15	2'58.191		1'43.070	29.199	21.437	24.485	
16	**1'32.991**		21.659	25.439	21.493	24.400	198.7
17	**1'32.791**		21.798	25.420	21.294	24.279	194.6
18	**1'34.404**		22.308	25.503	21.857	24.736	197.5

4th 6 Ryusei YAMANAKA — Red Bull MotoGP Roo JPN

Runs=2 Total laps=19 Full laps=16

Lap	Lap Time		T1	T2	T3	T4	Speed
1	1'48.239		33.723	27.259	23.026	24.231	
2	**1'32.282**		21.546	25.219	21.466	24.051	199.8
3	**1'31.504**		21.221	25.107	21.166	24.010	199.8
4	**1'31.047**		21.087	24.856	21.022	24.082	200.4
5	**1'30.647**		21.032	25.116	20.943	23.556	204.3
6	**1'33.379**		21.200	26.572	21.372	24.235	200.6
7	**1'30.750**		21.055	24.734	21.171	23.790	201.4
8	**1'30.975**		21.091	24.930	21.115	23.839	198.1
9	**1'31.325**		21.513	24.919	21.140	23.753	196.4
10	**1'30.937**		21.113	25.024	21.153	23.647	198.8
11	**1'32.336**		21.333	25.361	21.610	24.032	202.8
12	**1'33.962**		21.265	25.365	22.000	25.332	199.5
13	**1'31.782**		21.089	25.375	21.341	23.977	201.4
14	**1'31.494**		21.365	25.072	21.168	23.889	202.5
15	1'41.329	P	21.129	24.996	21.892	33.312	199.7
16	3'23.581		2'11.862	25.515	21.757	24.447	
17	**1'32.271**		21.185	25.364	21.675	24.047	199.7
18	**1'32.141**		21.253	25.287	21.493	24.108	198.5
19	**1'32.165**		21.243	25.315	21.572	24.035	198.0

5th 52 Deniz ÖNCÜ — Red Bull MotoGP Roo TUR

Runs=2 Total laps=19 Full laps=16

Lap	Lap Time		T1	T2	T3	T4	Speed
1	1'46.906		32.179	27.348	22.748	24.631	
2	**1'32.161**		21.794	25.408	20.969	23.990	204.0
3	**1'31.614**		21.368	25.098	20.767	24.381	205.0

Fastest Lap: Aleix VIU — Red Bull MotoGP Roo SPA — **1'30.256** — 20.791 — 24.730 — 21.022 — 23.713

DORNA DATA PROCESSING ,TIMING SERVICE DORNA DATA PROCESSING TIMING SERVICE DORNA DATA PROCESSING TIMING SERVICE DORNA DATA PROCESSING TIMING SERVICE DORNA DATA PROCESSING TIMING SERVICE DORNA DATA PROCESSING TIMING SERVICE DORNA DATA PROCESSING TIMING SERVICE DORNA DATA PROCCEESSS

Lap	Lap Time	T1	T2	T3	T4	Speed
4	1'31.122	21.368	25.307	20.968	23.479	204.6
5	1'31.344	21.273	25.194	21.073	23.804	206.2
6	1'31.651	21.345	25.514	21.124	23.668	202.1
7	1'31.445	21.531	25.202	21.178	23.534	201.5
8	1'31.594	21.518	25.238	21.086	23.752	200.2
9	1'31.625	21.534	25.410	21.122	23.559	201.3
10	1'30.975	21.320	25.125	20.976	23.554	202.2
11	1'31.481	21.654	25.214	21.042	23.571	202.2
12	1'31.343	21.417	25.202	21.050	23.674	202.2
13	1'30.937	21.327	25.103	20.971	23.536	202.6
14	1'34.922 P	21.393	25.375	21.170	26.984	203.3
15	2'37.945	1'27.292	25.844	21.172	23.637	
16	1'31.657	21.576	25.358	21.007	23.716	203.7
17	1'31.406	21.570	25.245	21.038	23.553	200.1
18	1'31.263	21.466	25.233	21.000	23.564	200.7
19	1'31.457	21.372	25.130	21.115	23.840	202.3

6th 44 Kevin ORGIS

Red Bull MotoGP Roo GER

Runs=1 Total laps=20 Full laps=19

Lap	Lap Time	T1	T2	T3	T4	Speed
1	2'10.185	56.720	26.460	22.187	24.818	
2	1'32.907	21.526	25.446	21.652	24.283	200.7
3	1'31.437	21.277	24.889	21.280	23.991	199.7
4	1'31.342	21.232	24.929	21.268	23.913	202.2
5	1'32.673	21.280	25.187	21.664	24.542	201.9
6	1'33.544	21.063	26.300	22.136	24.045	203.8
7	1'33.107	21.362	25.953	21.664	24.128	200.1
8	1'32.149	21.453	25.204	21.430	24.062	198.5
9	1'31.062	21.163	24.832	21.148	23.919	200.1
10	1'32.702	21.323	25.783	21.688	23.908	201.8
11	1'31.074	21.066	24.900	21.228	23.880	200.5
12	1'30.951	21.016	24.859	21.170	23.906	200.8
13	1'31.862	21.255	25.086	21.443	24.078	197.8
14	1'31.549	21.115	25.012	21.289	24.133	201.4
15	1'32.114	21.306	25.346	21.401	24.061	201.9
16	1'32.016	21.176	25.184	21.410	24.246	200.2
17	1'32.614	21.339	25.292	21.630	24.353	198.3
18	1'32.007	21.362	25.296	21.306	24.043	200.3
19	1'32.464	21.289	25.209	21.594	24.372	200.0
20	1'32.996	21.163	25.392	21.971	24.470	200.1

7th 20 Omar BONOLI

Red Bull MotoGP Roo ITA

Runs=2 Total laps=19 Full laps=16

Lap	Lap Time	T1	T2	T3	T4	Speed
1	1'46.787	31.899	27.748	22.439	24.701	
2	1'31.735	21.524	25.142	21.122	23.947	201.4
3	1'31.210	21.189	24.709	21.231	24.081	197.8
4	1'31.518	21.392	24.922	21.322	23.882	198.6
5	1'31.796	21.593	25.127	21.033	24.043	196.9
6	1'34.874	21.738	26.674	21.976	24.486	199.1
7	1'32.267	21.567	25.481	21.249	23.970	199.1
8	1'31.579	21.257	25.020	21.476	23.826	198.4
9	1'31.052	21.290	24.730	21.066	23.966	196.6
10	1'31.024	21.223	24.998	20.973	23.830	199.3
11	1'31.304	21.341	24.940	21.068	23.955	200.8
12	1'31.127	21.272	25.080	20.888	23.887	201.5
13	1'32.495	21.893	25.146	21.367	24.089	193.9
14	1'32.119	21.527	25.070	21.314	24.208	198.2
15	1'32.278	21.478	25.087	21.303	24.410	196.4
16	1'40.402 P	21.788	26.861	21.701	30.052	193.5
17	2'28.920	1'18.007	25.425	21.366	24.122	
18	1'32.902	21.675	25.257	21.796	24.174	197.5
19	1'32.421	21.370	25.345	21.520	24.186	196.2

8th 13 Walid SOPPE

Red Bull MotoGP Roo NED

Runs=1 Total laps=20 Full laps=19

Lap	Lap Time	T1	T2	T3	T4	Speed
1	1'43.669	30.994	26.237	22.040	24.398	
2	1'32.890	21.588	25.527	21.548	24.227	199.0
3	1'32.672	21.507	25.265	21.587	24.313	196.1
4	1'32.139	21.415	25.225	21.403	24.096	196.7
5	1'31.476	21.204	24.943	21.315	24.014	199.4
6	1'35.224	21.323	27.713	21.971	24.217	197.7
7	1'31.528	21.202	25.048	21.330	23.948	202.7
8	1'31.739	21.194	24.976	21.651	23.918	197.2
9	1'31.320	21.210	24.968	21.246	23.896	196.3
10	1'31.055	21.088	24.903	21.202	23.862	197.8
11	1'31.205	21.216	24.904	21.260	23.825	197.9
12	1'31.231	21.108	24.988	21.287	23.848	199.7
13	1'39.143	23.196	27.575	21.839	26.533	200.3
14	1'35.493	21.875	26.064	22.750	24.804	198.4
15	1'35.027	23.091	25.229	22.246	24.461	199.0
16	1'31.894	21.290	25.106	21.428	24.070	196.5
17	1'32.431	21.516	25.252	21.473	24.190	197.2
18	1'38.976	24.824	27.838	21.791	24.523	195.4
19	1'32.858	21.391	25.386	21.789	24.292	195.9
20	1'31.850	21.243	25.140	21.419	24.048	198.0

9th 21 Victor STEEMAN

Red Bull MotoGP Roo NED

Runs=1 Total laps=20 Full laps=19

Lap	Lap Time	T1	T2	T3	T4	Speed
1	1'49.221	34.120	27.715	22.797	24.589	
2	1'32.549	21.565	25.549	21.289	24.146	198.1
3	1'31.611	21.579	25.137	21.021	23.874	197.5
4	1'31.881	21.272	25.328	21.489	23.792	201.2
5	1'31.176	21.248	25.045	21.159	23.724	197.8
6	1'31.960	21.420	24.955	21.278	24.307	198.2
7	1'32.473	21.433	25.572	21.596	23.872	201.1
8	1'31.082	21.248	24.913	21.154	23.767	198.2
9	1'31.200	21.392	25.091	21.042	23.675	199.5
10	1'31.110	21.287	25.105	21.056	23.662	200.3
11	1'31.084	21.188	24.999	21.011	23.886	200.7
12	1'32.359	21.350	25.228	21.147	24.634	202.5
13	1'32.262	21.433	25.526	21.321	23.982	199.9
14	1'32.376	21.378	25.478	21.372	24.148	198.1
15	1'41.095	23.202	27.778	23.551	26.564	187.9
16	1'36.583	25.250	25.651	21.433	24.249	195.0
17	1'33.160	22.506	25.508	21.193	23.953	195.6
18	1'36.016	22.368	27.416	21.741	24.491	198.3
19	1'32.961	21.618	25.318	21.660	24.365	195.7
20	1'33.007	21.576	25.617	21.587	24.227	199.7

10th 69 Rory SKINNER

Red Bull MotoGP Roo GBR

Runs=3 Total laps=17 Full laps=11

Lap	Lap Time	T1	T2	T3	T4	Speed
1	2'32.949	1'19.603	27.119	22.005	24.222	
2	1'32.522	21.503	25.676	21.351	23.992	196.1

Fastest Lap: Aleix VIU Red Bull MotoGP Roo SPA **1'30.256** 20.791 24.730 21.022 23.713

DORNA DATA PROCESSING ,TIMING SERVICE DORNA DATA PROCESSING TIMING SERVICE DORNA DATA PROCESSING TIMING SERVICE DORNA DATA PROCESSING TIMING SERVICE DORNA DATA PROCESSING TIMING SERVICE DORNA DATA PROCESSING TIMING SERVICE DORNA DATA PROCESSING TIMING SERVICE DORNA DATA PROCCEESSS

Lap	Lap Time	T1	T2	T3	T4	Speed
3	1'32.045	21.291	25.322	21.168	24.264	197.0
4	1'31.837	21.381	25.350	21.265	23.841	197.1
5	1'31.248	21.177	25.058	21.083	23.930	197.5
6	1'31.294	21.277	24.876	21.112	24.029	196.8
7	1'31.520	21.212	24.976	21.437	23.895	196.2
8	1'32.267	21.303	25.592	21.372	24.000	195.3
9	1'37.252 P	22.086	25.866	21.994	27.306	195.6
10	4'45.978	3'33.044	26.841	21.847	24.246	
11	1'32.719	21.458	25.638	21.455	24.168	197.5
12	1'35.256 P	21.325	25.595	21.687	26.649	197.5
13	2'29.357	1'17.071	26.150	21.674	24.462	
14	1'32.089	21.372	25.163	21.402	24.152	195.4
15	1'32.405	21.290	25.608	21.435	24.072	196.9
16	1'32.209	21.280	25.359	21.464	24.106	196.2
17	1'39.563 P	22.264	27.846	22.080	27.373	195.6

11th 28 Adrian CARRASCO Red Bull MotoGP Roo SPA

Runs=1 Total laps=20 Full laps=19

1	1'47.580	32.243	28.582	22.355	24.400	
2	1'51.993	32.996	27.102	26.735	25.160	200.8
3	1'33.437	22.019	25.721	21.571	24.126	196.6
4	1'32.366	21.558	25.416	21.449	23.943	199.0
5	1'31.908	21.459	25.305	21.322	23.822	199.1
6	1'31.698	21.328	25.195	21.241	23.934	200.1
7	1'31.482	21.298	25.101	21.242	23.841	198.2
8	1'32.377	21.607	25.336	21.420	24.014	198.0
9	1'31.562	21.173	25.160	21.257	23.972	198.6
10	1'31.484	21.378	25.028	21.277	23.801	197.8
11	1'31.389	21.214	25.188	21.239	23.748	198.5
12	1'31.277	21.097	25.159	21.221	23.800	200.1
13	1'32.069	21.247	25.387	21.483	23.952	198.6
14	1'31.753	21.135	25.204	21.412	24.002	198.8
15	1'32.361	21.391	25.390	21.449	24.131	195.1
16	1'32.329	21.266	25.480	21.456	24.127	198.2
17	1'32.746	21.328	25.484	21.396	24.538	196.6
18	1'33.230	21.343	25.557	21.806	24.524	196.5
19	1'32.435	21.429	25.496	21.491	24.019	197.0
20	1'31.831	21.132	25.366	21.274	24.059	201.7

12th 14 Matthias MEGGLE Red Bull MotoGP Roo GER

Runs=2 Total laps=18 Full laps=15

1	1'46.688	32.069	26.923	22.906	24.790	
2	1'32.362	21.462	25.453	21.285	24.162	200.5
3	1'32.146	21.640	25.126	21.212	24.168	200.5
4	1'31.670	21.291	25.124	21.154	24.101	200.7
5	1'32.032	21.501	25.077	21.377	24.077	200.7
6	1'33.317	21.324	25.776	21.966	24.251	200.7
7	1'33.176	21.396	25.685	21.592	24.503	203.0
8	1'31.595	21.273	24.917	21.318	24.087	198.8
9	1'31.571	21.246	24.894	21.336	24.095	196.5
10	1'32.461	21.362	25.285	21.492	24.322	198.2
11	1'33.362	21.440	25.345	21.908	24.669	197.3
12	1'37.134 P	21.486	25.301	21.895	28.452	198.2
13	3'55.318	2'32.130	29.225	26.461	27.502	
14	1'33.919	21.848	25.524	21.959	24.588	194.3
15	1'32.834	21.616	25.310	21.586	24.322	196.6
16	1'32.766	21.399	25.210	21.661	24.496	195.9
17	1'33.229	21.587	25.404	21.775	24.463	195.4
18	1'32.480	21.390	25.234	21.671	24.185	200.1

13th 43 Steward GARCIA Red Bull MotoGP Roo COL

Runs=4 Total laps=19 Full laps=12

1	1'46.842	32.500	28.075	21.713	24.554	
2	1'32.043	21.700	25.237	21.192	23.914	202.2
3	1'32.411	22.008	25.306	21.083	24.014	199.1
4	1'31.652	21.407	24.978	21.202	24.065	201.9
5	1'31.698	21.553	25.076	21.300	23.769	202.0
6	1'32.203	21.285	25.682	21.345	23.891	200.0
7	1'37.231 P	21.488	26.845	21.545	27.353	196.5
8	2'34.011	1'22.013	26.261	21.639	24.098	
9	1'36.566 P	21.439	25.503	21.770	27.854	195.9
10	1'48.875	38.298	25.153	21.439	23.985	
11	1'32.240	21.367	25.336	21.628	23.909	201.6
12	1'31.779	21.135	25.320	21.250	24.074	198.4
13	1'31.927	21.395	25.260	21.254	24.018	198.4
14	1'35.339 P	21.472	25.117	21.493	27.257	197.2
15	1'48.614	37.436	25.281	21.202	24.695	
16	1'33.076	21.580	25.822	21.444	24.230	194.9
17	1'33.034	21.622	25.714	21.286	24.412	196.9
18	1'32.733	21.749	25.510	21.209	24.265	201.9
19	1'33.009	21.654	25.795	21.465	24.095	201.9

14th 83 Meikon KAWAKAMI Red Bull MotoGP Roo BRA

Runs=2 Total laps=19 Full laps=16

1	1'43.548	30.077	26.321	22.281	24.869	
2	1'33.336	22.037	25.539	21.568	24.192	195.4
3	1'33.084	21.432	25.632	21.696	24.324	197.4
4	1'31.697	21.425	25.083	21.342	23.847	200.6
5	1'32.482	21.640	25.248	21.562	24.032	199.5
6	1'33.602	21.188	26.445	21.731	24.238	198.4
7	1'32.143	21.248	25.261	21.574	24.060	197.5
8	1'32.321	21.222	25.262	21.693	24.144	197.4
9	1'36.407 P	21.417	25.296	21.420	28.274	199.3
10	3'01.910	1'47.511	28.540	21.683	24.176	
11	1'33.362	21.631	25.203	21.809	24.719	200.0
12	1'33.406	21.449	25.477	22.477	24.003	193.4
13	1'33.740	21.330	25.338	22.291	24.781	199.1
14	1'33.786	21.989	25.621	21.835	24.341	199.2
15	1'32.567	21.474	25.244	21.640	24.209	196.5
16	1'34.926	22.924	25.568	21.956	24.478	195.2
17	1'37.871	21.665	25.560	23.109	27.537	196.9
18	1'33.352	21.721	25.715	21.674	24.242	198.3
19	1'33.720	21.474	25.453	22.153	24.640	197.3

15th 82 Loran FABER Red Bull MotoGP Roo NED

Runs=3 Total laps=18 Full laps=13

1	1'51.224	36.016	26.944	23.352	24.912	
2	1'36.150	22.210	26.636	22.751	24.553	203.0
3	1'32.662	21.458	25.481	21.658	24.065	199.7
4	1'32.222	21.358	25.505	21.533	23.826	200.1
5	1'32.680	21.334	25.597	21.562	24.187	199.9
6	1'31.953	21.289	25.397	21.409	23.858	200.5

Fastest Lap:	Aleix VIU	Red Bull MotoGP Roo	SPA	1'30.256	20.791	24.730	21.022	23.713

DORNA DATA PROCESSING ,TIMING SERVICE DORNA DATA PROCESSING TIMING SERVICE DORNA DATA PROCESSING TIMING SERVICE DORNA DATA PROCESSING TIMING SERVICE DORNA DATA PROCESSING TIMING SERVICE DORNA DATA PROCESSING TIMING SERVICE DORNA DATA PROCESSING TIMING SERVICE DORNA DATA PROCCEESSS

Free Practice Nr. 2

RookiesCup

Lap	Lap Time		T1	T2	T3	T4	Speed
7	**1'32.096**		21.212	25.260	21.288	24.336	200.0
8	**1'31.732**		21.281	25.133	21.440	23.878	200.1
9	**1'32.219**		21.243	25.476	21.540	23.960	200.1
10	1'42.058	P	21.635	26.597	22.028	31.798	201.1
11	3'21.361		2'09.779	25.615	21.720	24.247	
12	**1'32.824**		21.340	25.652	21.613	24.219	198.9
13	1'37.099	P	21.409	25.671	21.807	28.212	199.8
14	2'33.947		1'22.995	25.271	21.448	24.233	
15	**1'32.255**		21.545	25.178	21.397	24.135	198.3
16	**1'37.246**		23.492	27.255	21.839	24.660	202.0
17	**1'32.876**		21.716	25.569	21.298	24.293	200.6
18	**1'34.244**		21.731	25.782	22.347	24.384	201.9

16th 22 Peetu PAAVILAINE — Red Bull MotoGP Roo FIN

Runs=1 Total laps=20 Full laps=19

Lap	Lap Time		T1	T2	T3	T4	Speed
1	1'50.857		34.745	27.476	23.429	25.207	
2	**1'36.446**		22.120	26.500	23.103	24.723	200.9
3	**1'32.940**		21.831	25.389	21.561	24.159	195.5
4	**1'32.307**		21.352	25.522	21.365	24.068	200.4
5	**1'32.517**		21.343	25.366	21.531	24.277	198.7
6	**1'32.092**		21.351	25.305	21.412	24.024	202.4
7	**1'31.910**		21.315	24.999	21.262	24.334	198.9
8	**1'34.639**		21.422	26.014	23.103	24.100	200.3
9	**1'31.972**		21.268	25.262	21.416	24.026	199.1
10	**1'32.205**		21.292	25.267	21.491	24.155	199.1
11	**1'32.168**		21.527	25.057	21.595	23.989	197.2
12	**1'31.760**		21.220	24.969	21.451	24.120	198.4
13	**1'32.695**		21.039	25.182	21.838	24.636	198.0
14	**1'32.387**		21.414	25.344	21.462	24.167	195.1
15	**1'32.272**		21.398	25.416	21.336	24.122	196.0
16	**1'32.810**		21.250	25.336	21.712	24.512	198.0
17	**1'32.052**		21.363	25.246	21.226	24.217	196.3
18	**1'34.313**		21.740	26.368	21.717	24.488	197.1
19	**1'33.549**		21.413	25.772	21.939	24.425	195.5
20	**1'35.908**		21.658	26.247	22.767	25.236	195.9

17th 4 Dan JONES — Red Bull MotoGP Roo GBR

Runs=2 Total laps=19 Full laps=16

Lap	Lap Time		T1	T2	T3	T4	Speed
1	1'51.022		36.530	26.931	22.421	25.140	
2	**1'35.423**		21.992	26.524	22.725	24.182	202.0
3	**1'32.570**		21.530	25.608	21.431	24.001	197.5
4	**1'32.182**		21.434	25.497	21.379	23.872	198.5
5	**1'32.159**		21.243	25.364	21.539	24.013	199.7
6	**1'31.969**		21.257	25.368	21.372	23.972	198.5
7	**1'32.569**		21.302	25.284	21.767	24.216	197.0
8	**1'32.516**		21.473	25.419	21.563	24.061	196.5
9	**1'32.299**		21.325	25.525	21.478	23.971	196.8
10	1'40.374	P	22.234	28.653	21.689	27.798	197.0
11	2'51.627		1'39.890	25.898	21.426	24.413	
12	**1'32.025**		21.381	25.243	21.552	23.849	198.5
13	**1'33.860**		21.346	25.558	21.876	25.080	199.4
14	**1'35.519**		23.886	25.844	21.449	24.340	197.2
15	**1'31.891**		21.530	25.199	21.261	23.901	184.3
16	**1'32.440**		21.546	25.504	21.333	24.057	198.3
17	**1'38.900**		25.999	26.664	21.730	24.507	198.1
18	**1'33.025**		21.678	25.231	21.678	24.438	198.7
19	**1'33.322**		21.753	25.670	21.809	24.090	199.4

18th 9 Sasha DE VITS — Red Bull MotoGP Roo BEL

Runs=2 Total laps=18 Full laps=15

Lap	Lap Time		T1	T2	T3	T4	Speed
1	1'47.214		31.448	27.403	23.264	25.099	
2	**1'33.427**		21.703	25.748	21.699	24.277	203.6
3	**1'32.494**		21.299	25.311	21.490	24.394	203.1
4	**1'32.507**		21.283	25.498	21.809	23.917	201.4
5	**1'32.301**		21.268	25.263	21.477	24.293	201.4
6	**1'32.326**		21.264	25.419	21.491	24.152	201.1
7	**1'31.964**		21.179	25.283	21.417	24.085	199.1
8	2'18.114	P	56.000	28.611	23.682	29.821	199.8
9	3'19.081		2'05.301	26.908	22.157	24.715	
10	**1'33.488**		21.703	25.495	21.923	24.367	200.5
11	**1'33.746**		21.712	25.616	21.747	24.671	199.2
12	**1'36.659**		21.841	28.106	22.014	24.698	199.4
13	**1'34.386**		21.748	25.721	22.106	24.811	199.0
14	**1'33.661**		21.697	25.601	21.749	24.614	195.9
15	**1'40.836**		22.112	30.921	22.860	24.943	198.2
16	**1'33.286**		21.773	25.479	21.799	24.235	197.6
17	**1'33.041**		21.972	25.569	21.345	24.155	196.3
18	**1'33.729**		21.698	25.551	21.971	24.509	201.5

19th 24 Xavier ARTIGAS — Red Bull MotoGP Roo SPA

Runs=4 Total laps=18 Full laps=11

Lap	Lap Time		T1	T2	T3	T4	Speed
1	1'50.445		33.795	28.278	23.524	24.848	
2	**1'37.685**		22.133	29.153	22.052	24.347	201.8
3	**1'33.992**		22.263	25.842	21.760	24.127	200.4
4	**1'32.466**		21.502	25.519	21.597	23.848	200.8
5	**1'32.242**		21.401	25.293	21.694	23.854	201.0
6	**1'32.145**		21.285	25.250	21.589	24.021	201.4
7	**1'32.189**		21.304	25.168	21.673	24.044	200.4
8	1'38.070	P	21.609	25.499	22.348	28.614	199.7
9	1'54.101		40.238	26.512	22.546	24.805	
10	1'38.460	P	22.086	25.980	22.093	28.301	196.2
11	1'55.525		42.428	26.388	22.035	24.674	
12	**1'32.982**		21.516	25.577	21.843	24.046	201.9
13	**1'33.151**		21.322	25.379	21.825	24.625	200.3
14	1'38.520	P	21.437	25.781	22.172	29.130	200.9
15	3'10.618		1'52.102	28.713	24.484	25.319	
16	**1'33.525**		21.921	25.684	21.809	24.111	199.1
17	**1'32.887**		21.713	25.596	21.424	24.154	198.1
18	**1'33.687**		21.881	25.629	21.694	24.483	201.2

20th 11 Gabriele GIANNINI — Red Bull MotoGP Roo ITA

Runs=2 Total laps=19 Full laps=16

Lap	Lap Time		T1	T2	T3	T4	Speed
1	1'49.623		33.361	27.543	23.592	25.127	
2	**1'33.806**		21.874	25.522	21.873	24.537	199.5
3	**1'33.024**		21.667	25.306	21.761	24.290	193.8
4	**1'33.510**		21.852	25.435	21.996	24.227	195.0
5	**1'33.739**		21.935	25.417	21.968	24.419	195.3
6	**1'33.051**		21.973	25.246	21.667	24.165	195.6
7	**1'32.702**		22.067	25.146	21.455	24.034	193.8
8	**1'32.849**		21.582	25.235	21.771	24.261	196.1
9	**1'32.545**		21.696	25.229	21.644	23.976	193.7
10	**1'35.093**		21.762	25.439	21.613	26.279	194.4

Fastest Lap: Aleix VIU — Red Bull MotoGP Roo SPA — **1'30.256** — 20.791 — 24.730 — 21.022 — 23.713

DORNA DATA PROCESSING ,TIMING SERVICE DORNA DATA PROCESSING TIMING SERVICE DORNA DATA PROCESSING TIMING SERVICE DORNA DATA PROCESSING TIMING SERVICE DORNA DATA PROCESSING TIMING SERVICE DORNA DATA PROCESSING TIMING SERVICE DORNA DATA PROCESSING TIMING SERVICE DORNA DATA PROCCEESSS

Free Practice Nr. 2

RookiesCup

Lap	Lap Time		T1	T2	T3	T4	Speed
11	1'38.424	P	22.184	25.653	22.004	28.583	192.4
12	2'46.044		1'32.927	25.800	21.757	25.560	
13	**1'34.059**		21.879	25.618	21.876	24.686	195.1
14	**1'34.137**		22.014	25.671	21.828	24.624	192.2
15	**1'33.798**		21.816	25.666	21.844	24.472	192.6
16	**1'33.789**		21.878	25.606	21.793	24.512	191.0
17	**1'34.090**		22.224	25.502	21.951	24.413	192.7
18	**1'35.289**		22.745	25.952	22.076	24.516	192.0
19	**1'33.702**		21.871	25.568	21.854	24.409	193.3

21st 40 Sean KELLY

Red Bull MotoGP Roo USA

Runs=3 Total laps=18 Full laps=13

Lap	Lap Time		T1	T2	T3	T4	Speed
1	1'51.425		36.937	26.983	22.570	24.935	
2	**1'36.897**		22.225	26.634	22.807	25.231	201.1
3	**1'34.892**		22.184	26.231	21.940	24.537	199.0
4	**1'34.124**		21.824	25.821	21.921	24.558	197.6
5	**1'33.997**		21.727	25.623	22.014	24.633	197.0
6	**1'33.845**		21.717	25.659	21.892	24.577	197.7
7	**1'33.003**		21.451	25.442	21.697	24.413	194.8
8	**1'33.452**		21.546	25.557	21.954	24.395	196.2
9	**1'32.971**		21.398	25.454	21.889	24.230	196.5
10	1'48.596	P	29.019	28.429	22.043	29.105	199.4
11	3'04.004		1'52.019	25.799	21.828	24.358	
12	**1'32.931**		21.471	25.517	21.663	24.280	197.2
13	**1'32.901**		21.421	25.411	21.679	24.390	197.7
14	**1'33.211**		21.376	25.405	21.931	24.499	196.0
15	**1'33.385**		21.517	25.633	21.677	24.558	196.3
16	**1'33.260**		21.589	25.482	21.772	24.417	195.2
17	1'46.342	P	24.208	28.754	23.214	30.166	195.7
18	2'40.740		1'28.169	25.940	22.042	24.589	

22nd 19 Lorenzo BARTALE

Red Bull MotoGP Roo ITA

Runs=2 Total laps=19 Full laps=16

Lap	Lap Time		T1	T2	T3	T4	Speed
1	1'50.762		33.059	28.650	23.537	25.516	
2	**1'37.637**		22.488	26.768	22.950	25.431	201.3
3	**1'35.908**		22.263	26.765	22.025	24.855	200.8
4	**1'34.593**		21.939	26.067	21.978	24.609	201.2
5	**1'34.541**		21.872	25.932	22.217	24.520	199.7
6	**1'33.644**		21.706	25.842	21.701	24.395	201.9
7	**1'33.969**		21.845	25.908	21.885	24.331	195.5
8	**1'33.568**		21.806	25.662	21.899	24.201	198.9
9	**1'33.391**		21.606	25.776	21.771	24.238	199.1
10	**1'33.284**		21.603	25.785	21.672	24.224	199.2
11	**1'33.077**		21.339	25.596	21.803	24.339	202.8
12	**1'33.690**		21.611	25.733	22.039	24.307	196.0
13	**1'33.181**		21.606	25.692	21.667	24.216	198.4
14	**1'33.868**		21.674	25.894	21.871	24.429	200.0
15	**1'33.642**		21.748	25.736	21.718	24.440	198.0
16	**1'33.256**		21.582	25.594	21.486	24.594	199.1
17	1'37.519	P	21.811	25.718	22.043	27.947	196.7
18	2'45.626		1'33.126	26.153	21.961	24.386	
19	**1'34.779**		21.820	25.797	22.702	24.460	199.1

23rd 36 Beatriz NEILA

Red Bull MotoGP Roo SPA

Runs=3 Total laps=17 Full laps=12

Lap	Lap Time		T1	T2	T3	T4	Speed
1	1'49.466		31.248	29.390	23.310	25.518	
2	**1'38.316**		22.710	27.182	23.389	25.035	201.4
3	**1'36.450**		22.480	26.860	22.117	24.993	198.5
4	**1'35.965**		22.423	26.483	22.239	24.820	199.1
5	**1'36.687**		22.420	26.941	22.286	25.040	200.2
6	**1'35.910**		22.370	26.547	22.170	24.823	200.2
7	1'41.780	P	22.292	26.654	22.787	30.047	198.0
8	3'30.501		2'14.119	28.271	22.816	25.295	
9	**1'36.355**		22.347	26.535	22.377	25.096	198.3
10	**1'35.732**		22.146	26.454	22.310	24.822	200.1
11	**1'35.531**		22.243	26.418	22.013	24.857	198.7
12	**1'35.693**		22.090	26.448	22.038	25.117	200.3
13	**1'35.485**		22.245	26.363	22.129	24.748	197.8
14	**1'35.536**		22.248	26.276	22.061	24.951	196.7
15	**1'36.472**		22.114	26.807	22.158	25.393	196.9
16	1'41.894	P	22.151	26.636	22.984	30.123	198.6
17	3'04.771		1'49.122	27.640	22.848	25.161	

Fastest Lap: Aleix VIU Red Bull MotoGP Roo SPA **1'30.256** 20.791 24.730 21.022 23.713

DORNA DATA PROCESSING TIMING SERVICE DORNA DATA PROCESSING TIMING SERVICE DORNA DATA PROCESSING TIMING SERVICE DORNA DATA PROCESSING TIMING SERVICE DORNA DATA PROCESSING TIMING SERVICE DORNA DATA PROCESSING TIMING SERVICE DORNA DATA PROCESSING TIMING SERVICE DORNA DATA PROCCEESSS

Sachsenring

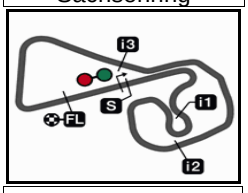

3671 m.

Results and timing service provided by TISSOT

RookiesCup

GoPro MOTORRAD GRAND PRIX DEUTSCHLAND

Free Practice Nr. 2

Combined Free Practice Times

		Rider	Nation	Team	MOTORCYCLE	FP1		FP2		Gap	
1	81	A.VIU	SPA	Red Bull MotoGP Rookies Cup	KTM	1'31.462	13	1'30.256	12		
2	65	C.ÖNCÜ	TUR	Red Bull MotoGP Rookies Cup	KTM	1'31.153	6	1'30.263	6	0.007	0.007
3	39	K.MASAKI	JPN	Red Bull MotoGP Rookies Cup	KTM	1'32.099	10	1'30.332	3	0.076	0.069
4	6	R.YAMANAKA	JPN	Red Bull MotoGP Rookies Cup	KTM	1'32.070	18	1'30.647	5	0.391	0.315
5	52	D.ÖNCÜ	TUR	Red Bull MotoGP Rookies Cup	KTM	1'32.236	6	1'30.937	13	0.681	0.290
6	44	K.ORGIS	GER	Red Bull MotoGP Rookies Cup	KTM	1'31.979	9	1'30.951	12	0.695	0.014
7	20	O.BONOLI	ITA	Red Bull MotoGP Rookies Cup	KTM	1'32.319	6	1'31.024	10	0.768	0.073
8	13	W.SOPPE	NED	Red Bull MotoGP Rookies Cup	KTM	1'32.229	11	1'31.055	10	0.799	0.031
9	21	V.STEEMAN	NED	Red Bull MotoGP Rookies Cup	KTM	1'32.887	6	1'31.082	8	0.826	0.027
10	69	R.SKINNER	GBR	Red Bull MotoGP Rookies Cup	KTM	1'32.272	8	1'31.248	5	0.992	0.166
11	28	A.CARRASCO	SPA	Red Bull MotoGP Rookies Cup	KTM	1'32.656	19	1'31.277	12	1.021	0.029
12	14	M.MEGGLE	GER	Red Bull MotoGP Rookies Cup	KTM	1'32.983	7	1'31.571	9	1.315	0.294
13	43	S.GARCIA	COL	Red Bull MotoGP Rookies Cup	KTM	1'32.422	7	1'31.652	4	1.396	0.081
14	83	M.KAWAKAMI	BRA	Red Bull MotoGP Rookies Cup	KTM	1'32.931	6	1'31.697	4	1.441	0.045
15	82	L.FABER	NED	Red Bull MotoGP Rookies Cup	KTM	1'33.261	7	1'31.732	8	1.476	0.035
16	22	P.PAAVILAINEN	FIN	Red Bull MotoGP Rookies Cup	KTM	1'33.097	14	1'31.760	12	1.504	0.028
17	4	D.JONES	GBR	Red Bull MotoGP Rookies Cup	KTM	1'33.061	18	1'31.891	15	1.635	0.131
18	9	S.DE VITS	BEL	Red Bull MotoGP Rookies Cup	KTM	1'32.926	13	1'31.964	7	1.708	0.073
19	24	X.ARTIGAS	SPA	Red Bull MotoGP Rookies Cup	KTM	1'32.550	12	1'32.145	6	1.889	0.181
20	11	G.GIANNINI	ITA	Red Bull MotoGP Rookies Cup	KTM	1'34.576	18	1'32.545	9	2.289	0.400
21	40	S.KELLY	USA	Red Bull MotoGP Rookies Cup	KTM	1'34.498	17	1'32.901	13	2.645	0.356
22	19	L.BARTALESI	ITA	Red Bull MotoGP Rookies Cup	KTM	1'34.794	10	1'33.077	11	2.821	0.176
23	36	B.NEILA	SPA	Red Bull MotoGP Rookies Cup	KTM	1'40.382	9	1'35.485	13	5.229	2.408

Pole Position Record:	2015	**Oscar GUTIERREZ**	**1'29.218**	148.1 Km/h
Circuit Record Lap:	2014	**Manuel PAGLIANI**	**1'29.134**	148.2 Km/h
Circuit Best Lap:	2014	**Manuel PAGLIANI**	**1'29.134**	148.2 Km/h

The results are provisional until the end of the limit for protest and appeals.

Time limit for protest expires 60' after publication of the results - Mr. ..... Time: .....

DORNA DATA PROCESSING .TIMING SERVICE DORNA DATA PROCESSING TIMING SERVICE DORNA DATA PROCESSING TIMING SERVICE DORNA DATA PROCESSING TIMING SERVICE DORNA DATA PROCESSING TIMING SERVICE DORNA DATA PROCESSING TIMING SERVICE DORNA DATA PROCCEESSS

Sachsenring, Friday, June 30, 2017

Sachsenring

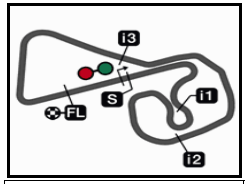

3671 m.

Results and timing service provided by TISSOT

RookiesCup

GoPro MOTORRAD GRAND PRIX DEUTSCHLAND

Free Practice Nr. 2

Best Partial Times

IT *Ideal Lap Time, sum of the best partial times* ***BT*** *Best Lap Time*

	T1		T2		T3		T4	
Pos	Rider	Time	Rider	Time	Rider	Time	Rider	Time
1	A.VIU	20.791	A.VIU	24.605	K.MASAKI	20.727	K.MASAKI	23.414
2	C.ÖNCÜ	20.946	C.ÖNCÜ	24.696	D.ÖNCÜ	20.767	D.ÖNCÜ	23.479
3	K.ORGIS	21.016	O.BONOLI	24.709	C.ÖNCÜ	20.862	R.YAMANAKA	23.556
4	R.YAMANAKA	21.032	R.YAMANAKA	24.734	O.BONOLI	20.888	C.ÖNCÜ	23.563
5	P.PAAVILAINEN	21.039	K.MASAKI	24.818	R.YAMANAKA	20.943	A.VIU	23.633
6	W.SOPPE	21.088	K.ORGIS	24.832	A.VIU	20.998	V.STEEMAN	23.662
7	A.CARRASCO	21.097	R.SKINNER	24.876	V.STEEMAN	21.011	A.CARRASCO	23.748
8	S.GARCIA	21.135	M.MEGGLE	24.894	S.GARCIA	21.083	S.GARCIA	23.769
9	R.SKINNER	21.177	W.SOPPE	24.903	R.SKINNER	21.083	W.SOPPE	23.825
10	S.DE VITS	21.179	V.STEEMAN	24.913	K.ORGIS	21.148	O.BONOLI	23.826
11	V.STEEMAN	21.188	P.PAAVILAINEN	24.969	M.MEGGLE	21.154	L.FABER	23.826
12	M.KAWAKAMI	21.188	S.GARCIA	24.978	W.SOPPE	21.202	R.SKINNER	23.841
13	O.BONOLI	21.189	A.CARRASCO	25.028	A.CARRASCO	21.221	M.KAWAKAMI	23.847
14	L.FABER	21.212	M.KAWAKAMI	25.083	P.PAAVILAINEN	21.226	X.ARTIGAS	23.848
15	K.MASAKI	21.229	D.ÖNCÜ	25.098	D.JONES	21.261	D.JONES	23.849
16	D.JONES	21.243	L.FABER	25.133	L.FABER	21.288	K.ORGIS	23.880
17	M.MEGGLE	21.246	G.GIANNINI	25.146	M.KAWAKAMI	21.342	S.DE VITS	23.917
18	D.ÖNCÜ	21.273	X.ARTIGAS	25.168	S.DE VITS	21.345	G.GIANNINI	23.976
19	X.ARTIGAS	21.285	D.JONES	25.199	X.ARTIGAS	21.424	P.PAAVILAINEN	23.989
20	L.BARTALESI	21.339	S.DE VITS	25.263	G.GIANNINI	21.455	M.MEGGLE	24.077
21	S.KELLY	21.376	S.KELLY	25.405	L.BARTALESI	21.486	L.BARTALESI	24.201
22	G.GIANNINI	21.582	L.BARTALESI	25.594	S.KELLY	21.663	S.KELLY	24.230
23	B.NEILA	22.090	B.NEILA	26.276	B.NEILA	22.013	B.NEILA	24.748

Pos	Rider	IT	BT	
1	A.VIU	1'30.027	1'30.256	(1)
2	C.ÖNCÜ	1'30.067	1'30.263	(2)
3	K.MASAKI	1'30.188	1'30.332	(3)
4	R.YAMANAKA	1'30.265	1'30.647	(4)
5	O.BONOLI	1'30.612	1'31.024	(7)
6	D.ÖNCÜ	1'30.617	1'30.937	(5)
7	V.STEEMAN	1'30.774	1'31.082	(9)
8	K.ORGIS	1'30.876	1'30.951	(6)
9	S.GARCIA	1'30.965	1'31.652	(13)
10	R.SKINNER	1'30.977	1'31.248	(10)
11	W.SOPPE	1'31.018	1'31.055	(8)
12	A.CARRASCO	1'31.094	1'31.277	(11)
13	P.PAAVILAINE	1'31.223	1'31.760	(16)
14	M.MEGGLE	1'31.371	1'31.571	(12)
15	L.FABER	1'31.459	1'31.732	(15)
16	M.KAWAKAMI	1'31.460	1'31.697	(14)
17	D.JONES	1'31.552	1'31.891	(17)
18	S.DE VITS	1'31.704	1'31.964	(18)
19	X.ARTIGAS	1'31.725	1'32.145	(19)
20	G.GIANNINI	1'32.159	1'32.545	(20)
21	L.BARTALESI	1'32.620	1'33.077	(22)
22	S.KELLY	1'32.674	1'32.901	(21)
23	B.NEILA	1'35.127	1'35.485	(23)

DORNA DATA PROCESSING .TIMING SERVICE DORNA DATA PROCESSING TIMING SERVICE DORNA DATA PROCESSING TIMING SERVICE DORNA DATA PROCESSING TIMING SERVICE DORNA DATA PROCESSING TIMING SERVICE DORNA DATA PROCESSING TIMING SERVICE DORNA DATA PROCESSING TIMING SERVICE DORNA DATA PROCCEESSS

Sachsenring

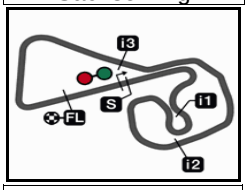

3671 m.

Results and timing service provided by TISSOT

RookiesCup

GoPro MOTORRAD GRAND PRIX DEUTSCHLAND

Free Practice Nr. 2

Fastest Laps Sequence

Practice Time	Rider	Nation	Motorcycle	Time	Km/h	Rider's Lap
3'10.361	65 **Can ÖNCÜ**	TUR	KTM	**1'30.740**	145.6	2
4'40.916	65 **Can ÖNCÜ**	TUR	KTM	**1'30.555**	145.9	3
4'41.434	39 **Kazuki MASAKI**	JPN	KTM	**1'30.332**	146.3	3
10'22.455	65 **Can ÖNCÜ**	TUR	KTM	**1'30.263**	146.4	6
18'48.950	81 **Aleix VIU**	SPA	KTM	**1'30.256**	146.4	12

DORNA DATA PROCESSING _TIMING SERVICE DORNA DATA PROCESSING TIMING SERVICE DORNA DATA PROCESSING TIMING SERVICE DORNA DATA PROCESSING TIMING SERVICE DORNA DATA PROCESSING TIMING SERVICE DORNA DATA PROCESSING TIMING SERVICE DORNA DATA PROCESSING TIMING SERVICE DORNA DATA PROCCEESSS