Sachsenring

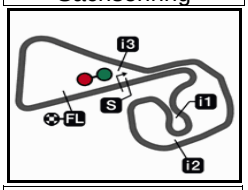

3671 m.

Results and timing service provided by TISSOT

RookiesCup

GoPro MOTORRAD GRAND PRIX DEUTSCHLAND

Qualifying Practice

Classification

6

		Rider	Nation	Team	Motorcycle	Time	Lap	Total	Gap		Top Speed
1	65	**Can ÖNCÜ**	TUR	Red Bull MotoGP Rookies Cup	KTM	**1'29.967**	4	16			**199.1**
2	81	**Aleix VIU**	SPA	Red Bull MotoGP Rookies Cup	KTM	**1'30.199**	3	13	0.232	0.232	**199.9**
3	20	**Omar BONOLI**	ITA	Red Bull MotoGP Rookies Cup	KTM	**1'30.266**	3	17	0.299	0.067	**202.4**
4	28	**Adrian CARRASCO**	SPA	Red Bull MotoGP Rookies Cup	KTM	**1'30.489**	9	16	0.522	0.223	**204.4**
5	22	**Peetu PAAVILAINEN**	FIN	Red Bull MotoGP Rookies Cup	KTM	**1'30.546**	13	17	0.579	0.057	**200.2**
6	44	**Kevin ORGIS**	GER	Red Bull MotoGP Rookies Cup	KTM	**1'30.645**	10	16	0.678	0.099	**205.4**
7	13	**Walid SOPPE**	NED	Red Bull MotoGP Rookies Cup	KTM	**1'30.786**	4	16	0.819	0.141	**201.5**
8	14	**Matthias MEGGLE**	GER	Red Bull MotoGP Rookies Cup	KTM	**1'30.789**	4	17	0.822	0.003	**201.8**
9	39	**Kazuki MASAKI**	JPN	Red Bull MotoGP Rookies Cup	KTM	**1'30.835**	4	17	0.868	0.046	**202.5**
10	52	**Deniz ÖNCÜ**	TUR	Red Bull MotoGP Rookies Cup	KTM	**1'30.963**	3	17	0.996	0.128	**206.3**
11	4	**Dan JONES**	GBR	Red Bull MotoGP Rookies Cup	KTM	**1'31.125**	11	17	1.158	0.162	**201.6**
12	69	**Rory SKINNER**	GBR	Red Bull MotoGP Rookies Cup	KTM	**1'31.176**	4	15	1.209	0.051	**202.1**
13	43	**Steward GARCIA**	COL	Red Bull MotoGP Rookies Cup	KTM	**1'31.277**	10	17	1.310	0.101	**202.0**
14	83	**Meikon KAWAKAMI**	BRA	Red Bull MotoGP Rookies Cup	KTM	**1'31.311**	7	15	1.344	0.034	**201.3**
15	6	**Ryusei YAMANAKA**	JPN	Red Bull MotoGP Rookies Cup	KTM	**1'31.428**	10	16	1.461	0.117	**203.1**
16	24	**Xavier ARTIGAS**	SPA	Red Bull MotoGP Rookies Cup	KTM	**1'31.456**	7	15	1.489	0.028	**202.6**
17	21	**Victor STEEMAN**	NED	Red Bull MotoGP Rookies Cup	KTM	**1'31.581**	13	16	1.614	0.125	**199.7**
18	9	**Sasha DE VITS**	BEL	Red Bull MotoGP Rookies Cup	KTM	**1'31.702**	5	17	1.735	0.121	**202.7**
19	11	**Gabriele GIANNINI**	ITA	Red Bull MotoGP Rookies Cup	KTM	**1'32.022**	4	16	2.055	0.320	**199.7**
20	82	**Loran FABER**	NED	Red Bull MotoGP Rookies Cup	KTM	**1'32.049**	4	15	2.082	0.027	**201.2**
21	40	**Sean KELLY**	USA	Red Bull MotoGP Rookies Cup	KTM	**1'32.538**	13	16	2.571	0.489	**201.8**
22	19	**Lorenzo BARTALESI**	ITA	Red Bull MotoGP Rookies Cup	KTM	**1'32.637**	15	16	2.670	0.099	**202.9**
23	36	**Beatriz NEILA**	SPA	Red Bull MotoGP Rookies Cup	KTM	**1'33.899**	4	15	3.932	1.262	**200.6**

Practice condition: **Dry**
Air: 23°
Humidity: 43%
Ground: 30°

Fastest Lap:	Lap: 4	**Can ÖNCÜ**	**1'29.967**	146.8 Km/h
Circuit Record Lap:	2014	**Manuel PAGLIANI**	**1'29.134**	148.2 Km/h
Circuit Best Lap:	2014	**Manuel PAGLIANI**	**1'29.134**	148.2 Km/h

The results are provisional until the end of the limit for protest and appeals.

Time limit for protest expires 30' after publication of the results - ..... Time: .....

DORNA DATA PROCESSING .TIMING SERVICE DORNA DATA PROCESSING TIMING SERVICE DORNA DATA PROCESSING TIMING SERVICE DORNA DATA PROCESSING TIMING SERVICE DORNA DATA PROCESSING TIMING SERVICE DORNA DATA PROCESSING TIMING SERVICE DORNA DATA PROCCEESSS

Sachsenring, Friday, June 30, 2017

Sachsenring

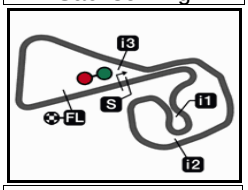

3671 m.

Results and timing service provided by TISSOT

RookiesCup

GoPro MOTORRAD GRAND PRIX DEUTSCHLAND

Qualifying Practice

Top Speed & Average

7

	Rider	Nation	Motorcycle	Top 5 speeds					Average	Top
52	**Deniz ÖNCÜ**	**TUR**	KTM	206.3	205.2	205.0	203.8	203.1	204.4	**206.3**
44	**Kevin ORGIS**	**GER**	KTM	205.4	204.1	203.3	203.1	201.7	203.5	**205.4**
28	**Adrian CARRASCO**	**SPA**	KTM	204.4	202.6	201.7	201.1	200.7	202.1	**204.4**
6	**Ryusei YAMANAKA**	**JPN**	KTM	203.1	202.5	202.5	202.2	200.8	202.2	**203.1**
19	**Lorenzo BARTALESI**	**ITA**	KTM	202.9	200.5	200.1	200.0	199.9	200.7	**202.9**
9	**Sasha DE VITS**	**BEL**	KTM	202.7	202.7	202.5	202.2	202.0	202.4	**202.7**
24	**Xavier ARTIGAS**	**SPA**	KTM	202.6	201.9	201.9	201.6	200.5	201.7	**202.6**
39	**Kazuki MASAKI**	**JPN**	KTM	202.5	201.3	200.7	200.2	200.1	200.8	**202.5**
20	**Omar BONOLI**	**ITA**	KTM	202.4	201.2	200.9	200.8	200.5	201.2	**202.4**
69	**Rory SKINNER**	**GBR**	KTM	202.1	201.2	200.7	199.5	199.1	200.5	**202.1**
43	**Steward GARCIA**	**COL**	KTM	202.0	201.3	200.2	200.1	199.8	200.7	**202.0**
14	**Matthias MEGGLE**	**GER**	KTM	201.8	201.4	201.3	201.1	200.9	201.3	**201.8**
40	**Sean KELLY**	**USA**	KTM	201.8	200.5	200.3	200.2	198.4	200.2	**201.8**
4	**Dan JONES**	**GBR**	KTM	201.6	201.3	201.0	199.5	199.4	200.2	**201.6**
13	**Walid SOPPE**	**NED**	KTM	201.5	200.1	200.0	198.7	198.6	199.8	**201.5**
83	**Meikon KAWAKAMI**	**BRA**	KTM	201.3	200.6	198.0	197.8	197.8	199.1	**201.3**
82	**Loran FABER**	**NED**	KTM	201.2	200.5	200.2	200.0	199.8	200.3	**201.2**
36	**Beatriz NEILA**	**SPA**	KTM	200.6	200.3	200.1	199.9	199.7	200.1	**200.6**
22	**Peetu PAAVILAINEN**	**FIN**	KTM	200.2	200.0	199.7	199.6	199.5	199.8	**200.2**
81	**Aleix VIU**	**SPA**	KTM	199.9	199.2	199.0	198.5	198.1	198.9	**199.9**
11	**Gabriele GIANNINI**	**ITA**	KTM	199.7	198.2	197.4	196.1	195.5	197.4	**199.7**
21	**Victor STEEMAN**	**NED**	KTM	199.7	199.6	199.2	198.5	198.4	199.1	**199.7**
65	**Can ÖNCÜ**	**TUR**	KTM	199.1	198.8	198.3	198.1	198.1	198.5	**199.1**

DORNA DATA PROCESSING ,TIMING SERVICE DORNA DATA PROCESSING TIMING SERVICE DORNA DATA PROCESSING TIMING SERVICE DORNA DATA PROCESSING TIMING SERVICE DORNA DATA PROCESSING TIMING SERVICE DORNA DATA PROCESSING TIMING SERVICE DORNA DATA PROCESSING TIMING SERVICE DORNA DATA PROCCEESSS

Sachsenring

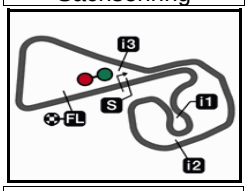

3671 m.

Results and timing service provided by TISSOT

RookiesCup

GoPro MOTORRAD GRAND PRIX DEUTSCHLAND

Qualifying Practice

Chronological Analysis of Performances

8

** Lap / Sector time cancelled* — *T1 Time from finish line to 1st intermediate* — *T3 Time from 2nd intermed. to 3rd intermed.*

P Crossing the finish line in pit lane — *T2 Time from 1st intermed. to 2nd intermed.* — *T4 Time from 3rd intermediate to finish line*

1st 65 Can ÖNCÜ — Red Bull MotoGP Roo TUR

Runs=2 Total laps=16 Full laps=13

Lap	Lap Time	T1	T2	T3	T4	Speed
1	1'41.434	31.872	25.051	20.882	23.629	
2	**1'30.436**	21.080	24.767	20.810	23.779	198.3
3	**1'30.187**	21.093	24.653	20.856	23.585	196.0
4	**1'29.967**	20.995	24.502	20.891	23.579	197.9
5	**1'30.476**	21.155	24.652	20.958	23.711	195.9
6	**1'30.517**	21.187	24.825	20.878	23.627	197.0
7	**1'30.205**	21.041	24.882	20.761	23.521	197.7
8	**1'31.006**	21.111	24.775	21.259	23.861	198.1
9	**1'30.264**	21.041	24.674	20.852	23.697	199.1
10	**1'30.804**	21.152	24.811	20.900	23.941	196.6
11	**1'30.597**	21.291	24.726	20.881	23.699	197.2
12	**1'30.754**	21.225	24.805	20.976	23.748	198.8
13	**1'30.398**	21.028	24.787	20.833	23.750	198.1
14	1'35.981 P	21.317	24.930	21.241	28.493	195.9
15	3'08.276	1'56.424	26.691	21.115	24.046	
16	**1'34.345**	23.314	25.211	21.309	24.511	187.7

2nd 81 Aleix VIU — Red Bull MotoGP Roo SPA

Runs=2 Total laps=14 Full laps=10

Lap	Lap Time	T1	T2	T3	T4	Speed
1	1'48.101	35.464	26.562	22.082	23.993	
2	**1'30.528**	21.020	24.704	21.126	23.678	197.1
3	**1'30.199**	20.922	24.704	20.940	23.633	198.5
4	1'35.744 P	21.042	24.798	20.991	28.913	199.0
5	1'48.200	38.398	24.879	21.064	23.859	
6	**4'30.662**			22.787	25.164	196.6
7	**1'32.538**	22.233	25.260	21.253	23.792	198.1
8	**1'31.138**	21.243	24.971	21.219	23.705	199.2
9	**1'30.851**	21.040	24.816	21.094	23.901	199.9
10	**1'30.580**	21.124	24.901	20.940	23.615	197.0
11	**1'30.226**	21.028	24.725	20.782	23.691	196.2
12	**1'30.428**	21.049	24.831	20.911	23.637	198.0
13	**1'30.765**	20.902	24.774	20.797	24.292	197.6
	unfinished	20.995	24.690			197.2

3rd 20 Omar BONOLI — Red Bull MotoGP Roo ITA

Runs=1 Total laps=17 Full laps=16

Lap	Lap Time	T1	T2	T3	T4	Speed
1	1'48.248	35.591	26.655	21.967	24.035	
2	**1'30.764**	21.258	24.844	20.919	23.743	198.2
3	**1'30.266**	21.175	24.572	20.662	23.857	197.4
4	**1'30.512**	20.884	24.645	20.912	24.071	201.2
5	**1'31.766**	21.460	25.043	21.116	24.147	196.2
6	**1'31.098**	21.358	24.800	20.981	23.959	199.0
7	**1'34.616**	22.293	25.717	21.406	25.200	200.9
8	**1'31.853**	21.461	25.116	20.937	24.339	200.5
9	**1'31.367**	21.416	24.969	21.114	23.868	202.4
10	**1'32.237**	21.710	25.157	21.255	24.115	200.8
11	**1'31.355**	21.167	24.888	21.190	24.110	199.1
12	**1'33.652**	21.546	25.093	22.053	24.960	198.0
13	**1'32.567**	21.347	25.048	21.619	24.553	197.5
14	**1'33.277**	21.568	25.893	21.637	24.179	195.5
15	**1'33.325**	21.683	25.541	21.638	24.463	199.1
16	**1'33.038**	21.557	25.107	21.711	24.663	197.8
17	**1'32.552**	21.442	25.165	21.449	24.496	197.6

4th 28 Adrian CARRASCO — Red Bull MotoGP Roo SPA

Runs=1 Total laps=16 Full laps=14

Lap	Lap Time	T1	T2	T3	T4	Speed
1	1'50.184	37.748	26.392	21.758	24.286	
2	**1'31.713**	21.589	25.155	21.200	23.769	200.5
3	**1'31.604**	21.213	25.161	21.269	23.961	201.7
4	**1'31.504**	21.201	25.165	21.280	23.858	199.1
5	**1'31.576**	21.280	25.053	20.971	24.272	197.9
6	**1'31.782**	21.561	25.244	21.073	23.904	196.6
7	**1'31.092**	21.230	25.090	20.987	23.785	198.3
8	**1'30.796**	20.985	25.085	21.124	23.602	201.1
9	**1'30.489**	20.873	24.884	20.913	23.819	204.4
10	**1'31.620**	21.031	25.012	21.151	24.426	202.6
11	**1'31.645**	21.131	25.158	21.247	24.109	200.7
12	**1'34.796**	21.470	26.979	21.916	24.431	197.5
13	**1'33.515**	22.211	25.847	21.538	23.919	198.8
14	**1'32.084**	21.398	25.426	21.344	23.916	199.4
15	**1'36.801**	22.439	28.652	21.546	24.164	200.1
16	1'41.112 P	23.166	27.873	22.368	27.705	195.3

5th 22 Peetu PAAVILAINE — Red Bull MotoGP Roo FIN

Runs=1 Total laps=17 Full laps=16

Lap	Lap Time	T1	T2	T3	T4	Speed
1	1'51.450	38.746	26.228	22.069	24.407	
2	**1'34.666**	21.870	25.952	21.949	24.895	200.0
3	**1'35.548**	21.490	25.179	21.546	27.333	197.7
4	**1'34.205**	22.936	25.067	21.752	24.450	168.1
5	**1'31.546**	21.144	25.131	21.319	23.952	199.0
6	**1'30.803**	21.054	25.014	20.985	23.750	200.2
7	**1'31.352**	21.042	25.142	21.252	23.916	199.6
8	**1'31.860**	21.216	24.949	21.429	24.266	197.8
9	**1'33.377**	21.914	25.192	21.902	24.369	196.9
10	**1'32.193**	21.315	25.021	21.773	24.084	196.1
11	**1'31.350**	21.419	24.971	20.900	24.060	198.1
12	**1'30.570**	21.212	24.913	20.674	23.771	198.4
13	**1'30.546**	21.018	24.906	20.790	23.832	198.3
14	**1'32.179**	21.265	25.130	21.557	24.227	199.0
15	**1'32.763**	21.683	25.377	21.527	24.176	199.7

Fastest Lap: Can ÖNCÜ — Red Bull MotoGP Roo TUR — **1'29.967** — 20.995 — 24.502 — 20.891 — 23.579

DORNA DATA PROCESSING ,TIMING SERVICE DORNA DATA PROCESSING TIMING SERVICE DORNA DATA PROCESSING TIMING SERVICE DORNA DATA PROCESSING TIMING SERVICE DORNA DATA PROCESSING TIMING SERVICE DORNA DATA PROCESSING TIMING SERVICE DORNA DATA PROCESSING TIMING SERVICE DORNA DATA PROCCEESSS

Lap	Lap Time	T1	T2	T3	T4	Speed
16	**1'34.253**	21.548	25.622	22.833	24.250	197.1
17	**1'32.842**	21.270	25.487	21.752	24.333	199.5

6th 44 Kevin ORGIS — Red Bull MotoGP Roo GER

Runs=2 Total laps=16 Full laps=13

1	1'45.920	33.994	25.928	21.814	24.184	
2	**1'31.267**	21.200	25.000	21.172	23.895	198.4
3	**1'31.356**	21.084	25.128	21.235	23.909	199.5
4	**1'31.539**	21.223	24.768	21.176	24.372	199.8
5	**1'32.707**	21.612	24.918	21.105	25.072	199.2
6	**1'30.903**	21.034	25.055	20.903	23.911	201.1
7	**1'34.031**	21.893	26.067	21.433	24.638	203.1
8	**1'32.430**	21.317	25.569	21.378	24.166	204.1
9	**1'32.623**	21.249	25.406	21.743	24.225	203.3
10	**1'30.645**	21.012	24.845	20.969	23.819	201.7
11	**1'36.180**	24.684	25.750	21.574	24.172	205.4
12	**1'31.000**	21.153	25.004	20.993	23.850	200.7
13	1'36.785 P	21.056	25.537	21.386	28.806	200.9
14	2'27.844	1'15.932	25.958	21.659	24.295	
15	**1'57.659**	43.711	27.073	22.357	24.518	198.2
16	**1'32.920**	21.428	25.423	21.562	24.507	197.0

7th 13 Walid SOPPE — Red Bull MotoGP Roo NED

Runs=2 Total laps=16 Full laps=12

1	1'46.198	33.731	26.013	21.867	24.587	
2	**1'31.909**	21.501	25.019	21.325	24.064	197.6
3	**1'31.082**	21.013	24.944	21.258	23.867	201.5
4	**1'30.786**	21.155	24.617	20.882	24.132	200.0
5	**1'31.444**	21.073	25.119	21.195	24.057	200.1
6	**1'31.103**	21.310	24.824	21.083	23.886	197.6
7	**1'33.894**	22.658	25.562	21.484	24.190	198.7
8	**1'32.063**	21.296	25.330	21.423	24.014	198.4
9	**1'31.881**	21.248	25.010	21.354	24.269	197.6
10	1'39.249 P	21.723	25.164	21.393	30.969	198.6
11	2'15.865	59.158	27.954	24.505	24.248	
12	**1'32.604**	21.551	25.310	21.589	24.154	196.1
13	**1'32.373**	21.361	25.209	21.554	24.249	195.6
14	**1'32.750**	21.450	25.245	21.550	24.505	196.3
15	**1'31.999**	21.310	25.165	21.426	24.098	195.6
16	1'44.943 P	24.023	26.274	22.840	31.806	196.7

8th 14 Matthias MEGGLE — Red Bull MotoGP Roo GER

Runs=1 Total laps=17 Full laps=16

1	1'46.395	34.321	25.675	21.816	24.583	
2	**1'31.596**	21.141	24.974	21.335	24.146	200.9
3	**1'31.473**	21.364	25.054	20.956	24.099	198.1
4	**1'30.789**	21.078	24.678	20.945	24.088	201.3
5	**1'31.515**	21.178	24.970	21.069	24.298	201.4
6	**1'31.046**	21.258	24.867	20.918	24.003	200.4
7	**1'33.881**	22.467	25.646	21.378	24.390	200.7
8	**1'32.358**	21.213	25.234	21.374	24.537	199.9
9	**1'31.503**	21.297	25.094	21.108	24.004	200.3
10	**1'32.608**	21.754	25.206	21.162	24.486	199.2
11	**1'31.479**	21.324	25.011	21.156	23.988	201.8
12	**1'32.892**	21.420	25.188	21.504	24.780	201.1
13	**1'32.641**	21.353	25.126	21.667	24.495	198.8

Lap	Lap Time	T1	T2	T3	T4	Speed
14	**1'33.185**	21.452	25.175	21.713	24.845	194.6
15	**1'33.118**	21.585	25.578	21.575	24.380	198.9
16	**1'33.312**	21.412	25.132	22.121	24.647	195.3
17	**1'32.546**	21.322	25.214	21.616	24.394	196.2

9th 39 Kazuki MASAKI — Red Bull MotoGP Roo JPN

Runs=1 Total laps=17 Full laps=16

1	1'42.975	32.468	25.480	21.210	23.817	
2	**1'31.859**	21.710	25.016	21.036	24.097	197.8
3	**1'31.055**	21.448	24.889	21.032	23.686	197.1
4	**1'30.835**	21.315	24.932	20.910	23.678	198.5
5	**1'33.081**	21.141	27.027	20.957	23.956	199.5
6	**1'31.265**	21.451	25.156	20.937	23.721	198.4
7	**1'36.003**	23.546	25.885	21.520	25.052	201.3
8	**1'31.912**	21.210	25.229	21.113	24.360	202.5
9	**1'31.045**	21.195	25.019	20.941	23.890	200.7
10	**1'32.272**	21.377	25.251	21.258	24.386	199.9
11	**1'32.688**	22.660	25.390	20.886	23.752	200.1
12	**1'33.254**	21.368	25.181	21.372	25.333	200.2
13	**1'33.202**	22.528	25.564	21.198	23.912	197.2
14	**1'31.564**	21.280	25.160	21.078	24.046	199.5
15	**1'34.080**	21.827	25.613	21.702	24.938	198.5
16	**1'33.980**	21.792	25.614	21.438	25.136	192.1
17	**1'31.892**	21.587	25.288	21.035	23.982	200.1

10th 52 Deniz ÖNCÜ — Red Bull MotoGP Roo TUR

Runs=1 Total laps=17 Full laps=16

1	1'43.259	33.166	25.645	20.953	23.495	
2	**1'32.061**	21.586	25.795	21.107	23.573	202.3
3	**1'30.963**	21.386	25.191	20.913	23.473	202.4
4	**1'31.119**	21.435	25.149	20.963	23.572	203.1
5	**1'31.739**	21.461	25.360	21.134	23.784	203.8
6	**1'31.769**	21.618	25.535	20.960	23.656	199.7
7	**1'36.398**	24.532	27.046	21.142	23.678	196.9
8	**1'32.146**	21.209	25.140	21.042	24.755	206.3
9	**1'35.101**	23.533	26.140	21.686	23.742	163.5
10	**1'31.816**	21.596	25.268	21.194	23.758	202.8
11	**1'31.069**	21.486	25.224	20.870	23.489	203.1
12	**1'31.744**	21.437	25.676	21.044	23.587	203.0
13	**1'32.767**	22.037	25.734	21.139	23.857	205.2
14	**1'32.094**	21.573	25.286	21.247	23.988	200.4
15	**1'34.274**	21.724	25.384	21.616	25.550	203.0
16	**1'33.509**	22.953	25.096	21.007	24.453	194.2
17	**1'31.408**	21.303	25.215	20.800	24.090	205.0

11th 4 Dan JONES — Red Bull MotoGP Roo GBR

Runs=1 Total laps=17 Full laps=16

1	1'49.982	35.899	27.284	21.853	24.946	
2	**1'32.429**	22.082	25.602	20.887	23.858	199.3
3	**1'32.064**	21.701	25.640	20.978	23.745	195.6
4	**1'31.241**	21.262	25.003	21.004	23.972	201.6
5	**1'31.591**	21.494	25.082	20.946	24.069	201.3
6	**1'31.760**	21.428	25.326	21.143	23.863	198.7
7	**1'31.160**	21.283	25.033	21.172	23.672	199.5
8	**1'31.752**	21.366	25.231	21.315	23.840	201.0
9	**1'31.515**	21.216	25.120	21.139	24.040	199.0

Fastest Lap: Can ÖNCÜ Red Bull MotoGP Roo TUR **1'29.967** 20.995 24.502 20.891 23.579

DORNA DATA PROCESSING TIMING SERVICE DORNA DATA PROCESSING TIMING SERVICE DORNA DATA PROCESSING TIMING SERVICE DORNA DATA PROCESSING TIMING SERVICE DORNA DATA PROCESSING TIMING SERVICE DORNA DATA PROCESSING TIMING SERVICE DORNA DATA PROCESSING TIMING SERVICE DORNA DATA PROCCEESSS

Qualifying Practice

RookiesCup

Lap	Lap Time	T1	T2	T3	T4	Speed
10	**1'31.605**	21.293	25.011	21.328	23.973	199.2
11	**1'31.125**	21.259	24.975	21.128	23.763	199.0
12	**1'31.932**	21.275	25.096	21.185	24.376	199.4
13	**1'32.278**	21.300	25.025	21.486	24.467	199.4
14	**1'35.928**	21.601	27.965	22.248	24.114	191.0
15	**1'31.410**	21.403	25.116	21.054	23.837	197.4
16	**1'33.018**	21.566	25.461	21.325	24.666	197.8
17	**1'31.950**	21.339	25.067	21.247	24.297	199.4

12th 69 Rory SKINNER — Red Bull MotoGP Roo GBR

Runs=3 Total laps=15 Full laps=10

Lap	Lap Time	T1	T2	T3	T4	Speed
1	1'50.320	37.317	26.712	21.710	24.581	
2	**1'32.083**	21.636	25.471	20.941	24.035	202.1
3	**1'31.671**	21.582	25.391	21.038	23.660	194.5
4	**1'31.176**	21.200	24.908	21.198	23.870	198.7
5	**1'43.584**	21.205	25.007	20.931	36.441	199.5
6	**1'39.914**	26.176	27.792	21.784	24.162	178.1
7	**1'32.112**	21.449	25.328	21.443	23.892	197.0
8	1'35.768 P	21.195	26.503	21.499	26.571	198.4
9	2'35.990	1'22.695	26.597	21.860	24.838	
10	**1'31.715**	21.529	25.158	20.976	24.052	199.1
11	**1'32.975**	21.620	25.143	21.605	24.607	200.7
12	**1'33.671**	22.895	25.362	21.405	24.009	195.8
13	**1'32.474**	21.349	25.431	21.693	24.001	196.4
14	1'35.146 P	21.233	25.635	21.461	26.817	201.2
15	3'07.927	1'55.524	26.208	21.787	24.408	

13th 43 Steward GARCIA — Red Bull MotoGP Roo COL

Runs=1 Total laps=17 Full laps=15

Lap	Lap Time	T1	T2	T3	T4	Speed
1	1'49.873	36.536	26.378	21.991	24.968	
2	**1'32.803**	21.795	25.015	21.658	24.335	201.3
3	**1'31.576**	21.582	25.352	20.895	23.747	196.3
4	**1'31.390**	21.225	24.895	21.137	24.133	198.2
5	**1'31.326**	21.388	25.106	20.980	23.852	202.0
6	**1'31.501**	21.330	25.220	21.136	23.815	197.6
7	**1'31.342**	21.298	25.249	21.083	23.712	199.5
8	**1'31.317**	21.225	25.326	21.054	23.712	199.2
9	**1'31.841**	21.153	25.075	21.243	24.370	200.2
10	**1'31.277**	21.222	25.187	20.952	23.916	198.2
11	**1'31.421**	21.265	25.301	21.073	23.782	199.5
12	**1'32.153**	21.332	25.323	21.045	24.453	198.0
13	**1'33.815**	21.434	25.078	22.766	24.537	198.9
14	**1'32.317**	21.378	25.294	21.469	24.176	198.3
15	**1'32.865**	21.464	25.524	21.559	24.318	199.8
16	**1'33.213**	21.348	25.151	21.930	24.784	197.3
17	2'11.268 P	21.527	25.225	21.296	1'03.220	200.1

14th 83 Meikon KAWAKAMI — Red Bull MotoGP Roo BRA

Runs=2 Total laps=15 Full laps=12

Lap	Lap Time	T1	T2	T3	T4	Speed
1	1'49.079	34.867	27.299	22.483	24.430	
2	**1'32.499**	21.427	25.319	21.428	24.325	196.8
3	**1'33.920**	21.771	25.129	21.835	25.185	195.6
4	**1'32.310**	21.815	25.242	21.205	24.048	196.4
5	**1'31.407**	21.269	25.003	21.275	23.860	200.6
6	**1'31.434**	21.229	25.044	21.268	23.893	197.3
7	**1'31.311**	21.153	25.025	21.113	24.020	198.0
8	**1'31.744**	21.091	25.177	21.416	24.060	201.3
9	**1'43.283**	24.466	28.769	22.509	27.539	197.8
10	**1'32.533**	21.606	25.392	21.532	24.003	197.8
11	1'35.825 P	21.256	25.415	21.403	27.751	197.0
12	3'55.714	2'43.328	26.049	21.787	24.550	
13	**1'32.863**	21.371	25.476	21.593	24.423	195.5
14	**1'32.893**	21.364	25.269	21.644	24.616	193.9
15	**1'32.148**	21.186	25.308	21.594	24.060	195.0

15th 6 Ryusei YAMANAKA — Red Bull MotoGP Roo JPN

Runs=2 Total laps=16 Full laps=13

Lap	Lap Time	T1	T2	T3	T4	Speed
1	1'50.070	36.930	26.773	21.648	24.719	
2	**1'31.754**	21.448	24.953	21.320	24.033	200.1
3	1'51.078 P	21.129	25.162	22.140	42.647	202.5
4	2'31.331	1'17.807	28.130	21.283	24.111	
5	**1'31.675**	21.367	25.074	21.174	24.060	198.0
6	**1'31.828**	21.159	25.076	21.420	24.173	198.9
7	**1'41.999**	21.168	26.068	23.377	31.386	198.5
8	**1'31.679**	21.154	24.941	21.272	24.312	200.8
9	**1'31.603**	21.190	25.025	21.176	24.212	200.6
10	**1'31.428**	21.272	25.125	21.104	23.927	202.2
11	**1'33.935**	21.351	25.140	21.672	25.772	202.5
12	**1'33.521**	21.348	25.314	22.304	24.555	203.1
13	**1'31.798**	21.300	25.260	21.389	23.849	199.4
14	**1'32.951**	21.440	25.581	21.690	24.240	200.6
15	**1'33.939**	21.068	25.223	22.371	25.277	200.4
16	**1'31.961**	21.204	25.118	21.206	24.433	200.0

16th 24 Xavier ARTIGAS — Red Bull MotoGP Roo SPA

Runs=3 Total laps=15 Full laps=10

Lap	Lap Time	T1	T2	T3	T4	Speed
1	1'49.599	35.191	27.311	22.290	24.807	
2	**1'33.263**	21.404	25.371	21.945	24.543	199.6
3	**1'32.745**	21.839	25.306	21.286	24.314	196.6
4	**1'32.001**	21.465	25.235	21.275	24.026	200.5
5	**1'32.078**	21.796	25.155	21.311	23.816	198.7
6	**1'31.589**	21.210	25.141	21.393	23.845	201.6
7	**1'31.456**	21.254	25.159	21.234	23.809	201.9
8	**1'31.673**	21.218	25.271	21.316	23.868	202.6
9	1'38.835 P	21.449	25.655	21.640	30.091	201.9
10	2'32.335	1'18.129	26.553	22.513	25.140	
11	1'39.382 P	22.016	25.641	22.245	29.480	196.2
12	2'59.765	1'46.592	26.220	22.316	24.637	
13	**1'34.576**	21.728	26.037	22.194	24.617	198.1
14	**1'34.422**	22.298	25.842	21.909	24.373	196.5
15	**1'34.345**	21.997	25.906	21.986	24.456	198.3

17th 21 Victor STEEMAN — Red Bull MotoGP Roo NED

Runs=2 Total laps=16 Full laps=13

Lap	Lap Time	T1	T2	T3	T4	Speed
1	1'50.947	36.353	26.995	21.893	25.706	
2	**1'35.611**	22.113	25.918	21.927	25.653	198.5
3	**1'36.646**	21.256	25.946	21.427	28.017	199.7
4	**1'37.099**	22.693	27.266	22.847	24.293	190.0
5	**1'32.675**	22.940	24.895	20.873	23.967	195.0
6	**1'35.926**	22.444	27.554	21.774	24.154	199.6
7	**1'32.033**	21.434	25.336	21.384	23.879	199.2
8	**1'32.122**	21.310	25.420	21.400	23.992	198.4

Fastest Lap: Can ÖNCÜ — Red Bull MotoGP Roo TUR — **1'29.967** — 20.995 — 24.502 — 20.891 — 23.579

DORNA DATA PROCESSING -TIMING SERVICE DORNA DATA PROCESSING TIMING SERVICE DORNA DATA PROCESSING TIMING SERVICE DORNA DATA PROCESSING TIMING SERVICE DORNA DATA PROCESSING TIMING SERVICE DORNA DATA PROCESSING TIMING SERVICE DORNA DATA PROCESSING TIMING SERVICE DORNA DATA PROCCEESSS

Qualifying Practice

RookiesCup

Lap	Lap Time		T1	T2	T3	T4	Speed
9	**1'34.868**		23.310	26.191	21.344	24.023	198.0
10	**1'31.983**		21.406	25.249	21.295	24.033	195.8
11	1'45.683	P	22.801	27.206	23.096	32.580	195.6
12	2'03.349		52.800	25.418	21.158	23.973	
13	**1'31.581**		21.307	25.125	21.157	23.992	194.9
14	**1'34.287**		22.602	25.458	21.584	24.643	195.0
15	**1'36.680**		24.777	26.840	21.100	23.963	195.5
16	**1'34.302**		23.289	25.560	21.252	24.201	188.4

18th 9 Sasha DE VITS

Red Bull MotoGP Roo BEL

Runs=1 Total laps=17 Full laps=16

Lap	Lap Time		T1	T2	T3	T4	Speed
1	1'46.483		33.563	26.114	22.065	24.741	
2	**1'32.956**		21.570	25.422	21.678	24.286	201.3
3	**1'33.377**		21.878	25.371	21.744	24.384	199.9
4	**1'32.644**		21.707	25.485	21.223	24.229	198.6
5	**1'31.702**		21.357	25.170	21.056	24.119	202.7
6	**1'32.133**		21.346	25.409	21.191	24.187	202.2
7	**1'32.517**		21.523	25.462	21.516	24.016	202.5
8	**1'32.031**		21.403	25.204	21.414	24.010	200.7
9	**1'32.427**		21.339	25.384	21.441	24.263	202.0
10	**1'32.517**		21.414	25.358	21.512	24.233	198.3
11	**1'33.640**		21.868	25.928	21.587	24.257	199.1
12	**1'32.909**		21.606	25.542	21.424	24.337	199.0
13	**1'33.292**		21.526	25.815	21.653	24.298	197.7
14	**1'32.953**		21.844	25.266	21.508	24.335	196.7
15	**1'32.975**		21.526	25.516	21.494	24.439	201.4
16	**1'33.483**		21.622	25.689	22.058	24.114	202.7
17	**1'33.197**		21.536	25.624	21.631	24.406	198.3

19th 11 Gabriele GIANNINI

Red Bull MotoGP Roo ITA

Runs=2 Total laps=16 Full laps=13

Lap	Lap Time		T1	T2	T3	T4	Speed
1	1'49.964		36.149	26.642	22.105	25.068	
2	**1'34.399**		22.612	25.928	21.583	24.276	195.1
3	**1'32.437**		21.761	25.092	21.276	24.308	194.2
4	**1'32.022**		21.756	24.986	21.282	23.998	192.8
5	**1'32.345**		21.641	25.065	21.452	24.187	194.9
6	**1'32.558**		21.612	25.296	21.350	24.300	195.0
7	**1'32.901**		21.700	25.355	21.634	24.212	194.0
8	**1'33.489**		21.737	25.562	21.885	24.305	195.5
9	**1'35.031**		22.649	25.665	22.323	24.394	194.4
10	**1'32.536**		21.588	25.423	21.561	23.964	195.4
11	**1'32.482**		21.570	25.336	21.455	24.121	196.1
12	1'39.314	P	22.566	25.852	22.122	28.774	194.2
13	2'45.136		1'34.624	25.415	21.212	23.885	
14	**1'32.733**		21.579	25.176	21.414	24.564	199.7
15	**1'33.328**		21.731	25.572	21.346	24.679	197.4
16	**1'32.453**		21.718	25.211	21.322	24.202	198.2

20th 82 Loran FABER

Red Bull MotoGP Roo NED

Runs=3 Total laps=15 Full laps=10

Lap	Lap Time		T1	T2	T3	T4	Speed
1	1'51.022		38.324	26.397	21.701	24.600	
2	**1'34.407**		22.175	25.948	21.846	24.438	200.0
3	**1'33.541**		21.625	25.619	21.530	24.767	200.5
4	**1'32.049**		21.561	25.211	21.211	24.066	199.7
5	**1'32.661**		21.270	25.400	21.746	24.245	201.2
6	**1'32.396**		21.277	25.394	21.517	24.208	199.8

Lap	Lap Time		T1	T2	T3	T4	Speed
7	1'40.575	P	21.735	26.416	22.894	29.530	200.2
8	2'34.769		1'23.006	25.569	21.533	24.661	
9	**1'33.000**		21.285	25.508	21.682	24.525	198.5
10	**1'32.620**		21.191	25.755	21.522	24.152	198.8
11	**1'32.647**		21.383	25.387	21.591	24.286	197.3
12	**1'32.527**		21.385	25.406	21.300	24.436	197.7
13	**1'33.796**		21.285	25.799	21.641	25.071	196.3
14	1'38.195	P	22.624	25.893	22.092	27.586	197.8
15	2'45.613		1'29.862	27.451	22.099	26.201	

21st 40 Sean KELLY

Red Bull MotoGP Roo USA

Runs=3 Total laps=16 Full laps=12

Lap	Lap Time		T1	T2	T3	T4	Speed
1	1'50.790		38.114	26.248	21.868	24.560	
2	**1'33.909**		22.043	25.959	21.696	24.211	200.2
3	**1'33.122**		21.655	25.503	21.591	24.373	201.8
4	**1'32.742**		21.563	25.465	21.513	24.201	196.6
5	**1'33.011**		21.512	25.543	21.622	24.334	197.5
6	**1'32.657**		21.560	25.458	21.494	24.145	196.1
7	**1'32.916**		21.491	25.400	21.587	24.438	200.5
8	1'45.034	P	23.066	26.717	21.998	33.253	197.8
9	2'26.311	P	56.252	29.256	29.396	31.407	
10	1'52.619		40.802	25.819	21.664	24.334	
11	**1'32.835**		21.599	25.536	21.485	24.215	196.8
12	**1'32.959**		21.450	25.531	21.491	24.487	197.2
13	**1'32.538**		21.340	25.364	21.537	24.297	200.3
14	**1'32.910**		21.521	25.556	21.532	24.301	196.2
15	**1'34.031**		22.075	25.609	22.015	24.332	194.2
16	**1'32.866**		21.342	25.583	21.620	24.321	198.4

22nd 19 Lorenzo BARTALE

Red Bull MotoGP Roo ITA

Runs=1 Total laps=16 Full laps=15

Lap	Lap Time		T1	T2	T3	T4	Speed
1	1'50.510		36.860	26.821	21.965	24.864	
2	**1'34.291**		22.215	25.959	21.722	24.395	202.9
3	**1'34.075**		22.041	25.695	21.491	24.848	199.4
4	**1'32.907**		21.867	25.284	21.547	24.209	199.2
5	**1'32.744**		21.547	25.378	21.497	24.322	200.5
6	**1'32.864**		21.587	25.338	21.609	24.330	199.4
7	**1'32.707**		21.413	25.516	21.619	24.159	199.9
8	**1'33.101**		21.493	25.425	21.560	24.623	200.1
9	**1'36.680**		21.641	25.561	24.759	24.719	200.0
10	**1'33.469**		21.667	25.659	21.743	24.400	197.7
11	**1'32.942**		21.661	25.388	21.569	24.324	198.2
12	**1'33.330**		21.499	25.344	21.936	24.551	198.4
13	**1'33.079**		21.549	25.585	21.544	24.401	197.0
14	**1'32.947**		21.500	25.352	21.729	24.366	195.8
15	**1'32.637**		21.441	25.514	21.466	24.216	197.0
16	**1'33.244**		21.453	25.485	21.876	24.430	196.9

23rd 36 Beatriz NEILA

Red Bull MotoGP Roo SPA

Runs=3 Total laps=15 Full laps=10

Lap	Lap Time		T1	T2	T3	T4	Speed
1	1'49.834		34.726	27.172	22.605	25.331	
2	**1'34.730**		22.581	26.021	21.591	24.537	199.7
3	**1'34.244**		22.115	25.608	21.577	24.944	199.1
4	**1'33.899**		22.230	25.651	21.321	24.697	199.1
5	**1'34.439**		21.975	25.888	21.588	24.988	200.1
6	1'38.879	P	22.066	25.954	22.401	28.458	197.4

Fastest Lap: Can ÖNCÜ Red Bull MotoGP Roo TUR **1'29.967** 20.995 24.502 20.891 23.579

DORNA DATA PROCESSING ,TIMING SERVICE DORNA DATA PROCESSING TIMING SERVICE DORNA DATA PROCESSING TIMING SERVICE DORNA DATA PROCESSING TIMING SERVICE DORNA DATA PROCESSING TIMING SERVICE DORNA DATA PROCESSING TIMING SERVICE DORNA DATA PROCESSING TIMING SERVICE DORNA DATA PROCCEESSS

Qualifying Practice

RookiesCup

Lap	Lap Time		T1	T2	T3	T4	Speed	Lap	Lap Time	T1	T2	T3	T4	Speed
7	2'54.852		1'39.842	27.970	22.463	24.577								
8	**1'34.891**		22.351	25.896	21.899	24.745	199.9							
9	**1'34.291**		21.977	25.851	21.754	24.709	200.6							
10	**1'34.304**		22.067	25.828	21.737	24.672	200.3							
11	**1'35.607**		22.019	26.073	22.511	25.004	198.4							
12	**1'34.992**		22.109	25.825	21.942	25.116	198.6							
13	**1'34.898**		22.026	26.019	22.005	24.848	196.6							
14	1'40.071	P	22.404	26.745	22.581	28.341	195.9							
15	2'55.221		1'34.725	28.109	22.556	29.831								

Fastest Lap:	Can ÖNCÜ	Red Bull MotoGP Roo	TUR	**1'29.967**	20.995	24.502	20.891	23.579

DORNA DATA PROCESSING ,TIMING SERVICE DORNA DATA PROCESSING TIMING SERVICE DORNA DATA PROCESSING TIMING SERVICE DORNA DATA PROCESSING TIMING SERVICE DORNA DATA PROCESSING TIMING SERVICE DORNA DATA PROCESSING TIMING SERVICE DORNA DATA PROCESSING TIMING SERVICE DORNA DATA PROCCEESSS

Sachsenring, Friday, June 30, 2017

Sachsenring

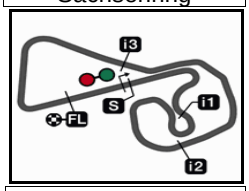

3671 m.

Results and timing service provided by TISSOT

RookiesCup

GoPro MOTORRAD GRAND PRIX DEUTSCHLAND

Official Starting Grid

Race : 19 laps = 69.749 km

1	**1** 1'29.967 **65 Can ÖNCÜ** KTM	**2** 1'30.199 **81 Aleix VIU** KTM	**3** 1'30.266 **20 Omar BONOLI** KTM
2	**4** 1'30.489 **28 Adrian CARRASCO** KTM	**5** 1'30.546 **22 Peetu PAAVILAINEN** KTM	**6** 1'30.645 **44 Kevin ORGIS** KTM
3	**7** 1'30.786 **13 Walid SOPPE** KTM	**8** 1'30.789 **14 Matthias MEGGLE** KTM	**9** 1'30.835 **39 Kazuki MASAKI** KTM
4	**10** 1'30.963 **52 Deniz ÖNCÜ** KTM	**11** 1'31.125 **4 Dan JONES** KTM	**12** 1'31.176 **69 Rory SKINNER** KTM
5	**13** 1'31.277 **43 Steward GARCIA** KTM	**14** 1'31.311 **83 Meikon KAWAKAMI** KTM	**15** 1'31.428 **6 Ryusei YAMANAKA** KTM
6	**16** 1'31.456 **24 Xavier ARTIGAS** KTM	**17** 1'31.581 **21 Victor STEEMAN** KTM	**18** 1'31.702 **9 Sasha DE VITS** KTM
7	**19** 1'32.049 **82 Loran FABER** KTM	**20** 1'32.538 **40 Sean KELLY** KTM	**21** 1'32.637 **19 Lorenzo BARTALESI** KTM
8	**22** 1'33.899 **36 Beatriz NEILA** KTM	**23** 1'32.022 **11 Gabriele GIANNINI** KTM	

Race Direction grid penalty for rider #11

The results are provisional until the end of the limit for protest and appeals and until the ratification of the Event Management Committee.

Time limit for protest expires 60' at the latest after publication of the results - Mr. ..... Time: .....

DORNA DATA PROCESSING TIMING SERVICE DORNA DATA PROCESSING TIMING SERVICE DORNA DATA PROCESSING TIMING SERVICE DORNA DATA PROCESSING TIMING SERVICE DORNA DATA PROCESSING TIMING SERVICE DORNA DATA PROCESSING TIMING SERVICE DORNA DATA PROCESSING TIMING SERVICE DORNA DATA PROCCEESSS

Sachsenring, Friday, June 30, 2017

Sachsenring

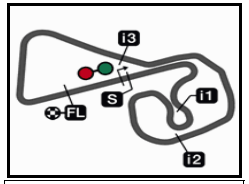

3671 m.

Results and timing service provided by TISSOT

RookiesCup

GoPro MOTORRAD GRAND PRIX DEUTSCHLAND

Qualifying Practice

Best Partial Times

IT *Ideal Lap Time, sum of the best partial times* ***BT*** *Best Lap Time*

T1			T2		T3		T4	
Pos	Rider	Time	Rider	Time	Rider	Time	Rider	Time
1	A.CARRASCO	20.873	C.ÖNCÜ	24.502	O.BONOLI	20.662	D.ÖNCÜ	23.473
2	**O.BONOLI**	**20.884**	**O.BONOLI**	**24.572**	**P.PAAVILAINEN**	**20.674**	**C.ÖNCÜ**	**23.521**
3	A.VIU	20.902	W.SOPPE	24.617	C.ÖNCÜ	20.761	A.CARRASCO	23.602
4	**C.ÖNCÜ**	**20.995**	**M.MEGGLE**	**24.678**	**A.VIU**	**20.782**	**A.VIU**	**23.615**
5	K.ORGIS	21.012	A.VIU	24.690	D.ÖNCÜ	20.800	R.SKINNER	23.660
6	**W.SOPPE**	**21.013**	**K.ORGIS**	**24.768**	**V.STEEMAN**	**20.873**	**D.JONES**	**23.672**
7	P.PAAVILAINEN	21.018	A.CARRASCO	24.884	W.SOPPE	20.882	K.MASAKI	23.678
8	**R.YAMANAKA**	**21.068**	**K.MASAKI**	**24.889**	**K.MASAKI**	**20.886**	**S.GARCIA**	**23.712**
9	M.MEGGLE	21.078	V.STEEMAN	24.895	D.JONES	20.887	O.BONOLI	23.743
10	**M.KAWAKAMI**	**21.091**	**S.GARCIA**	**24.895**	**S.GARCIA**	**20.895**	**P.PAAVILAINEN**	**23.750**
11	K.MASAKI	21.141	P.PAAVILAINEN	24.906	K.ORGIS	20.903	X.ARTIGAS	23.809
12	**S.GARCIA**	**21.153**	**R.SKINNER**	**24.908**	**A.CARRASCO**	**20.913**	**K.ORGIS**	**23.819**
13	L.FABER	21.191	R.YAMANAKA	24.941	M.MEGGLE	20.918	R.YAMANAKA	23.849
14	**R.SKINNER**	**21.195**	**D.JONES**	**24.975**	**R.SKINNER**	**20.931**	**M.KAWAKAMI**	**23.860**
15	D.ÖNCÜ	21.209	G.GIANNINI	24.986	S.DE VITS	21.056	W.SOPPE	23.867
16	**X.ARTIGAS**	**21.210**	**M.KAWAKAMI**	**25.003**	**R.YAMANAKA**	**21.104**	**V.STEEMAN**	**23.879**
17	D.JONES	21.216	D.ÖNCÜ	25.096	M.KAWAKAMI	21.113	G.GIANNINI	23.885
18	**V.STEEMAN**	**21.256**	**X.ARTIGAS**	**25.141**	**L.FABER**	**21.211**	**M.MEGGLE**	**23.988**
19	S.DE VITS	21.339	S.DE VITS	25.170	G.GIANNINI	21.212	S.DE VITS	24.010
20	**S.KELLY**	**21.340**	**L.FABER**	**25.211**	**X.ARTIGAS**	**21.234**	**L.FABER**	**24.066**
21	L.BARTALESI	21.413	L.BARTALESI	25.284	B.NEILA	21.321	S.KELLY	24.145
22	**G.GIANNINI**	**21.570**	**S.KELLY**	**25.364**	**L.BARTALESI**	**21.466**	**L.BARTALESI**	**24.159**
23	B.NEILA	21.975	B.NEILA	25.608	S.KELLY	21.485	B.NEILA	24.537

Pos	Rider	IT	BT	
1	**C.ÖNCÜ**	1'29.779	1'29.967	(1)
2	**O.BONOLI**	1'29.861	1'30.266	(3)
3	**A.VIU**	1'29.989	1'30.199	(2)
4	**A.CARRASCO**	1'30.272	1'30.489	(4)
5	**P.PAAVILAINE**	1'30.348	1'30.546	(5)
6	**W.SOPPE**	1'30.379	1'30.786	(7)
7	**K.ORGIS**	1'30.502	1'30.645	(6)
8	**D.ÖNCÜ**	1'30.578	1'30.963	(10)
9	**K.MASAKI**	1'30.594	1'30.835	(9)
10	**S.GARCIA**	1'30.655	1'31.277	(13)
11	**M.MEGGLE**	1'30.662	1'30.789	(8)
12	**R.SKINNER**	1'30.694	1'31.176	(12)
13	**D.JONES**	1'30.750	1'31.125	(11)
14	**V.STEEMAN**	1'30.903	1'31.581	(17)
15	**R.YAMANAKA**	1'30.962	1'31.428	(15)
16	**M.KAWAKAMI**	1'31.067	1'31.311	(14)
17	**X.ARTIGAS**	1'31.394	1'31.456	(16)
18	**S.DE VITS**	1'31.575	1'31.702	(18)
19	**G.GIANNINI**	1'31.653	1'32.022	(19)
20	**L.FABER**	1'31.679	1'32.049	(20)
21	**L.BARTALESI**	1'32.322	1'32.637	(22)
22	**S.KELLY**	1'32.334	1'32.538	(21)
23	**B.NEILA**	1'33.441	1'33.899	(23)

DORNA DATA PROCESSING .TIMING SERVICE DORNA DATA PROCESSING TIMING SERVICE DORNA DATA PROCESSING TIMING SERVICE DORNA DATA PROCESSING TIMING SERVICE DORNA DATA PROCESSING TIMING SERVICE DORNA DATA PROCESSING TIMING SERVICE DORNA DATA PROCESSING TIMING SERVICE DORNA DATA PROCCEESSS

Sachsenring

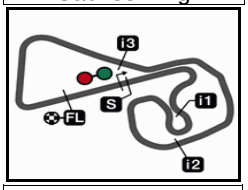

3671 m.

Results and timing service provided by TISSOT

RookiesCup

GoPro MOTORRAD GRAND PRIX DEUTSCHLAND

Qualifying Practice

Fastest Laps Sequence

Practice Time	Rider	Nation	Motorcycle	Time	Km/h	Rider's Lap
3'11.870	65 **Can ÖNCÜ**	TUR	KTM	**1'30.436**	146.1	2
4'42.057	65 **Can ÖNCÜ**	TUR	KTM	**1'30.187**	146.5	3
6'12.024	65 **Can ÖNCÜ**	TUR	KTM	**1'29.967**	146.8	4

DORNA DATA PROCESSING _TIMING SERVICE DORNA DATA PROCESSING TIMING SERVICE DORNA DATA PROCESSING TIMING SERVICE DORNA DATA PROCESSING TIMING SERVICE DORNA DATA PROCESSING TIMING SERVICE DORNA DATA PROCESSING TIMING SERVICE DORNA DATA PROCESSING TIMING SERVICE DORNA DATA PROCESSING TIMING SERVICE DORNA DATA PROCCEESSS

Sachsenring, Friday, June 30, 2017