

4542 m.

MOTUL TT ASSEN

Free Practice Nr. 1

Classification

Rookies Cup

3

	Rider	Nation	Team	Motorcycle	Time	Lap	Total	Gap	Top Speed
1	65 Can ÖNCÜ	TUR	Red Bull MotoGP Rookies Cup	KTM	1'48.297	15	15		204.9
2	81 Aleix VIU	SPA	Red Bull MotoGP Rookies Cup	KTM	1'48.394	15	16	0.097 0.097	199.7
3	20 Omar BONOLI	ITA	Red Bull MotoGP Rookies Cup	KTM	1'48.556	10	14	0.259 0.162	197.8
4	69 Rory SKINNER	GBR	Red Bull MotoGP Rookies Cup	KTM	1'48.955	12	16	0.658 0.399	199.0
5	39 Kazuki MASAKI	JPN	Red Bull MotoGP Rookies Cup	KTM	1'48.985	14	16	0.688 0.030	203.1
6	21 Victor STEEMAN	NED	Red Bull MotoGP Rookies Cup	KTM	1'49.296	12	16	0.999 0.311	197.4
7	44 Kevin ORGIS	GER	Red Bull MotoGP Rookies Cup	KTM	1'49.310	16	16	1.013 0.014	197.4
8	13 Walid SOPPE	NED	Red Bull MotoGP Rookies Cup	KTM	1'49.409	12	14	1.112 0.099	196.2
9	28 Adrian CARRASCO	SPA	Red Bull MotoGP Rookies Cup	KTM	1'49.546	12	16	1.249 0.137	199.9
10	83 Meikon KAWAKAMI	BRA	Red Bull MotoGP Rookies Cup	KTM	1'49.833	13	14	1.536 0.287	194.1
11	43 Steward GARCIA	COL	Red Bull MotoGP Rookies Cup	KTM	1'50.132	15	15	1.835 0.299	199.1
12	9 Sasha DE VITS	BEL	Red Bull MotoGP Rookies Cup	KTM	1'50.230	16	16	1.933 0.098	202.2
13	4 Dan JONES	GBR	Red Bull MotoGP Rookies Cup	KTM	1'50.502	14	15	2.205 0.272	196.3
14	52 Deniz ÖNCÜ	TUR	Red Bull MotoGP Rookies Cup	KTM	1'50.586	16	16	2.289 0.084	200.7
15	14 Matthias MEGGLE	GER	Red Bull MotoGP Rookies Cup	KTM	1'51.072	9	11	2.775 0.486	196.0
16	82 Loran FABER	NED	Red Bull MotoGP Rookies Cup	KTM	1'51.100	15	15	2.803 0.028	199.7
17	24 Xavier ARTIGAS	SPA	Red Bull MotoGP Rookies Cup	KTM	1'51.157	8	11	2.860 0.057	202.7
18	22 Peetu PAAVILAINEN	FIN	Red Bull MotoGP Rookies Cup	KTM	1'51.311	16	16	3.014 0.154	199.2
19	6 Ryusei YAMANAKA	JPN	Red Bull MotoGP Rookies Cup	KTM	1'51.344	7	7	3.047 0.033	200.2
20	40 Sean KELLY	USA	Red Bull MotoGP Rookies Cup	KTM	1'52.169	5	5	3.872 0.825	195.6
21	19 Lorenzo BARTALESI	ITA	Red Bull MotoGP Rookies Cup	KTM	1'52.304	14	16	4.007 0.135	195.9
22	11 Gabriele GIANNINI	ITA	Red Bull MotoGP Rookies Cup	KTM	1'52.853	5	11	4.556 0.549	192.3
23	36 Beatriz NEILA	SPA	Red Bull MotoGP Rookies Cup	KTM	1'54.904	11	13	6.607 2.051	198.6

Practice condition: Dry

Air: 21°

Humidity: 60%

Ground: 29°

Fastest Lap:	Lap: 15	Can ÖNCÜ	1'48.297	150.9 Km/h
Circuit Record Lap:	2015	Fabio DI GIANNANTONIO	1'45.094	155.5 Km/h
Circuit Best Lap:	2015	Fabio DI GIANNANTONIO	1'45.094	155.5 Km/h

The results are provisional until the end of the limit for protest and appeals.

Time limit for protest expires 30' after publication of the results - Time:

DORNA DATA PROCESSING TIMING SERVICE DORNA DATA PROCESSING TIMING SERVICE DORNA DATA PROCESSING TIMING SERVICE DORNA DATA PROCESSING TIMING SERVICE DORNA DATA PROCESSING TIMING SERVICE DORNA DATA PROCESSING TIMING SERVICE DORNA DATA PROCESSING TIMING SERVICE DORNA DATA PROCCESSS



4542 m.

MOTUL TT ASSEN

Free Practice Nr. 1

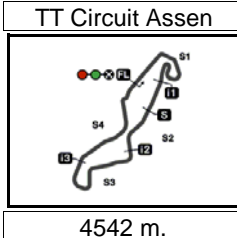
Top Speed & Average

RookiesCup

4



Rider	Nation	Motorcycle	Top 5 speeds					Average	Top
65 Can ÖNCÜ	TUR	KTM	204.9	200.2	199.6	198.9	198.6	200.4	204.9
39 Kazuki MASAKI	JPN	KTM	203.1	199.2	198.7	198.4	198.4	199.6	203.1
24 Xavier ARTIGAS	SPA	KTM	202.7	201.0	200.0	198.8	198.1	200.1	202.7
9 Sasha DE VITS	BEL	KTM	202.2	200.7	200.0	199.7	199.2	200.4	202.2
52 Deniz ÖNCÜ	TUR	KTM	200.7	200.7	200.6	200.4	200.3	200.5	200.7
6 Ryusei YAMANAKA	JPN	KTM	200.2	199.7	197.5	196.6	196.1	198.0	200.2
28 Adrian CARRASCO	SPA	KTM	199.9	197.3	196.3	196.2	195.9	197.1	199.9
81 Aleix VIU	SPA	KTM	199.7	197.0	196.6	196.2	196.0	197.1	199.7
82 Loran FABER	NED	KTM	199.7	199.4	197.1	196.7	196.5	197.9	199.7
22 Peetu PAAVILAINEN	FIN	KTM	199.2	198.4	196.1	195.7	195.6	197.0	199.2
43 Steward GARCIA	COL	KTM	199.1	197.0	196.4	196.2	196.0	196.9	199.1
69 Rory SKINNER	GBR	KTM	199.0	197.8	197.1	196.9	196.9	197.5	199.0
36 Beatriz NEILA	SPA	KTM	198.6	194.9	194.7	191.5	190.9	193.6	198.6
20 Omar BONOLI	ITA	KTM	197.8	197.4	197.1	196.3	196.1	196.9	197.8
21 Victor STEEMAN	NED	KTM	197.4	195.1	194.8	194.6	194.6	195.3	197.4
44 Kevin ORGIS	GER	KTM	197.4	197.4	197.3	197.3	197.0	197.3	197.4
4 Dan JONES	GBR	KTM	196.3	196.0	195.6	195.5	195.5	195.8	196.3
13 Walid SOPPE	NED	KTM	196.2	195.9	195.4	194.8	194.8	195.4	196.2
14 Matthias MEGGLE	GER	KTM	196.0	195.2	193.7	192.2	191.9	193.8	196.0
19 Lorenzo BARTALESI	ITA	KTM	195.9	195.3	195.2	194.9	194.9	195.2	195.9
40 Sean KELLY	USA	KTM	195.6	194.7	191.8	191.6	189.8	192.7	195.6
83 Meikon KAWAKAMI	BRA	KTM	194.1	193.6	193.1	192.8	192.7	193.3	194.1
11 Gabriele GIANNINI	ITA	KTM	192.3	192.0	191.6	191.0	190.6	191.5	192.3



MOTUL TT ASSEN

Free Practice Nr. 1

Chronological Analysis of Performances

5

* Lap / Sector time cancelled

T1 Time from finish line to 1st intermediate

T3 Time from 2nd intermed. to 3rd intermed.

P Crossing the finish line in pit lane

T2 Time from 1st intermed. to 2nd intermed.

T4 Time from 3rd intermediate to finish line

Lap	Lap Time	T1	T2	T3	T4	Speed	Lap	Lap Time	T1	T2	T3	T4	Speed		
1st	65	Can ÖNCÜ Red Bull MotoGP Roo TUR						Runs=2 Total laps=15 Full laps=12	8	5'29.496	4'10.227	18.826	34.813	25.630	191.6
							9	1'49.107	35.828	17.698	30.326	25.255	195.2		
1	2'43.178	1'23.325	19.374	33.630	26.849	187.0	10	1'48.556	35.411	17.676	30.300	25.169	194.9		
2	1'54.848	37.582	18.619	32.119	26.528	196.7	11	1'49.936	35.421	18.300	31.034	25.181	193.3		
3	1'52.523	36.870	18.106	31.512	26.035	198.6	12	1'48.776	35.625	17.427	30.412	25.312	197.1		
4	1'50.524	36.049	17.840	30.868	25.767	200.2	13	1'49.031	35.619	17.732	30.545	25.135	194.8		
5	1'50.344	35.927	17.641	31.349	25.427	204.9	14	1'49.070	35.559	17.825	30.405	25.281	191.4		
6	1'49.924	35.731	17.947	30.787	25.459	198.9	4th 69 Rory SKINNER Red Bull MotoGP Roo GBR						Runs=1 Total laps=16 Full laps=15		
7	1'49.932	35.845	17.688	30.942	25.457	197.9	1	2'46.242	1'26.421	19.134	33.907	26.780	191.9		
8	1'52.352 P	35.982	17.987	31.082	27.301	199.6	2	1'53.270	37.130	18.145	31.846	26.149	196.1		
9	4'01.804	2'47.357	17.976	30.843	25.628	196.8	3	1'50.914	36.135	17.927	31.161	25.691	196.9		
10	1'49.623	35.818	17.969	30.521	25.315	196.2	4	1'49.952	35.682	17.902	30.809	25.559	196.9		
11	1'49.046	35.442	17.742	30.426	25.436	196.5	5	1'50.909	35.850	17.905	31.795	25.359	195.4		
12	1'48.822	35.576	17.727	30.501	25.018	196.4	6	1'50.010	35.749	17.945	30.829	25.487	196.0		
13	1'48.591	35.332	17.644	30.373	25.242	195.7	7	1'50.582	36.386	17.579	31.142	25.475	197.8		
14	1'48.468	35.272	17.698	30.309	25.189	197.2	8	1'50.215	35.739	17.800	31.347	25.329	199.0		
15	1'48.297	35.241	17.693	30.188	25.175	196.6	9	1'50.319	35.783	17.954	31.265	25.317	196.0		
2nd 81 Aleix VIU Red Bull MotoGP Roo SPA							Runs=1 Total laps=16 Full laps=15	10	1'49.780	35.674	17.736	30.877	25.493	196.1	
1	2'55.331	1'33.067	19.850	35.231	27.183	191.2	11	1'49.452	35.632	17.813	30.768	25.239	195.4		
2	1'56.280	37.929	18.455	33.529	26.367	194.6	12	1'48.955	35.422	18.026	30.490	25.017	192.6		
3	1'52.377	36.854	17.953	31.822	25.748	196.6	13	1'49.435	35.450	17.869	30.732	25.384	197.1		
4	1'51.475	36.372	18.015	31.489	25.599	196.0	14	1'48.985	35.585	17.744	30.495	25.161	194.8		
5	1'51.239	36.275	17.947	31.436	25.581	196.2	15	1'49.264	35.546	17.746	30.523	25.449	195.9		
6	1'50.240	35.921	17.820	30.892	25.607	194.0	16	1'49.058	35.636	17.775	30.396	25.251	195.0		
7	1'53.320	38.960	17.863	30.962	25.535	193.2	5th 39 Kazuki MASAKI Red Bull MotoGP Roo JPN						Runs=1 Total laps=16 Full laps=15		
8	1'49.860	35.941	17.685	30.911	25.323	195.7	1	2'55.574	1'33.366	19.722	35.146	27.340	192.7		
9	1'49.426	35.678	17.665	30.800	25.283	194.4	2	1'55.160	37.878	18.365	32.771	26.146	197.6		
10	1'52.696	37.203	18.549	31.036	25.908	185.9	3	1'52.760	36.593	17.981	32.445	25.741	198.4		
11	1'49.079	35.590	17.621	30.722	25.146	197.0	4	1'52.078	36.354	17.995	31.857	25.872	196.4		
12	1'49.188	35.596	17.770	30.744	25.078	193.2	5	1'51.431	36.409	17.982	31.673	25.367	203.1		
13	1'49.033	35.618	17.546	30.736	25.133	195.0	6	1'50.084	35.880	17.807	31.088	25.309	199.2		
14	1'48.496	35.380	17.567	30.481	25.068	194.3	7	1'51.946	36.797	17.745	31.811	25.593	197.5		
15	1'48.394	35.459	17.338	30.404	25.193	199.7	8	1'51.511	37.618	17.522	31.099	25.272	198.4		
16	1'48.795	35.353	17.591	30.609	25.242	194.9	9	1'49.406	35.841	17.543	30.920	25.102	197.8		
3rd 20 Omar BONOLI Red Bull MotoGP Roo ITA							Runs=2 Total laps=14 Full laps=11	10	1'51.313	35.967	17.685	31.487	26.174	197.8	
1	2'48.610	1'28.929	19.272	33.568	26.841	193.9	11	1'50.792	36.251	17.921	31.365	25.255	193.8		
2	1'52.649	37.194	17.994	31.680	25.781	196.3	12	1'50.546	35.935	17.643	31.045	25.923	196.6		
3	1'50.141	36.096	17.734	30.952	25.359	196.1	13	1'50.504	36.342	17.667	31.182	25.313	195.9		
4	1'49.338	35.712	17.646	30.632	25.348	197.4	14	1'48.985	35.660	17.473	30.651	25.201	198.1		
5	1'49.876	35.699	17.776	31.015	25.386	197.8	15	1'49.194	35.625	17.547	30.754	25.268	198.7		
6	1'49.392	35.862	17.739	30.464	25.327	194.1	16	1'50.059	35.937	17.568	31.125	25.429	196.7		
7	1'53.177 P	35.465	17.743	30.678	29.291	194.6	Fastest Lap: Can ÖNCÜ Red Bull MotoGP Roo TUR 1'48.297 35.241 17.693 30.188 25.175								

DORNA DATA PROCESSING TIMING SERVICE DORNA DATA PROCESSING TIMING SERVICE DORNA DATA PROCESSING TIMING SERVICE DORNA DATA PROCESSING TIMING SERVICE DORNA DATA PROCESSING TIMING SERVICE DORNA DATA PROCESSING TIMING SERVICE DORNA DATA PROCCESSS

Free Practice Nr. 1

RookiesCup

Lap	Lap Time	T1	T2	T3	T4	Speed	Lap	Lap Time	T1	T2	T3	T4	Speed		
12th	9	Sasha DE VITS					Red Bull MotoGP Roo BEL	15th	14	Matthias MEGGLE					Red Bull MotoGP Roo GER
		Runs=1	Total laps=16			Full laps=15			Runs=2	Total laps=11			Full laps=8		
1	2'38.600	1'18.402	19.322	34.076	26.800	194.8	1	2'49.413	1'28.757	19.300	34.123	27.233	190.1		
2	1'55.604	37.840	18.754	32.781	26.229	197.0	2	1'54.926	37.493	18.325	32.623	26.485	196.0		
3	1'53.569	37.057	18.483	32.194	25.835	197.4	3	1'46.771	* 0'25.56*	19.138	34.866	27.198	189.0		
4	1'52.816	36.570	18.332	31.830	26.084	197.3	4	1'54.387	37.230	18.789	32.118	26.250	189.4		
5	1'51.465	36.292	18.255	31.597	25.321	202.2	5	1'54.243	37.066	18.744	32.247	26.186	189.8		
6	1'50.769	35.930	18.023	31.388	25.428	198.4	6	1'52.737	36.404	18.402	31.881	26.050	190.1		
7	1'51.025	36.051	17.988	31.433	25.553	199.2	7	1'51.623	36.695	18.098	31.308	25.522	195.2		
8	1'51.664	36.483	17.980	31.616	25.585	200.0	8	1'51.360	36.307	18.087	31.280	25.686	193.7		
9	1'51.016	36.103	18.038	31.415	25.460	197.8	9	1'51.072	36.283	18.102	31.059	25.628	192.2		
10	1'51.480	36.240	18.041	31.487	25.712	197.2	10	1'51.473	36.260	18.107	31.225	25.881	190.7		
11	1'50.873	36.257	17.940	31.215	25.461	197.4	11	1'51.264	36.441	17.904	31.270	25.649	191.9		
12	1'55.861	41.132	18.207	31.168	25.354	194.3									
13	1'50.714	36.541	17.753	31.076	25.344	199.7									
14	1'51.137	36.041	17.969	31.272	25.855	195.6									
15	1'50.247	36.226	17.767	30.983	25.271	200.7									
16	1'50.230	35.776	17.802	30.964	25.688	198.7									
13th	4	Dan JONES					Red Bull MotoGP Roo GBR	16th	82	Loran FABER					Red Bull MotoGP Roo NED
		Runs=2	Total laps=15			Full laps=12			Runs=2	Total laps=15			Full laps=12		
1	2'59.758	1'35.792	19.923	35.009	29.034	192.1	1	2'54.349	1'31.363	20.394	34.962	27.630	192.1		
2	1'59.334	39.679	19.064	33.560	27.031	193.7	2	1'57.573	38.157	18.627	34.194	26.595	196.7		
3	1'55.279	38.155	18.419	32.431	26.274	194.7	3	1'54.221	37.042	18.221	32.606	26.352	199.7		
4	1'54.168	37.768	18.297	32.010	26.093	195.4	4	1'53.860	36.874	18.555	32.393	26.038	196.1		
5	1'52.697	37.091	18.163	31.675	25.768	195.5	5	1'53.430	36.618	18.454	32.236	26.122	197.1		
6	1'51.842	36.496	18.057	31.543	25.746	195.5	6	1'52.660	36.738	18.388	31.700	25.834	195.1		
7	1'51.698	36.626	18.008	31.335	25.729	195.0	7	1'53.606	36.414	18.306	31.975	26.911	196.3		
8	1'51.698	36.618	17.893	31.321	25.866	196.0	8	1'53.892	P 38.445	18.338	32.132	24.977	199.4		
9	1'51.175	36.295	17.872	31.155	25.853	195.6	9	4'24.356	3'08.392	18.236	31.882	25.846	195.5		
10	1'50.265	P 36.700	18.127	31.731	23.707	194.6	10	1'51.826	36.184	18.222	31.637	25.783	194.3		
11	3'21.750	2'06.027	18.325	31.744	25.654	192.1	11	1'51.875	36.164	18.097	31.850	25.764	194.9		
12	1'51.056	36.351	18.088	31.111	25.506	188.3	12	1'52.442	35.926	18.260	31.699	26.557	196.5		
13	1'51.634	36.341	17.976	31.619	25.698	192.8	13	1'51.197	35.851	18.195	31.352	25.799	196.0		
14	1'50.502	36.235	17.893	30.895	25.479	196.3	14	1'51.195	35.942	18.101	31.395	25.757	195.1		
15	1'50.889	36.053	17.978	31.133	25.725	193.8	15	1'51.100	35.851	18.200	31.396	25.653	195.2		
14th	52	Deniz ÖNCÜ					Red Bull MotoGP Roo TUR	17th	24	Xavier ARTIGAS					Red Bull MotoGP Roo SPA
		Runs=1	Total laps=16			Full laps=15			Runs=2	Total laps=12			Full laps=10		
1	3'02.694	1'41.092	19.819	33.965	27.818	195.7	1	2'49.354	1'27.380	19.749	34.321	27.904	197.0		
2	1'57.671	38.918	18.672	32.847	27.234	198.7	2	1'56.795	38.235	18.778	32.806	26.976	198.1		
3	1'55.113	37.705	18.841	32.096	26.471	184.0	3	1'54.783	37.337	18.672	32.202	26.572	197.1		
4	1'54.065	37.492	18.371	31.862	26.340	200.7	4	1'53.294	36.825	18.487	31.918	26.064	196.2		
5	1'53.706	37.326	18.834	31.469	26.077	191.7	5	1'53.899	36.588	18.828	32.259	26.224	193.0		
6	1'52.705	36.571	18.216	31.768	26.150	200.3	6	1'51.515	35.949	18.157	31.374	26.035	201.0		
7	1'52.492	37.172	18.019	31.415	25.886	199.5	7	1'51.524	36.562	18.051	31.152	25.759	197.8		
8	1'52.291	36.376	18.013	31.658	26.244	200.6	8	1'51.157	36.110	17.850	31.302	25.895	202.7		
9	1'51.572	36.425	17.906	31.489	25.752	200.7	9	1'51.203	35.922	17.901	31.474	25.906	198.8		
10	1'52.249	36.447	18.141	31.318	26.343	200.4	10	1'53.982	38.296	17.966	31.311	26.409	200.0		
11	1'53.231	37.869	18.229	31.731	25.402	196.1	11	1'57.568	P 38.850	18.351	32.190	28.177	194.1		
12	1'51.775	36.476	18.211	31.191	25.897	194.9	unfinished		1'03.981	18.441				196.5	
13	1'51.166	36.409	18.061	31.117	25.579	196.3									
14	1'50.591	35.999	17.963	30.805	25.824	199.3									
15	1'53.753	38.776	18.207	31.160	25.610	197.7									
16	1'50.586	36.123	17.926	30.976	25.561	198.3									
18th	22	Peetu PAAVILAINE					Red Bull MotoGP Roo FIN								
		Runs=1	Total laps=16			Full laps=15									
1	3'00.653	1'31.598	21.269	37.796	29.990	189.9									
2	2'01.443	39.589	19.805	34.743	27.306	187.3									
3	1'58.244	38.074	18.975	33.963	27.232	198.4									
4	1'56.237	37.567	18.767	33.252	26.651	195.5									
5	1'54.659	37.363	18.462	32.496	26.338	199.2									
6	1'54.126	36.647	18.632	32.387	26.460	193.8									
7	1'53.733	37.151	18.304	31.886	26.392	195.3									

Fastest Lap: Can ÖNCÜ Red Bull MotoGP Roo TUR **1'48.297** 35.241 17.693 30.188 25.175

DORNA DATA PROCESSING TIMING SERVICE DORNA DATA PROCESSING TIMING SERVICE DORNA DATA PROCESSING TIMING SERVICE DORNA DATA PROCESSING TIMING SERVICE DORNA DATA PROCESSING TIMING SERVICE DORNA DATA PROCESSING TIMING SERVICE DORNA DATA PROCCESSS



Free Practice Nr. 1

RookiesCup

Lap	Lap Time	T1	T2	T3	T4	Speed	Lap	Lap Time	T1	T2	T3	T4	Speed
8	1'54.482	37.095	18.347	32.779	26.261	194.8	7	1'53.596	37.720	18.645	31.264	25.967	190.2
9	1'53.157	36.773	18.277	31.929	26.178	195.6	8	2'01.844	37.520	19.547	35.969	28.808	178.0
10	1'52.547	36.926	18.159	31.654	25.808	196.1	9	1'52.962	37.250	18.201	31.424	26.087	192.0
11	1'52.048	36.123	18.276	31.737	25.912	193.6	10	1'56.112	39.914	18.336	31.649	26.213	192.3
12	1'51.600	36.159	18.194	31.426	25.821	192.0	11	1'53.601	36.287	20.169	31.324	25.821	173.9
13	1'51.880	36.394	17.992	31.711	25.783	195.7	unfinished	35.986	18.262				190.6
14	1'51.351	36.045	18.191	31.299	25.816	194.4							
15	1'51.652	36.111	18.123	31.590	25.828	193.8							
16	1'51.311	36.303	17.979	31.396	25.633	193.4							

19th 6 Ryusei YAMANAKA Red Bull MotoGP Roo JPN
 Runs=1 Total laps=8 Full laps=6

1	2'47.741	1'27.259	19.338	33.601	27.543	196.6
2	1'56.021	37.810	18.728	32.289	27.194	196.1
3	1'54.642	37.071	18.548	32.271	26.752	194.6
4	1'54.739	37.101	18.539	32.323	26.776	194.7
5	1'54.316	37.192	18.827	32.263	26.034	187.1
6	1'52.607	36.324	18.122	31.605	26.556	197.5
7	1'51.344	36.322	18.101	31.135	25.786	200.2
unfinished	36.288	18.536				199.7

20th 40 Sean KELLY Red Bull MotoGP Roo USA
 Runs=1 Total laps=5 Full laps=4

1	2'51.934	1'29.629	19.957	34.635	27.713	189.8
2	1'57.348	38.527	18.798	33.230	26.793	191.8
3	1'54.526	37.433	18.567	32.592	25.934	191.6
4	1'52.990	36.880	18.260	31.857	25.993	195.6
5	1'52.169	36.587	18.215	31.506	25.861	194.7

21st 19 Lorenzo BARTALE Red Bull MotoGP Roo ITA
 Runs=1 Total laps=16 Full laps=15

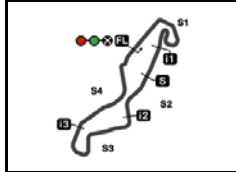
1	2'58.536	1'30.383	22.172	36.210	29.771	185.5
2	2'02.369	39.805	20.221	34.054	28.289	193.9
3	1'59.827	38.826	19.462	33.829	27.710	195.2
4	1'57.831	38.387	19.324	33.107	27.013	195.9
5	1'56.493	38.099	18.982	32.642	26.770	194.3
6	1'55.463	37.199	19.120	32.474	26.670	195.3
7	1'54.021	36.871	18.648	31.856	26.646	194.9
8	1'54.461	36.624	18.787	32.222	26.828	194.8
9	1'53.853	36.747	18.890	31.817	26.399	194.9
10	1'53.234	36.650	18.722	31.433	26.429	194.8
11	1'53.368	36.517	18.762	31.754	26.335	192.3
12	1'53.325	36.605	18.685	31.768	26.267	192.3
13	1'53.195	36.369	18.637	31.941	26.248	193.2
14	1'52.304	36.259	18.477	31.353	26.215	193.5
15	1'52.329	36.123	18.680	31.318	26.208	192.3
16	1'52.603	36.259	18.531	31.632	26.181	192.8

22nd 11 Gabriele GIANNINI Red Bull MotoGP Roo ITA
 Runs=1 Total laps=12 Full laps=10

1	3'00.793	1'34.363	21.056	35.589	29.785	181.8
2	1'58.860	39.187	19.338	33.114	27.221	191.6
3	1'56.278	38.190	19.446	32.154	26.488	188.1
4	1'53.702	37.004	18.882	31.687	26.129	190.3
5	1'52.853	36.933	18.598	31.512	25.810	189.7
6	1'53.239	36.555	18.662	31.910	26.112	191.0


Fastest Lap: Can ÖNCÜ Red Bull MotoGP Roo TUR **1'48.297** 35.241 17.693 30.188 25.175

DORNA DATA PROCESSING TIMING SERVICE DORNA DATA PROCESSING TIMING SERVICE DORNA DATA PROCESSING TIMING SERVICE DORNA DATA PROCESSING TIMING SERVICE DORNA DATA PROCESSING TIMING SERVICE DORNA DATA PROCESSING TIMING SERVICE DORNA DATA PROCESSING TIMING SERVICE DORNA DATA PROCCESSS



4542 m.

MOTUL TT ASSEN
Free Practice Nr. 1
Fastest Laps Sequence

<i>Practice Time</i>		<i>Rider</i>	<i>Nation</i>	<i>Motorcycle</i>	<i>Time</i>	<i>Km/h</i>	<i>Rider's Lap</i>
4'30.032		44 Kevin ORGIS	GER	KTM	1'54.758	142.4	2
4'38.360		13 Walid SOPPE	NED	KTM	1'52.999	144.7	2
4'41.259		20 Omar BONOLI	ITA	KTM	1'52.649	145.1	2
6'30.426		69 Rory SKINNER	GBR	KTM	1'50.914	147.4	3
6'31.400		20 Omar BONOLI	ITA	KTM	1'50.141	148.4	3
8'20.378		69 Rory SKINNER	GBR	KTM	1'49.952	148.7	4
8'20.738		20 Omar BONOLI	ITA	KTM	1'49.338	149.5	4
21'11.786		20 Omar BONOLI	ITA	KTM	1'49.107	149.8	9
21'31.323		81 Aleix VIU	SPA	KTM	1'49.079	149.9	11
23'00.342		20 Omar BONOLI	ITA	KTM	1'48.556	150.6	10
26'58.040		81 Aleix VIU	SPA	KTM	1'48.496	150.7	14
28'46.434		81 Aleix VIU	SPA	KTM	1'48.394	150.8	15
30'38.276		65 Can ÖNCÜ	TUR	KTM	1'48.297	150.9	15

DORNA DATA PROCESSING TIMING SERVICE DORNA DATA PROCESSING TIMING SERVICE DORNA DATA PROCESSING TIMING SERVICE DORNA DATA PROCESSING TIMING SERVICE DORNA DATA PROCESSING TIMING SERVICE DORNA DATA PROCESSING TIMING SERVICE DORNA DATA PROCESSING TIMING SERVICE DORNA DATA PROCESSING TIMING SERVICE DORNA DATA PROCESSING TIMING SERVICE DORNA DATA PROCCCESSS