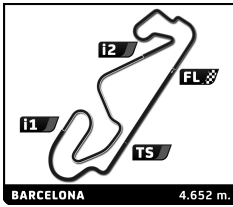




Circuit de Barcelona-Catalunya / 17-18 June 2017

DORNA rfm



MOTO3 FIM CEV REPSOL CIRCUIT BARCELONA-CATALUNYA RACE 1 ((16 laps, 74,4 km.))

Classification

Rider	Nat	Team	Bike	Tyres	Cl.	Laps	Total Time	Gap	Kph	Best Lap	
										Lap	Time
1	21	Alonso LÓPEZ	SPA JUNIOR TEAM ESTRELLA GALICIA 0,0	HONDA	16	30:57.604	-	144.2	12	1:54.995	145.6
2	5	Jaume MASIA	SPA CUNA DE CAMPEONES	KTM	16	30:57.700	+0.096	144.2	10	1:54.897	145.8
3	14	Sergio GARCÍA	SPA JUNIOR TEAM ESTRELLA GALICIA 0,0	HONDA	16	30:57.830	+0.226	144.2	11	1:55.083	145.5
4	31	Kazuki MASAKI	JPN ASIA TALENT TEAM	HONDA	16	30:58.914	+1.310	144.1	10	1:55.602	144.9
5	33	Yuki KUNII	JPN ASIA TALENT TEAM	HONDA	16	30:58.940	+1.336	144.1	6	1:55.374	145.2
6	63	Vicente PEREZ	SPA REALE AVINTIA ACADEMY	KTM	16	30:59.428	+1.824	144.1	11	1:55.065	145.5
7	52	Jeremy ALCOBA	SPA JUNIOR TEAM ESTRELLA GALICIA 0,0	HONDA	16	31:00.150	+2.546	144.1	9	1:55.000	145.6
8	71	Dennis FOGGIA	ITA JUNIOR TEAM VR46 RIDERS ACADEMY	KTM	16	31:02.542	+4.938	143.9	10	1:55.142	145.4
9	20	José Julián GARCÍA	SPA FAU55 RACING	KTM	16	31:09.874	+12.270	143.3	2	1:55.519	145.0
10	55	Yari MONTELLA	ITA SIC58 SQUADRA CORSE	HONDA	16	31:13.144	+15.540	143.1	7	1:56.020	144.3
11	13	Celestino VIETTI RAMUS	ITA JUNIOR TEAM VR46 RIDERS ACADEMY	KTM	16	31:13.898	+16.294	143.0	3	1:56.405	143.9
12	67	Gerard RIU	SPA MAHINDRA LAGLISSE TEAM	MAHINDRA	16	31:14.003	+16.399	143.0	7	1:56.050	144.3
13	77	Lorenzo PETRARCA	ITA JHK T-SHIRT	HUSQVARNA	16	31:14.073	+16.469	143.0	4	1:55.939	144.4
14	25	Andy VERDOIA	FRA CARBOPET INTERVETTEN JUNIOR MOTOS	KTM	16	31:14.147	+16.543	143.0	6	1:55.846	144.6
15	69	Rory SKINNER	GBR RACING STEPS FOUNDATION/KRP	KTM	16	31:14.553	+16.949	142.9	5	1:55.950	144.4
16	22	Apiwath WONGTHANANON	THA VR46 MASTERCAMP TEAM	KTM	16	31:15.951	+18.347	142.8	4	1:55.872	144.5
17	27	Matthia CASADEI	ITA SIC58 SQUADRA CORSE	HONDA	16	31:21.123	+23.519	142.4	4	1:55.989	144.4
18	11	Daniel JONES	GBR RACING STEPS FOUNDATION/KRP	KTM	16	31:23.065	+25.461	142.3	4	1:56.725	143.5
19	99	Angel LORENTE	SPA CUNA DE CAMPEONES	MIR RACING	16	31:29.188	+31.584	141.8	3	1:56.188	144.1
20	16	Alex RUIZ	SPA MRW-MAHINDRA-ASPAR TEAM	MAHINDRA	16	31:29.597	+31.993	141.8	4	1:56.786	143.4
21	48	Andrea CAVALIERE	ITA JHK T-SHIRT	HUSQVARNA	16	31:30.426	+32.822	141.7	8	1:56.876	143.3
22	28	Loran FABER	NED DUTCH RACING TEAM	HONDA	16	31:30.468	+32.864	141.7	13	1:57.070	143.1
23	17	Riccardo ROSSI	ITA JHK T-SHIRT	HUSQVARNA	16	31:36.634	+39.030	141.3	6	1:57.221	142.9
24	82	Stefano NEPA	ITA LEOPARD JUNIOR TEAM	HONDA	16	31:37.337	+39.733	141.2	2	1:57.122	143.0
25	50	Jason DUPASQUIER	SWI CARBOPET INTERVETTEN JUNIOR MOTOS	KTM	16	31:43.430	+45.826	140.8	5	1:57.905	142.0
26	45	Clément ROUGÉ	FRA TEAM C - RACER	KALEX	16	31:43.516	+45.912	140.8	3	1:57.696	142.3
27	4	Matthias MEGGLE	GER DYNAVOLT INTACT GP JUNIOR TEAM	KTM	16	31:44.326	+46.722	140.7	5	1:57.583	142.4
28	84	Ivan MIRALLES	SPA CUNA DE CAMPEONES	MIR RACING	16	31:54.378	+56.774	140.0	4	1:58.163	141.7
29	42	Filippo FULLIGNI	ITA 42MOTORSPORT	KTM	16	32:02.631	+1:05.027	139.4	12	1:57.639	142.4
30	24	Chandler COOPER	AUS PROMORACING	KTM	16	32:10.622	+1:13.018	138.8	14	1:59.765	139.8
31	29	Lyvann LUCHEL	FRA LARRESPORT	MAHINDRA	16	32:19.759	+1:22.155	138.1	4	1:59.707	139.9
32	18	Ryan VAN DE LAGEMAAT	NED LAGEMAAT RACING	KTM	16	32:30.451	+1:32.847	137.4	2	2:00.314	139.2

Not classified:

15	Matteo GHIDINI	ITA	TMR COMPETICIÓN	KTM	11	32:18.772			9	1:58.004	141.9
19	Rufino FLORIDO	SPA	MAHINDRA LAGLISSE TEAM	MAHINDRA	7	13:49.657			5	1:56.987	143.2
88	Brunopalazese IERACI	ITA	TM RACING FACTORY TEAM	TM RACING	6	11:47.802			5	1:56.319	144.0
23	Raúl FERNÁNDEZ	SPA	MRW-MAHINDRA-ASPAR TEAM	MAHINDRA	6	12:50.232			3	1:55.226	145.3
32	Ai OGURA	JPN	ASIA TALENT TEAM	HONDA	4	7:48.526			3	1:55.516	145.0
65	Josh OWENS	GBR	PROMORACING	KALEX	4	8:04.010			4	1:58.307	141.6
81	Aleix VIU	SPA	42MOTORSPORT	KTM	2	3:58.369			2	1:56.291	144.0
34	Andi FARID	INA	ASTRA HONDA RACING TEAM	HONDA	2	3:58.664			2	1:55.976	144.4
9	Kasma Daniel KASMAYUDIN	MAL	PETRONAS SPRINTA RACING	HONDA							
47	Aaron POLANCO	SPA	LEOPARD JUNIOR TEAM	HONDA							
76	Makar YURCHENKO	KAZ	REALE AVINTIA ACADEMY	KTM							

Not started

8	Gabriel MARTÍNEZ-ABREGO	MEX	MOTOMEX TEAM MOTO3	KTM							
---	-------------------------	-----	--------------------	-----	--	--	--	--	--	--	--

Pole Position

K. MASAKI	1:54.062	146.8 Kph
-----------	-----------------	-----------

Fastest Lap

Lap 10	Jaume MASIA	1:54.897	145.8 Kph
--------	-------------	-----------------	-----------

RIDER #42 PENALTY OF 2 SECONDS DUE TO GAIN ADVANTAGE (TURN 14)
RIDER #71 PENALTY OF 5 SECONDS DUE TO EXCEEDING TRACK LIMITS

Published at:

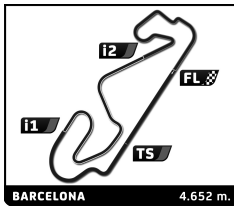
Track Status: **DRY**

Stewards:	Timekeeper:
-----------	-------------





Circuit de Barcelona-Catalunya / 17-18 June 2017



MOTO3

FIM CEV REPSOL CIRCUIT BARCELONA-CATALUNYA

RACE 1

Lap Chart

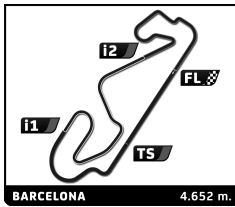
Nr	Pos	Grid	LAP															
			1	2	3	4	5	6	7	8	9	10	11	12	13	14	15	16
31	1	31	71	71	71	5	52	71	14	71	14	52	52	71	71	5	14	71
32	2	32	52	14	21	14	71	63	71	14	71	71	71	14	14	14	52	21
52	3	52	31	52	52	71	14	14	52	52	5	5	5	52	63	52	71	5
63	4	63	14	21	14	52	5	5	63	63	14	14	14	5	52	71	63	14
14	5	14	32	31	5	63	63	52	21	5	63	63	63	63	5	21	21	31
33	6	33	33	32	32	32	21	21	5	21	31	31	21	21	21	63	5	33
5	7	5	21	5	31	23	31	33	33	31	33	33	31	31	31	33	33	63
23	8	23	63	63	63	31	33	31	31	33	21	21	33	33	33	31	31	52
71	9	71	5	33	23	21	20	20	20	20	20	20	20	20	20	20	20	20
21	10	21	81	20	20	33	13	13	55	55	55	55	55	55	55	55	55	55
34	11	34	20	23	33	20	77	77	22	13	22	13	22	13	13	13	13	13
27	12	27	23	81	13	13	27	22	13	77	13	77	13	22	77	22	67	67
55	13	55	34	34	55	27	22	55	77	22	77	22	77	77	22	67	77	77
81	14	81	13	13	27	77	55	27	69	69	69	69	69	67	67	77	25	25
69	15	69	27	22	77	55	69	69	25	25	25	25	25	69	25	25	69	69
77	16	77	22	55	22	22	88	88	67	67	67	67	67	25	69	69	22	22
13	17	13	69	27	88	88	11	25	11	27	27	27	27	27	27	27	27	27
76	18	76	77	88	67	69	25	11	27	11	11	11	11	11	11	11	11	11
8	19	8	88	77	69	11	67	67	19	99	16	99	28	99	28	99	28	99
20	20	20	55	67	11	25	19	19	16	16	48	16	99	28	99	28	99	16
88	21	88	67	69	25	67	99	99	99	82	99	28	16	16	16	16	48	48
67	22	67	11	11	19	19	28	16	82	48	28	48	48	48	48	48	16	28
11	23	11	28	28	99	28	82	82	28	28	82	17	17	17	17	17	17	17
28	24	28	19	19	28	82	16	28	48	17	17	82	82	82	82	82	82	82
15	25	15	25	25	82	99	48	48	17	45	4	50	50	50	50	4	50	50
99	26	99	42	82	4	16	17	17	4	4	45	4	4	4	4	50	4	45
48	27	48	99	99	48	48	4	4	45	50	50	45	45	45	45	45	4	4
9	28	9	48	4	16	17	45	45	50	84	84	84	84	84	84	84	84	84
19	29	19	82	48	17	4	50	50	84	42	42	42	42	42	42	42	42	42
65	30	65	4	16	45	45	84	84	42	24	24	24	24	24	24	24	24	24
42	31	42	16	17	50	50	42	42	24	29	29	29	29	29	29	29	29	29
22	32	22	17	45	65	65	24	24	29	18	18	18	18	18	18	18	18	18
84	33	84	45	42	42	84	29	29	18	15	15	15	15					
4	34	4	50	50	84	42	18	18	15									
47	35	47	65	65	24	24	23	23										
24	36	24	84	84	29	29	15	15										
82	37	82	24	24	18	18												
45	38	45	18	18	15	15												
25	39	25	29	29														
29	40	29	15	15														
16	41	16																
18	42	18																
17	43	17																
50	44	50																





Circuit de Barcelona-Catalunya / 17-18 June 2017

DORNA



MOTO3 FIM CEV REPSOL CIRCUIT BARCELONA-CATALUNYA RACE 1

Best Sector Times

SECTOR 1			SECTOR 2		SECTOR 3		Pos	Rider	Ideal Lap	Best Lap
Pos	Rider	Time	Rider	Time	Rider	Time				
1	5 J.MASIA	33.578	14 S.GARCÍA	43.596	52 J.ALCOBA	36.893	1	5 J.MASIA	1:54.479	1:54.897 (1)
2	33 Y.KUNII	33.601	71 D.FOGGIA	43.791	63 V.PEREZ	36.985	2	14 S.GARCÍA	1:54.614	1:55.083 (5)
3	20 J.GARCÍA	33.607	63 V.PEREZ	43.859	5 J.MASIA	37.017	3	52 J.ALCOBA	1:54.664	1:55.000 (3)
4	21 A.LÓPEZ	33.640	52 J.ALCOBA	43.863	20 J.GARCÍA	37.158	4	63 V.PEREZ	1:54.677	1:55.065 (4)
5	31 K.MASAKI	33.674	21 A.LÓPEZ	43.877	14 S.GARCÍA	37.158	5	71 D.FOGGIA	1:54.704	1:55.142 (6)
6	23 R.FERNÁNDEZ	33.741	5 J.MASIA	43.884	71 D.FOGGIA	37.160	6	21 A.LÓPEZ	1:54.721	1:54.995 (2)
7	71 D.FOGGIA	33.753	33 Y.KUNII	43.924	21 A.LÓPEZ	37.204	7	33 Y.KUNII	1:54.890	1:55.374 (8)
8	34 A.FARID	33.822	31 K.MASAKI	44.032	32 A.OGURA	37.274	8	20 J.GARCÍA	1:54.988	1:55.519 (10)
9	63 V.PEREZ	33.833	23 R.FERNÁNDEZ	44.044	77 L.PETRARCA	37.275	9	31 K.MASAKI	1:55.171	1:55.602 (11)
10	32 A.OGURA	33.848	67 G.RIU	44.128	22 A.WONGTHANANON	37.336	10	23 R.FERNÁNDEZ	1:55.226	1:55.226 (7)
11	14 S.GARCÍA	33.860	69 R.SKINNER	44.179	34 A.FARID	37.348	11	32 A.OGURA	1:55.374	1:55.516 (9)
12	52 J.ALCOBA	33.908	25 A.VERDOÍA	44.193	33 Y.KUNII	37.365	12	34 A.FARID	1:55.492	1:55.976 (16)
13	81 A.VIU	33.942	55 Y.MONTELLA	44.222	25 A.VERDOÍA	37.407	13	25 A.VERDOÍA	1:55.552	1:55.846 (12)
14	99 A.LORENTE	33.943	20 J.GARCÍA	44.223	16 A.RUIZ	37.416	14	77 L.PETRARCA	1:55.595	1:55.939 (14)
15	55 Y.MONTELLA	33.951	22 A.WONGTHANANON	44.241	23 R.FERNÁNDEZ	37.441	15	22 A.WONGTHANANON	1:55.645	1:55.872 (13)
16	25 A.VERDOÍA	33.952	32 A.OGURA	44.252	27 M.CASADEI	37.447	16	55 Y.MONTELLA	1:55.689	1:56.020 (18)
17	69 R.SKINNER	33.983	81 A.VIU	44.257	31 K.MASAKI	37.465	17	69 R.SKINNER	1:55.753	1:55.950 (15)
18	27 M.CASADEI	34.024	77 L.PETRARCA	44.273	55 Y.MONTELLA	37.516	18	67 G.RIU	1:55.785	1:56.050 (19)
19	77 L.PETRARCA	34.047	99 A.LORENTE	44.311	99 A.LORENTE	37.546	19	99 A.LORENTE	1:55.800	1:56.188 (20)
20	13 C.VIETTI RAMUS	34.057	34 A.FARID	44.322	67 G.RIU	37.550	20	27 M.CASADEI	1:55.925	1:55.989 (17)
21	22 A.WONGTHANANON	34.068	13 C.VIETTI RAMUS	44.330	69 R.SKINNER	37.591	21	13 C.VIETTI RAMUS	1:56.039	1:56.405 (23)
22	88 B.IERACI	34.101	88 B.IERACI	44.360	13 C.VIETTI RAMUS	37.652	22	81 A.VIU	1:56.130	1:56.291 (21)
23	67 G.RIU	34.107	27 M.CASADEI	44.454	19 R.FLORIDO	37.657	23	88 B.IERACI	1:56.131	1:56.319 (22)
24	16 A.RUIZ	34.154	11 D.JONES	44.498	88 B.IERACI	37.670	24	16 A.RUIZ	1:56.247	1:56.786 (25)
25	17 R.ROSSI	34.207	28 L.FABER	44.575	11 D.JONES	37.733	25	11 D.JONES	1:56.452	1:56.725 (24)
26	11 D.JONES	34.221	48 A.CAVALIERE	44.577	48 A.CAVALIERE	37.781	26	48 A.CAVALIERE	1:56.610	1:56.876 (26)
27	48 A.CAVALIERE	34.252	16 A.RUIZ	44.677	28 L.FABER	37.787	27	28 L.FABER	1:56.674	1:57.070 (28)
28	28 L.FABER	34.312	19 R.FLORIDO	44.685	82 S.NEPA	37.839	28	19 R.FLORIDO	1:56.696	1:56.987 (27)
29	19 R.FLORIDO	34.354	17 R.ROSSI	44.719	17 R.ROSSI	37.855	29	17 R.ROSSI	1:56.781	1:57.221 (30)
30	82 S.NEPA	34.356	82 S.NEPA	44.756	50 J.DUPASQUIER	37.914	30	82 S.NEPA	1:56.951	1:57.122 (29)
31	4 M.MEGGLE	34.370	45 C.ROUGÉ	44.920	81 A.VIU	37.931	31	4 M.MEGGLE	1:57.434	1:57.583 (31)
32	45 C.ROUGÉ	34.478	15 M.GHIDINI	44.921	4 M.MEGGLE	38.043	32	45 C.ROUGÉ	1:57.467	1:57.696 (33)
33	84 I.MIRALLES	34.487	50 J.DUPASQUIER	44.967	45 C.ROUGÉ	38.069	33	50 J.DUPASQUIER	1:57.623	1:57.905 (34)
34	15 M.GHIDINI	34.670	4 M.MEGGLE	45.021	15 M.GHIDINI	38.196	34	84 I.MIRALLES	1:57.787	1:58.163 (36)
35	65 J.OWENS	34.732	84 I.MIRALLES	45.102	84 I.MIRALLES	38.198	35	15 M.GHIDINI	1:57.787	1:58.004 (35)
36	50 J.DUPASQUIER	34.742	47 A.POLANCO	45.268	65 J.OWENS	38.257	36	65 J.OWENS	1:58.307	1:58.307 (37)
37	42 F.FULIGNI	35.015	65 J.OWENS	45.318	42 F.FULIGNI	38.408	37	42 F.FULIGNI	1:58.841	1:57.639 (32)
38	24 C.COOPER	35.057	42 F.FULIGNI	45.418	24 C.COOPER	38.568	38	24 C.COOPER	1:59.135	1:59.765 (39)
39	29 L.LUCHEL	35.192	24 C.COOPER	45.510	29 L.LUCHEL	38.662	39	29 L.LUCHEL	1:59.541	1:59.707 (38)
40	18 R.VAN DE LAGEMAAT	35.259	9 K.KASMAYUDIN	45.524	18 R.VAN DE LAGEMAAT	38.949	40	18 R.VAN DE LAGEMAAT	1:59.997	2:00.314 (40)





Circuit de Barcelona-Catalunya / 17-18 June 2017

DORNA



MOTO3

FIM CEV REPSOL CIRCUIT BARCELONA-CATALUNYA

After RACE 1

Event maximum speed

Rider	Team	Bike	Class	T. Speed	Lap	Session
21	Alonso LÓPEZ	JUNIOR TEAM ESTRELLA GALICIA 0,0	HONDA	242.4	2	RACE 1
50	Jason DUPASQUIER	CARXPRT INTERWETTEN JUNIOR MOTO3	KTM	240.8	2	WARM UP
55	Yari MONTELLA	SIC58 SQUADRA CORSE	HONDA	240.8	6	WARM UP
69	Rory SKINNER	RACING STEPS FOUNDATION/KRP	KTM	240.8	2	RACE 1
13	Celestino VIETTI RAMUS	JUNIOR TEAM VR46 RIDERS ACADEMY	KTM	240.3	7	WARM UP
20	José Julián GARCÍA	FAU55 RACING	KTM	239.7	8	WARM UP
31	Kazuki MASAKI	ASIA TALENT TEAM	HONDA	239.7	7	RACE 1
33	Yuki KUNII	ASIA TALENT TEAM	HONDA	239.7	7	RACE 1
5	Jaume MASIA	CUNA DE CAMPEONES	KTM	239.7	2	RACE 1
71	Dennis FOGGIA	JUNIOR TEAM VR46 RIDERS ACADEMY	KTM	239.7	16	RACE 1
11	Daniel JONES	RACING STEPS FOUNDATION/KRP	KTM	239.2	2	WARM UP
14	Sergio GARCÍA	JUNIOR TEAM ESTRELLA GALICIA 0,0	HONDA	239.2	17	QUALIFYING PRACTICE 2
63	Vicente PEREZ	REALE AVINTIA ACADEMY	KTM	239.2	16	RACE 1
25	Andy VERDOÑA	CARXPRT INTERWETTEN JUNIOR MOTO3	KTM	238.7	15	RACE 1
32	Ai OGURA	ASIA TALENT TEAM	HONDA	238.7	5	WARM UP
76	Makar YURCHENKO	REALE AVINTIA ACADEMY	KTM	238.7	3	QUALIFYING PRACTICE 1
77	Lorenzo PETRARCA	JHK T-SHIRT	HUSQVARNA	238.2	2	WARM UP
22	Apiwath WONGTHANANON	VR46 MASTERCAMP TEAM	KTM	237.6	6	WARM UP
27	Mattia CASADEI	SIC58 SQUADRA CORSE	HONDA	237.6	4	QUALIFYING PRACTICE 2
12	Filip SALAC	MONTAZE BROZ RACING TEAM	KTM	237.1	4	QUALIFYING PRACTICE 1
34	Andi FARID	ASTRA HONDA RACING TEAM	HONDA	237.1	6	WARM UP
47	Aaron POLANCO	LEOPARD JUNIOR TEAM	HONDA	237.1	7	WARM UP
81	Alex VIU	42MOTORSPORT	KTM	237.1	2	WARM UP
99	Angel LORENTE	CUNA DE CAMPEONES	MIR RACING	237.1	3	RACE 1
67	Gerard RIU	MAHINDRA LAGLISSE TEAM	MAHINDRA	236.6	2	WARM UP
48	Andrea CAVALIERE	JHK T-SHIRT	HUSQVARNA	236.1	7	RACE 1
82	Stefano NEPA	LEOPARD JUNIOR TEAM	HONDA	236.1	4	WARM UP
88	Brunopalazzese IERACI	TM RACING FACTORY TEAM	TM RACING	236.1	2	RACE 1
16	Alex RUIZ	MRW-MAHINDRA-ASPAR TEAM	MAHINDRA	235.6	4	WARM UP
17	Riccardo ROSSI	JHK T-SHIRT	HUSQVARNA	235.6	4	RACE 1
24	Chandler COOPER	PROMORACING	KTM	235.6	3	WARM UP
28	Loran FABER	DUTCH RACING TEAM	HONDA	235.6	4	WARM UP
19	Rufino FLORIDO	MAHINDRA LAGLISSE TEAM	MAHINDRA	235.1	5	WARM UP
23	Raúl FERNÁNDEZ	MRW-MAHINDRA-ASPAR TEAM	MAHINDRA	235.1	2	QUALIFYING PRACTICE 1
45	Clément ROUGÉ	TEAM C - RACER	KALEX	235.1	2	RACE 1
9	Kasmo Daniel KASMAYUDIN	PETRONAS SPRINTA RACING	HONDA	235.1	2	WARM UP
52	Jeremy ALCOBA	JUNIOR TEAM ESTRELLA GALICIA 0,0	HONDA	234.6	6	WARM UP
15	Matteo GHIDINI	TMR COMPETICIÓN	KTM	233.6	2	WARM UP
4	Matthias MEGGLE	DYNAVOLT INTACT GP JUNIOR TEAM	KTM	233.6	14	RACE 1
42	Filippo FULIGNI	42MOTORSPORT	KTM	233.6	2	QUALIFYING PRACTICE 1
8	Gabriel MARTÍNEZ-ABREGO	MOTOMEX TEAM MOTO3	KTM	233.1	4	QUALIFYING PRACTICE 1
84	Ivan MIRALLES	CUNA DE CAMPEONES	MIR RACING	232.6	4	WARM UP
65	Josh OWENS	PROMORACING	KALEX	232.1	3	RACE 1
18	Ryan VAN DE LAGEMAAT	LAGEMAAT RACING	KTM	231.1	2	RACE 1
2	Heng SU	PROMORACING	KTM	229.6	2	QUALIFYING PRACTICE 1
29	Lyvann LUCHEL	LARRESPORT	MAHINDRA	224.0	3	RACE 1
86	Charlie Andrew NESBITT	JUNIOR TEAM ESTRELLA GALICIA 0,0	HONDA	175.4	1	QUALIFYING PRACTICE 1





Moto3 JUNIOR
WORLD CHAMPIONSHIP

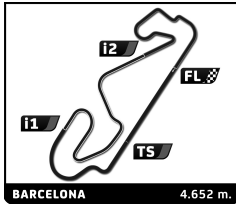
Moto2
EUROPEAN CHAMPIONSHIP

EUROPEAN
Talent CUP

EUROPEAN
KAWASAKI CUP

Circuit de Barcelona-Catalunya / 17-18 June 2017

DORNA rfme



MOTO3

FIM CEV REPSOL CIRCUIT BARCELONA-CATALUNYA RACE 1

Fastest Lap Sequence

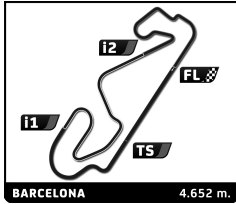
Practice Time	Rider	Team	Bike	Class	Time	Kph	Lap
3:56.237	71 Dennis FOGGIA	JUNIOR TEAM VR46 RIDERS ACADEMY	KTM		1:56.011	144.4	2
3:56.366	14 Sergio GARCÍA	JUNIOR TEAM ESTRELLA GALICIA 0,0	HONDA		1:55.832	144.6	2
3:56.745	21 Alonso LÓPEZ	JUNIOR TEAM ESTRELLA GALICIA 0,0	HONDA		1:55.512	145.0	2
3:57.916	23 Raúl FERNÁNDEZ	MRW-MAHINDRA-ASPAR TEAM	MAHINDRA		1:55.504	145.0	2
5:52.089	21 Alonso LÓPEZ	JUNIOR TEAM ESTRELLA GALICIA 0,0	HONDA		1:55.344	145.2	3
5:52.448	5 Jaume MASIA	CUNA DE CAMPEONES	KTM		1:55.222	145.3	3
7:47.430	5 Jaume MASIA	CUNA DE CAMPEONES	KTM		1:54.982	145.7	4
19:22.951	5 Jaume MASIA	CUNA DE CAMPEONES	KTM		1:54.897	145.8	10





Circuit de Barcelona-Catalunya / 17-18 June 2017

DORNA



MOTO3 FIM CEV REPSOL CIRCUIT BARCELONA-CATALUNYA RACE 1

Analysis by lap

Lapped

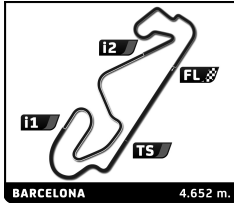
Nr	Lap Time	Gap	Nr	Lap Time	Gap	Nr	Lap Time	Gap	Nr	Lap Time	Gap	Nr	Lap Time	Gap
Lap 1														
71	2:00.226		22	1:57.012	3.959	50	1:58.599	13.346	20	1:57.195	3.615	50	1:57.968	20.132
52	2:00.338	0.112	55	1:56.511	3.989	65	1:58.719	13.672	13	1:57.154	6.732	84	1:58.604	22.957
31	2:00.505	0.279	27	1:57.266	4.162	42	1:59.751	14.450	77	1:57.127	6.791	42	1:59.725	26.037
14	2:00.534	0.308	88	1:57.028	4.457	84	1:59.159	14.548	27	1:57.356	6.991	24	2:00.203	30.551
32	2:00.905	0.679	77	1:57.295	4.544	24	2:00.056	16.668	22	1:57.207	7.110	29	2:00.242	31.562
33	2:01.018	0.792	67	1:56.928	4.754	29	2:00.738	18.308	55	1:57.441	7.216	18	2:01.190	33.933
21	2:01.233	1.007	69	1:57.746	4.915	18	2:01.178	18.508	69	1:55.950	7.685	15	12:25.606	5 Laps
63	2:01.281	1.055	11	1:57.066	5.215				88	1:56.319	7.961	23	2:28.936	1:11.130
5	2:01.572	1.346	28	1:57.596	6.353	Lap 4			11	1:56.817	8.854			
81	2:02.078	1.852	19	1:57.306	6.406	5	1:54.982		25	1:56.960	9.176	Lap 7		
20	2:02.278	2.052	25	1:56.892	6.487	14	1:55.200	0.062	67	1:56.666	10.441	14	1:56.022	
23	2:02.412	2.186	82	1:57.122	7.555	71	1:55.704	0.305	19	1:56.987	10.950	71	1:56.096	0.015
34	2:02.688	2.462	99	1:57.422	7.639	52	1:55.642	0.365	99	1:56.685	13.099	52	1:55.839	0.204
13	2:02.710	2.484	4	1:57.767	8.337	63	1:55.487	1.025	28	1:58.080	13.671	63	1:56.271	0.214
27	2:03.133	2.907	48	1:58.192	8.567	32	1:55.852	1.096	82	1:57.483	13.805	21	1:55.733	0.453
22	2:03.184	2.958	16	1:57.905	8.723	23	1:55.585	1.297	16	1:57.267	13.936	5	1:56.352	0.534
69	2:03.406	3.180	17	1:58.227	9.363	31	1:55.945	1.442	48	1:57.351	14.258	33	1:55.849	0.770
77	2:03.486	3.260	45	1:58.504	9.833	21	1:57.076	1.735	17	1:57.236	14.739	31	1:55.927	1.031
88	2:03.666	3.440	42	2:00.289	10.493	33	1:55.817	1.907	4	1:57.583	15.574	20	1:56.384	3.936
55	2:03.715	3.489	50	1:59.065	10.541	20	1:56.053	2.028	45	1:57.741	16.207	55	1:56.020	7.779
67	2:04.063	3.837	65	1:58.853	10.747	13	1:56.719	5.186	50	1:57.905	18.228	22	1:56.358	7.995
11	2:04.386	4.160	84	1:59.119	11.183	27	1:55.989	5.243	84	1:58.713	20.417	13	1:56.684	8.134
28	2:04.994	4.768	24	1:59.838	12.406	77	1:55.939	5.272	42	1:59.817	22.376	77	1:56.859	8.342
19	2:05.337	5.111	18	2:00.314	13.124	55	1:56.278	5.383	24	2:00.554	26.412	69	1:56.536	8.990
25	2:05.832	5.606	29	1:59.930	13.364	22	1:55.872	5.511	29	2:00.376	27.384	25	1:56.176	9.053
42	2:06.441	6.215	Lap 3			88	1:57.255	7.250	18	2:00.928	28.807	67	1:56.050	10.758
99	2:06.454	6.228	71	1:55.794		69	1:56.813	7.343	23	2:32.569	38.258	11	1:56.950	11.029
48	2:06.612	6.386	21	1:55.344	0.058	11	1:56.725	7.645	Lap 6			27	1:59.102	11.187
82	2:06.670	6.444	52	1:55.704	0.122	25	1:56.350	7.824	71	1:55.827		19	1:58.579	14.474
4	2:06.807	6.581	14	1:55.926	0.261	67	1:59.206	9.383	63	1:55.422	0.024	16	1:57.218	15.919
16	2:07.055	6.829	32	1:55.516	0.643	19	1:57.184	9.571	14	1:55.850	0.059	99	1:57.536	15.979
17	2:07.373	7.147	31	1:55.836	0.896	28	1:58.133	11.199	5	1:55.907	0.263	82	1:57.463	16.542
45	2:07.566	7.340	63	1:55.654	0.937	82	1:57.285	11.930	52	1:56.510	0.446	28	1:57.435	16.866
50	2:07.713	7.487	23	1:55.226	1.111	99	1:59.388	12.022	21	1:55.550	0.801	48	1:57.445	17.079
65	2:08.131	7.905	20	1:55.608	1.374	16	1:56.786	12.277	33	1:55.374	1.002	17	1:57.426	17.241
84	2:08.301	8.075	33	1:55.887	1.489	48	1:57.197	12.515	31	1:55.670	1.185	4	1:59.016	20.998
24	2:08.805	8.579	13	1:56.405	3.866	17	1:57.461	13.111	20	1:56.082	3.633	45	1:58.807	21.164
18	2:09.047	8.821	55	1:56.309	4.504	4	1:58.375	13.599	13	1:56.863	7.531	50	1:57.919	21.970
29	2:09.671	9.445	27	1:56.285	4.653	45	1:57.738	14.074	77	1:56.837	7.564	84	1:59.001	25.877
Lap 2														
71	1:56.011		77	1:55.982	4.732	50	1:57.984	15.931	22	1:56.672	7.718	42	1:59.490	29.446
14	1:55.832	0.129	22	1:56.873	5.038	65	1:58.307	16.580	55	1:56.688	7.840	24	2:00.157	34.627
52	1:56.111	0.212	88	1:56.731	5.394	84	1:58.163	17.312	27	1:57.239	8.166	29	2:00.237	35.718
21	1:55.512	0.508	67	1:56.616	5.576	42	1:59.116	18.167	69	1:56.914	8.535	18	2:01.414	39.266
31	1:56.586	0.854	69	1:56.808	5.929	24	2:00.197	21.466	88	1:56.803	8.700	15	2:03.242	5 Laps
32	1:56.253	0.921	11	1:56.898	6.319	29	1:59.707	22.616	25	1:55.846	8.958	Lap 8		
5	1:55.654	0.989	25	1:56.180	6.873	18	2:00.378	23.487	11	1:57.370	10.160	71	1:56.169	
63	1:56.033	1.077	19	1:57.174	7.786	Lap 5			67	1:56.412	10.789	14	1:56.228	0.044
33	1:56.615	1.396	99	1:56.188	8.033	52	1:55.243		19	1:57.090	11.976	52	1:56.112	0.132
20	1:55.519	1.560	28	1:57.906	8.465	71	1:55.540	0.237	99	1:57.489	14.524	63	1:56.202	0.232
23	1:55.504	1.679	82	1:58.283	10.343	14	1:55.819	0.273	16	1:56.910	14.782	5	1:56.053	0.403
81	1:56.291	2.132	4	1:58.080	10.623	5	1:56.028	0.420	82	1:57.419	15.160	21	1:56.551	0.820
34	1:55.976	2.427	48	1:57.944	10.717	63	1:55.249	0.666	28	1:57.905	15.512	31	1:56.124	0.971
13	1:56.782	3.255	16	1:57.961	10.890	21	1:55.188	1.315	48	1:57.521	15.715	33	1:56.495	1.081
			17	1:57.480	11.049	31	1:55.745	1.579	17	1:57.221	15.896	20	1:56.492	4.244
			45	1:57.696	11.735	33	1:55.393	1.692	4	1:58.553	18.063	55	1:56.394	7.989
									45	1:58.295	18.438			





Circuit de Barcelona-Catalunya / 17-18 June 2017

DORNA



MOTO3 FIM CEV REPSOL CIRCUIT BARCELONA-CATALUNYA RACE 1

Analysis by lap

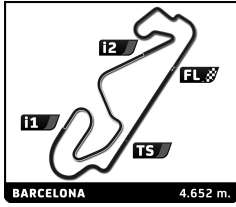
Lapped

Nr	Lap Time	Gap	Nr	Lap Time	Gap	Nr	Lap Time	Gap	Nr	Lap Time	Gap	Nr	Lap Time	Gap
13	1:56.415	8.365	15	1:59.606	5 Laps	28	1:57.267	24.773	5	1:56.377	0.366	45	1:59.310	41.080
77	1:56.261	8.419	Lap 10			99	1:57.675	24.862	21	1:55.777	0.616	84	1:59.397	50.261
22	1:56.664	8.475	52	1:55.238		16	1:57.618	25.002	31	1:55.613	1.577	42	1:59.762	54.960
69	1:56.252	9.058	71	1:55.142	0.548	48	1:57.848	25.598	33	1:55.528	1.636	24	1:59.765	1:04.171
25	1:56.332	9.201	5	1:54.897	1.214	17	1:57.941	25.924	20	1:56.809	8.863	29	2:01.061	1:10.908
67	1:56.136	10.710	14	1:55.447	1.924	82	1:59.173	27.810	55	1:56.753	12.913	15	1:58.004	5 Laps
27	1:56.344	11.347	63	1:55.517	1.999	50	1:58.301	33.094	13	1:57.177	13.772	18	2:01.020	1:20.022
11	1:57.185	12.030	31	1:55.602	2.494	4	1:58.574	33.701	77	1:57.013	13.875	Lap 15		
99	1:57.449	17.244	33	1:55.784	2.720	45	1:58.778	34.095	22	1:57.298	13.916	14	1:55.861	
16	1:57.658	17.393	21	1:55.768	2.852	84	1:59.271	40.992	67	1:56.850	13.939	52	1:55.868	0.117
82	1:57.264	17.622	20	1:56.031	6.519	42	2:00.035	46.485	25	1:56.488	14.044	71	1:55.715	0.322
48	1:56.876	17.771	55	1:56.586	11.030	24	1:59.948	52.890	69	1:57.503	14.989	63	1:55.462	0.441
28	1:57.499	18.181	13	1:56.788	11.603	29	2:00.720	56.499	27	1:57.546	19.379	21	1:55.654	0.506
17	1:57.406	18.463	77	1:56.549	11.670	18	2:01.770	1:04.015	11	1:57.359	19.787	5	1:56.535	0.639
45	1:57.977	22.957	22	1:56.925	11.713	15	1:59.083	5 Laps	28	1:57.070	26.841	33	1:55.717	0.959
4	1:58.436	23.250	69	1:56.907	12.188	Lap 12			99	1:57.406	26.920	31	1:55.832	1.248
50	1:58.133	23.919	25	1:56.865	12.377	71	1:55.995		16	1:57.308	27.242	20	1:56.506	10.379
84	1:59.324	29.017	67	1:56.090	12.645	14	1:55.203	0.051	48	1:57.286	27.504	55	1:56.797	14.870
42	2:00.088	33.350	27	1:57.143	14.960	52	1:56.420	0.089	17	1:58.152	30.424	82	1:58.104	33.126
24	2:00.464	38.907	11	1:57.215	15.732	5	1:56.154	0.216	82	1:58.104	33.126	50	1:58.443	37.181
29	2:00.507	40.041	99	1:57.602	23.015	63	1:55.431	0.336	50	1:58.443	37.181	4	1:58.198	37.335
18	2:01.758	44.840	16	1:58.858	23.212	45	1:57.998	37.726	4	1:58.198	37.335	45	1:57.988	37.726
15	2:01.095	5 Laps	28	1:57.827	23.334	21	1:55.870	2.191	84	1:59.029	46.820	25	1:56.651	15.657
Lap 9			48	1:58.228	23.578	31	1:55.780	2.191	42	1:59.588	51.154	69	1:56.472	16.061
52	1:55.000		17	1:57.874	23.811	33	1:55.788	2.335	24	2:00.151	1:00.362	22	1:58.240	16.724
71	1:55.776	0.644	82	1:58.599	24.465	20	1:56.963	8.281	27	1:57.275	21.954	27	1:57.275	21.954
5	1:56.284	1.555	50	1:58.757	30.621	55	1:56.725	12.387	29	2:01.065	1:05.803	11	1:57.623	23.051
14	1:56.803	1.715	4	1:59.545	30.955	13	1:56.749	12.822	15	1:59.086	5 Laps	28	1:57.550	30.438
63	1:56.620	1.720	45	1:59.551	31.145	22	1:57.045	12.845	18	2:01.801	1:14.958	99	1:57.912	30.498
31	1:56.291	2.130	84	1:59.384	37.549	77	1:56.713	13.089	Lap 14			48	1:57.470	30.708
33	1:56.225	2.174	42	1:59.952	42.278	67	1:56.343	13.316	5	1:55.590		16	1:57.771	30.782
21	1:56.634	2.322	24	2:00.204	48.770	69	1:57.117	13.713	14	1:55.965	0.035	17	1:58.960	36.227
20	1:56.614	5.726	29	2:01.287	51.607	25	1:57.116	13.783	52	1:55.944	0.145	82	1:57.717	37.986
55	1:56.825	9.682	18	2:02.073	58.073	27	1:57.840	18.060	71	1:56.459	0.503	50	1:58.332	42.992
22	1:56.683	10.026	15	1:58.504	5 Laps	11	1:57.901	18.655	21	1:56.088	0.748	4	1:58.638	43.158
13	1:56.820	10.053	Lap 11			99	1:57.210	25.741	63	1:56.759	0.875	45	1:58.499	43.683
77	1:57.072	10.359	52	1:55.828		28	1:57.556	25.998	84	1:59.019	53.384	42	1:59.008	58.072
69	1:56.593	10.519	71	1:55.616	0.336	16	1:57.490	26.161	24	2:00.456	1:08.731	29	2:01.450	1:16.462
25	1:56.681	10.750	5	1:55.007	0.393	48	1:57.178	26.445	27	1:57.275	21.954	15	1:58.036	5 Laps
67	1:56.215	11.793	14	1:55.083	1.179	17	1:58.906	28.499	55	1:57.012	13.969	18	2:01.570	1:25.696
27	1:56.840	13.055	63	1:55.065	1.236	82	1:59.770	31.249	13	1:56.544	14.360	Lap 16		
11	1:56.857	13.755	21	1:55.378	2.402	50	1:58.202	34.965	22	1:56.420	14.380	71	1:55.245	
16	1:57.331	19.592	31	1:55.986	2.652	4	1:57.994	35.364	67	1:56.598	14.581	21	1:55.123	0.062
48	1:57.949	20.588	33	1:55.986	2.878	45	1:58.201	35.965	77	1:56.862	14.781	5	1:55.086	0.158
99	1:58.539	20.651	20	1:56.958	7.649	84	1:59.357	44.018	25	1:56.814	14.902	14	1:55.855	0.288
28	1:57.696	20.745	55	1:56.791	11.993	42	1:57.639	47.793	69	1:56.452	15.485	31	1:55.691	1.372
82	1:58.614	21.104	22	1:56.246	12.131	24	1:59.879	56.438	27	1:57.152	20.575	82	1:58.995	36.165
17	1:57.844	21.175	13	1:56.629	12.404	29	2:00.797	1:00.965	11	1:57.493	21.324	99	1:57.518	28.482
4	1:58.530	26.648	77	1:56.865	12.707	18	2:01.700	1:09.384	28	1:57.899	28.784	33	1:56.006	1.398
45	1:59.007	26.832	69	1:56.567	12.927	15	1:58.221	5 Laps	16	1:57.621	28.907	63	1:57.012	1.886
50	1:58.315	27.102	25	1:56.449	12.998	Lap 13			48	1:57.586	29.134	52	1:58.058	2.608
84	1:59.518	33.403	67	1:56.487	13.304	71	1:56.227		17	1:58.695	33.163	20	1:57.520	12.332
42	1:59.346	37.564	27	1:57.419	16.551	14	1:56.202	0.026	82	1:58.995	36.165	55	1:56.299	15.602
24	2:00.029	43.804	11	1:57.181	17.085	63	1:55.963	0.072	4	1:59.037	40.416	13	1:56.702	16.356
29	2:00.649	45.558				52	1:56.295	0.157	50	1:59.331	40.556	67	1:56.722	16.461
18	2:01.530	51.238												





Circuit de Barcelona-Catalunya / 17-18 June 2017



MOTO3 FIM CEV REPSOL CIRCUIT BARCELONA-CATALUNYA RACE 1

Analysis by lap

Lapped

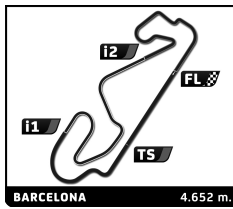
Nr	Lap Time	Gap	Nr	Lap Time	Gap	Nr	Lap Time	Gap	Nr	Lap Time	Gap	Nr	Lap Time	Gap
77	1:56.607	16.531												
25	1:56.515	16.605												
69	1:56.517	17.011												
22	1:57.252	18.409												
27	1:57.194	23.581												
11	1:58.039	25.523												
99	1:56.715	31.646												
16	1:56.840	32.055												
48	1:57.743	32.884												
28	1:58.055	32.926												
17	1:58.432	39.092												
82	1:57.376	39.795												
50	1:58.463	45.888												
45	1:57.858	45.974												
4	1:59.193	46.784												
84	1:59.019	56.836												
42	2:00.584	1:03.089												
24	1:59.916	1:13.080												
15	1:58.289	5 Laps												
29	2:01.322	1:22.217												
18	2:02.780	1:32.909												





Circuit de Barcelona-Catalunya / 17-18 June 2017

DORNA rfm



MOTO3 FIM CEV REPSOL CIRCUIT BARCELONA-CATALUNYA RACE 1

Analysis

■ Personal Best ■ Session Best ■ Crossing the finish line in pit lane

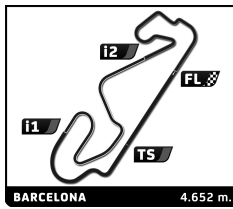
Lap	Time	Sector 1	Sector 2	Sector 3	T. Spd	Elapsed	Lap	Time	Sector 1	Sector 2	Sector 3	T. Spd	Elapsed	
4	Matthias MEGGLE GER DYNAVOLT INTACT GP JUNIOR TEAM KTM							13	Celestino VIETTI RAMUS ITA JUNIOR TEAM VR46 RIDERS ACADEMY KTM					
1	2:06.807	41.401	46.427	38.979	211.4	2:06.807	1	2:02.710	38.996	45.246	38.468	208.2	2:02.710	
2	1:57.767	34.370	45.308	38.089	232.6	4:04.574	2	1:56.782	34.432	44.524	37.826	225.8	3:59.492	
3	1:58.080	34.673	45.190	38.217	231.1	6:02.654	3	1:56.405	34.057	44.620	37.728	235.6	5:55.897	
4	1:58.375	34.701	45.021	38.653	224.9	8:01.029	4	1:56.719	34.413	44.499	37.807	229.6	7:52.616	
5	1:57.583	34.401	45.046	38.136	229.2	9:58.612	5	1:57.154	34.462	44.803	37.889	231.1	9:49.770	
6	1:58.553	34.766	45.331	38.456	227.7	11:57.165	6	1:56.863	34.545	44.430	37.888	228.2	11:46.633	
7	1:59.016	35.088	45.413	38.515	223.5	13:56.181	7	1:56.684	34.604	44.330	37.750	228.2	13:43.317	
8	1:58.436	35.060	45.296	38.080	223.5	15:54.617	8	1:56.415	34.393	44.370	37.652	230.6	15:39.732	
9	1:58.530	34.784	45.362	38.384	229.2	17:53.147	9	1:56.820	34.326	44.711	37.783	231.6	17:36.552	
10	1:59.545	35.395	45.790	38.360	223.1	19:52.692	10	1:56.788	34.568	44.370	37.850	224.4	19:33.340	
11	1:58.574	34.891	45.462	38.221	227.7	21:51.266	11	1:56.629	34.368	44.535	37.726	235.6	21:29.969	
12	1:57.994	34.842	45.045	38.107	226.3	23:49.260	12	1:56.749	34.486	44.355	37.908	231.1	23:26.718	
13	1:58.198	34.894	45.261	38.043	229.2	25:47.458	13	1:57.177	34.262	44.617	38.298	232.1	25:23.895	
14	1:59.037	34.914	45.491	38.632	233.6	27:46.495	14	1:56.544	34.317	44.407	37.820	233.1	27:20.439	
15	1:58.638	35.350	45.149	38.139	225.8	29:45.133	15	1:56.757	34.376	44.469	37.912	232.6	29:17.196	
16	1:59.193	34.890	45.276	39.027	231.6	31:44.326	16	1:56.702	34.233	44.635	37.834	235.6	31:13.898	
5	Jaume MASIA SPA CUNA DE CAMPEONES KTM							14	Sergio GARCÍA SPA JUNIOR TEAM ESTRELLA GALICIA 0,0 HONDA					
1	2:01.572	38.787	45.029	37.756	203.9	2:01.572	1	2:00.534	38.316	44.515	37.703	202.8	2:00.534	
2	1:55.654	33.813	44.342	37.499	239.7	3:57.226	2	1:55.832	34.217	44.323	37.292	232.6	3:56.366	
3	1:55.222	33.797	44.223	37.202	235.6	5:52.448	3	1:55.926	34.272	44.203	37.451	225.8	5:52.292	
4	1:54.982	33.578	44.064	37.340	236.1	7:47.430	4	1:55.200	33.860	44.044	37.296	230.1	7:47.492	
5	1:56.028	34.463	44.342	37.223	224.4	9:43.458	5	1:55.819	34.211	44.273	37.335	224.9	9:43.311	
6	1:55.907	34.069	44.286	37.552	230.6	11:39.365	6	1:55.850	34.399	44.109	37.342	223.1	11:39.161	
7	1:56.352	34.355	44.354	37.643	228.2	13:35.717	7	1:56.022	34.481	44.135	37.406	225.4	13:35.183	
8	1:56.053	34.389	44.446	37.218	231.6	15:31.770	8	1:56.228	34.580	44.220	37.428	225.8	15:31.411	
9	1:56.284	34.135	44.449	37.700	233.6	17:28.054	9	1:56.803	34.581	44.494	37.728	224.9	17:28.214	
10	1:54.897	33.887	43.993	37.017	230.1	19:22.951	10	1:55.447	34.247	44.042	37.158	225.8	19:23.661	
11	1:55.007	33.867	43.884	37.256	233.1	21:17.958	11	1:55.083	34.179	43.729	37.175	229.6	21:18.744	
12	1:56.154	33.974	44.405	37.775	230.6	23:14.112	12	1:55.203	34.029	43.596	37.578	230.6	23:13.947	
13	1:56.377	34.624	44.200	37.553	232.1	25:10.489	13	1:56.202	34.431	44.202	37.569	225.8	25:10.149	
14	1:55.590	33.796	44.430	37.364	237.6	27:06.079	14	1:55.965	34.394	44.282	37.289	227.7	27:06.114	
15	1:56.535	34.943	44.280	37.312	224.9	29:02.614	15	1:55.861	34.598	43.713	37.550	229.2	29:01.975	
16	1:55.086	33.721	43.937	37.428	236.6	30:57.700	16	1:55.855	34.807	43.862	37.186	226.8	30:57.830	
11	Daniel JONES GBR RACING STEPS FOUNDATION/KRP KTM							15	Matteo GHIDINI ITA TMR COMPETICIÓN KTM					
1	2:04.386	40.184	45.820	38.382	209.0	2:04.386	1	12:25.606	...	53.529	42.100	147.4	12:25.606	
2	1:57.066	34.221	44.772	38.073	237.6	4:01.452	2	2:03.242	36.967	46.648	39.627	218.6	14:28.848	
3	1:56.898	34.288	44.644	37.966	237.1	5:58.350	3	2:01.095	35.452	45.817	39.826	221.3	16:29.943	
4	1:56.725	34.312	44.680	37.733	235.1	7:55.075	4	1:59.606	35.544	45.542	38.520	221.7	18:29.549	
5	1:56.817	34.231	44.698	37.888	235.1	9:51.892	5	1:58.504	34.952	45.071	38.481	223.1	20:28.053	
6	1:57.370	34.341	44.885	38.144	232.1	11:49.262	6	1:59.083	35.178	45.563	38.342	222.2	22:27.136	
7	1:56.950	34.397	44.498	38.055	230.1	13:46.212	7	1:58.221	34.738	45.108	38.375	225.4	24:25.357	
8	1:57.185	34.312	44.923	37.950	229.6	15:43.397	8	1:59.086	34.774	45.530	38.782	226.3	26:24.443	
9	1:56.857	34.249	44.688	37.920	230.1	17:40.254	9	1:58.004	34.801	45.007	38.196	226.3	28:22.447	
10	1:57.215	34.412	44.828	37.975	228.2	19:37.469	10	1:58.036	34.908	44.921	38.207	226.3	30:20.483	
11	1:57.181	34.472	44.710	37.999	229.6	21:34.650	11	1:58.289	34.670	45.290	38.329	226.3	32:18.772	
12	1:57.901	34.640	45.017	38.244	232.6	23:32.551								
13	1:57.359	34.567	44.798	37.994	230.1	25:29.910								
14	1:57.493	34.525	44.918	38.050	233.6	27:27.403								
15	1:57.623	34.608	44.931	38.084	229.6	29:25.026								
16	1:58.039	34.695	45.119	38.225	230.1	31:23.065								
16	Alex RUIZ SPA MRW-MAHINDRA-ASPAR TEAM MAHINDRA							16	Alex RUIZ SPA MRW-MAHINDRA-ASPAR TEAM MAHINDRA					
1	2:07.055	41.604	46.418	39.033	211.0	2:07.055	1	2:07.055	41.604	46.418	39.033	211.0	2:07.055	





Circuit de Barcelona-Catalunya / 17-18 June 2017

DORNA rfm



MOTO3 FIM CEV REPSOL CIRCUIT BARCELONA-CATALUNYA RACE 1

Analysis

■ Personal Best ■ Session Best B Crossing the finish line in pit lane

Lap	Time	Sector 1	Sector 2	Sector 3	T. Spd	Elapsed
2	1:57.905	35.016	44.883	38.006	234.1	4:04.960
3	1:57.961	34.429	45.250	38.282	234.6	6:02.921
4	1:56.786	34.154	44.753	37.879	233.1	7:59.707
5	1:57.267	34.255	44.829	38.183	235.6	9:56.974
6	1:56.910	34.252	44.732	37.926	234.1	11:53.884
7	1:57.218	34.561	44.677	37.980	227.2	13:51.102
8	1:57.658	34.438	44.976	38.244	230.1	15:48.760
9	1:57.331	34.758	44.855	37.718	223.5	17:46.091
10	1:58.858	35.185	45.221	38.452	224.0	19:44.949
11	1:57.618	34.932	44.863	37.823	222.6	21:42.567
12	1:57.490	34.686	45.103	37.701	223.5	23:40.057
13	1:57.308	34.655	44.873	37.780	220.8	25:37.365
14	1:57.621	34.625	45.093	37.903	230.1	27:34.986
15	1:57.771	34.672	44.922	38.177	224.9	29:32.757
16	1:56.840	34.524	44.900	37.416	228.7	31:29.597

17 Riccardo ROSSI		ITA				
JHK T-SHIRT		HUSQVARNA				
1	2:07.373	41.697	46.629	39.047	214.3	2:07.373
2	1:58.227	34.843	45.344	38.040	233.6	4:05.600
3	1:57.480	34.430	44.719	38.331	230.1	6:03.080
4	1:57.461	34.207	45.234	38.020	235.6	8:00.541
5	1:57.236	34.494	44.810	37.932	227.2	9:57.777
6	1:57.221	34.306	44.825	38.090	229.2	11:54.998
7	1:57.426	34.218	45.131	38.077	235.6	13:52.424
8	1:57.406	34.237	45.145	38.024	234.6	15:49.830
9	1:57.844	34.556	44.965	38.323	233.1	17:47.674
10	1:57.874	35.158	44.861	37.855	231.1	19:45.548
11	1:57.941	34.510	44.953	38.478	230.6	21:43.489
12	1:58.906	35.317	45.401	38.188	232.1	23:42.395
13	1:58.152	34.901	44.958	38.293	224.4	25:40.547
14	1:58.695	34.931	45.305	38.459	225.4	27:39.242
15	1:58.960	35.102	45.296	38.562	224.0	29:38.202
16	1:58.432	35.020	45.216	38.196	224.0	31:36.634

18 Ryan VAN DE LAGEMAAT		NED				
LAGEMAAT RACING		KTM				
1	2:09.047	42.806	46.684	39.557	213.0	2:09.047
2	2:00.314	35.259	46.027	39.028	231.1	4:09.361
3	2:01.178	35.665	46.022	39.491	223.1	6:10.539
4	2:00.378	35.640	45.789	38.949	219.0	8:10.917
5	2:00.928	35.654	46.227	39.047	218.6	10:11.845
6	2:01.190	35.811	46.210	39.169	217.3	12:13.035
7	2:01.414	35.846	46.225	39.343	215.1	14:14.449
8	2:01.758	35.930	46.441	39.387	215.6	16:16.207
9	2:01.530	35.880	46.332	39.318	214.3	18:17.737
10	2:02.073	36.152	46.451	39.470	214.7	20:19.810
11	2:01.770	36.033	46.349	39.388	216.4	22:21.580
12	2:01.700	36.057	46.359	39.284	216.0	24:23.280
13	2:01.801	36.064	46.403	39.334	214.3	26:25.081
14	2:01.020	35.592	46.143	39.285	221.7	28:26.101
15	2:01.570	35.746	46.508	39.316	217.3	30:27.671
16	2:02.780	36.156	46.701	39.923	216.0	32:30.451

19 Rufino FLORIDO		SPA	
MAHINDRA LAGLISSE TEAM		MAHINDRA	

Lap	Time	Sector 1	Sector 2	Sector 3	T. Spd	Elapsed
1	2:05.337	40.902	45.710	38.725	211.8	2:05.337
2	1:57.306	34.376	44.936	37.994	232.1	4:02.643
3	1:57.174	34.364	44.841	37.969	225.8	5:59.817
4	1:57.184	34.842	44.685	37.657	224.9	7:57.001
5	1:56.987	34.410	44.701	37.876	230.1	9:53.988
6	1:57.090	34.354	44.766	37.970	226.8	11:51.078
7	1:58.579	34.636	45.186	38.757	225.4	13:49.657

20 José Julián GARCÍA		SPA				
FAU55 RACING		KTM				
1	2:02.278	39.040	44.917	38.321	210.6	2:02.278
2	1:55.519	33.607	44.223	37.689	238.2	3:57.797
3	1:55.608	33.731	44.280	37.597	239.7	5:53.405
4	1:56.053	33.826	44.479	37.748	235.1	7:49.458
5	1:57.195	33.647	45.827	37.721	237.6	9:46.653
6	1:56.082	33.844	44.443	37.795	225.8	11:42.735
7	1:56.384	34.532	44.245	37.607	224.9	13:39.119
8	1:56.492	34.466	44.417	37.609	225.8	15:35.611
9	1:56.614	34.543	44.454	37.617	223.1	17:32.225
10	1:56.031	34.091	44.324	37.616	224.4	19:28.256
11	1:56.958	34.642	44.432	37.884	224.9	21:25.214
12	1:56.963	34.597	44.512	37.854	224.9	23:22.177
13	1:56.809	34.445	44.493	37.871	224.4	25:18.986
14	1:56.862	34.234	44.628	38.000	224.9	27:15.848
15	1:56.506	34.637	44.711	37.158	224.9	29:12.354
16	1:57.520	34.570	44.711	38.239	225.4	31:09.874

21 Alonso LÓPEZ		SPA				
JUNIOR TEAM ESTRELLA GALICIA 0,0		HONDA				
1	2:01.233	38.548	45.059	37.626	203.1	2:01.233
2	1:55.512	33.816	44.280	37.416	242.4	3:56.745
3	1:55.344	33.927	44.058	37.359	236.6	5:52.089
4	1:57.076	34.434	44.387	38.255	222.6	7:49.165
5	1:55.188	33.640	44.132	37.416	238.2	9:44.353
6	1:55.550	33.874	43.877	37.799	226.8	11:39.903
7	1:55.733	33.979	44.329	37.425	237.1	13:35.636
8	1:56.551	34.254	44.629	37.668	233.1	15:32.187
9	1:56.634	34.171	44.741	37.722	229.6	17:28.821
10	1:55.768	33.906	44.214	37.648	234.1	19:24.589
11	1:55.378	34.018	43.925	37.435	238.7	21:19.967
12	1:54.995	33.913	43.878	37.204	231.6	23:14.962
13	1:55.777	34.306	44.144	37.327	232.1	25:10.739
14	1:56.088	34.137	44.308	37.643	238.7	27:06.827
15	1:55.654	34.056	44.334	37.264	239.2	29:02.481
16	1:55.123	33.697	43.982	37.444	238.7	30:57.604

22 Apiwath WONGTHANANON		THA				
VR46 MASTERCAMP TEAM		KTM				
1	2:03.184	39.618	45.105	38.461	215.1	2:03.184
2	1:57.012	34.303	44.516	38.193	233.1	4:00.196
3	1:56.873	34.475	44.920	37.478	228.7	5:57.069
4	1:55.872	34.176	44.256	37.440	235.1	7:52.941
5	1:57.207	34.257	44.788	38.162	232.1	9:50.148
6	1:56.672	34.407	44.684	37.581	222.2	11:46.820
7	1:56.358	34.487	44.286	37.585	222.6	13:43.178
8	1:56.664	34.561	44.767	37.336	226.3	15:39.842





Circuit de Barcelona-Catalunya / 17-18 June 2017

DORNA rfm



MOTO3 FIM CEV REPSOL CIRCUIT BARCELONA-CATALUNYA RACE 1

Analysis

■ Personal Best ■ Session Best B Crossing the finish line in pit lane

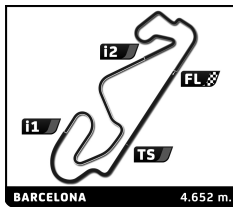
Lap	Time	Sector 1	Sector 2	Sector 3	T. Spd	Elapsed	Lap	Time	Sector 1	Sector 2	Sector 3	T. Spd	Elapsed	
9	1:56.683	34.455	44.627	37.601	230.6	17:36.525								
10	1:56.925	34.714	44.329	37.882	225.4	19:33.450								
11	1:56.246	34.068	44.505	37.673	235.1	21:29.696								
12	1:57.045	34.624	44.786	37.635	225.4	23:26.741								
13	1:57.298	34.381	44.675	38.242	232.6	25:24.039								
14	1:56.420	34.205	44.478	37.737	234.6	27:20.459								
15	1:58.240	35.865	44.241	38.134	230.6	29:18.699								
16	1:57.252	34.335	44.813	38.104	233.6	31:15.951								
23	Raúl FERNÁNDEZ SPA							27	Mattia CASADEI ITA					
	MRW-MAHINDRA-ASPAR TEAM MAHINDRA								SIC58 SQUADRA CORSE HONDA					
1	2:02.412	38.868	45.310	38.234	201.3	2:02.412	1	2:03.133	39.462	45.103	38.568	201.6	2:03.133	
2	1:55.504	33.868	44.082	37.554	234.6	3:57.916	2	1:57.266	34.485	44.771	38.010	235.6	4:00.399	
3	1:55.226	33.741	44.044	37.441	234.6	5:53.142	3	1:56.285	34.067	44.771	37.447	233.6	5:56.684	
4	1:55.585	33.926	44.055	37.604	233.1	7:48.727	4	1:55.989	34.024	44.454	37.511	230.6	7:52.673	
5	2:32.569	33.908	1:18.211	40.450	231.1	10:21.296	5	1:57.356	34.671	44.887	37.798	226.8	9:50.029	
6	2:28.936 B	39.554	50.004	59.378	211.4	12:50.232	6	1:57.239	34.655	44.809	37.775	225.8	11:47.268	
24	Chandler COOPER AUS							7	1:59.102	34.414	44.518	40.170	229.6	13:46.370
	PROMORACING KTM							8	1:56.344	34.222	44.647	37.475	232.6	15:42.714
1	2:08.805	42.661	46.637	39.507	212.6	2:08.805	9	1:56.840	34.540	44.604	37.696	225.4	17:39.554	
2	1:59.838	35.057	45.859	38.922	232.1	4:08.643	10	1:57.143	34.484	44.954	37.705	226.3	19:36.697	
3	2:00.056	35.349	45.846	38.861	225.8	6:08.699	11	1:57.419	34.678	44.879	37.862	226.3	21:34.116	
4	2:00.197	35.359	46.104	38.734	224.0	8:08.896	12	1:57.840	34.855	45.155	37.830	224.9	23:31.956	
5	2:00.554	35.262	46.443	38.849	221.7	10:09.450	13	1:57.546	34.655	44.967	37.924	224.4	25:29.502	
6	2:00.203	35.505	45.899	38.799	220.8	12:09.653	14	1:57.152	34.716	44.750	37.686	224.9	27:26.654	
7	2:00.157	35.572	45.860	38.725	221.3	14:09.810	15	1:57.275	34.747	44.828	37.700	225.4	29:23.929	
8	2:00.464	35.372	45.740	39.352	218.2	16:10.274	16	1:57.194	34.598	44.724	37.872	226.8	31:21.123	
9	2:00.029	35.466	45.510	39.053	218.6	18:10.303								
10	2:00.204	35.779	45.628	38.797	221.3	20:10.507								
11	1:59.948	35.350	45.662	38.936	221.3	22:10.455								
12	1:59.879	35.586	45.684	38.609	221.7	24:10.334								
13	2:00.151	35.383	45.803	38.965	221.3	26:10.485								
14	1:59.765	35.435	45.762	38.568	222.6	28:10.250								
15	2:00.456	35.233	45.745	39.478	223.1	30:10.706								
16	1:59.916	35.355	45.751	38.810	219.0	32:10.622								
25	Andy VERDOÏA FRA							28	Loran FABER NED					
	CARXPRT INTERWETTEN JUNIOR MO KTM								DUTCH RACING TEAM HONDA					
1	2:05.832	41.115	45.707	39.010	217.3	2:05.832	1	2:04.994	40.821	45.744	38.429	216.4	2:04.994	
2	1:56.892	34.124	44.785	37.983	231.1	4:02.724	2	1:57.596	34.557	44.896	38.143	230.1	4:02.590	
3	1:56.180	34.037	44.379	37.764	227.7	5:58.904	3	1:57.906	34.737	44.952	38.217	226.8	6:00.496	
4	1:56.350	34.423	44.266	37.661	229.2	7:55.254	4	1:58.133	34.627	45.633	37.873	232.1	7:58.629	
5	1:56.960	34.144	44.727	38.089	235.6	9:52.214	5	1:58.080	34.782	44.927	38.371	226.3	9:56.709	
6	1:55.846	34.147	44.292	37.407	231.6	11:48.060	6	1:57.905	34.882	44.850	38.173	225.8	11:54.614	
7	1:56.176	33.952	44.580	37.644	235.6	13:44.236	7	1:57.435	34.312	44.986	38.137	233.1	13:52.049	
8	1:56.332	34.147	44.623	37.562	233.1	15:40.568	8	1:57.499	34.320	45.392	37.787	235.6	15:49.548	
9	1:56.681	34.077	44.835	37.769	234.6	17:37.249	9	1:57.696	34.448	45.088	38.160	233.1	17:47.244	
10	1:56.865	34.432	44.566	37.867	235.1	19:34.114	10	1:57.827	35.231	44.575	38.021	225.4	19:45.071	
11	1:56.449	34.199	44.559	37.691	235.6	21:30.563	11	1:57.267	34.511	44.789	37.967	228.2	21:42.338	
12	1:57.116	34.426	44.777	37.913	236.6	23:27.679	12	1:57.556	34.832	44.847	37.877	224.4	23:39.894	
13	1:56.488	34.240	44.193	38.055	237.6	25:24.167	13	1:57.070	34.450	44.748	37.872	225.8	25:36.964	
14	1:56.814	34.342	44.686	37.786	231.1	27:20.981	14	1:57.899	34.890	45.040	37.969	224.0	27:34.863	
15	1:56.651	34.051	44.608	37.992	238.7	29:17.632	15	1:57.550	34.572	44.689	38.289	228.2	29:32.413	
16	1:56.515	34.049	44.661	37.805	236.6	31:14.147	16	1:58.055	34.713	45.126	38.216	226.8	31:30.468	
							29	Lyvann LUCHEL FRA						
								LARRESPORT MAHINDRA						
							1	2:09.671	43.042	46.625	40.004	209.4	2:09.671	
							2	1:59.930	35.192	45.849	38.889	222.6	4:09.601	
							3	2:00.738	35.746	46.040	38.952	224.0	6:10.339	
							4	1:59.707	35.357	45.687	38.663	218.2	8:10.046	
							5	2:00.376	35.602	46.001	38.773	216.9	10:10.422	
							6	2:00.242	35.880	45.700	38.662	213.0	12:10.664	
							7	2:00.237	35.793	45.730	38.714	212.2	14:10.901	
							8	2:00.507	35.860	45.879	38.768	210.6	16:11.408	
							9	2:00.649	35.781	45.987	38.881	211.4	18:12.057	
							10	2:01.287	35.943	46.270	39.074	211.0	20:13.344	
							11	2:00.720	35.831	45.982	38.907	211.4	22:14.064	
							12	2:00.797	35.758	46.214	38.825	213.0	24:14.861	
							13	2:01.065	35.724	46.084	39.257	211.8	26:15.926	
							14	2:01.061	35.769	46.209	39.083	213.9	28:16.987	
							15	2:01.450	35.869	46.472	39.109	213.9	30:18.437	
							16	2:01.322	36.031	46.276	39.015	211.8	32:19.759	





Circuit de Barcelona-Catalunya / 17-18 June 2017

DORNA rfm



MOTO3 FIM CEV REPSOL CIRCUIT BARCELONA-CATALUNYA RACE 1

Analysis

■ Personal Best ■ Session Best B Crossing the finish line in pit lane

Lap	Time	Sector 1	Sector 2	Sector 3	T. Spd	Elapsed	Lap	Time	Sector 1	Sector 2	Sector 3	T. Spd	Elapsed
2	1:59.065	34.810	45.766	38.489	239.7	4:06.778	1	2:01.281	38.478	45.118	37.685	201.3	2:01.281
3	1:58.599	35.114	45.454	38.031	234.1	6:05.377	2	1:56.033	33.900	44.259	37.874	237.6	3:57.314
4	1:57.984	34.848	45.203	37.933	230.1	8:03.361	3	1:55.654	34.052	44.142	37.460	234.1	5:52.968
5	1:57.905	34.889	45.102	37.914	228.2	10:01.266	4	1:55.487	33.916	44.170	37.401	236.6	7:48.455
6	1:57.968	34.818	45.130	38.020	226.8	11:59.234	5	1:55.249	33.946	44.313	36.990	229.2	9:43.704
7	1:57.919	34.894	44.967	38.058	226.8	13:57.153	6	1:55.422	33.929	44.047	37.446	231.1	11:39.126
8	1:58.133	34.838	45.241	38.054	229.2	15:55.286	7	1:56.271	34.432	44.215	37.624	226.8	13:35.397
9	1:58.315	34.742	45.008	38.565	228.7	17:53.601	8	1:56.202	34.441	44.260	37.501	230.6	15:31.599
10	1:58.757	35.173	45.348	38.236	228.7	19:52.358	9	1:56.620	34.221	44.564	37.835	225.8	17:28.219
11	1:58.301	35.053	45.147	38.101	226.3	21:50.659	10	1:55.517	34.186	44.027	37.304	224.9	19:23.736
12	1:58.202	35.061	45.032	38.109	227.2	23:48.861	11	1:55.065	34.188	43.892	36.985	228.7	21:18.801
13	1:58.443	35.081	45.193	38.169	226.8	25:47.304	12	1:55.431	34.026	43.859	37.546	231.1	23:14.232
14	1:59.331	35.062	45.581	38.688	228.2	27:46.635	13	1:55.963	34.161	44.251	37.551	233.1	25:10.195
15	1:58.332	35.028	45.121	38.183	228.2	29:44.967	14	1:56.759	34.257	44.585	37.917	222.2	27:06.954
16	1:58.463	35.020	45.155	38.288	224.9	31:43.430	15	1:55.462	33.833	44.273	37.356	238.2	29:02.416
							16	1:57.012	35.261	44.317	37.434	239.2	30:59.428

52 **Jeremy ALCOBA** SPA
JUNIOR TEAM ESTRELLA GALICIA 0,0 HONDA

1	2:00.338	38.225	44.481	37.632	202.0	2:00.338
2	1:56.111	34.428	44.458	37.225	231.1	3:56.449
3	1:55.704	34.277	44.179	37.248	225.4	5:52.153
4	1:55.642	34.453	44.283	36.906	224.4	7:47.795
5	1:55.243	33.908	43.990	37.345	231.6	9:43.038
6	1:56.510	34.720	44.214	37.576	220.8	11:39.548
7	1:55.839	34.184	44.304	37.351	231.6	13:35.387
8	1:56.112	34.473	44.269	37.370	224.4	15:31.499
9	1:55.000	34.244	43.863	36.893	228.7	17:26.499
10	1:55.238	34.324	43.941	36.973	220.4	19:21.737
11	1:55.828	34.733	43.993	37.102	221.3	21:17.565
12	1:56.420	34.639	44.186	37.595	222.6	23:13.985
13	1:56.295	34.555	44.159	37.581	228.2	25:10.280
14	1:55.944	34.083	44.465	37.396	228.2	27:06.224
15	1:55.868	34.323	43.875	37.670	226.8	29:02.092
16	1:58.058	37.267	43.890	36.901	226.8	31:00.150

55 **Yari MONTELLA** ITA
SIC58 SQUADRA CORSE HONDA

1	2:03.715	39.548	45.678	38.489	209.4	2:03.715
2	1:56.511	33.951	44.554	38.006	240.3	4:00.226
3	1:56.309	33.985	44.511	37.813	231.6	5:56.535
4	1:56.278	34.521	44.222	37.535	227.2	7:52.813
5	1:57.441	34.489	44.983	37.969	229.2	9:50.254
6	1:56.688	34.153	44.475	38.060	227.7	11:46.942
7	1:56.020	34.247	44.246	37.527	229.2	13:42.962
8	1:56.394	34.467	44.411	37.516	226.8	15:39.356
9	1:56.825	34.620	44.516	37.689	224.0	17:36.181
10	1:56.586	34.465	44.487	37.634	225.4	19:32.767
11	1:56.791	34.549	44.609	37.633	226.8	21:29.558
12	1:56.725	34.547	44.555	37.623	227.2	23:26.283
13	1:56.753	34.579	44.575	37.599	226.3	25:23.036
14	1:57.012	34.534	44.673	37.805	226.3	27:20.048
15	1:56.797	34.488	44.606	37.703	228.2	29:16.845
16	1:56.299	34.344	44.388	37.567	228.7	31:13.144

63 **Vicente PEREZ** SPA
REALE AVINTIA ACADEMY KTM

65 **Josh OWENS** GBR
PROMORACING KALEX

1	2:08.131	41.686	47.293	39.152	210.6	2:08.131
2	1:58.853	34.894	45.604	38.355	227.7	4:06.984
3	1:58.719	34.874	45.523	38.322	232.1	6:05.703
4	1:58.307	34.732	45.318	38.257	226.8	8:04.010

67 **Gerard RIU** SPA
MAHINDRA LAGLISSE TEAM MAHINDRA

1	2:04.063	40.219	45.347	38.497	212.6	2:04.063
2	1:56.928	34.107	44.855	37.966	235.1	4:00.991
3	1:56.616	34.179	44.550	37.887	234.6	5:57.607
4	1:59.206	36.856	44.588	37.762	231.6	7:56.813
5	1:56.666	34.444	44.513	37.709	228.7	9:53.479
6	1:56.412	34.427	44.374	37.611	229.2	11:49.891
7	1:56.050	34.177	44.128	37.745	230.6	13:45.941
8	1:56.136	34.345	44.241	37.550	226.8	15:42.077
9	1:56.215	34.272	44.376	37.567	227.2	17:38.292
10	1:56.090	34.186	44.264	37.640	230.1	19:34.382
11	1:56.487	34.111	44.486	37.890	235.1	21:30.869
12	1:56.343	34.165	44.537	37.641	234.6	23:27.212
13	1:56.850	34.150	44.581	38.119	234.1	25:24.062
14	1:56.598	34.318	44.448	37.832	235.1	27:20.660
15	1:56.621	34.221	44.398	38.002	234.1	29:17.281
16	1:56.722	34.155	44.562	38.005	233.1	31:14.003

69 **Rory SKINNER** GBR
RACING STEPS FOUNDATION/KRP KTM

1	2:03.406	39.354	45.499	38.553	209.4	2:03.406
2	1:57.746	34.006	45.568	38.172	240.8	4:01.152
3	1:56.808	34.143	44.654	38.011	238.2	5:57.960
4	1:56.813	34.246	44.657	37.910	236.6	7:54.773
5	1:55.950	33.983	44.179	37.788	230.6	9:50.723
6	1:56.914	34.100	44.764	38.050	233.6	11:47.637
7	1:56.536	34.120	44.573	37.843	234.6	13:44.173
8	1:56.252	34.067	44.594	37.591	230.1	15:40.425
9	1:56.593	34.104	44.805	37.684	233.1	17:37.018
10	1:56.907	34.470	44.646	37.791	232.6	19:33.925
11	1:56.567	34.186	44.540	37.841	235.6	21:30.492





Circuit de Barcelona-Catalunya / 17-18 June 2017

DORNA rfm



MOTO3 FIM CEV REPSOL CIRCUIT BARCELONA-CATALUNYA RACE 1

Analysis

Personal Best Session Best B Crossing the finish line in pit lane

Lap	Time	Sector 1	Sector 2	Sector 3	T. Spd	Elapsed	Lap	Time	Sector 1	Sector 2	Sector 3	T. Spd	Elapsed
12	1:57.117	34.389	44.644	38.084	239.2	23:27.609	6	1:57.419	34.544	44.870	38.005	230.6	11:54.262
13	1:57.503	34.799	44.705	37.999	238.7	25:25.112	7	1:57.463	34.548	44.873	38.042	231.1	13:51.725
14	1:56.452	34.171	44.513	37.768	234.6	27:21.564	8	1:57.264	34.392	44.953	37.919	232.1	15:48.989
15	1:56.472	34.172	44.496	37.804	237.6	29:18.036	9	1:58.614	34.720	45.216	38.678	225.8	17:47.603
16	1:56.517	34.018	44.616	37.883	239.2	31:14.553	10	1:58.599	35.186	45.280	38.133	232.6	19:46.202

71 Dennis FOGGIA							ITA
JUNIOR TEAM VR46 RIDERS ACADEM'							KTM
1	2:00.226	38.141	44.386	37.699	212.6	2:00.226	
2	1:56.011	34.504	44.067	37.440	229.6	3:56.237	
3	1:55.794	34.324	44.059	37.411	227.7	5:52.031	
4	1:55.704	34.332	44.058	37.314	224.4	7:47.735	
5	1:55.540	33.988	44.142	37.410	233.6	9:43.275	
6	1:55.827	34.172	44.139	37.516	229.2	11:39.102	
7	1:56.096	34.369	44.128	37.599	228.7	13:35.198	
8	1:56.169	34.480	44.182	37.507	227.7	15:31.367	
9	1:55.776	34.402	43.999	37.375	228.2	17:27.143	
10	1:55.142	34.191	43.791	37.160	232.1	19:22.285	
11	1:55.616	34.281	44.018	37.317	235.1	21:17.901	
12	1:55.995	34.195	44.170	37.630	228.7	23:13.896	
13	1:56.227	34.426	44.192	37.609	230.1	25:10.123	
14	1:56.459	34.616	44.344	37.499	222.2	27:06.582	
15	1:55.715	34.219	44.147	37.349	239.2	29:02.297	
16	1:55.245	33.753	44.026	37.466	239.7	30:57.542	

77 Lorenzo PETRARCA							ITA
JHK T-SHIRT							HUSQVARNA
1	2:03.486	39.586	45.355	38.545	209.4	2:03.486	
2	1:57.295	34.283	44.832	38.180	238.2	4:00.781	
3	1:55.982	34.333	44.374	37.275	233.1	5:56.763	
4	1:55.939	34.184	44.273	37.482	234.6	7:52.702	
5	1:57.127	34.567	44.779	37.781	227.7	9:49.829	
6	1:56.837	34.492	44.621	37.724	225.8	11:46.666	
7	1:56.859	34.853	44.428	37.578	224.4	13:43.525	
8	1:56.261	34.236	44.627	37.398	234.6	15:39.786	
9	1:57.072	34.248	45.155	37.669	232.1	17:36.858	
10	1:56.549	34.429	44.355	37.765	232.6	19:33.407	
11	1:56.865	34.413	44.676	37.776	231.6	21:30.272	
12	1:56.713	34.550	44.459	37.704	232.1	23:26.985	
13	1:57.013	34.145	44.561	38.307	231.6	25:23.998	
14	1:56.862	34.278	44.809	37.775	235.1	27:20.860	
15	1:56.606	34.061	44.579	37.966	237.6	29:17.466	
16	1:56.607	34.047	44.636	37.924	236.1	31:14.073	

81 Aleix VIU							SPA
42MOTORSPORT							KTM
1	2:02.078	38.712	45.013	38.353	207.8	2:02.078	
2	1:56.291	34.103	44.257	37.931	236.1	3:58.369	

82 Stefano NEPA							ITA
LEOPARD JUNIOR TEAM							HONDA
1	2:06.670	41.417	46.284	38.969	216.4	2:06.670	
2	1:57.122	34.356	44.927	37.839	232.1	4:03.792	
3	1:58.283	35.264	45.069	37.950	234.6	6:02.075	
4	1:57.285	34.605	44.796	37.884	228.2	7:59.360	
5	1:57.483	34.455	44.756	38.272	231.6	9:56.843	

84 Ivan MIRALLES							SPA
CUNA DE CAMPEONES							MIR RACING
1	2:08.301	42.242	46.713	39.346	211.0	2:08.301	
2	1:59.119	34.487	46.122	38.510	232.6	4:07.420	
3	1:59.159	35.043	45.406	38.710	230.6	6:06.579	
4	1:58.163	34.842	45.102	38.219	228.7	8:04.742	
5	1:58.713	35.170	45.262	38.281	223.5	10:03.455	
6	1:58.604	35.144	45.262	38.198	221.3	12:02.059	
7	1:59.001	35.409	45.172	38.420	220.8	14:01.060	
8	1:59.324	35.425	45.406	38.493	221.7	16:00.384	
9	1:59.518	35.525	45.569	38.424	219.0	17:59.902	
10	1:59.384	35.395	45.498	38.491	220.4	19:59.286	
11	1:59.271	35.406	45.377	38.488	220.8	21:58.557	
12	1:59.357	35.359	45.782	38.216	221.3	23:57.914	
13	1:59.029	35.100	45.482	38.447	221.3	25:56.943	
14	1:59.397	35.152	45.808	38.437	222.6	27:56.340	
15	1:59.019	35.244	45.314	38.461	222.6	29:55.359	
16	1:59.019	35.201	45.390	38.428	221.7	31:54.378	

88 Brunopalazzese IERACI							ITA
TM RACING FACTORY TEAM							TM RACING
1	2:03.666	39.922	45.252	38.492	211.8	2:03.666	
2	1:57.028	34.154	44.903	37.971	236.1	4:00.694	
3	1:56.731	34.101	44.836	37.794	232.1	5:57.425	
4	1:57.255	34.697	44.500	38.058	229.2	7:54.680	
5	1:56.319	34.289	44.360	37.670	232.1	9:50.999	
6	1:56.803	34.300	44.559	37.944	229.2	11:47.802	

99 Angel LORENTE							SPA
CUNA DE CAMPEONES							MIR RACING
1	2:06.454	41.026	45.812	39.616	211.4	2:06.454	
2	1:57.422	34.744	44.824	37.854	225.8	4:03.876	
3	1:56.188	33.943	44.604	37.641	237.1	6:00.064	
4	1:59.388	34.642	44.311	40.435	226.8	7:59.452	
5	1:56.685	34.193	44.705	37.787	229.2	9:56.137	
6	1:57.489	34.872	44.818	37.799	219.5	11:53.626	
7	1:57.536	34.938	44.618	37.980	218.6	13:51.162	
8	1:57.449	34.459	44.964	38.026	227.7	15:48.611	
9	1:58.539	35.218	44.935	38.386	217.3	17:47.150	
10	1:57.602	34.932	44.727	37.943	220.8	19:44.752	
11	1:57.675	34.937	44.772	37.966	220.4	21:42.427	
12	1:57.210	34.588	44.880	37.742	224.4	23:39.637	
13	1:57.406	34.794	44.826	37.786	220.8	25:37.043	
14	1:57.518	34.688	44.973	37.857	227.2	27:34.561	





Moto3[™] WORLD CHAMPIONSHIP

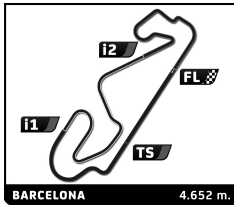
Moto2[™] EUROPEAN CHAMPIONSHIP

EUROPEAN Talent CUP

EUROPEAN HONDA CUP

Circuit de Barcelona-Catalunya / 17-18 June 2017

DORNA rfm



MOTO3 FIM CEV REPSOL CIRCUIT BARCELONA-CATALUNYA RACE 1

Analysis

■ Personal Best ■ Session Best B Crossing the finish line in pit lane

Lap	Time	Sector 1	Sector 2	Sector 3	T. Spd	Elapsed	Lap	Time	Sector 1	Sector 2	Sector 3	T. Spd	Elapsed
15	1:57.912	34.991	44.649	38.272	221.3	29:32.473							
16	1:56.715	34.505	44.664	37.546	225.4	31:29.188							

