



Circuito do Estoril / 22-23 July 2017

DORNA



ETC

FIM CEV REPSOL CIRCUITO DO ESTORIL

RACE 1 ((5 laps, 20,9 km.))

Provisional Classification

Rider	Nat	Team	Bike	Tyres	Cl.	Laps	Total Time	Gap	Kph	Best Lap		
										Lap	Time	Kph
1	25	Eduard Melgar	SPA GRUPO MACHADO-CAME	HONDA		5	9:20.081	-	134.4	5	1:50.717	136.0
2	18	Manuel González	SPA HALCOURIER RACING	HONDA		5	9:20.122	+0.041	134.4	3	1:50.564	136.2
3	9	Francisco Gómez	SPA TEAM LARRESPORT	HONDA		5	9:20.390	+0.309	134.3	5	1:50.445	136.3
4	27	Alejandro Díez	SPA TEAM HONDA IMPALA	HONDA		5	9:20.421	+0.340	134.3	5	1:50.847	135.8
5	83	Meikon Yuji Kawakami	BRA PLAYSTATION LAGLISSE ACADEMY	HONDA		5	9:20.856	+0.775	134.2	5	1:50.448	136.3
6	43	Simon Jespersen	DEN TEAM JESPERSEN	HONDA		5	9:20.962	+0.881	134.2	5	1:50.644	136.1
7	26	Miguel Parra	SPA BLUMAQ HMA RACING	HONDA		5	9:20.996	+0.915	134.2	5	1:50.499	136.2
8	12	Peetu Paavilainen	FIN H43TEAM NOBBY	HONDA		5	9:22.660	+2.579	133.8	4	1:50.839	135.8
9	61	Iker Garcia	SPA REALE AVINTIA ACADEMY	HONDA		5	9:24.181	+4.100	133.4	3	1:50.776	135.9
10	16	Jamie William Davis	GBR FAU55 RACING	HONDA		5	9:24.303	+4.222	133.4	2	1:51.025	135.6
11	21	Vincent Fallcone	FRA TFC RACING	HONDA		5	9:24.598	+4.517	133.3	3	1:50.975	135.7
12	23	Joan Uviña	SPA TEAM STRATOS	HONDA		5	9:25.439	+5.358	133.1	3	1:51.142	135.5
13	55	Alex Toledo	SPA CUNA DE CAMPEONES	HONDA		5	9:25.723	+5.642	133.1	2	1:51.677	134.8
14	47	Ferran Hernández	SPA GRUPO MACHADO-CAME	HONDA		5	9:28.328	+8.247	132.5	3	1:51.792	134.7
15	50	Ondrej Vostatek	CZE ETG RACING	HONDA		5	9:28.360	+8.279	132.4	3	1:51.690	134.8
16	24	Matthieu Gregorio	FRA BLUMAQ HMA RACING	HONDA		5	9:28.369	+8.288	132.4	2	1:51.907	134.5
17	44	Adrián Fernández	SPA TEAM STRATOS	HONDA		5	9:28.443	+8.362	132.4	3	1:52.135	134.3
18	22	Stefano Cristin	ITA BIERRETI	HONDA		5	9:34.074	+13.993	131.1	2	1:52.617	133.7
19	36	Beatriz Neila	SPA TEAM STRATOS	HONDA		5	9:34.345	+14.264	131.1	3	1:53.148	133.1
20	31	Aurel Nyul-Verlaque	FRA TEAM HONDA IMPALA	HONDA		5	9:34.357	+14.276	131.1	3	1:52.923	133.3
21	64	Colin Velthuizen	NED 4HOLLAND RACING	HONDA		5	9:42.719	+22.638	129.2	5	1:54.500	131.5
22	2	Jack Hart	GBR HART RACING	HONDA		5	9:44.994	+24.913	128.7	5	1:55.296	130.6
23	4	Kiko Martinho	POR HMA RACING	HONDA		5	9:59.046	+38.965	125.7	5	1:57.899	127.7

Pole Position

Fastest Lap

Lap 5	Francisco Gómez	1:50.445	136.3 Kph
-------	-----------------	----------	-----------

Published at:

Track Status: **DRY**

Race Director:	Timekeeper:
----------------	-------------





Circuito do Estoril / 22-23 July 2017



ETC FIM CEV REPSOL CIRCUITO DO ESTORIL RACE 1

Lap Chart

LAP

Nr	Pos	1	2	3	4	5
26	1	26	27	25	25	25
43	2	43	9	27	18	18
9	3	9	26	18	27	9
27	4	27	25	9	9	27
25	5	25	43	43	43	83
83	6	83	18	83	83	43
55	7	55	16	26	26	26
16	8	16	83	12	12	12
18	9	18	55	55	61	61
23	10	23	12	23	16	16
12	11	12	23	61	55	21
44	12	44	61	16	23	23
47	13	47	21	21	21	55
21	14	21	44	47	47	47
61	15	61	47	44	44	50
24	16	24	24	24	24	24
50	17	50	50	50	50	44
36	18	36	22	22	22	22
22	19	22	36	36	31	36
31	20	31	31	31	36	31
2	21	2	64	64	64	64
64	22	64	2	2	2	2
4	23	4	4	4	4	4





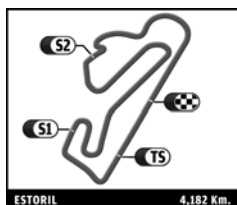
Moto3[™] MOTOR
WORLD CHAMPIONSHIP

Moto2[™]
EUROPEAN CHAMPIONSHIP

EUROPEAN
Talent CUP

Circuito do Estoril / 22-23 July 2017

DORNA



ETC FIM CEV REPSOL CIRCUITO DO ESTORIL RACE 1

Best Sector Times

SECTOR 1			SECTOR 2		SECTOR 3		Pos	Rider	Ideal Lap	Best Lap
Pos	Rider	Time	Rider	Time	Rider	Time				
1	18 M.González	22.928	27 A.Díez	52.473	26 M.Parra	33.931	1	27 A.Díez	1:49.766	1:50.847 (9)
2	16 J.Davis	22.994	9 F.Gómez	52.917	25 E.Melgar	34.069	2	9 F.Gómez	1:50.125	1:50.445 (1)
3	23 J.Uviña	23.029	43 S.Jespersen	52.960	9 F.Gómez	34.136	3	18 M.González	1:50.214	1:50.564 (4)
4	83 M.Kawakami	23.036	26 M.Parra	53.070	27 A.Díez	34.147	4	25 E.Melgar	1:50.322	1:50.717 (6)
5	21 V.Falcone	23.057	61 I.Garcia	53.094	18 M.González	34.159	5	43 S.Jespersen	1:50.334	1:50.644 (5)
6	9 F.Gómez	23.072	25 E.Melgar	53.112	83 M.Kawakami	34.164	6	83 M.Kawakami	1:50.336	1:50.448 (2)
7	61 I.Garcia	23.113	18 M.González	53.127	21 V.Falcone	34.209	7	26 M.Parra	1:50.378	1:50.499 (3)
8	25 E.Melgar	23.141	83 M.Kawakami	53.136	43 S.Jespersen	34.212	8	21 V.Falcone	1:50.612	1:50.975 (10)
9	27 A.Díez	23.146	12 P.Paavilainen	53.138	50 O.Vostatek	34.236	9	12 P.Paavilainen	1:50.618	1:50.839 (8)
10	43 S.Jespersen	23.162	21 V.Falcone	53.346	16 J.Davis	34.238	10	16 J.Davis	1:50.619	1:51.025 (11)
11	12 P.Paavilainen	23.205	16 J.Davis	53.387	23 J.Uviña	34.266	11	61 I.Garcia	1:50.642	1:50.776 (7)
12	44 A.Fernández	23.284	47 F.Hernández	53.464	12 P.Paavilainen	34.275	12	23 J.Uviña	1:50.920	1:51.142 (12)
13	55 A.Toledo	23.340	44 A.Fernández	53.616	61 I.Garcia	34.435	13	47 F.Hernández	1:51.455	1:51.792 (15)
14	24 M.Gregorio	23.361	55 A.Toledo	53.624	24 M.Gregorio	34.501	14	50 O.Vostatek	1:51.466	1:51.690 (14)
15	26 M.Parra	23.377	23 J.Uviña	53.625	47 F.Hernández	34.514	15	55 A.Toledo	1:51.509	1:51.677 (13)
16	47 F.Hernández	23.477	50 O.Vostatek	53.645	55 A.Toledo	34.545	16	44 A.Fernández	1:51.590	1:52.135 (17)
17	22 S.Cristin	23.479	24 M.Gregorio	53.808	44 A.Fernández	34.690	17	24 M.Gregorio	1:51.670	1:51.907 (16)
18	31 A.Nyul-Verlaque	23.574	22 S.Cristin	54.205	36 B.Neila	34.798	18	22 S.Cristin	1:52.617	1:52.617 (18)
19	50 O.Vostatek	23.585	31 A.Nyul-Verlaque	54.383	31 A.Nyul-Verlaque	34.910	19	31 A.Nyul-Verlaque	1:52.867	1:52.923 (19)
20	36 B.Neila	23.597	36 B.Neila	54.498	22 S.Cristin	34.933	20	36 B.Neila	1:52.893	1:53.148 (20)
21	2 J.Hart	23.913	64 C.Velthuisen	55.160	64 C.Velthuisen	35.373	21	64 C.Velthuisen	1:54.496	1:54.500 (21)
22	64 C.Velthuisen	23.963	2 J.Hart	55.489	2 J.Hart	35.477	22	2 J.Hart	1:54.879	1:55.296 (22)
23	4 K.Martinho	24.702	4 K.Martinho	56.197	4 K.Martinho	36.564	23	4 K.Martinho	1:57.463	1:57.899 (23)





Moto3 JUNIORS
WORLD CHAMPIONSHIP

Moto2
EUROPEAN CHAMPIONSHIP

EUROPEAN
Talent CUP

Circuito do Estoril / 22-23 July 2017

DORNA



ETC

FIM CEV REPSOL CIRCUITO DO ESTORIL

After RACE 1

Event maximum speed

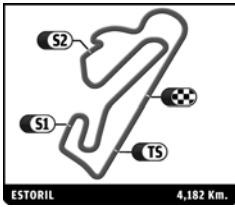
Rider	Team	Bike	Class	T. Speed	Lap	Session
16 Jamie William Davis	FAU55 RACING	HONDA		227.6	5	RACE 1 ANULADA
27 Alejandro Díez	TEAM HONDA IMPALA	HONDA		224.8	16	Qualifying Practice 2
61 Iker Garcia	REALE AVINTIA ACADEMY	HONDA		224.4	4	Qualifying Practice 2
9 Francisco Gómez	TEAM LARRESPORT	HONDA		224.4	4	RACE 1
23 Joan Uviña	TEAM STRATOS	HONDA		223.9	8	Qualifying Practice 2
83 Meikon Yuji Kawakami	PLAYSTATION LAGLISSE ACADEMY	HONDA		223.4	3	Warm Up
21 Vincent Falcone	TFC RACING	HONDA		223.0	2	RACE 1
36 Beatriz Neila	TEAM STRATOS	HONDA		222.5	5	Warm Up
18 Manuel González	HALCOURIER RACING	HONDA		222.1	2	RACE 1
55 Alex Toledo	CUNA DE CAMPEONES	HONDA		222.1	5	Qualifying Practice 1
80 Víctor Alonso	42MOTORSPORT	HONDA		221.2	2	Qualifying Practice 2
12 Peetu Paavilainen	H43TEAM NOBBY	HONDA		220.8	5	RACE 1 ANULADA
25 Eduard Melgar	GRUPO MACHADO-CAME	HONDA		220.8	12	Qualifying Practice 2
77 Andreas Pérez	REALE AVINTIA ACADEMY	HONDA		219.9	12	Qualifying Practice 1
44 Adrián Fernández	TEAM STRATOS	HONDA		219.4	2	RACE 1
31 Aurel Nyul-Verlaque	TEAM HONDA IMPALA	HONDA		219.0	4	RACE 1
43 Simon Jespersen	TEAM JESPERSEN	HONDA		218.6	5	Qualifying Practice 1
47 Ferran Hernández	GRUPO MACHADO-CAME	HONDA		217.7	5	RACE 1 ANULADA
64 Colin Velthuizen	4HOLLAND RACING	HONDA		217.7	5	RACE 1
57 Callum James Blackwell	CJ RACING	HONDA		217.3	6	Qualifying Practice 1
24 Matthieu Gregorio	BLUMAQ HMA RACING	HONDA		216.9	4	RACE 1 ANULADA
26 Miguel Parra	BLUMAQ HMA RACING	HONDA		216.4	7	Warm Up
33 Filip Rehacek	IGAX TEAM	HONDA		216.4	7	Warm Up
50 Ondrej Vostatek	ETG RACING	HONDA		216.0	13	Qualifying Practice 2
2 Jack Hart	HART RACING	HONDA		215.2	7	Qualifying Practice 2
22 Stefano Cristin	BIERRETI	HONDA		215.2	4	Qualifying Practice 2
4 Kiko Martinho	HMA RACING	HONDA		213.5	2	RACE 1 ANULADA
40 Jose Suárez	REALE AVINTIA ACADEMY	HONDA		199.2	2	RACE 1 ANULADA





Circuito do Estoril / 22-23 July 2017

DORNA



ETC FIM CEV REPSOL CIRCUITO DO ESTORIL RACE 1

Leader Sequence

Nr	Rider	Team	Bike	Start	End Lap	Laps	Total Laps
26	Miguel Parra	BLUMAQ HMA RACING	HONDA	1	1	1	1
27	Alejandro Díez	TEAM HONDA IMPALA	HONDA	2	2	1	1
25	Eduard Melgar	GRUPO MACHADO-CAME	HONDA	3	5	3	3





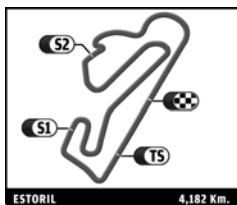
Moto3
WORLD CHAMPIONSHIP

Moto2
EUROPEAN CHAMPIONSHIP

**EUROPEAN
Talent CUP**

Circuito do Estoril / 22-23 July 2017

DORNA



ETC FIM CEV REPSOL CIRCUITO DO ESTORIL RACE 1

Fastest Lap Sequence

Practice Time	Rider	Team	Bike	Class	Time	Kph	Lap
3:47.301	27 Alejandro Díez	TEAM HONDA IMPALA	HONDA		1:51.100	135.5	2
3:47.513	25 Eduard Melgar	GRUPO MACHADO-CAME	HONDA		1:51.042	135.6	2
3:48.205	18 Manuel González	HALCOURIER RACING	HONDA		1:50.837	135.8	2
5:38.769	18 Manuel González	HALCOURIER RACING	HONDA		1:50.564	136.2	3
9:20.390	9 Francisco Gómez	TEAM LARRESPORT	HONDA		1:50.445	136.3	5





Circuito do Estoril / 22-23 July 2017



ETC FIM CEV REPSOL CIRCUITO DO ESTORIL RACE 1

Analysis by lap

Lapped

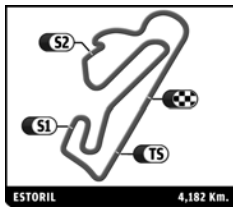
Nr	Lap Time	Gap	Nr	Lap Time	Gap	Nr	Lap Time	Gap	Nr	Lap Time	Gap	Nr	Lap Time	Gap	
Lap 1			43	1:51.389	0.661	21	1:51.056	4.517							
26	1:55.929		83	1:50.736	0.764	23	1:52.100	5.358							
43	1:55.937	0.008	26	1:52.019	1.079	55	1:52.416	5.642							
9	1:56.077	0.148	12	1:51.202	2.212	47	1:52.646	8.247							
27	1:56.201	0.272	55	1:51.731	2.357	50	1:52.553	8.279							
25	1:56.471	0.542	23	1:51.142	2.474	24	1:52.603	8.288							
83	1:57.022	1.093	61	1:50.776	2.676	44	1:52.746	8.362							
55	1:57.324	1.395	16	1:53.353	3.330	22	1:53.490	13.993							
16	1:57.327	1.398	21	1:50.975	3.628	36	1:53.353	14.264							
18	1:57.368	1.439	47	1:51.792	4.709	31	1:53.747	14.276							
23	1:58.035	2.106	44	1:52.135	4.803	64	1:54.500	22.638							
12	1:58.201	2.272	24	1:52.133	5.207	2	1:55.296	24.913							
44	1:58.584	2.655	50	1:51.690	5.415	4	1:57.899	38.965							
47	1:58.694	2.765	22	1:53.225	8.822										
21	1:58.791	2.862	36	1:53.148	9.016										
61	1:59.057	3.128	31	1:52.923	9.111										
24	1:59.542	3.613	64	1:54.874	14.405										
50	2:00.065	4.136	2	1:56.124	15.936										
36	2:00.966	5.037	4	1:58.539	24.796										
22	2:01.355	5.426													
31	2:01.518	5.589	Lap 4												
2	2:02.841	6.912	25	1:50.989											
64	2:03.053	7.124	18	1:50.650	0.055										
4	2:06.379	10.450	27	1:50.855	0.210										
			9	1:51.019	0.581										
			43	1:51.282	0.954										
			83	1:51.269	1.044										
			26	1:51.043	1.133										
			12	1:50.839	2.062										
			61	1:51.737	3.424										
			16	1:51.474	3.815										
			55	1:52.575	3.943										
			23	1:52.490	3.975										
			21	1:51.539	4.178										
			47	1:52.598	6.318										
			44	1:52.519	6.333										
			24	1:52.184	6.402										
			50	1:52.017	6.443										
			22	1:53.387	11.220										
			31	1:53.124	11.246										
			36	1:53.601	11.628										
			64	1:55.439	18.855										
			2	1:55.387	20.334										
			4	1:57.976	31.783										
			Lap 5												
			25	1:50.717											
			18	1:50.703	0.041										
			9	1:50.445	0.309										
			27	1:50.847	0.340										
			83	1:50.448	0.775										
			43	1:50.644	0.881										
			26	1:50.499	0.915										
			12	1:51.234	2.579										
			61	1:51.393	4.100										
			16	1:51.124	4.222										
			Lap 3												
			25	1:50.862											
			27	1:51.418	0.344										
			18	1:50.564	0.394										
			9	1:51.604	0.551										





Circuito do Estoril / 22-23 July 2017

DORNA



ETC FIM CEV REPSOL CIRCUITO DO ESTORIL RACE 1

Analysis

■ Personal Best ■ Session Best ■ Crossing the finish line in pit lane

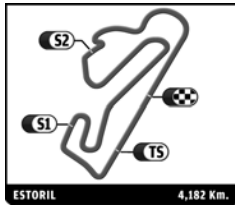
Lap	Time	Sector 1	Sector 2	Sector 3	T. Spd	Elapsed	Lap	Time	Sector 1	Sector 2	Sector 3	T. Spd	Elapsed
2	Jack Hart					GBR	22	Stefano Cristin					ITA
	HART RACING					HONDA		BIERRETI					HONDA
1	2:02.841	31.525	55.489	35.827	176.3	2:02.841	1	2:01.355	30.169	56.019	35.167	176.8	2:01.355
2	1:55.346	23.998	55.871	35.477	214.7	3:58.187	2	1:52.617	23.479	54.205	34.933	214.3	3:53.972
3	1:56.124	24.050	56.321	35.753	212.7	5:54.311	3	1:53.225	23.540	54.436	35.249	214.3	5:47.197
4	1:55.387	24.143	55.617	35.627	213.1	7:49.698	4	1:53.387	23.586	54.517	35.284	213.9	7:40.584
5	1:55.296	23.913	55.491	35.892	212.3	9:44.994	5	1:53.490	23.745	54.579	35.166	213.1	9:34.074
4	Kiko Martinho					POR	23	Joan Uviña					SPA
	HMA RACING					HONDA		TEAM STRATOS					HONDA
1	2:06.379	32.559	57.256	36.564	170.8	2:06.379	1	1:58.035	29.045	54.431	34.559	168.2	1:58.035
2	1:58.253	24.702	56.803	36.748	210.2	4:04.632	2	1:51.672	23.437	53.969	34.266	222.1	3:49.707
3	1:58.539	25.038	56.716	36.785	207.5	6:03.171	3	1:51.142	23.029	53.625	34.488	222.1	5:40.849
4	1:57.976	24.782	56.561	36.633	209.0	8:01.147	4	1:52.490	23.451	54.438	34.601	223.9	7:33.339
5	1:57.899	25.099	56.197	36.603	207.1	9:59.046	5	1:52.100	23.299	54.248	34.553	219.4	9:25.439
9	Francisco Gómez					SPA	24	Matthieu Gregorio					FRA
	TEAM LARRESPORT					HONDA		BLUMAQ HMA RACING					HONDA
1	1:56.077	28.082	53.859	34.136	170.0	1:56.077	1	1:59.542	30.085	54.826	34.631	170.8	1:59.542
2	1:51.245	23.103	53.597	34.545	222.1	3:47.322	2	1:51.907	23.398	53.999	34.510	214.7	3:51.449
3	1:51.604	23.353	53.724	34.527	222.1	5:38.926	3	1:52.133	23.650	53.808	34.675	214.3	5:43.582
4	1:51.019	23.240	53.236	34.543	224.4	7:29.945	4	1:52.184	23.361	53.983	34.840	214.3	7:35.766
5	1:50.445	23.072	52.917	34.456	221.6	9:20.390	5	1:52.603	23.464	54.638	34.501	216.4	9:28.369
12	Peetu Paavilainen					FIN	25	Eduard Melgar					SPA
	H43TEAM NOBBY					HONDA		GRUPO MACHADO-CAME					HONDA
1	1:58.201	29.160	54.029	35.012	174.0	1:58.201	1	1:56.471	28.691	53.465	34.315	172.7	1:56.471
2	1:51.184	23.410	53.499	34.275	219.9	3:49.385	2	1:51.042	23.502	53.471	34.069	216.9	3:47.513
3	1:51.202	23.255	53.459	34.488	217.3	5:40.587	3	1:50.862	23.424	53.112	34.326	212.3	5:38.375
4	1:50.839	23.252	53.138	34.449	218.6	7:31.426	4	1:50.989	23.250	53.407	34.332	216.9	7:29.364
5	1:51.234	23.205	53.478	34.551	218.1	9:22.660	5	1:50.717	23.141	53.216	34.360	214.7	9:20.081
16	Jamie William Davis					GBR	26	Miguel Parra					SPA
	FAU55 RACING					HONDA		BLUMAQ HMA RACING					HONDA
1	1:57.327	29.047	53.798	34.482	171.6	1:57.327	1	1:55.929	27.609	54.129	34.191	169.0	1:55.929
2	1:51.025	23.283	53.387	34.355	226.7	3:48.352	2	1:51.506	23.899	53.331	34.276	209.0	3:47.435
3	1:53.353	25.344	53.460	34.549	223.0	5:41.705	3	1:52.019	23.637	54.041	34.341	206.3	5:39.454
4	1:51.474	22.994	53.875	34.605	220.3	7:33.179	4	1:51.043	23.377	53.356	34.310	212.3	7:30.497
5	1:51.124	23.286	53.600	34.238	222.1	9:24.303	5	1:50.499	23.498	53.070	33.931	205.1	9:20.996
18	Manuel González					SPA	27	Alejandro Díez					SPA
	HALCOURIER RACING					HONDA		TEAM HONDA IMPALA					HONDA
1	1:57.368	29.797	53.412	34.159	180.9	1:57.368	1	1:56.201	28.311	53.582	34.308	173.8	1:56.201
2	1:50.837	23.041	53.127	34.669	222.1	3:48.205	2	1:51.100	23.275	53.449	34.376	219.9	3:47.301
3	1:50.564	23.053	53.216	34.295	220.8	5:38.769	3	1:51.418	23.200	53.681	34.537	223.4	5:38.719
4	1:50.650	23.170	53.321	34.159	219.4	7:29.419	4	1:50.855	23.146	53.344	34.365	222.5	7:29.574
5	1:50.703	22.928	53.532	34.243	220.8	9:20.122	5	1:50.847	24.227	52.473	34.147	223.4	9:20.421
21	Vincent Falcone					FRA	31	Aurel Nyul-Verlaque					FRA
	TFC RACING					HONDA		TEAM HONDA IMPALA					HONDA
1	1:58.791	29.977	54.300	34.514	178.5	1:58.791	1	2:01.518	31.066	55.322	35.130	170.3	2:01.518
2	1:52.237	23.304	53.643	35.290	223.0	3:51.028	2	1:53.045	23.574	54.561	34.910	216.9	3:54.563
3	1:50.975	23.057	53.346	34.572	223.0	5:42.003	3	1:52.923	23.599	54.403	34.921	216.9	5:47.486
4	1:51.539	23.104	53.865	34.570	222.5	7:33.542	4	1:53.124	23.606	54.383	35.135	219.0	7:40.610
5	1:51.056	23.482	53.365	34.209	222.5	9:24.598	5	1:53.747	23.953	54.629	35.165	215.2	9:34.357





Circuito do Estoril / 22-23 July 2017

DORVA IPT FMP



ETC FIM CEV REPSOL CIRCUITO DO ESTORIL RACE 1

Analysis

■ Personal Best ■ Session Best B Crossing the finish line in pit lane


Lap	Time	Sector 1	Sector 2	Sector 3	T. Spd	Elapsed	Lap	Time	Sector 1	Sector 2	Sector 3	T. Spd	Elapsed
36	Beatriz Neila					SPA	64	Colin Velthuisen					NED
	TEAM STRATOS					HONDA		4HOLLAND RACING					HONDA
1	2:00.966	30.636	55.266	35.064	172.9	2:00.966	1	2:03.053	31.798	55.681	35.574	170.5	2:03.053
2	1:53.277	23.700	54.683	34.894	207.8	3:54.243	2	1:54.853	24.035	55.330	35.488	209.8	3:57.906
3	1:53.148	23.597	54.498	35.053	208.6	5:47.391	3	1:54.874	24.049	55.228	35.597	216.9	5:52.780
4	1:53.601	23.970	54.558	35.073	205.5	7:40.992	4	1:55.439	23.963	55.966	35.510	214.7	7:48.219
5	1:53.353	23.917	54.638	34.798	214.7	9:34.345	5	1:54.500	23.967	55.160	35.373	217.7	9:42.719
43	Simon Jespersen					DEN	83	Meikon Yuji Kawakami					BRA
	TEAM JESPERSEN					HONDA		PLAYSTATION LAGLISSE ACADEM'					HONDA
1	1:55.937	27.780	53.779	34.378	166.7	1:55.937	1	1:57.022	28.832	53.645	34.545	170.5	1:57.022
2	1:51.710	23.677	53.681	34.352	209.4	3:47.647	2	1:51.381	23.285	53.550	34.546	223.4	3:48.403
3	1:51.389	23.490	53.526	34.373	213.5	5:39.036	3	1:50.736	23.256	53.241	34.239	218.1	5:39.139
4	1:51.282	23.951	52.960	34.371	213.5	7:30.318	4	1:51.269	23.496	53.136	34.637	217.7	7:30.408
5	1:50.644	23.162	53.270	34.212	216.4	9:20.962	5	1:50.448	23.036	53.248	34.164	220.8	9:20.856
44	Adrián Fernández					SPA							
	TEAM STRATOS					HONDA							
1	1:58.584	29.462	54.265	34.857	175.4	1:58.584							
2	1:52.459	23.284	53.789	35.386	219.4	3:51.043							
3	1:52.135	23.643	53.616	34.876	210.6	5:43.178							
4	1:52.519	23.672	53.764	35.083	210.6	7:35.697							
5	1:52.746	23.947	54.109	34.690	196.4	9:28.443							
47	Ferran Hernández					SPA							
	GRUPO MACHADO-CAME					HONDA							
1	1:58.694	29.310	54.498	34.886	174.0	1:58.694							
2	1:52.598	24.103	53.981	34.514	215.2	3:51.292							
3	1:51.792	23.596	53.464	34.732	211.8	5:43.084							
4	1:52.598	23.567	54.134	34.897	217.7	7:35.682							
5	1:52.646	23.477	54.436	34.733	216.4	9:28.328							
50	Ondrej Vostatek					CZE							
	ETG RACING					HONDA							
1	2:00.065	30.285	55.116	34.664	176.0	2:00.065							
2	1:52.035	23.794	53.708	34.533	211.4	3:52.100							
3	1:51.690	23.585	53.645	34.460	210.2	5:43.790							
4	1:52.017	23.651	53.670	34.696	208.2	7:35.807							
5	1:52.553	23.633	54.684	34.236	206.7	9:28.360							
55	Alex Toledo					SPA							
	CUNA DE CAMPEONES					HONDA							
1	1:57.324	28.913	53.777	34.634	174.9	1:57.324							
2	1:51.677	23.508	53.624	34.545	216.4	3:49.001							
3	1:51.731	23.340	53.656	34.735	217.7	5:40.732							
4	1:52.575	23.509	54.243	34.823	220.3	7:33.307							
5	1:52.416	23.524	54.269	34.623	213.1	9:25.723							
61	Iker Garcia					SPA							
	REALE AVINTIA ACADEMY					HONDA							
1	1:59.057	29.697	54.713	34.647	174.9	1:59.057							
2	1:51.218	23.200	53.583	34.435	218.6	3:50.275							
3	1:50.776	23.113	53.094	34.569	218.6	5:41.051							
4	1:51.737	23.399	53.847	34.491	217.7	7:32.788							
5	1:51.393	23.185	53.604	34.604	218.6	9:24.181							



Provisional Classification by Class

Nr. Rider	Nat	Team	Bike	Time	Lap Total	Gap	Kph

Published at:

Track Status: 

Race Director:	Timekeeper:
-----------------------	--------------------



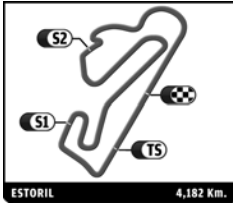
Moto3 JUNIOR
WORLD CHAMPIONSHIP

Moto2
EUROPEAN CHAMPIONSHIP

EUROPEAN
Talent CUP

Circuito do Estoril / 22-23 July 2017

DORNA



ETC FIM CEV REPSOL CIRCUITO DO ESTORIL RACE 1

Best Top Speeds

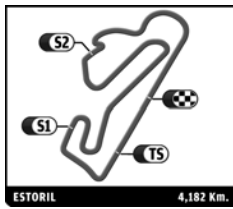
Rider	Team	Top 1		Top 2		Top 3		Top 4		Top 5		Avg
		Kph	Lap	Kph	Lap	Kph	Lap	Kph	Lap	Kph	Lap	
16 Jamie William Davis	FAU55 RACING	226.7	2	223.0	3	222.1	5	220.3	4	171.6	1	212,7
9 Francisco Gómez	TEAM LARRESPORT	224.4	4	222.1	2	222.1	3	221.6	5	170.0	1	212,0
23 Joan Uviña	TEAM STRATOS	223.9	4	222.1	2	222.1	3	219.4	5	168.2	1	211,1
83 Meikon Yuji Kawakami	PLAYSTATION LAGLISSE ACADEMY	223.4	2	220.8	5	218.1	3	217.7	4	170.5	1	210,1
27 Alejandro Díez	TEAM HONDA IMPALA	223.4	3	223.4	5	222.5	4	219.9	2	173.8	1	212,6
21 Vincent Falcone	TFC RACING	223.0	2	223.0	3	222.5	4	222.5	5	178.5	1	213,9
18 Manuel González	HALCOURIER RACING	222.1	2	220.8	3	220.8	5	219.4	4	180.9	1	212,8
55 Alex Toledo	CUNA DE CAMPEONES	220.3	4	217.7	3	216.4	2	213.1	5	174.9	1	208,5
12 Peetu Paavilainen	H43TEAM NOBBY	219.9	2	218.6	4	218.1	5	217.3	3	174.0	1	209,6
44 Adrián Fernández	TEAM STRATOS	219.4	2	210.6	3	210.6	4	196.4	5	175.4	1	202,5
31 Aurel Nyul-Verlaque	TEAM HONDA IMPALA	219.0	4	216.9	2	216.9	3	215.2	5	170.3	1	207,7
61 Iker Garcia	REALE AVINTIA ACADEMY	218.6	2	218.6	3	218.6	5	217.7	4	174.9	1	209,7
64 Colín Velthuisen	4HOLLAND RACING	217.7	5	216.9	3	214.7	4	209.8	2	170.5	1	205,9
47 Ferran Hernández	GRUPO MACHADO-CAME	217.7	4	216.4	5	215.2	2	211.8	3	174.0	1	207,0
25 Eduard Melgar	GRUPO MACHADO-CAME	216.9	2	216.9	4	214.7	5	212.3	3	172.7	1	206,7
24 Matthieu Gregorio	BLUMAQ HMA RACING	216.4	5	214.7	2	214.3	3	214.3	4	170.8	1	206,1
43 Simon Jespersen	TEAM JESPERSEN	216.4	5	213.5	3	213.5	4	209.4	2	166.7	1	203,9
2 Jack Hart	HART RACING	214.7	2	213.1	4	212.7	3	212.3	5	176.3	1	205,8
36 Beatriz Neila	TEAM STRATOS	214.7	5	208.6	3	207.8	2	205.5	4	172.9	1	201,9
22 Stefano Cristin	BIERRETI	214.3	2	214.3	3	213.9	4	213.1	5	176.8	1	206,5
26 Miguel Parra	BLUMAQ HMA RACING	212.3	4	209.0	2	206.3	3	205.1	5	169.0	1	200,3
50 Ondrej Vostatek	ETG RACING	211.4	2	210.2	3	208.2	4	206.7	5	176.0	1	202,5
4 Kiko Martinho	HMA RACING	210.2	2	209.0	4	207.5	3	207.1	5	170.8	1	200,9





Circuito do Estoril / 22-23 July 2017

DORVA CIP FMP



ETC FIM CEV REPSOL CIRCUITO DO ESTORIL RACE 1

Analysis

■ Personal Best ■ Session Best B Crossing the finish line in pit lane

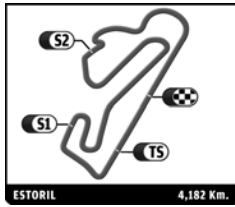
Lap	Time	Sector 1	Sector 2	Sector 3	T. Spd	Elapsed	Lap	Time	Sector 1	Sector 2	Sector 3	T. Spd	Elapsed
2	Jack Hart					GBR	22	Stefano Cristin					ITA
	HART RACING					HONDA		BIERRETI					HONDA
1	2:02.841	31.525	55.489	35.827	176.3	2:02.841	1	2:01.355	30.169	56.019	35.167	176.8	2:01.355
2	1:55.346	23.998	55.871	35.477	214.7	3:58.187	2	1:52.617	23.479	54.205	34.933	214.3	3:53.972
3	1:56.124	24.050	56.321	35.753	212.7	5:54.311	3	1:53.225	23.540	54.436	35.249	214.3	5:47.197
4	1:55.387	24.143	55.617	35.627	213.1	7:49.698	4	1:53.387	23.586	54.517	35.284	213.9	7:40.584
5	1:55.296	23.913	55.491	35.892	212.3	9:44.994	5	1:53.490	23.745	54.579	35.166	213.1	9:34.074
4	Kiko Martinho					POR	23	Joan Uviña					SPA
	HMA RACING					HONDA		TEAM STRATOS					HONDA
1	2:06.379	32.559	57.256	36.564	170.8	2:06.379	1	1:58.035	29.045	54.431	34.559	168.2	1:58.035
2	1:58.253	24.702	56.803	36.748	210.2	4:04.632	2	1:51.672	23.437	53.969	34.266	222.1	3:49.707
3	1:58.539	25.038	56.716	36.785	207.5	6:03.171	3	1:51.142	23.029	53.625	34.488	222.1	5:40.849
4	1:57.976	24.782	56.561	36.633	209.0	8:01.147	4	1:52.490	23.451	54.438	34.601	223.9	7:33.339
5	1:57.899	25.099	56.197	36.603	207.1	9:59.046	5	1:52.100	23.299	54.248	34.553	219.4	9:25.439
9	Francisco Gómez					SPA	24	Matthieu Gregorio					FRA
	TEAM LARRESPORT					HONDA		BLUMAQ HMA RACING					HONDA
1	1:56.077	28.082	53.859	34.136	170.0	1:56.077	1	1:59.542	30.085	54.826	34.631	170.8	1:59.542
2	1:51.245	23.103	53.597	34.545	222.1	3:47.322	2	1:51.907	23.398	53.999	34.510	214.7	3:51.449
3	1:51.604	23.353	53.724	34.527	222.1	5:38.926	3	1:52.133	23.650	53.808	34.675	214.3	5:43.582
4	1:51.019	23.240	53.236	34.543	224.4	7:29.945	4	1:52.184	23.361	53.983	34.840	214.3	7:35.766
5	1:50.445	23.072	52.917	34.456	221.6	9:20.390	5	1:52.603	23.464	54.638	34.501	216.4	9:28.369
12	Peetu Paavilainen					FIN	25	Eduard Melgar					SPA
	H43TEAM NOBBY					HONDA		GRUPO MACHADO-CAME					HONDA
1	1:58.201	29.160	54.029	35.012	174.0	1:58.201	1	1:56.471	28.691	53.465	34.315	172.7	1:56.471
2	1:51.184	23.410	53.499	34.275	219.9	3:49.385	2	1:51.042	23.502	53.471	34.069	216.9	3:47.513
3	1:51.202	23.255	53.459	34.488	217.3	5:40.587	3	1:50.862	23.424	53.112	34.326	212.3	5:38.375
4	1:50.839	23.252	53.138	34.449	218.6	7:31.426	4	1:50.989	23.250	53.407	34.332	216.9	7:29.364
5	1:51.234	23.205	53.478	34.551	218.1	9:22.660	5	1:50.717	23.141	53.216	34.360	214.7	9:20.081
16	Jamie William Davis					GBR	26	Miguel Parra					SPA
	FAU55 RACING					HONDA		BLUMAQ HMA RACING					HONDA
1	1:57.327	29.047	53.798	34.482	171.6	1:57.327	1	1:55.929	27.609	54.129	34.191	169.0	1:55.929
2	1:51.025	23.283	53.387	34.355	226.7	3:48.352	2	1:51.506	23.899	53.331	34.276	209.0	3:47.435
3	1:53.353	25.344	53.460	34.549	223.0	5:41.705	3	1:52.019	23.637	54.041	34.341	206.3	5:39.454
4	1:51.474	22.994	53.875	34.605	220.3	7:33.179	4	1:51.043	23.377	53.356	34.310	212.3	7:30.497
5	1:51.124	23.286	53.600	34.238	222.1	9:24.303	5	1:50.499	23.498	53.070	33.931	205.1	9:20.996
18	Manuel González					SPA	27	Alejandro Díez					SPA
	HALCOURIER RACING					HONDA		TEAM HONDA IMPALA					HONDA
1	1:57.368	29.797	53.412	34.159	180.9	1:57.368	1	1:56.201	28.311	53.582	34.308	173.8	1:56.201
2	1:50.837	23.041	53.127	34.669	222.1	3:48.205	2	1:51.100	23.275	53.449	34.376	219.9	3:47.301
3	1:50.564	23.053	53.216	34.295	220.8	5:38.769	3	1:51.418	23.200	53.681	34.537	223.4	5:38.719
4	1:50.650	23.170	53.321	34.159	219.4	7:29.419	4	1:50.855	23.146	53.344	34.365	222.5	7:29.574
5	1:50.703	22.928	53.532	34.243	220.8	9:20.122	5	1:50.847	24.227	52.473	34.147	223.4	9:20.421
21	Vincent Falcone					FRA	31	Aurel Nyul-Verlaque					FRA
	TFC RACING					HONDA		TEAM HONDA IMPALA					HONDA
1	1:58.791	29.977	54.300	34.514	178.5	1:58.791	1	2:01.518	31.066	55.322	35.130	170.3	2:01.518
2	1:52.237	23.304	53.643	35.290	223.0	3:51.028	2	1:53.045	23.574	54.561	34.910	216.9	3:54.563
3	1:50.975	23.057	53.346	34.572	223.0	5:42.003	3	1:52.923	23.599	54.403	34.921	216.9	5:47.486
4	1:51.539	23.104	53.865	34.570	222.5	7:33.542	4	1:53.124	23.606	54.383	35.135	219.0	7:40.610
5	1:51.056	23.482	53.365	34.209	222.5	9:24.598	5	1:53.747	23.953	54.629	35.165	215.2	9:34.357





Circuito do Estoril / 22-23 July 2017

DORVA IPT FMP



ETC FIM CEV REPSOL CIRCUITO DO ESTORIL RACE 1

Analysis

■ Personal Best ■ Session Best B Crossing the finish line in pit lane

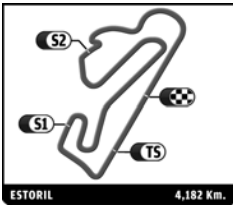
Lap	Time	Sector 1	Sector 2	Sector 3	T. Spd	Elapsed	Lap	Time	Sector 1	Sector 2	Sector 3	T. Spd	Elapsed
36	Beatriz Neila					SPA	64	Colin Velthuisen					NED
	TEAM STRATOS					HONDA		4HOLLAND RACING					HONDA
1	2:00.966	30.636	55.266	35.064	172.9	2:00.966	1	2:03.053	31.798	55.681	35.574	170.5	2:03.053
2	1:53.277	23.700	54.683	34.894	207.8	3:54.243	2	1:54.853	24.035	55.330	35.488	209.8	3:57.906
3	1:53.148	23.597	54.498	35.053	208.6	5:47.391	3	1:54.874	24.049	55.228	35.597	216.9	5:52.780
4	1:53.601	23.970	54.558	35.073	205.5	7:40.992	4	1:55.439	23.963	55.966	35.510	214.7	7:48.219
5	1:53.353	23.917	54.638	34.798	214.7	9:34.345	5	1:54.500	23.967	55.160	35.373	217.7	9:42.719
43	Simon Jespersen					DEN	83	Meikon Yuji Kawakami					BRA
	TEAM JESPERSEN					HONDA		PLAYSTATION LAGLISSE ACADEM'					HONDA
1	1:55.937	27.780	53.779	34.378	166.7	1:55.937	1	1:57.022	28.832	53.645	34.545	170.5	1:57.022
2	1:51.710	23.677	53.681	34.352	209.4	3:47.647	2	1:51.381	23.285	53.550	34.546	223.4	3:48.403
3	1:51.389	23.490	53.526	34.373	213.5	5:39.036	3	1:50.736	23.256	53.241	34.239	218.1	5:39.139
4	1:51.282	23.951	52.960	34.371	213.5	7:30.318	4	1:51.269	23.496	53.136	34.637	217.7	7:30.408
5	1:50.644	23.162	53.270	34.212	216.4	9:20.962	5	1:50.448	23.036	53.248	34.164	220.8	9:20.856
44	Adrián Fernández					SPA							
	TEAM STRATOS					HONDA							
1	1:58.584	29.462	54.265	34.857	175.4	1:58.584							
2	1:52.459	23.284	53.789	35.386	219.4	3:51.043							
3	1:52.135	23.643	53.616	34.876	210.6	5:43.178							
4	1:52.519	23.672	53.764	35.083	210.6	7:35.697							
5	1:52.746	23.947	54.109	34.690	196.4	9:28.443							
47	Ferran Hernández					SPA							
	GRUPO MACHADO-CAME					HONDA							
1	1:58.694	29.310	54.498	34.886	174.0	1:58.694							
2	1:52.598	24.103	53.981	34.514	215.2	3:51.292							
3	1:51.792	23.596	53.464	34.732	211.8	5:43.084							
4	1:52.598	23.567	54.134	34.897	217.7	7:35.682							
5	1:52.646	23.477	54.436	34.733	216.4	9:28.328							
50	Ondrej Vostatek					CZE							
	ETG RACING					HONDA							
1	2:00.065	30.285	55.116	34.664	176.0	2:00.065							
2	1:52.035	23.794	53.708	34.533	211.4	3:52.100							
3	1:51.690	23.585	53.645	34.460	210.2	5:43.790							
4	1:52.017	23.651	53.670	34.696	208.2	7:35.807							
5	1:52.553	23.633	54.684	34.236	206.7	9:28.360							
55	Alex Toledo					SPA							
	CUNA DE CAMPEONES					HONDA							
1	1:57.324	28.913	53.777	34.634	174.9	1:57.324							
2	1:51.677	23.508	53.624	34.545	216.4	3:49.001							
3	1:51.731	23.340	53.656	34.735	217.7	5:40.732							
4	1:52.575	23.509	54.243	34.823	220.3	7:33.307							
5	1:52.416	23.524	54.269	34.623	213.1	9:25.723							
61	Iker Garcia					SPA							
	REALE AVINTIA ACADEMY					HONDA							
1	1:59.057	29.697	54.713	34.647	174.9	1:59.057							
2	1:51.218	23.200	53.583	34.435	218.6	3:50.275							
3	1:50.776	23.113	53.094	34.569	218.6	5:41.051							
4	1:51.737	23.399	53.847	34.491	217.7	7:32.788							
5	1:51.393	23.185	53.604	34.604	218.6	9:24.181							





Circuito do Estoril / 22-23 July 2017

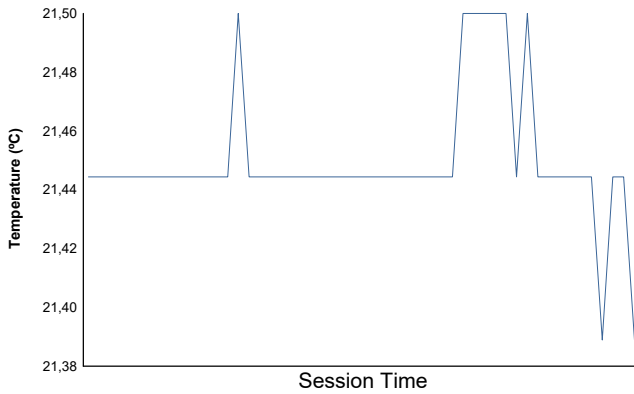
SORNA



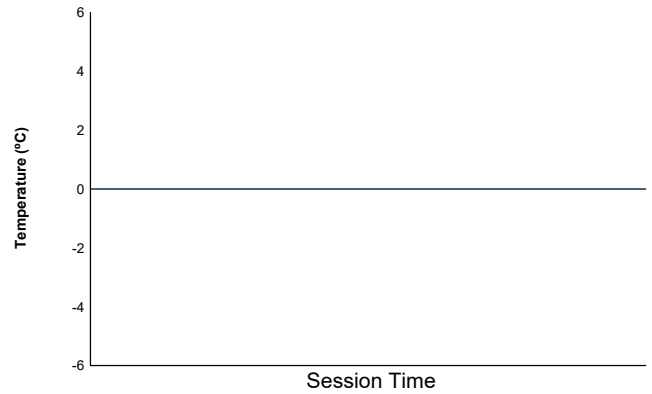
FIM CEV REPSOL CIRCUITO DO ESTORIL ETC RACE 1

Weather Report

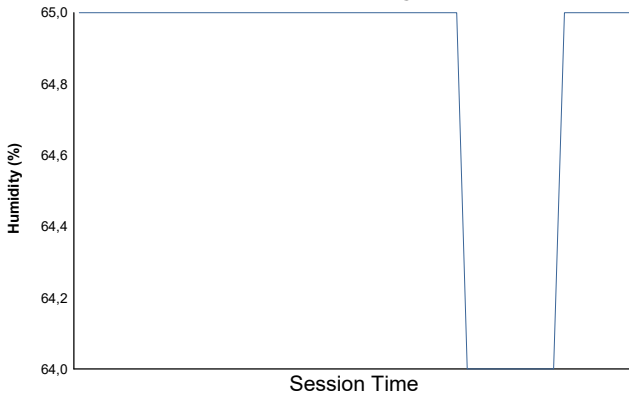
Air Temperature



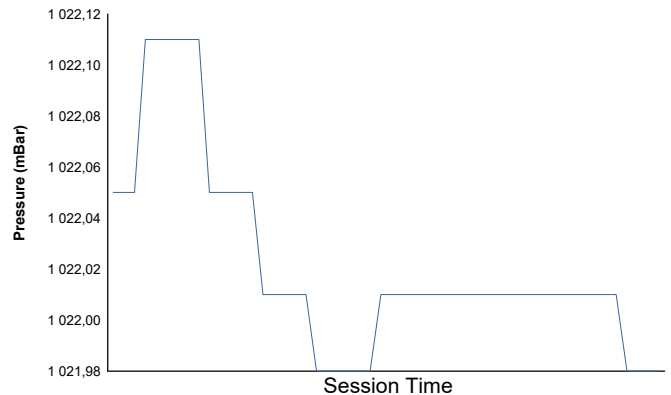
Track Temperature



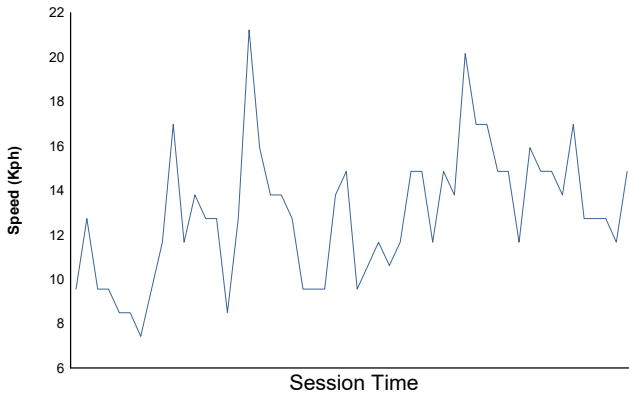
Humidity



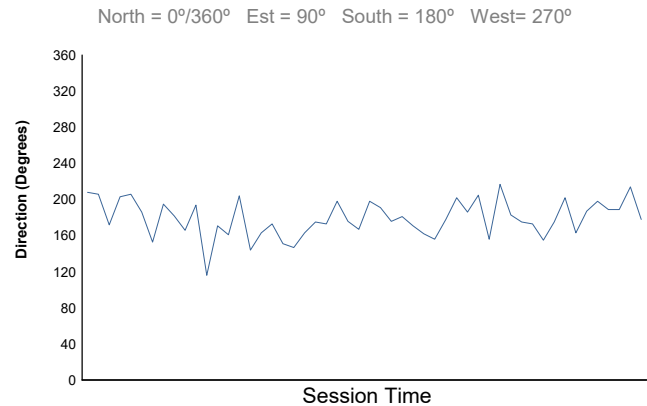
Pressure



Wind Speed



Wind direction



Track Status: **DRY**





Circuito do Estoril / 22-23 July 2017



ETC FIM CEV REPSOL CIRCUITO DO ESTORIL RACE 1

Entry List

Nr. Rider	Nat	Team	Bike	Class
2 Jack Hart	GBR	HART RACING	HONDA	
4 Kiko Martinho	POR	HMA RACING	HONDA	
9 Francisco Gómez	SPA	TEAM LARRESPORT	HONDA	
12 Peetu Paavilainen	FIN	H43TEAM NOBBY	HONDA	
16 Jamie William Davis	GBR	FAU55 RACING	HONDA	
18 Manuel González	SPA	HALCOURIER RACING	HONDA	
21 Vincent Falcone	FRA	TFC RACING	HONDA	
22 Stefano Cristin	ITA	BIERRETI	HONDA	
23 Joan Uviña	SPA	TEAM STRATOS	HONDA	
24 Matthieu Gregorio	FRA	BLUMAQ HMA RACING	HONDA	
25 Eduard Melgar	SPA	GRUPO MACHADO-CAME	HONDA	
26 Miguel Parra	SPA	BLUMAQ HMA RACING	HONDA	
27 Alejandro Diez	SPA	TEAM HONDA IMPALA	HONDA	
31 Aurel Nyul-Verlaque	FRA	TEAM HONDA IMPALA	HONDA	
36 Beatriz Neila	SPA	TEAM STRATOS	HONDA	
43 Simon Jespersen	DEN	TEAM JESPERSEN	HONDA	
44 Adrián Fernández	SPA	TEAM STRATOS	HONDA	
47 Ferran Hernández	SPA	GRUPO MACHADO-CAME	HONDA	
50 Ondrej Vostatek	CZE	ETG RACING	HONDA	
55 Alex Toledo	SPA	CUNA DE CAMPEONES	HONDA	
61 Iker García	SPA	REALE AVINTIA ACADEMY	HONDA	
64 Colin Velthuizen	NED	4HOLLAND RACING	HONDA	
83 Meikon Yuji Kawakami	BRA	PLAYSTATION LAGLISSE ACADEMY	HONDA	

23 Competitors

Published at:

Race Director:	Timekeeper:
----------------	-------------

