

5403 m.

# Rookies Cup

## MONSTER ENERGY GRAND PRIX ČESKÉ REPUBLIKY

### Free Practice Nr. 2

### Classification

9
---



	<i>Rider</i>	<i>Nation</i>	<i>Team</i>	<i>Motorcycle</i>	<i>Time</i>	<i>Lap</i>	<i>Total</i>	<i>Gap</i>	<i>Top Speed</i>
1	79 <b>Ai OGURA</b>	JPN	Red Bull MotoGP Rookies Cup	KTM	<b>2'13.508</b>	6	13		<b>210.9</b>
2	65 <b>Can ÖNCÜ</b>	TUR	Red Bull MotoGP Rookies Cup	KTM	<b>2'14.217</b>	14	14	0.709 0.709	<b>202.3</b>
3	81 <b>Alex VIU</b>	SPA	Red Bull MotoGP Rookies Cup	KTM	<b>2'14.224</b>	8	14	0.716 0.007	<b>210.3</b>
4	14 <b>Matthias MEGGLE</b>	GER	Red Bull MotoGP Rookies Cup	KTM	<b>2'14.315</b>	11	14	0.807 0.091	<b>210.0</b>
5	39 <b>Kazuki MASAHI</b>	JPN	Red Bull MotoGP Rookies Cup	KTM	<b>2'14.418</b>	13	13	0.910 0.103	<b>208.6</b>
6	20 <b>Omar BONOLI</b>	ITA	Red Bull MotoGP Rookies Cup	KTM	<b>2'14.456</b>	6	14	0.948 0.038	<b>205.4</b>
7	6 <b>Ryusei YAMANAKA</b>	JPN	Red Bull MotoGP Rookies Cup	KTM	<b>2'14.692</b>	6	14	1.184 0.236	<b>207.6</b>
8	28 <b>Adrian CARRASCO</b>	SPA	Red Bull MotoGP Rookies Cup	KTM	<b>2'15.199</b>	6	13	1.691 0.507	<b>209.4</b>
9	52 <b>Deniz ÖNCÜ</b>	TUR	Red Bull MotoGP Rookies Cup	KTM	<b>2'15.408</b>	5	13	1.900 0.209	<b>212.7</b>
10	43 <b>Steward GARCIA</b>	COL	Red Bull MotoGP Rookies Cup	KTM	<b>2'15.453</b>	6	9	1.945 0.045	<b>211.0</b>
11	83 <b>Meikon KAWAKAMI</b>	BRA	Red Bull MotoGP Rookies Cup	KTM	<b>2'15.864</b>	13	13	2.356 0.411	<b>210.4</b>
12	82 <b>Loran FABER</b>	NED	Red Bull MotoGP Rookies Cup	KTM	<b>2'16.018</b>	13	13	2.510 0.154	<b>209.5</b>
13	44 <b>Kevin ORGIS</b>	GER	Red Bull MotoGP Rookies Cup	KTM	<b>2'16.196</b>	3	12	2.688 0.178	<b>210.1</b>
14	21 <b>Victor STEEMAN</b>	NED	Red Bull MotoGP Rookies Cup	KTM	<b>2'16.650</b>	12	13	3.142 0.454	<b>207.6</b>
15	9 <b>Sasha DE VITS</b>	BEL	Red Bull MotoGP Rookies Cup	KTM	<b>2'16.702</b>	5	5	3.194 0.052	<b>211.8</b>
16	19 <b>Lorenzo BARTALESI</b>	ITA	Red Bull MotoGP Rookies Cup	KTM	<b>2'16.815</b>	7	12	3.307 0.113	<b>209.1</b>
17	12 <b>Filip SALAC</b>	CZE	Red Bull MotoGP Rookies Cup	KTM	<b>2'16.816</b>	8	10	3.308 0.001	<b>210.9</b>
18	11 <b>Gabriele GIANNINI</b>	ITA	Red Bull MotoGP Rookies Cup	KTM	<b>2'17.139</b>	6	13	3.631 0.323	<b>208.8</b>
19	40 <b>Sean KELLY</b>	USA	Red Bull MotoGP Rookies Cup	KTM	<b>2'17.275</b>	11	11	3.767 0.136	<b>200.7</b>
20	13 <b>Walid SOPPE</b>	NED	Red Bull MotoGP Rookies Cup	KTM	<b>2'17.360</b>	3	5	3.852 0.085	<b>207.5</b>
21	69 <b>Rory SKINNER</b>	GBR	Red Bull MotoGP Rookies Cup	KTM	<b>2'18.115</b>	5	11	4.607 0.755	<b>206.1</b>
22	24 <b>Xavier ARTIGAS</b>	SPA	Red Bull MotoGP Rookies Cup	KTM	<b>2'18.169</b>	7	11	4.661 0.054	<b>202.0</b>
23	36 <b>Beatriz NEILA</b>	SPA	Red Bull MotoGP Rookies Cup	KTM	<b>2'20.409</b>	7	12	6.901 2.240	<b>205.2</b>

**Practice condition: Dry**

Air: 28°

Humidity: 67%

Ground: 33°

<b>Fastest Lap:</b>	Lap: 6	<b>Ai OGURA</b>	<b>2'13.508</b>	145.6 Km/h
<b>Circuit Record Lap:</b>	2016	<b>Patrik PULKKINEN</b>	<b>2'10.994</b>	148.4 Km/h
<b>Circuit Best Lap:</b>	2016	<b>Patrik PULKKINEN</b>	<b>2'10.994</b>	148.4 Km/h

The results are provisional until the end of the limit for protest and appeals.

Time limit for protest expires 30' after publication of the results - ..... Time: .....

DORNA DATA PROCESSING TIMING SERVICE DORNA DATA PROCESSING TIMING SERVICE DORNA DATA PROCESSING TIMING SERVICE DORNA DATA PROCESSING TIMING SERVICE DORNA DATA PROCESSING TIMING SERVICE DORNA DATA PROCESSING TIMING SERVICE DORNA DATA PROCESSING TIMING SERVICE DORNA DATA PROCCESSSS





# MONSTER ENERGY GRAND PRIX ČESKÉ REPUBLIKY

## Free Practice Nr. 2

### Chronological Analysis of Performances

5

* Lap / Sector time cancelled							T1 Time from finish line to 1st intermedate							T3 Time from 2nd intermed. to 3rd intermed.												
P Crossing the finish line in pit lane							T2 Time from 1st intermed. to 2nd intermed.							T4 Time from 3rd intermedate to finish line												
Lap	Lap Time	T1	T2	T3	T4	Speed	Lap	Lap Time	T1	T2	T3	T4	Speed													
<b>1st 79 Ai OGURA</b> Red Bull MotoGP Roo JPN							Runs=2 Total laps=13 Full laps=10							12 <b>2'15.552</b> 35.676 39.220 36.901 23.755 197.6												
														13 <b>2'15.186</b> 35.639 39.148 36.788 23.611 199.0												
														14 <b>2'14.661</b> 35.396 38.994 36.642 23.629 199.4												
1	2'30.072	48.577	40.583	37.277	23.635		4th	14 Matthias MEGGLE	Red Bull MotoGP Roo GER						Runs=1 Total laps=14 Full laps=13											
2	<b>2'15.263</b>	35.571	39.676	36.681	23.335	210.9	1	2'28.507	44.532	41.712	38.014	24.249														
3	<b>2'14.580</b>	35.358	38.956	36.904	23.362	206.2	2	<b>2'15.697</b>	35.907	39.505	36.829	23.456	202.7													
4	<b>2'15.096</b>	35.545	39.497	36.629	23.425	204.5	3	<b>2'16.154</b>	35.881	39.803	36.962	23.508	205.4													
5	<b>2'13.971</b>	35.449	38.816	36.472	<b>23.234</b>	203.9	4	<b>2'15.272</b>	35.447	39.763	36.757	23.305	210.0													
6	<b>2'13.508</b>	35.138	<b>38.740</b>	<b>36.377</b>	23.253	205.3	5	<b>2'14.713</b>	35.359	39.239	36.598	23.517	205.9													
7	<b>2'14.667</b>	35.351	38.760	36.588	23.968	205.7	6	<b>2'14.331</b>	35.214	38.816	36.845	23.456	205.4													
8	<b>2'24.827</b> P	35.564	38.905	36.560	<b>33.798</b>	203.3	7	<b>2'14.972</b>	35.481	39.009	36.932	23.550	202.3													
9	3'31.242	1'49.650	40.319	37.331	23.942		8	<b>2'14.601</b> *	35.458	38.875	36.811	<b>23.457</b> *	204.1													
10	<b>2'15.168</b>	35.679	39.208	36.613	23.668	200.2	9	<b>2'16.629</b>	35.616	40.543	37.196	<b>23.274</b>	202.2													
11	<b>2'15.835</b>	35.557	38.790	37.719	23.769	201.0	10	<b>2'14.068</b> *	35.317	<b>38.756</b> *	36.576	23.419	203.0													
12	<b>2'14.793</b>	35.625	38.858	36.667	23.643	201.4	11	<b>2'14.315</b>	35.515	38.977	<b>36.263</b>	23.560	204.6													
13	<b>2'14.470</b>	35.389	38.963	36.499	23.619	201.0	12	<b>2'15.498</b>	35.562	39.033	37.068	23.835	203.3													
							13	<b>2'14.468</b>	35.525	<b>38.776</b>	36.526	23.641	200.1													
							14	<b>2'14.438</b>	35.651	38.965	36.503	23.319	198.1													
<b>2nd 65 Can ÖNCÜ</b> Red Bull MotoGP Roo TUR							Runs=1 Total laps=14 Full laps=13							5th 39 Kazuki MASAKI Red Bull MotoGP Roo JPN												
1	2'26.404	44.903	40.604	37.112	23.785		Runs=2 Total laps=13 Full laps=10						1							2'29.584	45.898	41.456	38.152	24.078		
2	<b>2'15.484</b>	35.661	39.364	36.672	23.787	201.8							2							<b>2'17.645</b>	35.888	40.532	37.444	23.781	208.6	
3	<b>2'15.173</b>	35.722	39.192	36.654	23.605	198.4							3							<b>2'17.252</b>	35.790	40.149	37.614	23.699	203.8	
4	<b>2'15.086</b>	35.693	39.203	36.628	23.562	197.8							4							<b>2'16.370</b>	35.891	39.937	37.030	23.512	207.1	
5	<b>2'15.161</b>	35.589	39.239	36.791	23.542	201.2							5							<b>2'15.570</b>	35.528	39.561	36.985	23.496	205.8	
6	<b>2'14.549</b>	35.546	39.132	36.518	<b>23.353</b>	201.2							6							<b>2'15.485</b>	35.427	39.698	36.901	23.459	208.6	
7	<b>2'15.689</b>	35.483	38.999	36.717	24.490	202.3							7							<b>2'17.750</b>	35.636	40.812	37.714	23.588	206.5	
8	<b>2'15.199</b> *	35.587	38.928	36.512	24.172	196.8							8							<b>2'15.122</b>	35.512	39.544	36.771	<b>23.295</b>	203.4	
9	<b>2'17.804</b>	37.395	39.677	36.890	23.842	182.0							9							<b>2'15.443</b> *	35.411	39.633	36.896	<b>23.503</b> *	207.8	
10	<b>2'14.278</b>	35.317	38.835	36.553	23.573	201.3							10							<b>2'19.052</b>	36.028	40.001	39.499	23.524	200.2	
11	<b>2'14.365</b>	35.495	38.838	<b>36.327</b>	23.705	201.6							11							<b>2'26.893</b> P	35.320	39.720	36.906	34.947	204.2	
12	<b>2'15.604</b>	35.468	39.383	36.968	23.785	199.5							12							3'13.683	1'31.847	41.571	36.781	23.484		
13	<b>2'14.467</b>	<b>35.266</b>	<b>38.719</b>	36.736	23.746	202.2							13							<b>2'14.418</b>	<b>35.185</b>	<b>39.279</b>	<b>36.592</b>	23.362	203.4	
14	<b>2'14.217</b>	35.360	38.929	36.433	23.495	199.6																				
<b>3rd 81 Aleix VIU</b> Red Bull MotoGP Roo SPA							Runs=1 Total laps=14 Full laps=13							6th 20 Omar BONOLI Red Bull MotoGP Roo ITA												
1	2'32.588	49.799	41.508	37.487	23.794		Runs=1 Total laps=14 Full laps=13						1							2'27.863	45.182	41.197	37.584	23.900		
2	<b>2'16.333</b>	35.883	39.884	37.073	23.493	205.5							2							<b>2'16.329</b>	35.905	39.877	36.821	23.726	202.9	
3	<b>2'15.650</b>	35.959	39.345	36.756	23.590	210.3							3							<b>2'16.378</b>	36.070	39.816	36.923	23.569	202.5	
4	<b>2'15.764</b>	35.624	39.503	36.975	23.662	208.3							4							<b>2'15.565</b>	35.379	39.959	36.743	23.484	205.2	
5	<b>2'15.143</b>	35.631	39.149	36.809	23.554	200.9							5							<b>2'14.639</b>	35.352	39.144	36.769	23.374	203.1	
6	<b>2'19.655</b> *	38.711	40.050	37.228	23.667	202.2							6							<b>2'14.456</b>	<b>35.335</b>	<b>39.060</b>	36.672	23.389	203.3	
7	<b>2'15.074</b>	35.617	39.189	36.797	<b>23.471</b>	202.0							7							<b>2'14.613</b>	35.359	39.271	36.618	23.365	204.6	
8	<b>2'14.224</b>	<b>35.169</b>	<b>38.958</b>	<b>36.592</b>	23.505	204.0																				
9	<b>2'18.636</b>	36.784	41.345	36.850	23.657	201.0																				
10	<b>2'15.041</b>	35.469	39.106	36.745	23.721	200.6																				
11	<b>2'19.526</b>	35.675	42.405	37.296	24.150	199.3																				

**Fastest Lap:** Ai OGURA Red Bull MotoGP Roo JPN **2'13.508** 35.138 38.740 36.377 23.253

DORNA DATA PROCESSING TIMING SERVICE DORNA DATA PROCESSING TIMING SERVICE DORNA DATA PROCESSING TIMING SERVICE DORNA DATA PROCESSING TIMING SERVICE DORNA DATA PROCESSING TIMING SERVICE DORNA DATA PROCESSING TIMING SERVICE DORNA DATA PROCESSING TIMING SERVICE DORNA DATA PROCESSING TIMING SERVICE DORNA DATA PROCESSING TIMING SERVICE DORNA DATA PROCESSING TIMING SERVICE DORNA DATA PROCESSING TIMING SERVICE DORNA DATA PROCESSING TIMING SERVICE DORNA DATA PROCESSES



## Free Practice Nr. 2

## RookiesCup

Lap	Lap Time	T1	T2	T3	T4	Speed	Lap	Lap Time	T1	T2	T3	T4	Speed
<b>7th</b> <b>6</b> <b>Ryusei YAMANAKA</b> Red Bull MotoGP Roo JPN Runs=1 Total laps=14 Full laps=13							<b>10th</b> <b>43</b> <b>Steward GARCIA</b> Red Bull MotoGP Roo COL Runs=2 Total laps=10 Full laps=8						
1	2'27.578	44.295	41.722	37.678	23.883		1	2'29.871	46.680	41.001	38.022	24.168	
2	2'16.434	35.888	39.829	37.085	23.632	203.8	2	2'18.507	36.695	40.248	37.395	24.169	211.0
3	2'16.091	35.779	39.688	36.902	23.722	202.4	3	2'16.247	35.846	39.575	37.283	23.543	206.0
4	2'15.224	35.382	39.790	36.644	23.408	207.6	4	2'16.366	35.839	39.953	37.019	23.555	205.2
5	2'14.963	35.557	39.173	36.632	23.601	206.3	5	2'15.643	35.582	39.631	36.965	23.465	209.0
6	2'14.692	35.394	39.004	36.804	23.490	205.5	6	2'15.453	35.891	39.255	36.782	23.525	209.7
7	2'14.723 *	35.393	39.280	36.578 *	23.472	205.8	7	2'16.100	35.701	39.697	36.962	23.740	207.3
8	2'14.750	35.571	39.124	36.595	23.460	206.6	8	2'16.402	35.910	39.625	37.035	23.832	201.3
9	2'16.968 *	35.81 *	40.370	37.321	23.462	207.5	9	2'26.206 P	35.851	39.615	37.007	33.733	200.0
10	2'14.988	35.374	39.315	36.739	23.560	204.2	unfinished 3'07.919 39.671						
11	2'15.289	35.428	39.309	36.843	23.709	202.7	<b>11th</b> <b>83</b> <b>Meikon KAWAKAMI</b> Red Bull MotoGP Roo BRA Runs=2 Total laps=13 Full laps=10						
12	2'15.148	35.375	38.976	37.126	23.671	203.0	1	2'31.908	48.894	40.925	37.855	24.234	
13	2'15.731	35.574	39.559	36.929	23.669	202.3	2	2'18.350	36.807	40.227	37.184	24.132	200.5
14	2'15.382	35.772	39.299	36.636	23.675	200.9	3	2'17.849	35.718	40.334	37.713	24.084	210.4
							4	2'17.666	36.015	40.315	37.561	23.775	209.7
							5	2'17.378	36.066	40.398	37.233	23.681	205.5
							6	2'17.367 *	36.087	39.922	37.538 *	23.820 *	204.4
							7	2'25.999 P	36.439	39.895	37.340	32.325	200.2
							8	3'37.859	1'56.805	40.076	37.166	23.812	
							9	2'18.158 *	35.957	39.833	37.939 *	24.429	197.4
							10	2'17.043	35.972	39.732	37.244	24.095	198.5
							11	2'18.003	36.190	39.528	38.210	24.075	198.3
							12	2'16.159	35.851	39.380	37.126	23.802	198.8
							13	2'15.864	35.616	39.449	36.989	23.810	198.7
							<b>12th</b> <b>82</b> <b>Loran FABER</b> Red Bull MotoGP Roo NED Runs=2 Total laps=13 Full laps=10						
							1	2'29.410	44.163	41.946	38.748	24.553	
							2	2'20.747	37.494	40.766	37.922	24.565	203.6
							3	2'18.712	36.272	40.462	37.810	24.168	209.5
							4	2'18.232	36.431	40.334	37.611	23.856	207.6
							5	2'18.110	36.269	40.198	37.681	23.962	207.2
							6	2'31.519 P	36.472	40.111	38.306 *	36.630	206.5
							7	3'42.520	1'56.424	41.186	37.992	26.918	
							8	2'18.664	36.836	40.110	37.588	24.130	203.4
							9	2'18.523	36.640	39.938	37.629	24.316	198.4
							10	2'18.027	36.617	40.040	37.238	24.132	199.7
							11	2'26.142	43.943	40.642	37.674	23.883	200.3
							12	2'16.731	35.833	39.808	37.297	23.793	203.8
							13	2'16.018	35.673	39.592	37.046	23.707	202.8
							<b>13th</b> <b>44</b> <b>Kevin ORGIS</b> Red Bull MotoGP Roo GER Runs=3 Total laps=12 Full laps=7						
							1	2'26.779	44.782	40.780	37.531	23.686	
							2	2'17.284	35.892	40.081	37.473	23.838	205.9
							3	2'16.196	35.859	39.771	37.049	23.517	203.2
							4	2'23.382 P	35.433	39.893	38.200	29.856	210.1
							5	3'17.967	1'36.346	40.191	37.686	23.744	
							6	2'16.896	36.025	39.967	37.279	23.625	202.4
							7	2'17.319	36.113	40.065	37.379	23.762	202.7
							8	2'22.707 P	35.926	40.026	37.220	29.535	201.4
							9	4'07.552	2'26.220	40.080	37.426	23.826	
<b>8th</b> <b>28</b> <b>Adrian CARRASCO</b> Red Bull MotoGP Roo SPA Runs=2 Total laps=13 Full laps=10													
1	2'31.971	49.156	40.925	37.790	24.100								
2	2'17.580	36.368	40.190	37.119	23.903	204.7							
3	2'16.130	35.848	39.697	36.882	23.703	207.2							
4	2'15.367	35.578	39.364	36.888	23.537	204.7							
5	2'15.425	35.657	39.365	36.925	23.478	209.4							
6	2'15.199	35.501	39.203	36.858	23.637	207.7							
7	2'16.498	35.983	40.060	36.877	23.578	202.4							
8	2'16.403	36.057	39.666	37.089	23.591	200.8							
9	2'17.967	35.966	40.694	37.523	23.784	203.6							
10	2'16.196	36.265	39.409	36.760	23.762	198.5							
11	2'29.663 P	35.605	39.834	38.197	36.027	200.6							
12	4'18.802	2'37.553	39.936	37.255	24.058								
13	2'16.990	35.800	39.617	37.617	23.956	198.7							
<b>9th</b> <b>52</b> <b>Deniz ÖNCÜ</b> Red Bull MotoGP Roo TUR Runs=2 Total laps=13 Full laps=10													
1	2'29.741	45.567	41.697	38.332	24.145								
2	2'17.916	36.287	40.598	37.388	23.643	212.7							
3	2'16.494	35.541	40.088	37.124	23.741	210.0							
4	2'16.346	35.722	40.119	36.891	23.614	205.8							
5	2'15.408	35.710	39.399	36.872	23.427	198.6							
6	2'23.707 P	35.351	39.544	37.190	31.622	208.8							
7	4'05.185	1'58.472	1'05.866	37.315	23.532								
8	2'16.589	35.832	40.010	37.074	23.673	200.8							
9	2'26.056	40.355	45.107	37.072	23.522	202.0							
10	2'16.606	35.645	40.363	36.998	23.600	207.6							
11	2'15.555	35.824	39.495	36.684	23.552	204.4							
12	2'15.593	35.417	39.824	36.992	23.360	206.4							
13	2'15.725	35.567	39.665	36.890	23.603	207.0							

Fastest Lap: Ai OGURA

Red Bull MotoGP Roo JPN

2'13.508

35.138

38.740

36.377 23.253

DORNA DATA PROCESSING TIMING SERVICE DORNA DATA PROCESSING TIMING SERVICE DORNA DATA PROCESSING TIMING SERVICE DORNA DATA PROCESSING TIMING SERVICE DORNA DATA PROCESSING TIMING SERVICE DORNA DATA PROCESSING TIMING SERVICE DORNA DATA PROCESSING TIMING SERVICE DORNA DATA PROCCEESSS

Brno, Friday, August 04, 2017



## Free Practice Nr. 2

## RookiesCup

Lap	Lap Time	T1	T2	T3	T4	Speed	Lap	Lap Time	T1	T2	T3	T4	Speed
10	<b>2'17.108</b>	35.773	39.977	37.532	23.826	200.9	<b>18th 11</b>	<b>Gabriele GIANNINI</b>	Red Bull MotoGP Roo ITA				Runs=2 Total laps=13 Full laps=10
11	<b>2'16.560</b>	35.930	39.720	37.117	23.793	201.1							
12	<b>2'16.201</b>	35.803	<b>39.616</b>	<b>37.026</b>	23.756	201.1							
<b>14th 21 Victor STEEMAN</b>							Red Bull MotoGP Roo NED						
Runs=2 Total laps=13 Full laps=10													
1	2'30.136	46.960	40.995	38.024	24.157		1	2'29.520	45.278	41.638	38.339	24.265	
2	<b>2'18.862</b>	37.013	40.080	37.601	24.168	206.7	2	<b>2'19.125</b>	36.766	40.733	37.427	24.199	204.5
3	<b>2'18.556</b>	36.674	40.380	37.594	23.908	<b>207.6</b>	3	<b>2'19.515</b>	36.796	40.261	38.224	24.234	207.4
4	<b>2'17.127</b>	36.202	40.060	37.080	<b>23.785</b>	204.4	4	<b>2'17.921</b>	36.340	40.291	37.543	<b>23.747</b>	<b>208.8</b>
5	<b>2'17.588</b>	36.361	39.944	37.405	23.878	201.2	5	<b>2'17.863</b>	36.351	40.139	37.563	23.810	205.2
6	<b>2'20.133</b>	36.570	39.949	39.657	23.957	201.1	6	<b>2'17.139</b>	36.173	39.928	<b>37.133</b>	23.905	205.3
7	<b>2'16.861</b>	36.029	39.895	37.109	23.828	204.7	7	<b>2'17.397</b>	<b>36.142</b>	39.839	37.403	24.013	199.8
8	<b>2'36.602</b> P	<b>36.001</b>	39.772	<b>37.077</b>	43.752	203.2	8	2'29.415 P	37.021	40.223	37.778	34.393	198.8
9	2'32.465	50.714	40.168	37.443	24.140		9	3'22.089	1'38.407	40.935	38.234	24.513	
10	<b>2'18.444</b>	36.668	39.981	37.665	24.130	195.8	10	<b>2'18.053</b>	36.416	39.889	37.381	24.367	194.2
11	<b>2'17.381</b>	36.114	39.596	37.491	24.180	199.6	11	<b>2'17.793</b>	36.501	<b>39.753</b>	37.325	24.214	194.6
12	<b>2'16.650</b>	36.166	<b>39.437</b>	37.132	23.915	199.7	12	<b>2'19.680</b>	36.757	40.505	38.359	24.059	194.7
13	<b>2'16.713</b>	36.003	39.549	37.188	23.973	200.0	13	<b>2'17.964</b>	36.262	39.876	37.614	24.212	196.0
<b>15th 9 Sasha DE VITS</b>							Red Bull MotoGP Roo BEL						
Runs=1 Total laps=5 Full laps=4													
1	2'29.467	45.496	41.535	38.040	24.396		1	2'52.444	1'06.360	42.315	38.891	24.878	
2	<b>2'18.853</b>	36.331	40.657	37.863	24.002	204.5	2	<b>2'20.898</b>	37.332	40.930	38.182	24.454	198.4
3	<b>2'19.459</b>	36.938	40.601	37.865	24.055	204.6	3	3'56.294 P	36.973	40.431	38.861	2'00.029	198.7
4	<b>2'17.854</b>	36.105	40.324	37.510	23.915	<b>211.8</b>	4	5'55.880 P	3'58.141	44.638	40.705	32.396	
5	<b>2'16.702</b>	<b>35.699</b>	<b>39.889</b>	<b>37.353</b>	<b>23.761</b>	202.6	5	2'53.030	54.849	52.415	40.207	25.559	
<b>16th 19 Lorenzo BARTALE</b>							Red Bull MotoGP Roo ITA						
Runs=2 Total laps=12 Full laps=9													
1	2'29.360	45.363	41.366	38.192	24.439		6	<b>2'23.497</b>	39.922	40.831	38.746	<b>23.998</b>	194.3
2	<b>2'19.101</b>	36.199	40.789	37.751	24.362	206.7	7	<b>2'18.583</b>	36.677	40.107	37.578	24.221	199.4
3	<b>2'19.183</b>	36.621	40.395	37.727	24.440	208.0	8	<b>2'19.256</b>	36.708	39.939	37.402	25.207	196.1
4	<b>2'18.182</b>	36.610	40.336	37.609	<b>23.627</b>	<b>209.1</b>	9	<b>2'17.596</b>	<b>36.162</b>	<b>39.582</b>	37.477	24.375	198.6
5	<b>2'17.924</b>	36.129	40.418	37.530	23.847	205.9	10	<b>2'17.520</b>	36.254	39.806	37.360	24.100	<b>200.7</b>
6	<b>2'18.127</b>	36.485	40.297	37.375	23.970	204.8	11	<b>2'17.275</b>	36.225	39.830	<b>37.164</b>	24.056	197.4
7	<b>2'16.815</b>	<b>35.940</b>	<b>39.736</b>	<b>37.062</b>	24.077	205.6	<b>20th 13 Walid SOPPE</b>						
Runs=1 Total laps=5 Full laps=4													
8	<b>2'18.098</b>	36.160	39.954	37.711	24.273	205.9	1	2'31.928	49.345	40.951	37.506	24.126	
9	<b>2'19.101</b>	36.429	40.479	38.065	24.128	201.2	2	<b>2'17.904</b>	36.220	40.575	<b>37.088</b>	24.021	205.1
10	<b>2'18.333</b>	36.373	39.845	37.524	24.591	197.9	3	<b>2'17.360</b>	<b>35.832</b>	40.147	37.427	<b>23.954</b>	<b>207.5</b>
11	2'35.408 P	36.924	40.962	38.519	39.003	197.4	4	<b>2'17.424</b>	35.971	<b>40.059</b>	37.308	24.086	200.6
12	4'22.454	2'40.540	40.162	37.526	24.226		5	<b>2'17.556</b>	36.109	40.122	37.285	24.040	200.5
<b>17th 12 Filip SALAC</b>							Red Bull MotoGP Roo CZE						
Runs=2 Total laps=10 Full laps=6													
1	2'33.741	49.744	41.844	38.090	24.063		<b>21st 69 Rory SKINNER</b>						
Runs=2 Total laps=11 Full laps=8													
2	<b>2'18.384</b>	36.240	40.580	37.508	24.056	206.2	1	2'28.600	43.649	41.463	38.870	24.618	
3	<b>2'17.033</b>	35.892	40.185	37.225	23.731	205.5	2	<b>2'19.732</b>	36.498	41.042	37.766	24.426	204.0
4	<b>2'17.091</b>	35.932	40.131	37.326	<b>23.702</b>	208.2	3	<b>2'18.879</b>	36.325	40.644	37.720	24.190	204.4
5	2'34.206 P	36.322	44.551	40.354	32.979	<b>210.9</b>	4	<b>2'18.393</b>	36.439	40.395	37.503	24.056	201.7
6	3'46.198	1'53.374	43.850	44.418	24.556		5	<b>2'18.115</b>	<b>36.071</b>	40.344	37.735	<b>23.965</b>	199.8
7	<b>2'17.929</b>	36.327	40.322	37.353	23.927	199.7	6	<b>2'18.215</b>	36.220	40.464	<b>37.452</b>	24.079	202.9
8	<b>2'16.816</b>	<b>35.883</b>	<b>39.940</b>	<b>37.115</b>	23.878	202.2	7	<b>2'18.131</b>	36.316	40.240	37.557	24.018	<b>206.1</b>
9	<b>2'25.570</b>	37.976	43.867	39.424	24.303	198.8	8	2'24.050 P	36.081	<b>40.107</b>	37.702	30.160	202.7
10	2'35.512 P	36.045	42.491	41.173	35.803	203.2	9	8'26.140	6'40.764	42.023	38.539	24.814	
<b>18th 11 Gabriele GIANNINI</b>							Red Bull MotoGP Roo SPA						
Runs=3 Total laps=11 Full laps=6													
1	2'50.932	1'05.199	42.427	38.923	24.383		10	<b>2'19.597</b>	36.775	40.703	37.750	24.369	197.6
2	2'35.470 P	37.268	41.822	38.775	37.605	200.8	11	<b>2'18.160</b>	36.187	40.220	37.475	24.278	199.7

Fastest Lap: Ai OGURA

Red Bull MotoGP Roo JPN

**2'13.508**

35.138

38.740

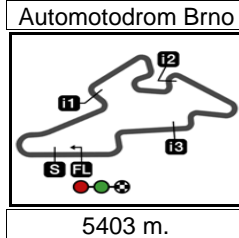
36.377 23.253

DORNA DATA PROCESSING TIMING SERVICE DORNA DATA PROCESSING TIMING SERVICE DORNA DATA PROCESSING TIMING SERVICE DORNA DATA PROCESSING TIMING SERVICE DORNA DATA PROCESSING TIMING SERVICE DORNA DATA PROCESSING TIMING SERVICE DORNA DATA PROCCESSS

Brno, Friday, August 04, 2017







Results and timing service provided by **TISSOT**

# Rookies Cup

## MONSTER ENERGY GRAND PRIX ČESKÉ REPUBLIKY

### Free Practice Nr. 2

### Combined Free Practice Times

	Rider	Nation	Team	MOTORCYCLE	FP1	FP2	Gap
1	79 <b>A.OGURA</b>	JPN	Red Bull MotoGP Rookies Cup	KTM	2'27.926	12	<b>2'13.508</b> 6
2	65 <b>C.ÖNCÜ</b>	TUR	Red Bull MotoGP Rookies Cup	KTM	2'21.993	10	<b>2'14.217</b> 14 0.709 0.709
3	81 <b>A.VIU</b>	SPA	Red Bull MotoGP Rookies Cup	KTM	2'26.684	12	<b>2'14.224</b> 8 0.716 0.007
4	14 <b>M.MEGGLE</b>	GER	Red Bull MotoGP Rookies Cup	KTM	2'27.085	10	<b>2'14.315</b> 11 0.807 0.091
5	39 <b>K.MASAKI</b>	JPN	Red Bull MotoGP Rookies Cup	KTM	2'26.452	10	<b>2'14.418</b> 13 0.910 0.103
6	20 <b>O.BONOLI</b>	ITA	Red Bull MotoGP Rookies Cup	KTM	2'27.909	12	<b>2'14.456</b> 6 0.948 0.038
7	6 <b>R.YAMANAKA</b>	JPN	Red Bull MotoGP Rookies Cup	KTM	2'27.072	9	<b>2'14.692</b> 6 1.184 0.236
8	28 <b>A.CARRASCO</b>	SPA	Red Bull MotoGP Rookies Cup	KTM	2'28.108	11	<b>2'15.199</b> 6 1.691 0.507
9	52 <b>D.ÖNCÜ</b>	TUR	Red Bull MotoGP Rookies Cup	KTM	2'26.071	5	<b>2'15.408</b> 5 1.900 0.209
10	43 <b>S.GARCIA</b>	COL	Red Bull MotoGP Rookies Cup	KTM	2'26.189	10	<b>2'15.453</b> 6 1.945 0.045
11	83 <b>M.KAWAKAMI</b>	BRA	Red Bull MotoGP Rookies Cup	KTM	2'26.606	12	<b>2'15.864</b> 13 2.356 0.411
12	82 <b>L.FABER</b>	NED	Red Bull MotoGP Rookies Cup	KTM	2'35.841	3	<b>2'16.018</b> 13 2.510 0.154
13	44 <b>K.ORGIS</b>	GER	Red Bull MotoGP Rookies Cup	KTM	2'26.058	12	<b>2'16.196</b> 3 2.688 0.178
14	21 <b>V.STEEMAN</b>	NED	Red Bull MotoGP Rookies Cup	KTM	2'26.665	11	<b>2'16.650</b> 12 3.142 0.454
15	9 <b>S.DE VITS</b>	BEL	Red Bull MotoGP Rookies Cup	KTM	2'28.213	11	<b>2'16.702</b> 5 3.194 0.052
16	19 <b>L.BARTALESI</b>	ITA	Red Bull MotoGP Rookies Cup	KTM	2'29.896	9	<b>2'16.815</b> 7 3.307 0.113
17	12 <b>F.SALAC</b>	CZE	Red Bull MotoGP Rookies Cup	KTM	2'31.366	5	<b>2'16.816</b> 8 3.308 0.001
18	11 <b>G.GIANNINI</b>	ITA	Red Bull MotoGP Rookies Cup	KTM	2'29.491	12	<b>2'17.139</b> 6 3.631 0.323
19	40 <b>S.KELLY</b>	USA	Red Bull MotoGP Rookies Cup	KTM	2'27.801	12	<b>2'17.275</b> 11 3.767 0.136
20	13 <b>W.SOPPE</b>	NED	Red Bull MotoGP Rookies Cup	KTM	2'26.779	12	<b>2'17.360</b> 3 3.852 0.085
21	69 <b>R.SKINNER</b>	GBR	Red Bull MotoGP Rookies Cup	KTM	2'30.651	11	<b>2'18.115</b> 5 4.607 0.755
22	24 <b>X.ARTIGAS</b>	SPA	Red Bull MotoGP Rookies Cup	KTM	2'26.666	6	<b>2'18.169</b> 7 4.661 0.054
23	36 <b>B.NEILA</b>	SPA	Red Bull MotoGP Rookies Cup	KTM	2'37.352	11	<b>2'20.409</b> 7 6.901 2.240

<b>Pole Position Record:</b>	2014	<b>Manuel PAGLIANI</b>	<b>2'11.175</b>	148.2 Km/h
<b>Circuit Record Lap:</b>	2016	<b>Patrik PULKKINEN</b>	<b>2'10.994</b>	148.4 Km/h
<b>Circuit Best Lap:</b>	2016	<b>Patrik PULKKINEN</b>	<b>2'10.994</b>	148.4 Km/h

The results are provisional until the end of the limit for protest and appeals.

Time limit for protest expires 60' after publication of the results - Mr. .... Time: .....

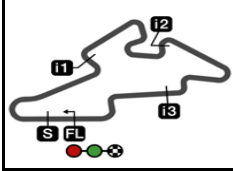

DORNA DATA PROCESSING TIMING SERVICE DORNA DATA PROCESSING TIMING SERVICE DORNA DATA PROCESSING TIMING SERVICE DORNA DATA PROCESSING TIMING SERVICE DORNA DATA PROCESSING TIMING SERVICE DORNA DATA PROCESSING TIMING SERVICE DORNA DATA PROCESSING TIMING SERVICE DORNA DATA PROCESSING TIMING SERVICE DORNA DATA PROCESSING TIMING SERVICE DORNA DATA PROCESSING TIMING SERVICE DORNA DATA PROCESSING TIMING SERVICE DORNA DATA PROCESSING TIMING SERVICE DORNA DATA PROCESSING TIMING SERVICE DORNA DATA PROCESSING TIMING SERVICE DORNA DATA PROCESSING TIMING SERVICE DORNA DATA PROCCESSSS







Automotodrom Brno

Results and timing service provided by 


5403 m.

Rookies Cup

MONSTER ENERGY GRAND PRIX ČESKÉ REPUBLIKY

Free Practice Nr. 2

Fastest Laps Sequence

Practice Time	 Rider	Nation	Motorcycle	Time	Km/h	Rider's Lap
4'41.888	65 Can ÖNCÜ	TUR	KTM	2'15.484	143.5	2
4'45.335	79 Ai OGURA	JPN	KTM	2'15.263	143.7	2
6'57.061	65 Can ÖNCÜ	TUR	KTM	2'15.173	143.8	3
6'59.915	79 Ai OGURA	JPN	KTM	2'14.580	144.5	3
11'28.982	79 Ai OGURA	JPN	KTM	2'13.971	145.1	5
13'42.490	79 Ai OGURA	JPN	KTM	2'13.508	145.6	6

DORNA DATA PROCESSING TIMING SERVICE DORNA DATA PROCESSING TIMING SERVICE DORNA DATA PROCESSING TIMING SERVICE DORNA DATA PROCESSING TIMING SERVICE DORNA DATA PROCESSING TIMING SERVICE DORNA DATA PROCESSING TIMING SERVICE DORNA DATA PROCESSING TIMING SERVICE DORNA DATA PROCESSING TIMING SERVICE DORNA DATA PROCESSING TIMING SERVICE DORNA DATA PROCESSING TIMING SERVICE DORNA DATA PROCESSING TIMING SERVICE DORNA DATA PROCESSING TIMING SERVICE DORNA DATA PROCCEESSS

Brno, Friday, August 04, 2017

