Automotodrom Brno

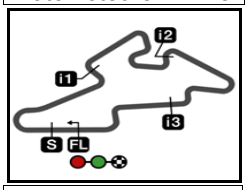

5403 m.

Results and timing service provided by TISSOT

RookiesCup

MONSTER ENERGY GRAND PRIX ČESKÉ REPUBLIKY

Race Nr.1

Classification after 14 laps = 75.642 km

20

Pos			Rider	Nation	Team	Motorcycle	Total Time	Km/h	Gap
1	25	65	**Can ÖNCÜ**	TUR	Red Bull MotoGP Rookies Cup	KTM	**31'15.686**	145.1	
2	20	14	**Matthias MEGGLE**	GER	Red Bull MotoGP Rookies Cup	KTM	**31'15.763**	145.1	0.077
3	16	39	**Kazuki MASAKI**	JPN	Red Bull MotoGP Rookies Cup	KTM	**31'15.909**	145.1	0.223
4	13	81	**Aleix VIU**	SPA	Red Bull MotoGP Rookies Cup	KTM	**31'15.977**	145.1	0.291
5	11	6	**Ryusei YAMANAKA**	JPN	Red Bull MotoGP Rookies Cup	KTM	**31'16.005**	145.1	0.319
6	10	44	**Kevin ORGIS**	GER	Red Bull MotoGP Rookies Cup	KTM	**31'17.828**	145.0	2.142
7	9	13	**Walid SOPPE**	NED	Red Bull MotoGP Rookies Cup	KTM	**31'20.792**	144.7	5.106
8	8	83	**Meikon KAWAKAMI**	BRA	Red Bull MotoGP Rookies Cup	KTM	**31'22.784**	144.6	7.098
9	7	52	**Deniz ÖNCÜ**	TUR	Red Bull MotoGP Rookies Cup	KTM	**31'25.487**	144.4	9.801
10	6	28	**Adrian CARRASCO**	SPA	Red Bull MotoGP Rookies Cup	KTM	**31'25.688**	144.4	10.002
11	5	43	**Steward GARCIA**	COL	Red Bull MotoGP Rookies Cup	KTM	**31'25.782**	144.4	10.096
12	4	69	**Rory SKINNER**	GBR	Red Bull MotoGP Rookies Cup	KTM	**31'26.023**	144.3	10.337
13	3	24	**Xavier ARTIGAS**	SPA	Red Bull MotoGP Rookies Cup	KTM	**31'29.378**	144.1	13.692
14	2	11	**Gabriele GIANNINI**	ITA	Red Bull MotoGP Rookies Cup	KTM	**31'39.510**	143.3	23.824
15	1	21	**Victor STEEMAN**	NED	Red Bull MotoGP Rookies Cup	KTM	**31'39.548**	143.3	23.862
16		9	**Sasha DE VITS**	BEL	Red Bull MotoGP Rookies Cup	KTM	**31'39.998**	143.3	24.312
17		40	**Sean KELLY**	USA	Red Bull MotoGP Rookies Cup	KTM	**31'40.004**	143.3	24.318
18		19	**Lorenzo BARTALESI**	ITA	Red Bull MotoGP Rookies Cup	KTM	**31'40.208**	143.3	24.522
19		79	**Ai OGURA**	JPN	Red Bull MotoGP Rookies Cup	KTM	**32'05.377**	141.4	49.691
20		36	**Beatriz NEILA**	SPA	Red Bull MotoGP Rookies Cup	KTM	**32'13.233**	140.8	57.547
Not Classified									
		82	**Loran FABER**	NED	Red Bull MotoGP Rookies Cup	KTM	**12'59.795**	124.7	9 laps
		12	**Filip SALAC**	CZE	Red Bull MotoGP Rookies Cup	KTM	**7'08.371**	136.2	11 laps

Race condition: **Dry**
Air: 32°
Humidity: 33%
Ground: 46°

Pole Position:		**Kazuki MASAKI**	**2'11.831**	147.5 Km/h
Fastest Lap:	Lap 3	**Can ÖNCÜ**	**2'12.624**	146.6 Km/h
Circuit Record Lap:	2016	**Patrik PULKKINEN**	**2'10.994**	148.4 Km/h
Circuit Best Lap:	2016	**Patrik PULKKINEN**	**2'10.994**	148.4 Km/h

16:15'00		**SIGHTING LAP START**
16:28'00		**WARM UP LAP START**
16:30'37	Loran FABER	crashed out in warmup lap
16:31'08		**RACE START**
16:32'08	Loran FABER	starting from pit lane
16:34'11	-	**No jump start**
16:38'16	Filip SALAC	entered pits and retired
16:44'07	Loran FABER	entered pits and retired
16:58'03	Ai OGURA	crashed out - Rider OK
16:58'37	Ai OGURA	re-joined race

The results are provisional until the end of the limit for protest and appeals.

Time limit for protest expires 30' after publication of the results - ..... Time: .....

DORNA DATA PROCESSING TIMING SERVICE DORNA DATA PROCESSING TIMING SERVICE DORNA DATA PROCESSING TIMING SERVICE DORNA DATA PROCESSING TIMING SERVICE DORNA DATA PROCESSING TIMING SERVICE DORNA DATA PROCESSING TIMING SERVICE DORNA DATA PROCESSING TIMING SERVICE DORNA DATA PROCCEESSS

Brno, Saturday, August 05, 2017

Automotodrom Brno

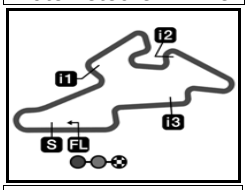

5403 m.

Results and timing service provided by TISSOT

RookiesCup

MONSTER ENERGY GRAND PRIX ČESKÉ REPUBLIKY

Championship Classification

21

	Rider		*Nation Points*	SPA	SPA	NED	NED	GER	GER	CZE	*CZE*	*AUT*	*AUT*	*RSM*	*ARA*	*ARA*
1	**ÖNCÜ Can**	TUR	**132**	0	16	25	25	16	25	25						
2	**VIU Aleix**	SPA	**106**	11	25	16	20	1	20	13						
3	**MASAKI Kazuki**	JPN	**101**	16	11	20	16	6	16	16						
4	**MEGGLE Matthias**	GER	**66**	7	8	13	0	8	10	20						
5	**ÖNCÜ Deniz**	TUR	**55**	-	7	5	11	25	-	7						
6	**YAMANAKA Ryusei**	JPN	**55**	-	10	6	10	7	11	11						
7	**ORGIS Kevin**	GER	**50**	4	-	8	2	20	6	10						
8	**BONOLI Omar**	ITA	**50**	10	9	9	9	0	13	-						
9	**SKINNER Rory**	GBR	**48**	25	-	11	7	0	1	4						
10	**GARCIA Steward**	COL	**45**	8	-	1	13	11	7	5						
11	**KAWAKAMI Meikon**	BRA	**38**	6	5	7	-	10	2	8						
12	**CARRASCO Adrian**	SPA	**34**	-	6	-	-	13	9	6						
13	**OGURA Ai**	JPN	**33**	20	13	-	-	-	-	0						
14	**SALAC Filip**	CZE	**33**	13	20	-	-	-	-	-						
15	**SOPPE Walid**	NED	**31**	-	-	10	0	4	8	9						
16	**ARTIGAS Xavier**	SPA	**25**	5	0	0	5	9	3	3						
17	**DE VITS Sasha**	BEL	**15**	3	1	0	8	3	0	0						
18	**STEEMAN Victor**	NED	**14**	-	4	0	4	0	5	1						
19	**PAAVILAINEN Peetu**	FIN	**13**	-	-	4	-	5	4	-						
20	**JONES Dan**	GBR	**11**	0	0	3	6	2	-	-						
21	**KELLY Sean**	USA	**9**	9	-	-	0	0	0	0						
22	**GIANNINI Gabriele**	ITA	**8**	2	3	0	1	0	0	2						
23	**FABER Loran**	NED	**5**	0	0	2	3	0	0	-						
24	**BARTALESI Lorenzo**	ITA	**3**	1	2	0	-	0	0	0						
25	**NEILA Beatriz**	SPA	**0**	-	-	-	0	0	0	0						

DORNA DATA PROCESSING ,TIMING SERVICE DORNA DATA PROCESSING TIMING SERVICE DORNA DATA PROCESSING TIMING SERVICE DORNA DATA PROCESSING TIMING SERVICE DORNA DATA PROCESSING TIMING SERVICE DORNA DATA PROCESSING TIMING SERVICE DORNA DATA PROCESSING TIMING SERVICE DORNA DATA PROCCEESSS

Brno, Saturday, August 05, 2017

Automotodrom Brno

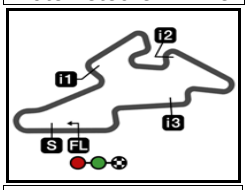

5403 m.

Results and timing service provided by TISSOT

RookiesCup

MONSTER ENERGY GRAND PRIX ČESKÉ REPUBLIKY

Race Nr.1

Lap Chart

22

Pos	1	2	3	4	5	6	7	8	9	10	11	12	13	14	15	16	17	18	19	20	21	22
Grid	39	79	65	81	6	83	52	14	24	21	9	13	69	82	43	19	12	28	40	11	36	44

Laps																						
1	6	81	65	79	39	14	52	13	83	44	28	43	21	24	9	69	19	40	12	11	36	82
2	6	79	39	81	65	14	13	44	52	28	43	83	24	21	69	9	40	12	19	11	36	82
3	65	79	81	14	39	6	44	13	52	43	28	83	24	69	21	9	19	40	11	36	12	82
4	65	81	79	39	6	14	44	13	52	83	28	43	24	69	21	9	19	11	40	36	82	
5	79	65	81	39	6	14	13	44	52	83	43	28	69	24	21	9	11	19	40	36	82	
6	65	79	81	39	14	6	13	44	52	83	43	28	69	24	21	9	11	19	40	36		
7	65	79	81	39	14	6	13	44	52	83	43	28	69	24	21	9	40	11	19	36		
8	79	65	81	14	39	6	13	44	52	83	43	28	24	69	21	9	40	11	19	36		
9	81	65	79	14	39	13	6	44	83	52	43	28	69	24	21	40	9	11	19	36		
10	65	81	79	14	39	13	6	44	83	52	28	43	69	24	21	9	11	40	19	36		
11	39	81	14	65	79	6	13	44	83	52	43	28	69	24	11	40	9	21	19	36		
12	65	81	14	39	13	6	44	83	52	43	28	69	24	11	9	21	19	40	79	36		
13	65	81	14	39	6	44	13	83	52	28	43	69	24	11	21	9	19	40	79	36		
14	65	14	39	81	6	44	13	83	52	28	43	69	24	11	21	9	40	19	79	36		

Winner Lapped rider

DORNA DATA PROCESSING TIMING SERVICE DORNA DATA PROCESSING TIMING SERVICE DORNA DATA PROCESSING TIMING SERVICE DORNA DATA PROCESSING TIMING SERVICE DORNA DATA PROCESSING TIMING SERVICE DORNA DATA PROCESSING TIMING SERVICE DORNA DATA PROCESSING TIMING SERVICE DORNA DATA PROCCEESSS

Brno, Saturday, August 05, 2017

Automotodrom Brno

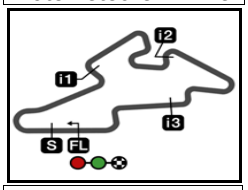

5403 m.

Results and timing service provided by TISSOT

RookiesCup

MONSTER ENERGY GRAND PRIX ČESKÉ REPUBLIKY

Race Nr.1

Fastest Lap of Each Rider

23

		Rider	Nation	Team	Motorcycle	Time	Lap	Total	Gap	
1	65	**Can ÖNCÜ**	TUR	Red Bull MotoGP Rookies Cup	KTM	**2'12.624**	3	14		
2	13	**Walid SOPPE**	NED	Red Bull MotoGP Rookies Cup	KTM	**2'12.806**	8	14	0.182	0.182
3	6	**Ryusei YAMANAKA**	JPN	Red Bull MotoGP Rookies Cup	KTM	**2'12.809**	8	14	0.185	0.003
4	44	**Kevin ORGIS**	GER	Red Bull MotoGP Rookies Cup	KTM	**2'12.838**	3	14	0.214	0.029
5	79	**Ai OGURA**	JPN	Red Bull MotoGP Rookies Cup	KTM	**2'12.897**	7	14	0.273	0.059
6	14	**Matthias MEGGLE**	GER	Red Bull MotoGP Rookies Cup	KTM	**2'13.037**	7	14	0.413	0.140
7	81	**Aleix VIU**	SPA	Red Bull MotoGP Rookies Cup	KTM	**2'13.044**	7	14	0.420	0.007
8	39	**Kazuki MASAKI**	JPN	Red Bull MotoGP Rookies Cup	KTM	**2'13.085**	7	14	0.461	0.041
9	83	**Meikon KAWAKAMI**	BRA	Red Bull MotoGP Rookies Cup	KTM	**2'13.119**	6	14	0.495	0.034
10	69	**Rory SKINNER**	GBR	Red Bull MotoGP Rookies Cup	KTM	**2'13.269**	5	14	0.645	0.150
11	52	**Deniz ÖNCÜ**	TUR	Red Bull MotoGP Rookies Cup	KTM	**2'13.361**	4	14	0.737	0.092
12	28	**Adrian CARRASCO**	SPA	Red Bull MotoGP Rookies Cup	KTM	**2'13.684**	4	14	1.060	0.323
13	43	**Steward GARCIA**	COL	Red Bull MotoGP Rookies Cup	KTM	**2'13.719**	6	14	1.095	0.035
14	24	**Xavier ARTIGAS**	SPA	Red Bull MotoGP Rookies Cup	KTM	**2'13.776**	5	14	1.152	0.057
15	21	**Victor STEEMAN**	NED	Red Bull MotoGP Rookies Cup	KTM	**2'13.951**	4	14	1.327	0.175
16	11	**Gabriele GIANNINI**	ITA	Red Bull MotoGP Rookies Cup	KTM	**2'14.017**	5	14	1.393	0.066
17	40	**Sean KELLY**	USA	Red Bull MotoGP Rookies Cup	KTM	**2'14.213**	6	14	1.589	0.196
18	19	**Lorenzo BARTALESI**	ITA	Red Bull MotoGP Rookies Cup	KTM	**2'14.287**	6	14	1.663	0.074
19	9	**Sasha DE VITS**	BEL	Red Bull MotoGP Rookies Cup	KTM	**2'14.337**	3	14	1.713	0.050
20	12	**Filip SALAC**	CZE	Red Bull MotoGP Rookies Cup	KTM	**2'14.967**	2	3	2.343	0.630
21	36	**Beatriz NEILA**	SPA	Red Bull MotoGP Rookies Cup	KTM	**2'16.332**	2	14	3.708	1.365
22	82	**Loran FABER**	NED	Red Bull MotoGP Rookies Cup	KTM	**2'20.874**	3	5	8.250	4.542

DORNA DATA PROCESSING ,TIMING SERVICE DORNA DATA PROCESSING TIMING SERVICE DORNA DATA PROCESSING TIMING SERVICE DORNA DATA PROCESSING TIMING SERVICE DORNA DATA PROCESSING TIMING SERVICE DORNA DATA PROCESSING TIMING SERVICE DORNA DATA PROCESSING TIMING SERVICE DORNA DATA PROCCEESSS

Brno, Saturday, August 05, 2017

Automotodrom Brno

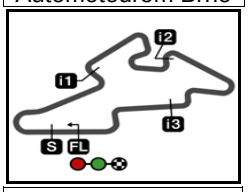

5403 m.

Results and timing service provided by TISSOT

RookiesCup

MONSTER ENERGY GRAND PRIX ČESKÉ REPUBLIKY

After the **Race Nr.1**

Event Best Maximum Speed

24

	Rider	Nation	Team	Motorcycle	Km/h	
44	**Kevin ORGIS**	GER	Red Bull MotoGP Rookies Cup	KTM	**213.7**	Race Nr.1
14	**Matthias MEGGLE**	GER	Red Bull MotoGP Rookies Cup	KTM	**212.7**	Race Nr.1
52	**Deniz ÖNCÜ**	TUR	Red Bull MotoGP Rookies Cup	KTM	**212.7**	Free Practice Nr. 2
13	**Walid SOPPE**	NED	Red Bull MotoGP Rookies Cup	KTM	**211.9**	Race Nr.1
9	**Sasha DE VITS**	BEL	Red Bull MotoGP Rookies Cup	KTM	**211.8**	Free Practice Nr. 2
39	**Kazuki MASAKI**	JPN	Red Bull MotoGP Rookies Cup	KTM	**211.2**	Race Nr.1
6	**Ryusei YAMANAKA**	JPN	Red Bull MotoGP Rookies Cup	KTM	**211.2**	Race Nr.1
43	**Steward GARCIA**	COL	Red Bull MotoGP Rookies Cup	KTM	**211.0**	Free Practice Nr. 2
79	**Ai OGURA**	JPN	Red Bull MotoGP Rookies Cup	KTM	**210.9**	Free Practice Nr. 2
12	**Filip SALAC**	CZE	Red Bull MotoGP Rookies Cup	KTM	**210.9**	Free Practice Nr. 2
83	**Meikon KAWAKAMI**	BRA	Red Bull MotoGP Rookies Cup	KTM	**210.5**	Race Nr.1
81	**Aleix VIU**	SPA	Red Bull MotoGP Rookies Cup	KTM	**210.3**	Free Practice Nr. 2
24	**Xavier ARTIGAS**	SPA	Red Bull MotoGP Rookies Cup	KTM	**210.3**	Race Nr.1
65	**Can ÖNCÜ**	TUR	Red Bull MotoGP Rookies Cup	KTM	**210.2**	Race Nr.1
19	**Lorenzo BARTALESI**	ITA	Red Bull MotoGP Rookies Cup	KTM	**209.7**	Race Nr.1
82	**Loran FABER**	NED	Red Bull MotoGP Rookies Cup	KTM	**209.5**	Free Practice Nr. 2
40	**Sean KELLY**	USA	Red Bull MotoGP Rookies Cup	KTM	**209.5**	Race Nr.1
28	**Adrian CARRASCO**	SPA	Red Bull MotoGP Rookies Cup	KTM	**209.4**	Free Practice Nr. 2
11	**Gabriele GIANNINI**	ITA	Red Bull MotoGP Rookies Cup	KTM	**208.8**	Free Practice Nr. 2
69	**Rory SKINNER**	GBR	Red Bull MotoGP Rookies Cup	KTM	**208.6**	Race Nr.1
21	**Victor STEEMAN**	NED	Red Bull MotoGP Rookies Cup	KTM	**207.6**	Free Practice Nr. 2
36	**Beatriz NEILA**	SPA	Red Bull MotoGP Rookies Cup	KTM	**207.3**	Qualifying Practice
20	**Omar BONOLI**	ITA	Red Bull MotoGP Rookies Cup	KTM	**205.4**	Free Practice Nr. 2

DORNA DATA PROCESSING TIMING SERVICE DORNA DATA PROCESSING TIMING SERVICE DORNA DATA PROCESSING TIMING SERVICE DORNA DATA PROCESSING TIMING SERVICE DORNA DATA PROCESSING TIMING SERVICE DORNA DATA PROCESSING TIMING SERVICE DORNA DATA PROCESSING TIMING SERVICE DORNA DATA PROCCEESSS

Brno, Saturday, August 05, 2017

Automotodrom Brno

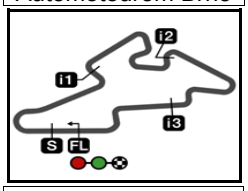

5403 m.

Results and timing service provided by TISSOT

RookiesCup

MONSTER ENERGY GRAND PRIX ČESKÉ REPUBLIKY

Race Nr.1

Chronological Analysis of Performances

25

** Lap / Sector time cancelled*
P Crossing the finish line in pit lane
T1 Time from finish line to 1st intermediate
T2 Time from 1st intermed. to 2nd intermed.
T3 Time from 2nd intermed. to 3rd intermed.
T4 Time from 3rd intermediate to finish line

1st 65 Can ÖNCÜ — Red Bull MotoGP Roo TUR

Runs=1 Total laps=14 Full laps=13

Lap	Lap Time	T1	T2	T3	T4	Speed
1	2'20.102	41.700	38.937	36.143	23.322	157.1
2	**2'14.051**	35.255	39.111	36.340	23.345	205.4
3	**2'12.624**	34.814	38.217	36.403	23.190	210.2
4	**2'13.355**	35.245	38.586	36.299	23.225	202.5
5	**2'13.649**	35.225	38.511	36.483	23.430	200.7
6	**2'13.059**	34.969	38.469	36.352	23.269	207.2
7	**2'13.192**	35.169	38.347	36.434	23.242	200.4
8	**2'13.419**	35.214	38.558	36.294	23.353	202.0
9	**2'13.482**	34.921	38.453	36.394	23.714	207.5
10	**2'14.117**	35.402	39.075	36.304	23.336	202.8
11	**2'13.810**	35.263	38.257	36.634	23.656	201.0
12	**2'13.942**	35.165	39.145	36.329	23.303	207.3
13	**2'13.499**	35.366	38.509	36.349	23.275	198.8
14	**2'13.385**	35.322	38.549	36.249	23.265	199.3

2nd 14 Matthias MEGGLE — Red Bull MotoGP Roo GER

Runs=1 Total laps=14 Full laps=13

Lap	Lap Time	T1	T2	T3	T4	Speed
1	2'20.571	42.122	39.040	36.059	23.350	160.8
2	**2'13.785**	35.072	39.018	36.297	23.398	205.6
3	**2'13.095**	35.099	38.561	36.221	23.214	205.7
4	**2'13.503**	35.337	38.777	36.186	23.203	207.0
5	**2'13.395**	35.134	38.687	36.367	23.207	211.1
6	**2'13.192**	35.023	38.690	36.178	23.301	211.2
7	**2'13.037**	35.294	38.598	36.061	23.084	207.4
8	**2'13.159**	34.826	38.887	36.198	23.248	212.7
9	**2'13.388**	35.084	38.677	36.278	23.349	210.6
10	**2'14.289**	35.464	38.944	36.446	23.435	203.3
11	**2'13.367**	35.289	38.571	36.152	23.355	203.6
12	**2'14.377**	35.381	39.180	36.441	23.375	203.1
13	**2'13.416**	35.220	38.720	36.216	23.260	204.9
14	**2'13.189**	35.208	38.580	36.170	23.231	202.7

3rd 39 Kazuki MASAKI — Red Bull MotoGP Roo JPN

Runs=1 Total laps=14 Full laps=13

Lap	Lap Time	T1	T2	T3	T4	Speed
1	2'20.500	41.560	39.072	36.373	23.495	155.3
2	**2'13.473**	35.113	38.725	36.368	23.267	204.9
3	**2'13.547**	35.598	38.792	36.154	23.003	208.2
4	**2'13.151**	35.093	38.575	36.228	23.255	209.6
5	**2'13.459**	35.205	38.456	36.542	23.256	206.3
6	**2'13.251**	35.155	38.635	36.213	23.248	211.2
7	**2'13.085**	35.357	38.517	36.092	23.119	205.4
8	**2'13.388**	35.064	38.972	36.247	23.105	205.7
9	**2'13.330**	35.111	38.744	36.224	23.251	210.4
10	**2'14.240**	35.592	39.059	36.505	23.084	205.8
11	**2'13.179**	35.140	38.569	36.192	23.278	209.3
12	**2'14.983**	35.612	39.490	36.433	23.448	200.4
13	**2'13.131**	34.985	38.712	36.276	23.158	206.8
14	**2'13.192**	35.500	38.593	36.014	23.085	207.0

4th 81 Aleix VIU — Red Bull MotoGP Roo SPA

Runs=1 Total laps=14 Full laps=13

Lap	Lap Time	T1	T2	T3	T4	Speed
1	2'20.057	41.270	38.760	36.461	23.566	157.4
2	**2'14.017**	35.212	38.548	36.823	23.434	203.6
3	**2'13.326**	35.257	38.527	36.234	23.308	206.7
4	**2'13.113**	34.966	38.462	36.341	23.344	206.1
5	**2'13.493**	35.239	38.369	36.646	23.239	202.5
6	**2'13.367**	35.031	38.500	36.353	23.483	207.0
7	**2'13.044**	35.259	38.409	36.155	23.221	201.2
8	**2'13.257**	34.845	38.837	36.264	23.311	206.6
9	**2'13.212**	35.049	38.474	36.249	23.440	207.9
10	**2'14.235**	35.607	38.776	36.594	23.258	202.2
11	**2'13.640**	35.220	38.611	36.223	23.586	202.6
12	**2'14.331**	35.249	39.065	36.620	23.397	199.8
13	**2'13.434**	35.183	38.674	36.295	23.282	202.6
14	**2'13.451**	35.370	38.676	36.170	23.235	200.7

5th 6 Ryusei YAMANAKA — Red Bull MotoGP Roo JPN

Runs=1 Total laps=14 Full laps=13

Lap	Lap Time	T1	T2	T3	T4	Speed
1	2'19.971	41.440	38.819	36.315	23.397	159.7
2	**2'13.844**	35.129	38.911	36.269	23.535	199.0
3	**2'13.854**	35.769	38.635	36.404	23.046	199.8
4	**2'13.175**	35.090	38.664	36.186	23.235	210.3
5	**2'13.435**	35.160	38.648	36.403	23.224	209.0
6	**2'13.365**	35.256	38.702	36.193	23.214	211.2
7	**2'13.593**	35.250	38.724	36.388	23.231	210.4
8	**2'12.809**	34.764	38.654	36.247	23.144	207.5
9	**2'13.331**	35.041	38.984	36.095	23.211	209.5
10	**2'14.264**	35.530	39.299	36.308	23.127	206.6
11	**2'13.538**	35.271	38.817	36.148	23.302	209.6
12	**2'14.777**	35.514	39.307	36.370	23.586	209.2
13	**2'12.905**	34.789	38.806	36.155	23.155	206.6
14	**2'13.144**	35.173	38.934	35.980	23.057	208.5

6th 44 Kevin ORGIS — Red Bull MotoGP Roo GER

Runs=1 Total laps=14 Full laps=13

Lap	Lap Time	T1	T2	T3	T4	Speed
1	2'21.574	42.693	39.307	36.366	23.208	168.8
2	**2'13.361**	34.977	38.792	36.356	23.236	208.1
3	**2'12.838**	34.905	38.659	36.300	22.974	210.4
4	**2'13.427**	35.104	38.833	36.341	23.149	213.7
5	**2'13.665**	35.164	38.778	36.437	23.286	208.3

Fastest Lap:	Can ÖNCÜ	Red Bull MotoGP Roo	TUR	**2'12.624**	34.814	38.217	36.403	23.190

DORNA DATA PROCESSING ,TIMING SERVICE DORNA DATA PROCESSING TIMING SERVICE DORNA DATA PROCESSING TIMING SERVICE DORNA DATA PROCESSING TIMING SERVICE DORNA DATA PROCESSING TIMING SERVICE DORNA DATA PROCESSING TIMING SERVICE DORNA DATA PROCESSING TIMING SERVICE DORNA DATA PROCCEESSS

Brno, Saturday, August 05, 2017

Lap	Lap Time	T1	T2	T3	T4	Speed
6	2'13.342	34.982	38.943	36.345	23.072	209.2
7	2'13.663	35.173	38.791	36.433	23.266	206.2
8	2'13.717	34.978	38.779	36.592	23.368	207.5
9	2'14.129	35.251	38.900	36.686	23.292	204.4
10	2'13.685	35.228	38.783	36.495	23.179	203.3
11	2'13.513	35.233	38.643	36.394	23.243	204.5
12	2'13.699	35.053	38.627	36.568	23.451	202.6
13	2'13.329	35.097	38.542	36.413	23.277	204.0
14	2'13.886	35.282	38.742	36.351	23.511	204.5

7th 13 Walid SOPPE

Red Bull MotoGP Roo NED

Runs=1 Total laps=14 Full laps=13

1	2'21.159	42.222	39.361	36.272	23.304	165.4
2	2'13.683	35.297	38.720	36.296	23.370	207.5
3	2'13.337	34.987	38.926	36.250	23.174	204.8
4	2'13.115	34.917	38.876	36.198	23.124	208.9
5	2'13.369	34.972	38.751	36.282	23.364	211.9
6	2'13.361	34.928	39.016	36.168	23.249	208.1
7	2'13.342	35.017	38.775	36.296	23.254	206.6
8	2'12.806	34.839	38.590	36.227	23.150	209.9
9	2'13.105	34.955	38.798	36.103	23.249	210.3
10	2'14.300	35.647	39.123	36.381	23.149	207.4
11	2'13.819	35.513	38.807	36.230	23.269	207.1
12	2'14.477	35.243	39.195	36.367	23.672	205.0
13	2'14.782	35.146	38.929	36.912	23.795	202.8
14	2'16.137	35.806	39.298	36.929	24.104	200.0

8th 83 Meikon KAWAKAMI

Red Bull MotoGP Roo BRA

Runs=1 Total laps=14 Full laps=13

1	2'21.487	42.042	39.400	36.632	23.413	159.1
2	2'14.864	35.248	38.919	37.341	23.356	202.4
3	2'13.772	35.409	38.702	36.407	23.254	206.0
4	2'13.212	35.009	38.513	36.391	23.299	210.5
5	2'13.563	35.314	38.611	36.248	23.390	202.8
6	2'13.119	35.059	38.436	36.256	23.368	202.9
7	2'13.546	35.296	38.597	36.362	23.291	200.1
8	2'13.549	34.966	38.741	36.474	23.368	203.2
9	2'14.084	35.170	38.826	36.595	23.493	203.9
10	2'13.561	35.071	38.626	36.447	23.417	201.7
11	2'13.179	35.070	38.537	36.264	23.308	201.4
12	2'14.021	35.039	38.465	36.260	24.257	200.8
13	2'14.616	35.312	38.910	36.697	23.697	200.6
14	2'16.211	35.787	39.162	36.945	24.317	198.9

9th 52 Deniz ÖNCÜ

Red Bull MotoGP Roo TUR

Runs=1 Total laps=14 Full laps=13

1	2'21.096	41.931	39.263	36.599	23.303	158.7
2	2'14.656	35.608	39.323	36.460	23.265	206.8
3	2'13.567	35.034	39.112	36.226	23.195	207.2
4	2'13.361	34.957	38.855	36.313	23.236	208.6
5	2'13.441	35.011	38.825	36.403	23.202	206.2
6	2'13.438	34.960	39.028	36.258	23.192	206.9
7	2'13.376	34.876	38.884	36.401	23.215	207.0
8	2'13.875	34.941	39.261	36.409	23.264	208.4
9	2'14.827	35.182	39.389	36.760	23.496	207.0
10	2'14.007	35.025	39.192	36.534	23.256	208.2
11	2'14.472	35.236	39.260	36.627	23.349	207.4
12	2'15.020	35.410	39.170	36.759	23.681	203.7
13	2'15.257	35.378	39.409	36.825	23.645	202.7
14	2'15.094	35.568	39.366	36.613	23.547	202.9

10th 28 Adrian CARRASCO

Red Bull MotoGP Roo SPA

Runs=1 Total laps=14 Full laps=13

1	2'21.847	42.506	39.403	36.644	23.294	168.0
2	2'14.247	35.629	38.934	36.387	23.297	204.5
3	2'13.936	35.442	38.742	36.443	23.309	204.6
4	2'13.684	35.264	38.676	36.409	23.335	207.2
5	2'13.955	35.163	38.701	36.514	23.577	205.4
6	2'13.813	35.442	38.568	36.606	23.197	201.1
7	2'13.988	35.295	38.917	36.533	23.243	202.5
8	2'13.980	35.476	38.859	36.364	23.281	201.9
9	2'14.302	35.370	39.113	36.459	23.360	205.5
10	2'14.529	35.481	39.095	36.613	23.340	206.5
11	2'14.108	35.527	38.929	36.396	23.256	200.8
12	2'14.655	35.406	39.051	36.681	23.517	202.0
13	2'14.542	35.318	38.950	36.737	23.537	204.7
14	2'14.102	35.617	38.822	36.305	23.358	200.1

11th 43 Steward GARCIA

Red Bull MotoGP Roo COL

Runs=1 Total laps=14 Full laps=13

1	2'21.985	42.815	39.539	36.372	23.259	164.7
2	2'14.151	35.309	38.925	36.411	23.506	206.5
3	2'13.739	35.231	38.749	36.401	23.358	205.7
4	2'13.970	35.428	38.819	36.401	23.322	204.8
5	2'13.793	35.219	38.690	36.438	23.446	206.7
6	2'13.719	35.164	38.634	36.597	23.324	202.0
7	2'14.063	35.252	38.862	36.560	23.389	201.3
8	2'13.909	35.363	38.643	36.455	23.448	201.5
9	2'14.254	35.288	39.000	36.547	23.419	201.7
10	2'14.748	35.725	39.148	36.626	23.249	201.8
11	2'13.952	35.276	38.749	36.458	23.469	203.7
12	2'14.642	35.358	38.975	36.634	23.675	200.4
13	2'14.702	35.540	38.935	36.783	23.444	200.7
14	2'14.155	35.347	38.795	36.414	23.599	202.2

12th 69 Rory SKINNER

Red Bull MotoGP Roo GBR

Runs=1 Total laps=14 Full laps=13

1	2'23.118	42.821	40.031	36.737	23.529	162.1
2	2'14.390	35.542	38.786	36.578	23.484	202.9
3	2'13.722	35.207	38.705	36.399	23.411	204.9
4	2'13.484	34.983	38.803	36.383	23.315	205.3
5	2'13.269	35.073	38.531	36.399	23.266	205.4
6	2'13.945	35.051	38.871	36.609	23.414	207.6
7	2'14.006	35.199	38.842	36.536	23.429	204.3
8	2'14.303	35.514	38.966	36.403	23.420	203.3
9	2'13.665	34.980	38.962	36.442	23.281	205.7
10	2'14.623	35.537	39.269	36.540	23.277	208.6
11	2'14.301	35.342	39.196	36.393	23.370	207.0
12	2'14.525	35.267	39.107	36.581	23.570	203.5
13	2'14.516	35.364	38.994	36.698	23.460	204.3
14	2'14.156	35.435	39.059	36.292	23.370	204.1

Fastest Lap:	Can ÖNCÜ	Red Bull MotoGP Roo	TUR	2'12.624	34.814	38.217	36.403	23.190

DORNA DATA PROCESSING ,TIMING SERVICE DORNA DATA PROCESSING TIMING SERVICE DORNA DATA PROCESSING TIMING SERVICE DORNA DATA PROCESSING TIMING SERVICE DORNA DATA PROCESSING TIMING SERVICE DORNA DATA PROCESSING TIMING SERVICE DORNA DATA PROCESSING TIMING SERVICE DORNA DATA PROCCEESSS

13th 24 Xavier ARTIGAS — Red Bull MotoGP Roo SPA

Runs=1 Total laps=14 Full laps=13

Lap	Lap Time	T1	T2	T3	T4	Speed
1	2'22.659	42.797	39.834	36.714	23.314	162.9
2	2'13.903	35.290	38.743	36.563	23.307	205.1
3	2'14.057	35.463	38.850	36.522	23.222	209.1
4	2'13.804	35.108	39.010	36.449	23.237	207.6
5	2'13.776	35.176	38.956	36.530	23.114	206.3
6	2'13.998	35.223	38.999	36.645	23.131	210.3
7	2'13.841	35.172	38.936	36.505	23.228	207.8
8	2'13.812	35.288	38.871	36.392	23.261	206.5
9	2'14.651	35.272	39.540	36.570	23.269	207.6
10	2'14.223	35.206	39.254	36.600	23.163	206.6
11	2'14.292	35.486	39.188	36.475	23.143	209.0
12	2'15.329	35.820	39.132	36.698	23.679	189.6
13	2'14.768	35.375	39.150	36.678	23.565	202.8
14	2'16.265	35.614	39.586	37.025	24.040	202.4

14th 11 Gabriele GIANNINI — Red Bull MotoGP Roo ITA

Runs=1 Total laps=14 Full laps=13

Lap	Lap Time	T1	T2	T3	T4	Speed
1	2'23.741	43.804	39.711	36.807	23.419	167.2
2	2'14.990	35.498	39.212	36.784	23.496	201.9
3	2'14.458	35.412	39.037	36.623	23.386	199.6
4	2'14.488	35.609	38.863	36.548	23.468	207.5
5	2'14.017	35.392	38.692	36.545	23.388	201.3
6	2'14.289	35.252	39.004	36.609	23.424	202.7
7	2'15.548	35.604	39.079	37.379	23.486	204.8
8	2'15.641	35.554	39.782	36.872	23.433	203.2
9	2'15.197	35.437	39.628	36.751	23.381	203.6
10	2'14.888	35.374	39.262	36.771	23.481	203.2
11	2'15.098	35.548	39.112	36.714	23.724	203.8
12	2'15.682	35.775	39.040	36.904	23.963	196.3
13	2'15.899	36.041	39.208	36.863	23.787	195.2
14	2'15.574	36.019	38.982	36.757	23.816	195.4

15th 21 Victor STEEMAN — Red Bull MotoGP Roo NED

Runs=1 Total laps=14 Full laps=13

Lap	Lap Time	T1	T2	T3	T4	Speed
1	2'22.618	42.620	39.873	36.592	23.533	160.3
2	2'14.598	35.486	38.825	36.826	23.461	202.3
3	2'14.236	35.353	39.037	36.471	23.375	202.8
4	2'13.951	35.238	38.807	36.427	23.479	206.4
5	2'14.047	35.309	38.637	36.684	23.417	201.7
6	2'14.650	35.433	39.008	36.666	23.543	203.3
7	2'14.980	35.588	39.058	36.717	23.617	201.1
8	2'15.627	35.742	39.267	36.883	23.735	200.7
9	2'15.894	35.864	39.298	37.142	23.590	199.6
10	2'16.148	35.941	39.500	36.970	23.737	200.2
11	2'16.118	36.291	39.713	36.635	23.479	199.5
12	2'15.860	35.618	39.286	36.922	24.034	203.2
13	2'15.504	35.832	39.068	36.894	23.710	202.7
14	2'15.317	35.950	38.975	36.720	23.672	199.0

16th 9 Sasha DE VITS — Red Bull MotoGP Roo BEL

Runs=1 Total laps=14 Full laps=13

Lap	Lap Time	T1	T2	T3	T4	Speed
1	2'22.843	42.382	39.751	37.061	23.649	165.1
2	2'14.934	35.566	39.219	36.666	23.483	206.7
3	2'14.337	35.283	39.145	36.558	23.351	207.8
4	2'14.408	35.205	39.006	36.582	23.615	207.2
5	2'14.643	35.284	39.208	36.620	23.531	203.1
6	2'14.765	35.238	39.321	36.692	23.514	204.8
7	2'15.336	35.452	39.309	36.932	23.643	204.7
8	2'15.540	35.552	39.668	36.707	23.613	202.4
9	2'15.376	35.590	39.574	36.758	23.454	203.7
10	2'14.840	35.402	39.281	36.702	23.455	203.9
11	2'15.735	35.887	39.598	36.744	23.506	205.8
12	2'15.852	35.567	39.338	36.881	24.066	203.0
13	2'15.913	36.046	39.482	36.749	23.636	201.1
14	2'15.476	35.891	39.299	36.578	23.708	204.5

17th 40 Sean KELLY — Red Bull MotoGP Roo USA

Runs=1 Total laps=14 Full laps=13

Lap	Lap Time	T1	T2	T3	T4	Speed
1	2'23.237	43.295	39.839	36.670	23.433	163.4
2	2'14.804	35.295	39.282	36.683	23.544	209.5
3	2'15.077	35.619	39.258	36.698	23.502	204.3
4	2'14.829	35.524	38.856	36.934	23.515	208.0
5	2'14.303	35.637	38.851	36.459	23.356	206.1
6	2'14.213	35.478	38.927	36.513	23.295	207.4
7	2'15.011	35.523	39.165	36.790	23.533	206.2
8	2'15.444	35.451	39.698	36.677	23.618	205.5
9	2'15.200	35.503	39.231	36.782	23.684	205.5
10	2'15.259	35.748	39.318	36.694	23.499	200.8
11	2'15.279	35.525	39.306	36.790	23.658	209.0
12	2'16.488	35.872	39.478	36.780	24.358	198.2
13	2'15.843	35.751	39.572	36.689	23.831	203.0
14	2'15.017	35.591	39.120	36.707	23.599	202.7

18th 19 Lorenzo BARTALE — Red Bull MotoGP Roo ITA

Runs=1 Total laps=14 Full laps=13

Lap	Lap Time	T1	T2	T3	T4	Speed
1	2'23.165	43.087	39.934	36.672	23.472	168.0
2	2'15.177	35.820	39.280	36.656	23.421	206.8
3	2'14.686	35.474	38.906	36.656	23.650	209.7
4	2'14.387	35.424	38.767	36.617	23.579	205.5
5	2'14.547	35.751	38.836	36.495	23.465	203.2
6	2'14.287	35.240	38.906	36.706	23.435	208.6
7	2'15.584	35.472	39.209	37.368	23.535	206.6
8	2'15.674	35.426	39.724	36.947	23.577	206.5
9	2'15.147	35.247	39.637	36.809	23.454	207.4
10	2'14.884	35.362	39.324	36.752	23.446	207.3
11	2'15.857	35.653	39.710	36.698	23.796	209.6
12	2'15.717	35.511	39.229	36.800	24.177	200.5
13	2'15.701	35.774	39.414	36.781	23.732	203.4
14	2'15.395	35.746	39.443	36.618	23.588	203.8

19th 79 Ai OGURA — Red Bull MotoGP Roo JPN

Runs=1 Total laps=14 Full laps=13

Lap	Lap Time	T1	T2	T3	T4	Speed
1	2'20.211	41.542	38.978	36.126	23.565	157.7
2	2'13.669	35.274	38.679	36.347	23.369	208.9
3	2'13.244	35.230	38.627	36.090	23.297	204.5
4	2'13.455	35.366	38.527	36.237	23.325	206.1
5	2'13.135	35.024	38.324	36.579	23.208	205.3
6	2'13.570	35.429	38.579	36.266	23.296	205.4
7	2'12.897	35.163	38.376	36.161	23.197	202.9
8	2'13.172	34.971	38.428	36.324	23.449	208.0

Fastest Lap: Can ÖNCÜ — Red Bull MotoGP Roo TUR — **2'12.624** — 34.814 — 38.217 — 36.403 — 23.190

DORNA DATA PROCESSING ,TIMING SERVICE DORNA DATA PROCESSING TIMING SERVICE DORNA DATA PROCESSING TIMING SERVICE DORNA DATA PROCESSING TIMING SERVICE DORNA DATA PROCESSING TIMING SERVICE DORNA DATA PROCESSING TIMING SERVICE DORNA DATA PROCESSING TIMING SERVICE DORNA DATA PROCCEESSS

Lap	Lap Time	T1	T2	T3	T4	Speed	Lap	Lap Time	T1	T2	T3	T4	Speed
9	**2'13.637**	35.239	38.765	36.333	23.300	203.4							
10	**2'14.330**	35.688	39.040	36.405	23.197	203.0							
11	**2'13.803**	35.416	38.795	36.179	23.413	206.9							
12	**2'53.027**	35.203	39.225	36.351	1'02.248	209.4							
13	**2'18.824**	36.834	40.369	37.524	24.097	195.0							
14	**2'18.403**	36.463	40.062	37.811	24.067	197.5							

20th 36 Beatriz NEILA

Red Bull MotoGP Roo SPA

Runs=1 Total laps=14 Full laps=13

1	2'24.733	43.635	40.136	37.291	23.671	169.6
2	**2'16.332**	35.854	39.539	37.217	23.722	202.2
3	**2'17.164**	36.152	39.443	37.455	24.114	201.1
4	**2'17.792**	36.493	39.964	37.483	23.852	200.0
5	**2'17.556**	36.549	39.855	37.338	23.814	199.0
6	**2'17.516**	36.383	39.945	37.280	23.908	200.5
7	**2'18.154**	36.556	39.980	37.631	23.987	198.9
8	**2'17.984**	36.543	40.078	37.547	23.816	198.2
9	**2'17.830**	36.397	40.014	37.593	23.826	198.7
10	**2'17.372**	36.239	39.979	37.352	23.802	200.7
11	**2'17.638**	36.389	40.057	37.275	23.917	197.8
12	**2'18.170**	36.664	39.958	37.450	24.098	197.5
13	**2'17.338**	36.454	39.869	37.288	23.727	197.1
14	**2'17.654**	36.218	39.910	37.520	24.006	198.7

21st 82 Loran FABER

Red Bull MotoGP Roo NED

Runs=1 Total laps=5 Full laps=3

1	3'21.443	1'37.497	40.708	38.464	24.774	
2	**2'21.547**	38.010	40.590	38.269	24.678	194.1
3	**2'20.874**	37.412	40.523	38.359	24.580	198.4
4	**2'21.498**	37.614	40.426	38.871	24.587	196.5
5	2'34.433 P	37.938	41.334	38.868	36.293	197.1

22nd 12 Filip SALAC

Red Bull MotoGP Roo CZE

Runs=1 Total laps=3 Full laps=1

1	2'23.290	43.497	39.850	36.578	23.365	166.8
2	**2'14.967**	35.604	39.254	36.627	23.482	207.5
3	2'30.114 P	36.636	39.869	38.508	35.101	204.5

Fastest Lap:	Can ÖNCÜ	Red Bull MotoGP Roo	TUR	**2'12.624**	34.814	38.217	36.403	23.190

DORNA DATA PROCESSING ,TIMING SERVICE DORNA DATA PROCESSING TIMING SERVICE DORNA DATA PROCESSING TIMING SERVICE DORNA DATA PROCESSING TIMING SERVICE DORNA DATA PROCESSING TIMING SERVICE DORNA DATA PROCESSING TIMING SERVICE DORNA DATA PROCESSING TIMING SERVICE DORNA DATA PROCCEESSS

Automotodrom Brno

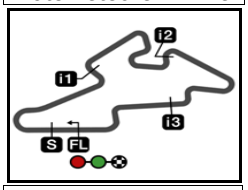

5403 m.

Results and timing service provided by TISSOT

RookiesCup

MONSTER ENERGY GRAND PRIX ČESKÉ REPUBLIKY

Race Nr.1

Analysis by Lap

26

Num Lap Time Gap

Lap 1

6	2'19.971	
81	2'20.057	0.086
65	2'20.102	0.131
79	2'20.211	0.240
39	2'20.500	0.529
14	2'20.571	0.600
52	2'21.096	1.125
13	2'21.159	1.188
83	2'21.487	1.516
44	2'21.574	1.603
28	2'21.847	1.876
43	2'21.985	2.014
21	2'22.618	2.647
24	2'22.659	2.688
9	2'22.843	2.872
69	2'23.118	3.147
19	2'23.165	3.194
40	2'23.237	3.266
12	2'23.290	3.319
11	2'23.741	3.770
36	2'24.733	4.762
82	3'21.443	1'01.472

Lap 2

6	2'13.844	
79	2'13.669	0.065
39	2'13.473	0.158
81	2'14.017	0.259
65	2'14.051	0.338
14	2'13.785	0.541
13	2'13.683	1.027
44	2'13.361	1.120
52	2'14.656	1.937
28	2'14.247	2.279
43	2'14.151	2.321
83	2'14.864	2.536
24	2'13.903	2.747
21	2'14.598	3.401
69	2'14.390	3.693
9	2'14.934	3.962
40	2'14.804	4.226
12	2'14.967	4.442
19	2'15.177	4.527
11	2'14.990	4.916
36	2'16.332	7.250
82	2'21.547	1'09.175

Lap 3

65	2'12.624	
79	2'13.244	0.347
81	2'13.326	0.623
14	2'13.095	0.674
39	2'13.547	0.743
6	2'13.854	0.892
44	2'12.838	0.996
13	2'13.337	1.402
52	2'13.567	2.542
43	2'13.739	3.098
28	2'13.936	3.253
83	2'13.772	3.346
24	2'14.057	3.842
69	2'13.722	4.453
21	2'14.236	4.675
9	2'14.337	5.337
19	2'14.686	6.251
40	2'15.077	6.341
11	2'14.458	6.412
36	2'17.164	11.452
12	2'30.114	21.594
82	2'20.874	1'17.087

Lap 4

65	2'13.355	
81	2'13.113	0.381
79	2'13.455	0.447
39	2'13.151	0.539
6	2'13.175	0.712
14	2'13.503	0.822
44	2'13.427	1.068
13	2'13.115	1.162
52	2'13.361	2.548
83	2'13.212	3.203
28	2'13.684	3.582
43	2'13.970	3.713
24	2'13.804	4.291
69	2'13.484	4.582
21	2'13.951	5.271
9	2'14.408	6.390
19	2'14.387	7.283
11	2'14.488	7.545
40	2'14.829	7.815
36	2'17.792	15.889
82	2'21.498	1'25.230

Lap 5

79	2'13.135	
65	2'13.649	0.067
81	2'13.493	0.292
39	2'13.459	0.416
6	2'13.435	0.565
14	2'13.395	0.635
13	2'13.369	0.949
44	2'13.665	1.151
52	2'13.441	2.407
83	2'13.563	3.184
43	2'13.793	3.924
28	2'13.955	3.955
69	2'13.269	4.269
24	2'13.776	4.485
21	2'14.047	5.736
9	2'14.643	7.451
11	2'14.017	7.980
19	2'14.547	8.248
40	2'14.303	8.536
36	2'17.556	19.863
82	2'34.433	1'46.081

Lap 6

65	2'13.059	
79	2'13.570	0.444
81	2'13.367	0.533
39	2'13.251	0.541
14	2'13.192	0.701
6	2'13.365	0.804
13	2'13.361	1.184
44	2'13.342	1.367
52	2'13.438	2.719
83	2'13.119	3.177
43	2'13.719	4.517
28	2'13.813	4.642
69	2'13.945	5.088
24	2'13.998	5.357
21	2'14.650	7.260
9	2'14.765	9.090
11	2'14.289	9.143
19	2'14.287	9.409
40	2'14.213	9.623
36	2'17.516	24.253

Lap 7

65	2'13.192	
79	2'12.897	0.149
81	2'13.044	0.385
39	2'13.085	0.434
14	2'13.037	0.546
6	2'13.593	1.205
13	2'13.342	1.334
44	2'13.663	1.838
52	2'13.376	2.903
83	2'13.546	3.531
43	2'14.063	5.388
28	2'13.988	5.438
69	2'14.006	5.902
24	2'13.841	6.006
21	2'14.980	9.048
9	2'15.336	11.234
40	2'15.011	11.442
11	2'15.548	11.499
19	2'15.584	11.801
36	2'18.154	29.215

Lap 8

79	2'13.172	
65	2'13.419	0.098
81	2'13.257	0.321
14	2'13.159	0.384
39	2'13.388	0.501
6	2'12.809	0.693
13	2'12.806	0.819
44	2'13.717	2.234
52	2'13.875	3.457
83	2'13.549	3.759
43	2'13.909	5.976
28	2'13.980	6.097
24	2'13.812	6.497
69	2'14.303	6.884
21	2'15.627	11.354
9	2'15.540	13.453
40	2'15.444	13.565
11	2'15.641	13.819
19	2'15.674	14.154
36	2'17.984	33.878

Lap 9

81	2'13.212	
65	2'13.482	0.047
79	2'13.637	0.104
14	2'13.388	0.239
39	2'13.330	0.298
13	2'13.105	0.391
6	2'13.331	0.491
44	2'14.129	2.830
83	2'14.084	4.310
52	2'14.827	4.751
43	2'14.254	6.697
28	2'14.302	6.866
69	2'13.665	7.016
24	2'14.651	7.615
21	2'15.894	13.715
40	2'15.200	15.232
9	2'15.376	15.296
11	2'15.197	15.483
19	2'15.147	15.768
36	2'17.830	38.175

Lap 10

65	2'14.117	
81	2'14.235	0.071
79	2'14.330	0.270
14	2'14.289	0.364
39	2'14.240	0.374
13	2'14.300	0.527
6	2'14.264	0.591
44	2'13.685	2.351
83	2'13.561	3.707
52	2'14.007	4.594
28	2'14.529	7.231
43	2'14.748	7.281
69	2'14.623	7.475
24	2'14.223	7.674
21	2'16.148	15.699
9	2'14.840	15.972
11	2'14.888	16.207
40	2'15.259	16.327
19	2'14.884	16.488
36	2'17.372	41.383

Lap 11

39	2'13.179	
81	2'13.640	0.158
14	2'13.367	0.178
65	2'13.810	0.257
79	2'13.803	0.520
6	2'13.538	0.576
13	2'13.819	0.793
44	2'13.513	2.311
83	2'13.179	3.333
52	2'14.472	5.513
43	2'13.952	7.680
28	2'14.108	7.786
69	2'14.301	8.223
24	2'14.292	8.413
11	2'15.098	17.752
40	2'15.279	18.053
9	2'15.735	18.154
21	2'16.118	18.264
19	2'15.857	18.792
36	2'17.638	45.468

Lap 12

65	2'13.942	
81	2'14.331	0.290
14	2'14.377	0.356
39	2'14.983	0.784
13	2'14.477	1.071
6	2'14.777	1.154
44	2'13.699	1.811
83	2'14.021	3.155
52	2'15.020	6.334
43	2'14.642	8.123
28	2'14.655	8.242
69	2'14.525	8.549
24	2'15.329	9.543
11	2'15.682	19.235
9	2'15.852	19.807
21	2'15.860	19.925
19	2'15.717	20.310
40	2'16.488	20.342
79	2'53.027	39.348
36	2'18.170	49.439

Lap 13

65	2'13.499	
81	2'13.434	0.225
14	2'13.416	0.273
39	2'13.131	0.416
6	2'12.905	0.560
44	2'13.329	1.641
13	2'14.782	2.354
83	2'14.616	4.272
52	2'15.257	8.092
28	2'14.542	9.285
43	2'14.702	9.326
69	2'14.516	9.566
24	2'14.768	10.812
11	2'15.899	21.635
21	2'15.504	21.930
9	2'15.913	22.221
19	2'15.701	22.512
40	2'15.843	22.686
79	2'18.824	44.673
36	2'17.338	53.278

Lap 14

65	2'13.385	
14	2'13.189	0.077
39	2'13.192	0.223
81	2'13.451	0.291

Lapped rider

DORNA DATA PROCESSING ,TIMING SERVICE DORNA DATA PROCESSING TIMING SERVICE DORNA DATA PROCESSING TIMING SERVICE DORNA DATA PROCESSING TIMING SERVICE DORNA DATA PROCESSING TIMING SERVICE DORNA DATA PROCESSING TIMING SERVICE DORNA DATA PROCESSING TIMING SERVICE DORNA DATA PROCCEESSS

Num	Lap Time	Gap
6	2'13.144	0.319
44	2'13.886	2.142
13	2'16.137	5.106
83	2'16.211	7.098
52	2'15.094	9.801
28	2'14.102	10.002
43	2'14.155	10.096
69	2'14.156	10.337
24	2'16.265	13.692
11	2'15.574	23.824
21	2'15.317	23.862
9	2'15.476	24.312
40	2'15.017	24.318
19	2'15.395	24.522
79	2'18.403	49.691
36	2'17.654	57.547

Lapped rider

DORNA DATA PROCESSING ,TIMING SERVICE DORNA DATA PROCESSING TIMING SERVICE DORNA DATA PROCESSING TIMING SERVICE DORNA DATA PROCESSING TIMING SERVICE DORNA DATA PROCESSING TIMING SERVICE DORNA DATA PROCESSING TIMING SERVICE DORNA DATA PROCESSING TIMING SERVICE DORNA DATA PROCCEESSS

Automotodrom Brno

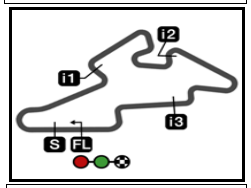

5403 m.

Results and timing service provided by TISSOT

After the **MONSTER ENERGY GRAND PRIX ČESKÉ REPUBLIKY**

RookiesCup

2017 Riders Performance

(Qualifying Position - Starting Position - Race Position)

28

	Rider	Points	SPA	SPA	NED	NED	GER	GER	CZE	CZE	AUT	AUT	RSM	ARA	ARA					
1	**ÖNCÜ Can**	**132**	8	8	1	1	1	1	3											
			8-18	8-3	1-1	1-1	1-3	1-1	3-1	-	-	-	-	-	-	-	-	-	-	-
2	**VIU Aleix**	**106**	4	4	4	4	2	2	4											
			4-5	4-1	3-3	4-2	2-15	2-2	4-4	-	-	-	-	-	-	-	-	-	-	-
3	**MASAKI Kazuki**	**101**	3	3	9	9	9	9	1											
			3-3	3-5	9-2	9-3	9-10	9-3	1-3	-	-	-	-	-	-	-	-	-	-	-
4	**MEGGLE Matthias**	**66**	18	18	11	11	8	8	9											
			18-9	18-8	11-4	11-16	8-8	8-6	8-2	-	-	-	-	-	-	-	-	-	-	-
5	**ÖNCÜ Deniz**	**55**	12	12	5	5	10	10	7											
			12-NL	12-9	4-11	5-5	10-1	10-NC	7-9	-	-	-	-	-	-	-	-	-	-	-
6	**YAMANAKA Ryusei**	**55**	5	5	12	12	15	15	5											
			5-NL	5-6	12-10	12-6	15-9	15-5	5-5	-	-	-	-	-	-	-	-	-	-	-
7	**ORGIS Kevin**	**50**	21	21	3	3	6	6	23											
			21-12	21-NC	2-8	3-14	6-2	6-10	22-6	-	-	-	-	-	-	-	-	-	-	-
8	**BONOLI Omar**	**50**	6	6	6	6	3	3												
			6-6	6-7	6-7	6-7	3-19	3-4	-NS	-	-	-	-	-	-	-	-	-	-	-
9	**SKINNER Rory**	**48**	9	9	2	2	12	12	14											
			9-1	9-NC	5-5	2-9	12-17	12-15	13-12	-	-	-	-	-	-	-	-	-	-	-
10	**GARCIA Steward**	**45**	15	15	18	18	13	13	16											
			15-8	15-NC	18-15	18-4	13-5	13-9	15-11	-	-	-	-	-	-	-	-	-	-	-
11	**KAWAKAMI Meikon**	**38**	16	16	8	8	14	14	6											
			16-10	16-11	8-9	8-NC	14-6	14-14	6-8	-	-	-	-	-	-	-	-	-	-	-
12	**CARRASCO Adrian**	**34**	13	13	17	17	4	4	19											
			13-NL	13-10	17-DS	17-NC	4-4	4-7	18-10	-	-	-	-	-	-	-	-	-	-	-

NC=Not classified **NL=Not finished first lap** **NP=Not started race re-start** **N2=Not finished first lap race re-start** **EX=Excluded** **NS=Not Started** **DS=Disqualified**

DORNA DATA PROCESSING ,TIMING SERVICE DORNA DATA PROCESSING TIMING SERVICE DORNA DATA PROCESSING TIMING SERVICE DORNA DATA PROCESSING TIMING SERVICE DORNA DATA PROCESSING TIMING SERVICE DORNA DATA PROCESSING TIMING SERVICE DORNA DATA PROCESSING TIMING SERVICE DORNA DATA PROCCEESSS

Brno, Saturday, August 05, 2017

	Rider	Points	SPA	SPA	NED	NED	GER	GER	CZE	CZE	AUT	AUT	RSM	ARA	ARA					
13	**OGURA Ai**	**33**	1	1					2											
			1-2	1-4	-	-	-	-	2-19	-	-	-	-	-	-	-	-	-	-	-
14	**SALAC Filip**	**33**	2	2					18											
			2-4	2-2	-	-	-	-	17-NC	-	-	-	-	-	-	-	-	-	-	-
15	**SOPPE Walid**	**31**	11	11	7	7	7	7	13											
			11-NC	11-NC	7-6	7-18	7-12	7-8	12-7	-	-	-	-	-	-	-	-	-	-	-
16	**ARTIGAS Xavier**	**25**	17	17	14	14	16	16	0											
			17-11	17-17	14-18	14-11	16-7	16-13	9-13	-	-	-	-	-	-	-	-	-	-	-
17	**DE VITS Sasha**	**15**	22	22	19	19	18	18	12											
			22-13	22-15	19-16	19-8	17-13	18-17	11-16	-	-	-	-	-	-	-	-	-	-	-
18	**STEEMAN Victor**	**14**	7	7	16	16	17	17	11											
			7-NL	7-12	16-17	16-12	22-23	17-11	10-15	-	-	-	-	-	-	-	-	-	-	-
19	**PAAVILAINEN Peetu**	**13**			10	10	5	5												
			-	-	10-12	10-NC	5-11	5-12	-	-	-	-	-	-	-	-	-	-	-	-
20	**JONES Dan**	**11**	23	23	15	15	11	11												
			23-17	23-16	15-13	15-10	11-14	11-NC	-	-	-	-	-	-	-	-	-	-	-	-
21	**KELLY Sean**	**9**	14	14	22	22	21	21	20											
			14-7	14-NC	22-NC	22-17	19-21	21-20	19-17	-	-	-	-	-	-	-	-	-	-	-
22	**GIANNINI Gabriele**	**8**	10	10	21	21	19	19	21											
			10-14	10-13	21-19	21-15	23-16	19-18	20-14	-	-	-	-	-	-	-	-	-	-	-
23	**FABER Loran**	**5**	19	19	13	13	20	20	15											
			19-16	19-18	13-14	13-13	18-18	20-16	23-NC	-	-	-	-	-	-	-	-	-	-	-
24	**BARTALESI Lorenzo**	**3**	20	20	20	20	22	22	17											
			20-15	20-14	20-20	20-NC	20-20	22-19	16-18	-	-	-	-	-	-	-	-	-	-	-
25	**NEILA Beatriz**	**0**			23	23	23	23	22											
			-	-	23-NC	23-19	21-22	23-21	21-20	-	-	-	-	-	-	-	-	-	-	-

NC=Not classified **NL=Not finished first lap** **NP=Not started race re-start** **N2=Not finished first lap race re-start** **EX=Excluded** **NS=Not Started** **DS=Disqualified**

DORNA DATA PROCESSING ,TIMING SERVICE DORNA DATA PROCESSING TIMING SERVICE DORNA DATA PROCESSING TIMING SERVICE DORNA DATA PROCESSING TIMING SERVICE DORNA DATA PROCESSING TIMING SERVICE DORNA DATA PROCESSING TIMING SERVICE DORNA DATA PROCESSING TIMING SERVICE DORNA DATA PROCCEESSS

Automotodrom Brno

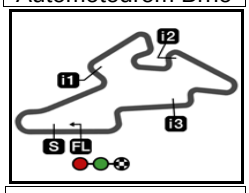

5403 m.

Results and timing service provided by TISSOT

RookiesCup

MONSTER ENERGY GRAND PRIX ČESKÉ REPUBLIKY

Official Starting Grid

Race : 14 laps = 75.642 km

1	**1** 2'11.831 **39 Kazuki MASAKI** KTM	**2** 2'11.938 **79 Ai OGURA** KTM	**3** 2'12.439 **65 Can ÖNCÜ** KTM
2	**4** 2'12.447 **81 Aleix VIU** KTM	**5** 2'12.792 **6 Ryusei YAMANAKA** KTM	**6** 2'12.828 **83 Meikon KAWAKAMI** KTM
3	**7** 2'13.103 **52 Deniz ÖNCÜ** KTM	**8** 2'13.295 **14 Matthias MEGGLE** KTM	**9** 2'13.732 **24 Xavier ARTIGAS** KTM
4	**10** 2'13.835 **21 Victor STEEMAN** KTM	**11** 2'13.883 **9 Sasha DE VITS** KTM	**12** 2'14.092 **13 Walid SOPPE** KTM
5	**13** 2'14.123 **69 Rory SKINNER** KTM	**14** 2'14.262 **82 Loran FABER** KTM	**15** 2'14.387 **43 Steward GARCIA** KTM
6	**16** 2'14.634 **19 Lorenzo BARTALESI** KTM	**17** 2'14.708 **12 Filip SALAC** KTM	**18** 2'14.748 **28 Adrian CARRASCO** KTM
7	**19** 2'14.850 **40 Sean KELLY** KTM	**20** 2'15.704 **11 Gabriele GIANNINI** KTM	**21** 2'15.796 **36 Beatriz NEILA** KTM
8	**22** 2'16.737 **44 Kevin ORGIS** KTM		

The results are provisional until the end of the limit for protest and appeals and until the ratification of the Event Management Committee.

Time limit for protest expires 60' at the latest after publication of the results - Mr. ..... Time: .....

DORNA DATA PROCESSING TIMING SERVICE DORNA DATA PROCESSING TIMING SERVICE DORNA DATA PROCESSING TIMING SERVICE DORNA DATA PROCESSING TIMING SERVICE DORNA DATA PROCESSING TIMING SERVICE DORNA DATA PROCESSING TIMING SERVICE DORNA DATA PROCESSING TIMING SERVICE DORNA DATA PROCCEESSS

Brno, Saturday, August 05, 2017

Automotodrom Brno

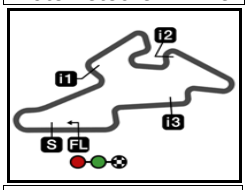

5403 m.

Results and timing service provided by TISSOT

RookiesCup

MONSTER ENERGY GRAND PRIX ČESKÉ REPUBLIKY

Race Nr.1

Top Speed & Average

	Rider	Nation	Motorcycle	Top 5 speeds					Average	Top
44	**Kevin ORGIS**	**GER**	KTM	213.7	210.4	209.2	208.3	208.1	209.9	**213.7**
14	**Matthias MEGGLE**	**GER**	KTM	212.7	211.2	211.1	210.6	207.4	210.6	**212.7**
13	**Walid SOPPE**	**NED**	KTM	211.9	210.3	209.9	208.9	208.1	209.8	**211.9**
39	**Kazuki MASAKI**	**JPN**	KTM	211.2	210.4	209.6	209.3	208.2	209.7	**211.2**
6	**Ryusei YAMANAKA**	**JPN**	KTM	211.2	210.4	210.3	209.6	209.5	210.2	**211.2**
83	**Meikon KAWAKAMI**	**BRA**	KTM	210.5	206.0	203.9	203.2	202.9	205.3	**210.5**
24	**Xavier ARTIGAS**	**SPA**	KTM	210.3	209.1	209.0	207.8	207.6	208.6	**210.3**
65	**Can ÖNCÜ**	**TUR**	KTM	210.2	207.5	207.3	207.2	205.4	207.5	**210.2**
19	**Lorenzo BARTALESI**	**ITA**	KTM	209.7	209.6	208.6	207.4	207.3	208.5	**209.7**
40	**Sean KELLY**	**USA**	KTM	209.5	209.0	208.0	207.4	206.2	208.0	**209.5**
79	**Ai OGURA**	**JPN**	KTM	209.4	208.9	208.0	206.9	206.1	207.9	**209.4**
52	**Deniz ÖNCÜ**	**TUR**	KTM	208.6	208.4	208.2	207.4	207.2	208.0	**208.6**
69	**Rory SKINNER**	**GBR**	KTM	208.6	207.6	207.0	205.7	205.4	206.9	**208.6**
81	**Aleix VIU**	**SPA**	KTM	207.9	207.0	206.7	206.6	206.1	206.9	**207.9**
9	**Sasha DE VITS**	**BEL**	KTM	207.8	207.2	206.7	205.8	204.8	206.5	**207.8**
11	**Gabriele GIANNINI**	**ITA**	KTM	207.5	204.8	203.8	203.6	203.2	204.4	**207.5**
12	**Filip SALAC**	**CZE**	KTM	207.5	204.5	166.8			192.9	**207.5**
28	**Adrian CARRASCO**	**SPA**	KTM	207.2	206.5	205.5	205.4	204.7	205.9	**207.2**
43	**Steward GARCIA**	**COL**	KTM	206.7	206.5	205.7	204.8	203.7	205.5	**206.7**
21	**Victor STEEMAN**	**NED**	KTM	206.4	203.3	203.2	202.8	202.7	203.7	**206.4**
36	**Beatriz NEILA**	**SPA**	KTM	202.2	201.1	200.7	200.5	200.0	200.9	**202.2**
82	**Loran FABER**	**NED**	KTM	198.4	197.1	196.5	194.1		196.5	**198.4**

DORNA DATA PROCESSING ,TIMING SERVICE DORNA DATA PROCESSING TIMING SERVICE DORNA DATA PROCESSING TIMING SERVICE DORNA DATA PROCESSING TIMING SERVICE DORNA DATA PROCESSING TIMING SERVICE DORNA DATA PROCESSING TIMING SERVICE DORNA DATA PROCESSING TIMING SERVICE DORNA DATA PROCCEESSS

Brno, Saturday, August 05, 2017

Automotodrom Brno

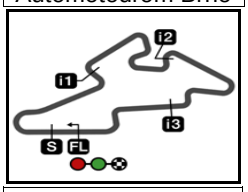

5403 m.

Results and timing service provided by TISSOT

RookiesCup

MONSTER ENERGY GRAND PRIX ČESKÉ REPUBLIKY

Race Nr.1

Fastest Laps Sequence

Lap	Race Time		Rider	Nation	Motorcycle	Time	Km/h	Riders's Lap
2	**4'33.815**	6	**Ryusei YAMANAKA**	JPN	KTM	**2'13.844**	145.3	2
2	**4'33.880**	79	**Ai OGURA**	JPN	KTM	**2'13.669**	145.5	2
2	**4'33.973**	39	**Kazuki MASAKI**	JPN	KTM	**2'13.473**	145.7	2
2	**4'34.935**	44	**Kevin ORGIS**	GER	KTM	**2'13.361**	145.8	2
3	**6'46.777**	65	**Can ÖNCÜ**	TUR	KTM	**2'12.624**	146.6	3

DORNA DATA PROCESSING TIMING SERVICE DORNA DATA PROCESSING TIMING SERVICE DORNA DATA PROCESSING TIMING SERVICE DORNA DATA PROCESSING TIMING SERVICE DORNA DATA PROCESSING TIMING SERVICE DORNA DATA PROCESSING TIMING SERVICE DORNA DATA PROCESSING TIMING SERVICE DORNA DATA PROCESSING TIMING SERVICE DORNA DATA PROCCEESSS

Brno, Saturday, August 05, 2017