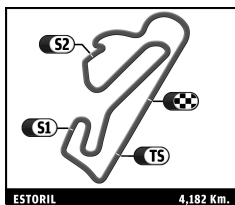




Circuito do Estoril / 22-23 July 2017

DORNA



MOTO3 FIM CEV REPSOL CIRCUITO DO ESTORIL RACE ((17 laps, 71,1 km.))

Provisional Classification

Rider	Nat	Team	Bike	Tyres	Cl.	Laps	Total Time	Gap	Kph	Best Lap		
										Lap	Time Kph	
1	71	Dennis Foggia	ITA JUNIOR TEAM VR46 RIDERS ACADEMY	KTM	M3	17	30:23.649	-	140.3	5	1:46.641	141.2
2	31	Kazuki Masaki	JPN ASIA TALENT TEAM	HONDA	M3	17	30:23.796	+0.147	140.3	8	1:46.353	141.6
3	32	Ai Ogura	JPN ASIA TALENT TEAM	HONDA	M3	17	30:25.143	+1.494	140.2	5	1:46.471	141.4
4	5	Jaume Masia	SPA CUNA DE CAMPEONES	KTM	M3	17	30:26.585	+2.936	140.1	5	1:46.481	141.4
5	55	Yari Montella	ITA SIC58 SQUADRA CORSE	HONDA	M3	17	30:48.306	+24.657	138.5	8	1:47.684	139.8
6	20	José Julián García	SPA FAU55 RACING	KTM	M3	17	30:48.372	+24.723	138.5	3	1:47.639	139.9
7	86	Charlie Andrew Nesbitt	GBR JUNIOR TEAM ESTRELLA GALICIA 0,0	HONDA	M3	17	30:53.547	+29.898	138.1	5	1:47.630	139.9
8	14	Sergio García	SPA JUNIOR TEAM ESTRELLA GALICIA 0,0	HONDA	M3	17	31:00.154	+36.505	137.6	10	1:47.471	140.1
9	81	Aleix Viu	SPA 42MOTORSPORT	KTM	M3	17	31:01.226	+37.577	137.5	3	1:48.351	138.9
10	9	Kasma Daniel Kasmayudin	MAL PETRONAS SPRINTA RACING	HONDA	M3	17	31:01.746	+38.097	137.5	5	1:48.110	139.3
11	27	Mattia Casadei	ITA SIC58 SQUADRA CORSE	HONDA	M3	17	31:01.781	+38.132	137.5	2	1:48.153	139.2
12	82	Stefano Nepa	ITA LEOPARD JUNIOR TEAM	HONDA	M3	17	31:01.964	+38.315	137.5	3	1:47.754	139.7
13	28	Loran Faber	NED DUTCH RACING TEAM	HONDA	M3	17	31:02.597	+38.948	137.4	9	1:48.172	139.2
14	17	Riccardo Rossi	ITA JHK T-SHIRT	HUSQVARNA	M3	17	31:02.884	+39.235	137.4	4	1:48.138	139.2
15	99	Angel Lorente	SPA CUNA DE CAMPEONES	MIR RACING	M3	17	31:03.039	+39.390	137.4	8	1:48.166	139.2
16	50	Jason Dupasquier	SWI CARXPERT INTERWETTEN JUNIOR MOTO3	KTM	M3	17	31:03.369	+39.720	137.4	5	1:47.593	139.9
17	16	Alex Ruiz	SPA MRW-MAHINDRA-ASPAR TEAM	MAHINDRA	M3	17	31:04.109	+40.460	137.3	8	1:48.319	139.0
18	65	Josh Owens	GBR PROMORACING	KALEX	M3	17	31:21.693	+58.044	136.0	8	1:49.220	137.8
19	19	Rufino Florido	SPA MAHINDRA LAGLISSE TEAM	MAHINDRA	M3	17	31:34.173	+1:10.524	135.1	5	1:49.017	138.1
20	18	Ryan Van De Lagemaat	NED LAGEMAAT RACING	KTM	M3	17	31:56.832	+1:33.183	133.5	16	1:51.579	134.9
21	29	Lyvann Luchel	FRA LARRESPORT	MAHINDRA	M3	17	32:03.221	+1:39.572	133.1	16	1:51.554	135.0
22	24	Chandler Cooper	AUS PROMORACING	KTM	M3	17	32:16.787	+1:53.138	132.1	9	1:52.779	133.5
23	2	Heng Su	CHN PROMORACING	KTM	M3	16	31:01.895	1 Lap	129.4	2	1:55.249	130.6

Not classified:

47	Aaron Polanco	SPA LEOPARD JUNIOR TEAM	HONDA	M3	16	28:37.504				14	1:46.516	141.3
88	Brunopalazzese Ieraci	ITA TM RACING FACTORY TEAM	TM RACING	M3	16	29:12.354				3	1:47.980	139.4
13	Celestino Vietti Ramus	ITA JUNIOR TEAM VR46 RIDERS ACADEMY	KTM	M3	10	18:04.363				5	1:47.435	140.1
8	Gabriel Martínez-Abrego	MEX MOTOMEX TEAM MOTO3	KTM	M3	10	18:16.743				6	1:48.153	139.2
64	Alessandro Delbianco	ITA MAX RACING TEAM MAHINDRA	MAHINDRA	M3	10	18:18.317				2	1:48.661	138.6
4	Matthias Meggle	GER DYNAVOLT INTACT GP JUNIOR TEAM	KTM	M3	9	16:30.247				9	1:48.328	139.0
63	Vicente Perez	SPA REALE AVINTIA ACADEMY	KTM	M3	7	12:56.083				5	1:47.857	139.6
33	Yuki Kunii	JPN ASIA TALENT TEAM	HONDA	M3	5	8:59.992				5	1:46.625	141.2
48	Andrea Cavaliere	ITA JHK T-SHIRT	HUSQVARNA	M3	5	9:13.161				5	1:48.346	139.0
23	Raúl Fernández	SPA MRW-MAHINDRA-ASPAR TEAM	MAHINDRA	M3	4	8:14.922				3	1:47.073	140.6
76	Makar Yurchenko	KAZ REALE AVINTIA ACADEMY	KTM	M3	4	10:18.509				3	1:48.436	138.8
11	Daniel Jones	GBR RACING STEPS FOUNDATION/KRP	KTM	M3	3	5:31.108				2	1:47.688	139.8
21	Alonso López	SPA JUNIOR TEAM ESTRELLA GALICIA 0,0	HONDA	M3	2	3:39.840				2	1:47.285	140.3
52	Jeremy Alcoba	SPA JUNIOR TEAM ESTRELLA GALICIA 0,0	HONDA	M3	1	1:53.227						
25	Andy Verdoña	FRA CARXPERT INTERWETTEN JUNIOR MOTO3	KTM	M3	1	2:00.991						
34	Andi Farid	INA ASTRA HONDA RACING TEAM	HONDA	M3								
42	Filippo Fuligni	ITA 42MOTORSPORT	KTM	M3								
67	Gerard Riu	SPA MAHINDRA LAGLISSE TEAM	MAHINDRA	M3								
77	Lorenzo Petrarca	ITA JHK T-SHIRT	HUSQVARNA	M3								

Pole Position

Fernández, Raúl

1:45.976

Fastest Lap

Lap 8

Kazuki Masaki

1:46.353

141.6 Kph

Published at:

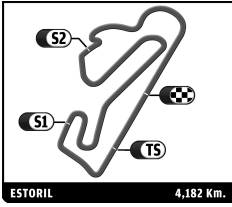
Track Status: **DRY**

Race Director:	Timekeeper:
----------------	-------------





Circuito do Estoril / 22-23 July 2017



MOTO3 FIM CEV REPSOL CIRCUITO DO ESTORIL RACE

Lap Chart

LAP

Nr	Pos	Grid	LAP																
			1	2	3	4	5	6	7	8	9	10	11	12	13	14	15	16	17
23	1	23	32	71	71	71	71	71	71	71	71	71	5	71	71	71	71	71	71
47	2	47	71	32	47	47	47	47	47	32	47	47	71	31	31	31	31	31	31
32	3	32	47	47	32	31	32	32	47	32	31	31	31	5	5	5	5	47	32
63	4	63	23	33	33	32	31	31	5	31	5	5	32	32	32	47	32	32	5
33	5	33	33	31	31	33	33	5	31	5	32	32	47	47	47	32	47	5	55
5	6	5	21	21	5	5	5	13	13	13	13	13	55	55	55	20	20	55	20
71	7	71	5	5	23	55	13	20	55	55	55	55	20	20	20	55	55	20	86
31	8	31	31	23	55	13	55	55	20	20	20	20	86	86	86	86	86	86	14
14	9	14	14	55	20	20	20	86	86	86	86	86	81	9	9	14	14	14	81
21	10	21	52	20	13	86	86	81	27	88	81	81	27	27	88	9	9	88	9
76	11	76	63	13	76	27	27	9	88	81	88	8	9	81	81	81	88	81	27
52	12	52	76	76	27	81	81	27	9	9	27	27	88	88	14	88	81	27	82
86	13	86	55	27	11	17	9	88	81	27	17	9	82	14	27	27	27	9	28
13	14	13	20	11	86	9	17	17	17	17	8	17	99	82	82	82	82	82	17
34	15	34	13	86	82	88	88	64	64	64	9	88	14	99	17	17	17	17	99
27	16	27	27	82	81	64	64	8	8	50	64	82	17	17	99	16	99	28	50
55	17	55	81	81	17	8	8	50	50	8	99	99	28	28	16	99	28	99	16
77	18	77	9	9	9	48	48	99	99	99	82	64	16	16	28	28	16	50	65
20	19	20	11	17	88	19	50	82	82	82	50	28	50	50	50	50	50	16	19
11	20	11	86	64	64	99	19	28	28	28	28	50	19	19	19	65	65	65	18
67	21	67	82	88	8	50	99	16	16	16	16	14	65	65	65	19	19	19	29
81	22	81	17	19	48	28	28	19	4	4	4	16	18	18	18	18	18	18	24
8	23	8	19	48	19	4	82	4	19	19	14	19	29	29	29	29	29	29	29
82	24	82	48	28	99	16	16	65	63	14	19	65	24	24	24	24	24	24	24
64	25	64	64	99	28	82	4	63	14	65	65	18	2	2	2	2	2	2	2
25	26	25	88	8	50	65	65	14	65	18	18	29							
28	27	28	28	50	4	14	14	18	18	29	29	24							
9	28	9	99	4	16	63	63	29	29	24	24	2							
50	29	50	8	16	65	29	29	24	24	2	2								
17	30	17	65	65	14	18	18	2	2										
48	31	48	50	18	63	24	24												
19	32	19	4	29	29	2	2												
88	33	88	16	14	18	23													
16	34	16	25	63	24	76													
99	35	99	18	24	2														
4	36	4	29	2															
42	37	42	24																
65	38	65	2																
24	39	24																	
29	40	29																	
18	41	18																	
2	42	2																	





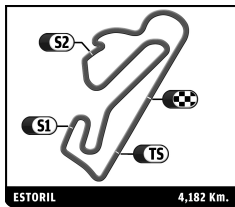
Moto3 JUNIOR
WORLD CHAMPIONSHIP

Moto2
EUROPEAN CHAMPIONSHIP

EUROPEAN
Talent CUP

Circuito do Estoril / 22-23 July 2017

DORNA



MOTO3

FIM CEV REPSOL CIRCUITO DO ESTORIL After RACE

Event maximum speed

Rider	Team	Bike	Class	T. Speed	Lap	Session
71 Dennis Foggia	JUNIOR TEAM VR46 RIDERS ACADEMY	KTM	M3	242.1	2	Qualifying practice 1
14 Sergio García	JUNIOR TEAM ESTRELLA GALICIA 0,0	HONDA	M3	237.9	14	Qualifying practice 1
33 Yuki Kunii	ASIA TALENT TEAM	HONDA	M3	237.9	5	Qualifying practice 1
13 Celestino Vietti Ramus	JUNIOR TEAM VR46 RIDERS ACADEMY	KTM	M3	237.4	6	Qualifying practice 2
31 Kazuki Masaki	ASIA TALENT TEAM	HONDA	M3	237.4	3	Qualifying practice 1
5 Jaime Masia	CUNA DE CAMPEONES	KTM	M3	237.4	6	Warm Up
21 Alonso López	JUNIOR TEAM ESTRELLA GALICIA 0,0	HONDA	M3	236.9	2	RACE
32 Ai Ogura	ASIA TALENT TEAM	HONDA	M3	236.9	14	Qualifying practice 2
76 Makar Yurchenko	REALE AVINTIA ACADEMY	KTM	M3	236.9	5	Warm Up
55 Yari Montella	SIC58 SQUADRA CORSE	HONDA	M3	236.4	16	Qualifying practice 1
47 Aaron Polanco	LEOPARD JUNIOR TEAM	HONDA	M3	235.9	17	RACE
52 Jeremy Alcoba	JUNIOR TEAM ESTRELLA GALICIA 0,0	HONDA	M3	235.9	13	Qualifying practice 2
34 Andi Farid	ASTRA HONDA RACING TEAM	HONDA	M3	235.4	2	Qualifying practice 1
50 Jason Dupasquier	CARXPRT INTERWETTEN JUNIOR MOTO3	KTM	M3	235.4	8	Qualifying practice 2
63 Vicente Perez	REALE AVINTIA ACADEMY	KTM	M3	235.4	6	Qualifying practice 2
81 Aleix Viu	42MOTORSPORT	KTM	M3	235.4	16	RACE
11 Daniel Jones	RACING STEPS FOUNDATION/KRP	KTM	M3	234.9	10	Qualifying practice 2
86 Charlie Andrew Nesbitt	JUNIOR TEAM ESTRELLA GALICIA 0,0	HONDA	M3	234.9	10	Qualifying practice 1
82 Stefano Nepa	LEOPARD JUNIOR TEAM	HONDA	M3	234.4	8	RACE
77 Lorenzo Petrarca	JHK T-SHIRT	HUSQVARNA	M3	233.4	15	Qualifying practice 1
8 Gabriel Martínez-Abrego	MOTOMEX TEAM MOTO3	KTM	M3	233.4	5	Warm Up
88 Brunopalazzese Ieraci	TM RACING FACTORY TEAM	TM RACING	M3	233.4	17	RACE
64 Alessandro Delbianco	MAX RACING TEAM MAHINDRA	MAHINDRA	M3	232.9	5	RACE
16 Alex Ruiz	MRW-MAHINDRA-ASPAR TEAM	MAHINDRA	M3	232.4	13	Qualifying practice 2
27 Mattia Casadei	SIC58 SQUADRA CORSE	HONDA	M3	232.4	5	Warm Up
23 Raúl Fernández	MRW-MAHINDRA-ASPAR TEAM	MAHINDRA	M3	231.9	3	Warm Up
48 Andrea Cavaliere	JHK T-SHIRT	HUSQVARNA	M3	231.9	4	RACE
17 Riccardo Rossi	JHK T-SHIRT	HUSQVARNA	M3	231.4	13	Qualifying practice 1
19 Rufino Florido	MAHINDRA LAGLISSE TEAM	MAHINDRA	M3	231.4	5	Qualifying practice 1
28 Loran Faber	DUTCH RACING TEAM	HONDA	M3	231.4	12	Qualifying practice 2
65 Josh Owens	PROMORACING	KALEX	M3	231.4	6	Qualifying practice 2
99 Angel Lorente	CUNA DE CAMPEONES	MIR RACING	M3	231.4	4	RACE
9 Kasma Daniel Kasmayudin	PETRONAS SPRINTA RACING	HONDA	M3	230.9	8	RACE
67 Gerard Riu	MAHINDRA LAGLISSE TEAM	MAHINDRA	M3	230.5	3	Qualifying practice 1
4 Matthias Meggle	DYNAVOLT INTACT GP JUNIOR TEAM	KTM	M3	230.0	6	Qualifying practice 2
20 José Julián García	FAU55 RACING	KTM	M3	229.5	14	Qualifying practice 1
42 Filippo Fuligni	42MOTORSPORT	KTM	M3	229.0	6	Warm Up
25 Andy Verdoia	CARXPRT INTERWETTEN JUNIOR MOTO3	KTM	M3	227.6	14	Qualifying practice 2
24 Chandler Cooper	PROMORACING	KTM	M3	224.8	16	RACE
2 Heng Su	PROMORACING	KTM	M3	223.0	2	RACE
29 Lyvann Luchel	LARREPORT	MAHINDRA	M3	222.5	10	Qualifying practice 2
18 Ryan Van De Lagemaat	LAGEMAAT RACING	KTM	M3	221.2	16	RACE





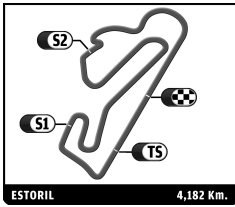
Moto3
WORLD CHAMPIONSHIP

Moto2
EUROPEAN CHAMPIONSHIP

EUROPEAN
Talent CUP

Circuito do Estoril / 22-23 July 2017

DORNA



MOTO3

FIM CEV REPSOL CIRCUITO DO ESTORIL RACE

Leader Sequence

Nr	Rider	Team	Bike	Start	End Lap	Laps	Total Laps
M3							
32	Ai Ogura	ASIA TALENT TEAM	HONDA	1	1	1	1
71	Dennis Foggia	JUNIOR TEAM VR46 RIDERS ACADEM	KTM	2	10	9	9
5	Jaume Masia	CUNA DE CAMPEONES	KTM	11	11	1	1
71	Dennis Foggia	JUNIOR TEAM VR46 RIDERS ACADEM	KTM	12	17	6	15





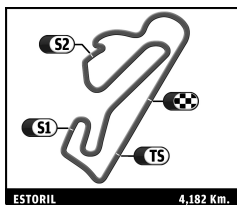
Moto3
WORLD CHAMPIONSHIP

Moto2
EUROPEAN CHAMPIONSHIP

**EUROPEAN
Talent CUP**

Circuito do Estoril / 22-23 July 2017

DORNA FIM



MOTO3

FIM CEV REPSOL CIRCUITO DO ESTORIL RACE

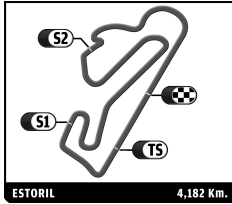
Fastest Lap Sequence

Practice Time	Rider	Team	Bike	Class	Time	Kph	Lap
3:38.999	71 Dennis Foggia	JUNIOR TEAM VR46 RIDERS ACADEMY	KTM	M3	1:46.980	140.7	2
3:39.447	33 Yuki Kunii	ASIA TALENT TEAM	HONDA	M3	1:46.898	140.8	2
3:39.839	31 Kazuki Masaki	ASIA TALENT TEAM	HONDA	M3	1:46.830	140.9	2
5:25.744	71 Dennis Foggia	JUNIOR TEAM VR46 RIDERS ACADEMY	KTM	M3	1:46.745	141.0	3
5:25.763	47 Aaron Polanco	LEOPARD JUNIOR TEAM	HONDA	M3	1:46.558	141.3	3
5:26.286	31 Kazuki Masaki	ASIA TALENT TEAM	HONDA	M3	1:46.447	141.4	3
14:20.747	31 Kazuki Masaki	ASIA TALENT TEAM	HONDA	M3	1:46.353	141.6	8





Circuito do Estoril / 22-23 July 2017



MOTO3 FIM CEV REPSOL CIRCUITO DO ESTORIL RACE

Analysis by lap

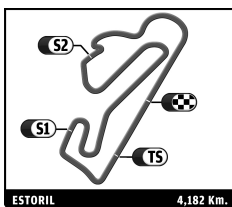
Lapped

Nr	Lap Time	Gap	Nr	Lap Time	Gap	Nr	Lap Time	Gap	Nr	Lap Time	Gap	Nr	Lap Time	Gap
Lap 1			82	1:48.538	5.199	2	1:56.039	29.377	50	1:47.593	14.533	20	1:48.167	8.736
32	1:52.012		81	1:49.110	5.372	Lap 4			19	1:49.017	15.752	86	1:47.992	10.424
71	1:52.019	0.007	9	1:49.359	5.689	71	1:46.977		99	1:48.943	15.801	27	1:50.094	15.904
47	1:52.061	0.049	17	1:48.375	5.711	47	1:47.096	0.138	28	1:48.711	16.090	88	1:49.476	15.942
23	1:52.342	0.330	64	1:48.661	6.774	31	1:46.857	0.422	82	1:48.184	16.105	9	1:50.230	15.998
33	1:52.549	0.537	88	1:48.453	7.306	32	1:47.053	0.587	16	1:48.600	16.460	81	1:50.363	16.042
21	1:52.555	0.543	19	1:50.080	8.011	4	1:49.131	16.982	4	1:49.131	16.982	17	1:49.257	16.181
5	1:52.969	0.957	48	1:50.056	8.017	33	1:47.103	0.646	65	1:49.785	18.783	64	1:48.949	16.704
31	1:53.009	0.997	28	1:49.372	8.364	5	1:46.876	1.041	14	1:47.963	20.571	8	1:49.672	17.537
14	1:53.078	1.066	99	1:49.459	8.504	55	1:47.985	4.824	63	1:47.857	20.579	50	1:48.482	17.711
52	1:53.227	1.215	8	1:49.017	8.581	13	1:47.548	4.957	29	1:52.176	30.814	99	1:48.553	19.235
63	1:53.551	1.539	50	1:48.742	9.113	20	1:47.893	5.035	18	1:51.846	31.027	82	1:48.254	19.355
76	1:53.735	1.723	4	1:48.694	9.493	86	1:48.002	7.060	24	1:53.070	38.346	28	1:48.671	19.831
55	1:54.006	1.994	16	1:48.890	9.905	27	1:49.052	7.418	2	1:55.683	47.318	16	1:48.385	20.200
20	1:54.069	2.057	65	1:50.313	9.973	81	1:48.612	8.613	76	4:47.469	1 Lap	4	1:48.364	20.410
13	1:54.567	2.555	18	1:52.930	15.077	17	1:48.138	9.037	Lap 6			19	1:49.066	21.040
27	1:54.577	2.565	29	1:52.971	15.216	9	1:48.138	9.168	71	1:46.785		63	1:47.890	22.939
81	1:55.261	3.249	14	2:01.963	16.042	88	1:48.098	9.662	47	1:46.846	0.157	14	1:47.842	22.989
9	1:55.329	3.317	63	2:01.541	16.093	64	1:48.675	10.723	32	1:46.698	0.330	65	1:49.371	24.130
11	1:55.338	3.326	24	1:53.922	18.050	8	1:48.415	11.804	31	1:46.668	0.462	18	1:52.216	41.552
86	1:55.460	3.448	2	1:55.249	20.083	48	1:48.640	12.094	5	1:47.131	1.227	29	1:52.064	41.585
82	1:55.660	3.648	Lap 3			19	1:49.390	13.376	13	1:47.921	6.887	24	1:53.699	51.689
17	1:56.335	4.323	71	1:46.745		99	1:49.498	13.499	20	1:47.934	7.566	2	1:55.922	1:05.192
19	1:56.930	4.918	47	1:46.558	0.019	50	1:49.210	13.581	55	1:48.047	7.588	Lap 8		
48	1:56.960	4.948	32	1:47.071	0.511	28	1:49.656	14.020	86	1:48.165	9.429	71	1:47.151	
64	1:57.112	5.100	33	1:46.817	0.520	4	1:49.700	14.492	81	1:49.080	12.676	47	1:46.924	0.115
88	1:57.852	5.840	31	1:46.447	0.542	16	1:49.192	14.501	9	1:48.913	12.765	32	1:47.264	0.430
28	1:57.991	5.979	5	1:46.575	1.142	82	1:55.331	14.562	27	1:49.936	12.807	31	1:46.353	0.452
99	1:58.044	6.032	23	1:47.073	1.905	65	1:49.531	15.639	88	1:48.571	13.463	5	1:46.740	0.825
8	1:58.563	6.551	55	1:47.834	3.816	14	1:48.340	19.249	17	1:49.240	13.921	13	1:47.896	8.586
65	1:58.659	6.647	20	1:47.639	4.119	63	1:48.420	19.363	64	1:48.772	14.752	55	1:47.684	9.096
50	1:59.370	7.358	13	1:47.575	4.386	29	1:51.945	25.279	8	1:48.153	14.862	20	1:47.851	9.436
4	1:59.798	7.786	76	1:48.436	5.296	18	1:51.886	25.822	50	1:48.478	16.226	86	1:47.948	11.221
16	2:00.014	8.002	27	1:48.357	5.343	24	1:53.714	31.917	99	1:48.663	17.679	88	1:49.091	17.882
25	2:00.991	8.979	11	1:48.082	5.364	2	1:55.876	38.276	82	1:48.778	18.098	81	1:49.151	18.042
18	2:01.146	9.134	86	1:47.807	6.035	23	2:47.273	1:02.201	28	1:48.852	18.157	9	1:49.326	18.173
29	2:01.244	9.232	82	1:47.754	6.208	Lap 5			16	1:49.137	18.812	27	1:49.568	18.321
24	2:03.127	11.115	81	1:48.351	6.978	71	1:46.641		19	1:50.004	18.971	17	1:49.719	18.749
2	2:03.833	11.821	17	1:48.910	7.876	47	1:46.599	0.096	4	1:48.846	19.043	64	1:49.517	19.070
Lap 2			9	1:49.063	8.007	32	1:46.471	0.417	65	1:49.758	21.756	50	1:48.783	19.343
71	1:46.980		88	1:47.980	8.541	31	1:46.798	0.579	63	1:48.252	22.046	8	1:49.181	19.567
32	1:47.172	0.185	64	1:48.996	9.025	33	1:46.625	0.630	14	1:48.358	22.144	99	1:48.166	20.250
47	1:47.144	0.206	8	1:48.530	10.366	5	1:46.481	0.881	18	1:52.091	36.333	82	1:48.446	20.650
33	1:46.898	0.448	48	1:49.159	10.431	13	1:47.435	5.751	29	1:52.489	36.518	28	1:48.463	21.143
31	1:46.830	0.840	19	1:49.697	10.963	55	1:48.143	6.326	24	1:53.426	44.987	16	1:48.319	21.368
21	1:47.285	0.841	99	1:49.219	10.978	20	1:48.023	6.417	2	1:55.734	56.267	4	1:48.365	21.624
5	1:47.342	1.312	28	1:49.722	11.341	86	1:47.630	8.049	Lap 7			19	1:49.451	23.340
23	1:48.234	1.577	50	1:48.980	11.348	27	1:48.879	9.656	71	1:46.997		14	1:47.623	23.461
55	1:47.720	2.727	4	1:49.021	11.769	81	1:48.409	10.381	32	1:46.984	0.317	65	1:49.220	26.199
20	1:48.155	3.225	16	1:49.126	12.286	9	1:48.110	10.637	47	1:47.182	0.342	18	1:52.157	46.558
13	1:47.988	3.556	65	1:49.857	13.085	17	1:49.070	11.466	5	1:47.006	1.236	29	1:52.539	46.973
76	1:48.869	3.605	14	1:48.589	17.886	88	1:48.656	11.677	31	1:47.785	1.250	24	1:53.596	58.134
27	1:48.153	3.731	63	1:48.572	17.920	64	1:48.683	12.765	13	1:47.951	7.841	2	1:56.581	1:14.622
11	1:47.688	4.027	29	1:51.840	20.311	8	1:48.331	13.494	55	1:47.972	8.563	Lap 9		
86	1:48.512	4.973	18	1:52.581	20.913	48	1:48.346	13.799						
			24	1:53.875	25.180									





Circuito do Estoril / 22-23 July 2017



MOTO3 FIM CEV REPSOL CIRCUITO DO ESTORIL RACE

Analysis by lap

Lapped

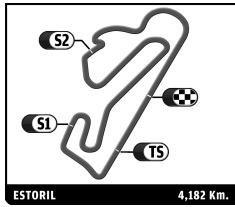
Nr	Lap Time	Gap	Nr	Lap Time	Gap	Nr	Lap Time	Gap	Nr	Lap Time	Gap	Nr	Lap Time	Gap
71	1:47.120		24	1:53.412	1:10.278	Lap 13		71	1:46.910		32	1:47.620	1.494	
47	1:47.144	0.139	2	1:56.267	1:32.456	31	1:47.043		31	1:47.005	0.182	5	1:48.197	2.936
31	1:46.936	0.268	Lap 11		5	1:47.095	0.210	5	1:47.225	0.765	55	1:49.125	24.657	
5	1:46.652	0.357	5	1:47.038		31	1:47.095	0.210	32	1:46.734	0.803	20	1:49.045	24.723
32	1:47.403	0.713	71	1:47.562	0.068	5	1:47.224	0.596	47	1:46.880	0.883	86	1:49.801	29.898
13	1:47.682	9.148	31	1:47.298	0.199	32	1:47.416	1.045	20	1:49.180	20.483	14	1:48.469	36.505
55	1:47.979	9.955	32	1:47.284	0.460	47	1:47.718	1.358	55	1:49.093	20.574	81	1:48.524	37.577
20	1:47.893	10.209	47	1:47.624	0.472	2	1:56.887	1 Lap	2	1:55.400	1 Lap	9	1:48.504	38.097
86	1:48.156	12.257	55	1:49.235	12.643	55	1:48.720	15.865	86	1:48.949	24.494	27	1:49.007	38.132
81	1:49.121	20.043	20	1:49.097	12.973	20	1:48.679	16.083	14	1:48.451	33.626	2	1:55.900	1 Lap
88	1:49.317	20.079	86	1:49.428	16.030	86	1:48.990	20.618	9	1:48.992	34.540	82	1:48.523	38.315
27	1:48.923	20.124	81	1:50.213	25.015	9	1:49.657	30.320	88	1:48.772	34.544	28	1:48.494	38.948
17	1:49.038	20.667	27	1:49.922	25.033	88	1:49.658	30.643	81	1:49.013	34.613	17	1:48.809	39.235
8	1:48.259	20.706	9	1:49.274	25.075	81	1:49.826	30.680	27	1:48.863	34.754	99	1:48.690	39.390
9	1:50.051	21.104	88	1:49.371	25.462	14	1:49.630	30.735	82	1:48.616	35.090	50	1:49.004	39.720
64	1:49.395	21.345	82	1:49.420	25.644	27	1:50.152	30.891	17	1:48.739	35.417	16	1:49.297	40.460
99	1:48.238	21.368	99	1:49.714	25.964	82	1:49.715	30.901	99	1:48.633	35.589	65	1:50.755	58.044
82	1:48.115	21.645	14	1:49.450	26.425	17	1:49.678	31.428	28	1:49.006	36.048	19	1:50.624	1:10.524
50	1:49.799	22.022	17	1:50.354	26.433	99	1:50.188	31.508	16	1:49.168	36.119	18	1:51.932	1:33.183
28	1:48.172	22.195	28	1:50.114	26.747	16	1:49.786	31.915	50	1:49.042	36.194	29	1:58.137	1:39.572
16	1:48.450	22.698	16	1:49.526	26.935	28	1:50.131	32.093	65	1:51.119	50.185	24	1:53.607	1:53.138
4	1:48.328	22.832	50	1:51.539	28.466	50	1:49.446	32.118	19	1:50.977	1:02.493			
14	1:47.584	23.925	19	1:50.441	31.785	19	1:50.128	38.198	18	1:51.907	1:23.626			
19	1:49.631	25.851	65	1:50.756	35.453	65	1:50.256	42.216	29	1:51.745	1:23.835			
65	1:50.027	29.106	18	1:53.168	1:02.594	18	1:52.542	1:13.511	24	1:53.039	1:40.373			
18	1:52.009	51.447	29	1:53.211	1:02.996	29	1:52.493	1:14.077	Lap 16					
29	1:51.627	51.480	24	1:53.367	1:16.151	24	1:53.077	1:28.381	71	1:46.753				
24	1:52.779	1:03.793	2	1:55.835	1:40.797	Lap 14		31	1:46.787	0.216				
2	1:55.614	1:23.116	Lap 12		71	1:46.961		47	1:46.926	1.056				
Lap 10			71	1:46.877		31	1:46.838	0.087	32	1:47.025	1.075			
71	1:46.927		31	1:46.904	0.158	5	1:46.815	0.450	5	1:47.928	1.940			
47	1:47.130	0.342	5	1:47.360	0.415	47	1:46.516	0.913	55	1:48.912	22.733			
31	1:47.054	0.395	32	1:47.157	0.672	32	1:46.895	0.979	20	1:49.149	22.879			
5	1:47.026	0.456	47	1:47.156	0.683	2	1:55.494	1 Lap	86	1:49.557	27.298			
32	1:46.884	0.670	55	1:48.490	14.188	20	1:49.091	18.213	2	1:55.581	1 Lap			
13	1:47.800	10.021	20	1:48.419	14.447	55	1:49.487	18.391	14	1:48.364	35.237			
55	1:47.874	10.902	86	1:49.586	18.671	86	1:48.798	22.455	88	1:48.115	35.906			
20	1:48.088	11.370	9	1:49.576	27.706	14	1:48.311	32.085	81	1:48.394	36.254			
86	1:48.766	14.096	27	1:49.694	27.782	9	1:49.099	32.458	27	1:48.325	36.326			
81	1:49.180	22.296	81	1:49.827	27.897	81	1:48.791	32.510	9	1:49.007	36.794			
8	1:48.622	22.401	88	1:49.511	28.028	88	1:49.000	32.682	82	1:48.656	36.993			
27	1:49.408	22.605	14	1:48.668	28.148	27	1:48.871	32.801	17	1:48.963	37.627			
9	1:49.118	23.295	82	1:49.530	28.229	82	1:49.444	33.384	28	1:48.360	37.655			
17	1:49.833	23.573	99	1:49.344	28.363	17	1:49.121	33.588	99	1:49.065	37.901			
88	1:50.433	23.585	17	1:49.305	28.793	16	1:48.907	33.861	50	1:48.476	37.917			
82	1:49.000	23.718	28	1:49.203	29.005	99	1:49.319	33.866	16	1:48.998	38.364			
99	1:49.303	23.744	16	1:49.182	29.172	28	1:48.820	33.952	65	1:51.058	54.490			
64	1:49.557	23.975	50	1:48.194	29.715	50	1:48.905	34.062	19	1:51.361	1:07.101			
28	1:48.859	24.127	19	1:50.273	35.113	65	1:50.721	45.976	18	1:51.579	1:28.452			
50	1:49.326	24.421	65	1:50.495	39.003	19	2:07.189	58.426	29	1:51.554	1:28.636			
14	1:47.471	24.469	18	1:52.363	1:08.012	18	1:52.079	1:18.629	24	1:53.112	1:46.732			
16	1:49.132	24.903	29	1:52.576	1:08.627	29	1:51.884	1:19.000	Lap 17					
19	1:49.914	28.838	24	1:53.141	1:22.347	24	1:52.824	1:34.244	71	1:47.201				
65	1:50.012	32.191	Lap 15				31	1:47.132	0.147					
18	1:52.400	56.920												
29	1:52.726	57.279												





Circuito do Estoril / 22-23 July 2017

LORNA



MOTO3 FIM CEV REPSOL CIRCUITO DO ESTORIL RACE

Analysis

Personal Best Session Best B Crossing the finish line in pit lane

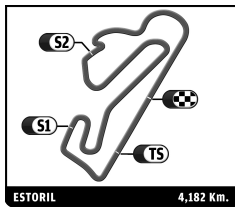
Lap	Time	Sector 1	Sector 2	Sector 3	T. Spd	Elapsed	Lap	Time	Sector 1	Sector 2	Sector 3	T. Spd	Elapsed
2	Heng Su					CHN	4	1:48.415	22.700	52.249	33.466	230.9	7:24.525
	PROMORACING					KTM	5	1:48.331	22.793	51.924	33.614	225.7	9:12.856
1	2:03.833	32.924	55.224	35.685	191.2	2:03.833	6	1:48.153	22.853	51.653	33.647	227.1	11:01.009
2	1:55.249	24.683	55.087	35.479	223.0	3:59.082	7	1:49.672	22.649	51.879	35.144	230.9	12:50.681
3	1:56.039	24.258	55.836	35.945	210.2	5:55.121	8	1:49.181	22.837	51.683	34.661	224.8	14:39.862
4	1:55.876	24.633	55.594	35.649	221.2	7:50.997	9	1:48.259	22.609	51.968	33.682	222.5	16:28.121
5	1:55.683	24.279	55.452	35.952	218.1	9:46.680	10	1:48.622	22.701	52.351	33.570	222.5	18:16.743
6	1:55.734	24.363	55.636	35.735	213.5	11:42.414							
7	1:55.922	24.212	55.668	36.042	216.4	13:38.336							
8	1:56.581	24.187	56.379	36.015	218.1	15:34.917							
9	1:55.614	24.313	55.580	35.721	218.1	17:30.531							
10	1:56.267	24.512	55.649	36.106	212.3	19:26.798							
11	1:55.835	23.986	55.932	35.917	219.4	21:22.633							
12	1:56.887	24.323	55.966	36.598	209.0	23:19.520							
13	1:55.494	24.314	55.312	35.868	216.0	25:15.014							
14	1:55.400	24.062	55.647	35.691	218.1	27:10.414							
15	1:55.581	24.175	55.556	35.850	211.8	29:05.995							
16	1:55.900	24.128	55.804	35.968	219.4	31:01.895							
4	Matthias Meggle					GER	9	Kasma Daniel Kasmayudin					MAL
	DYNAVOLT INTACT GP JUNIOR TEA					KTM		PETRONAS SPRINTA RACING					HONDA
1	1:59.798	32.054	53.821	33.923	192.6	1:59.798	1	1:55.329	29.077	52.283	33.969	190.6	1:55.329
2	1:48.694	22.741	52.392	33.561	218.1	3:48.492	2	1:49.359	22.706	52.710	33.943	218.6	3:44.688
3	1:49.021	22.700	52.290	34.031	221.2	5:37.513	3	1:49.063	22.868	52.527	33.668	212.7	5:33.751
4	1:49.700	22.727	52.719	34.254	217.7	7:27.213	4	1:48.138	22.634	52.168	33.336	213.1	7:21.889
5	1:49.131	22.980	52.237	33.914	211.8	9:16.344	5	1:48.110	22.547	52.123	33.440	219.9	9:09.999
6	1:48.846	22.576	52.150	34.120	224.8	11:05.190	6	1:48.913	22.643	52.593	33.677	230.0	10:58.912
7	1:48.364	22.391	52.253	33.720	224.8	12:53.554	7	1:50.230	22.984	53.243	34.003	226.7	12:49.142
8	1:48.365	22.486	52.209	33.670	224.8	14:41.919	8	1:49.326	22.713	52.863	33.750	230.9	14:38.468
9	1:48.328	22.454	52.169	33.705	226.7	16:30.247	9	1:50.051	22.608	53.713	33.730	222.5	16:28.519
5	Jaume Masia					SPA	10	1:49.118	22.648	52.482	33.988	219.0	18:17.637
	CUNA DE CAMPEONES					KTM	11	1:49.274	22.737	52.463	34.074	230.5	20:06.911
1	1:52.969	27.269	52.128	33.572	179.1	1:52.969	12	1:49.576	22.735	52.754	34.087	230.9	21:56.487
2	1:47.342	22.368	51.727	33.247	233.4	3:40.311	13	1:49.657	23.107	52.683	33.867	228.5	23:46.144
3	1:46.575	22.099	51.454	33.022	229.5	5:26.886	14	1:49.099	22.955	52.502	33.642	226.2	25:35.243
4	1:46.876	22.216	51.373	33.287	230.9	7:13.762	15	1:48.992	22.777	52.284	33.931	223.4	27:24.235
5	1:46.481	22.243	51.291	32.947	231.4	9:00.243	16	1:49.007	22.827	52.539	33.641	223.0	29:13.242
6	1:47.131	22.241	51.688	33.202	230.0	10:47.374	17	1:48.504	22.539	52.162	33.803	229.0	31:01.746
7	1:47.006	22.168	51.183	33.655	234.4	12:34.380							
8	1:46.740	22.363	51.207	33.170	219.9	14:21.120							
9	1:46.652	22.208	51.354	33.090	234.4	16:07.772							
10	1:47.026	22.345	51.425	33.256	227.1	17:54.798							
11	1:47.038	22.136	51.558	33.344	233.4	19:41.836							
12	1:47.360	22.717	51.501	33.142	229.0	21:29.196							
13	1:47.224	22.306	51.526	33.392	230.9	23:16.420							
14	1:46.815	22.335	51.392	33.088	230.9	25:03.235							
15	1:47.225	22.430	51.428	33.367	233.4	26:50.460							
16	1:47.928	22.598	51.835	33.495	232.4	28:38.388							
17	1:48.197	22.373	52.172	33.652	230.9	30:26.585							
8	Gabriel Martínez-Abrego					MEX	11	Daniel Jones					GBR
	MOTOMEX TEAM MOTO3					KTM		RACING STEPS FOUNDATION/KRP					KTM
1	1:58.563	31.404	53.516	33.643	188.3	1:58.563	1	1:55.338	28.773	52.702	33.863	189.6	1:55.338
2	1:49.017	22.600	52.540	33.877	229.5	3:47.580	2	1:47.688	22.416	51.689	33.583	231.4	3:43.026
3	1:48.530	22.605	52.222	33.703	227.6	5:36.110	3	1:48.082	22.466	52.055	33.561	215.6	5:31.108
13	Celestino Vietti Ramus					ITA	13	Celestino Vietti Ramus					ITA
	JUNIOR TEAM VR46 RIDERS ACADI					KTM		JUNIOR TEAM VR46 RIDERS ACADI					KTM
1	1:54.567	28.184	52.186	34.197	188.3	1:54.567	1	1:54.567	28.184	52.186	34.197	188.3	1:54.567
2	1:47.988	22.373	51.974	33.641	224.4	3:42.555	2	1:47.988	22.373	51.974	33.641	224.4	3:42.555
3	1:47.575	22.461	51.742	33.372	227.1	5:30.130	3	1:47.575	22.461	51.742	33.372	227.1	5:30.130
4	1:47.548	22.379	51.628	33.541	223.0	7:17.678	4	1:47.548	22.379	51.628	33.541	223.0	7:17.678
5	1:47.435	22.257	51.603	33.575	233.4	9:05.113	5	1:47.435	22.257	51.603	33.575	233.4	9:05.113
6	1:47.921	22.390	51.816	33.715	235.9	10:53.034	6	1:47.921	22.390	51.816	33.715	235.9	10:53.034
7	1:47.951	22.326	51.911	33.714	234.9	12:40.985	7	1:47.951	22.326	51.911	33.714	234.9	12:40.985
8	1:47.896	22.385	51.886	33.625	232.4	14:28.881	8	1:47.896	22.385	51.886	33.625	232.4	14:28.881
9	1:47.682	22.205	51.794	33.683	233.9	16:16.563	9	1:47.682	22.205	51.794	33.683	233.9	16:16.563
10	1:47.800	22.382	51.825	33.593	234.4	18:04.363	10	1:47.800	22.382	51.825	33.593	234.4	18:04.363
14	Sergio Garcia					SPA	14	Sergio Garcia					SPA
	JUNIOR TEAM ESTRELLA GALICIA (HONDA		JUNIOR TEAM ESTRELLA GALICIA (HONDA
1	1:53.078	27.461	52.063	33.554	181.2	1:53.078	1	1:53.078	27.461	52.063	33.554	181.2	1:53.078
2	2:01.963	22.484	1:05.798	33.681	229.5	3:55.041	2	2:01.963	22.484	1:05.798	33.681	229.5	3:55.041
3	1:48.589	22.686	52.263	33.640	230.0	5:43.630	3	1:48.589	22.686	52.263	33.640	230.0	5:43.630
4	1:48.340	22.555	52.084	33.701	226.7	7:31.970	4	1:48.340	22.555	52.084	33.701	226.7	7:31.970
5	1:47.963	22.554	51.892	33.517	233.9	9:19.933	5	1:47.963	22.554	51.892	33.517	233.9	9:19.933
6	1:48.358	22.742	51.888	33.728	224.4	11:08.291	6	1:48.358	22.742	51.888	33.728	224.4	11:08.291
7	1:47.842	22.552	51.833	33.457	226.7	12:56.133	7	1:47.842	22.552	51.833	33.457	226.7	12:56.133
8	1:47.623	22.473	51.751	33.399	236.9	14:43.756	8	1:47.623	22.473	51.751	33.399	236.9	14:43.756





Circuito do Estoril / 22-23 July 2017

LORNA



MOTO3 FIM CEV REPSOL CIRCUITO DO ESTORIL RACE

Analysis

Personal Best Session Best B Crossing the finish line in pit lane

Lap	Time	Sector 1	Sector 2	Sector 3	T. Spd	Elapsed	Lap	Time	Sector 1	Sector 2	Sector 3	T. Spd	Elapsed
9	1:47.584	22.334	51.643	33.607	236.9	16:31.340	6	1:52.091	23.520	53.863	34.708	218.1	11:22.480
10	1:47.471	22.418	51.568	33.485	235.4	18:18.811	7	1:52.216	23.361	54.164	34.691	220.8	13:14.696
11	1:49.450	22.558	52.688	34.204	232.9	20:08.261	8	1:52.157	23.399	54.007	34.751	219.0	15:06.853
12	1:48.668	22.331	52.430	33.907	230.0	21:56.929	9	1:52.009	23.588	53.736	34.685	215.6	16:58.862
13	1:49.630	22.998	52.671	33.961	231.9	23:46.559	10	1:52.400	23.652	53.802	34.946	214.3	18:51.262
14	1:48.311	22.569	51.963	33.779	231.4	25:34.870	11	1:53.168	23.633	54.848	34.687	216.4	20:44.430
15	1:48.451	22.685	51.958	33.808	234.4	27:23.321	12	1:52.363	23.643	54.000	34.720	218.1	22:36.793
16	1:48.364	22.388	52.166	33.810	232.4	29:11.685	13	1:52.542	23.737	53.930	34.875	219.9	24:29.335
17	1:48.469	22.416	51.962	34.091	234.4	31:00.154	14	1:52.079	23.530	53.874	34.675	217.3	26:21.414
							15	1:51.907	23.384	53.773	34.750	218.1	28:13.321
							16	1:51.579	23.271	53.628	34.680	221.2	30:04.900
							17	1:51.932	23.644	53.511	34.777	219.0	31:56.832

16 Alex Ruiz SPA
MRW-MAHINDRA-ASPAR TEAM MAHINDRA

1	2:00.014	33.244	52.862	33.908	191.6	2:00.014
2	1:48.890	22.711	52.362	33.817	221.6	3:48.904
3	1:49.126	22.882	52.622	33.622	230.0	5:38.030
4	1:49.192	22.478	52.561	34.153	230.0	7:27.222
5	1:48.600	22.807	51.999	33.794	226.2	9:15.822
6	1:49.137	22.784	52.169	34.184	225.7	11:04.959
7	1:48.385	22.474	52.233	33.678	229.0	12:53.344
8	1:48.319	22.552	52.148	33.619	230.9	14:41.663
9	1:48.450	22.473	52.088	33.889	225.3	16:30.113
10	1:49.132	22.869	52.237	34.026	230.5	18:19.245
11	1:49.526	22.661	53.281	33.584	228.5	20:08.771
12	1:49.182	22.708	52.339	34.135	224.4	21:57.953
13	1:49.786	22.723	52.656	34.407	223.4	23:47.739
14	1:48.907	22.764	52.188	33.955	226.2	25:36.646
15	1:49.168	23.082	52.205	33.881	231.4	27:25.814
16	1:48.998	22.841	52.362	33.795	220.8	29:14.812
17	1:49.297	22.774	52.562	33.961	230.5	31:04.109

17 Riccardo Rossi ITA
JHK T-SHIRT HUSQVARNA

1	1:56.335	29.678	52.683	33.974	192.9	1:56.335
2	1:48.375	22.623	52.135	33.617	224.8	3:44.710
3	1:48.910	22.945	52.256	33.709	217.7	5:33.620
4	1:48.138	22.520	52.117	33.501	230.0	7:21.758
5	1:49.070	22.607	52.508	33.955	224.8	9:10.828
6	1:49.240	22.705	52.666	33.869	231.4	11:00.068
7	1:49.257	22.616	52.676	33.965	228.5	12:49.325
8	1:49.719	23.165	52.480	34.074	218.1	14:39.044
9	1:49.038	22.716	52.471	33.851	226.2	16:28.082
10	1:49.833	22.750	52.683	34.400	221.6	18:17.915
11	1:50.354	22.994	52.996	34.364	230.5	20:08.269
12	1:49.305	22.729	52.443	34.133	222.1	21:57.574
13	1:49.678	22.822	52.709	34.147	225.7	23:47.252
14	1:49.121	22.830	52.308	33.983	220.8	25:36.373
15	1:48.739	22.685	52.203	33.851	220.3	27:25.112
16	1:48.963	22.534	52.370	34.059	223.9	29:14.075
17	1:48.809	22.786	52.129	33.894	230.5	31:02.884

18 Ryan Van De Lagemaat NED
LAGEMAAT RACING KTM

1	2:01.146	31.348	54.534	35.264	185.1	2:01.146
2	1:52.930	23.879	54.185	34.866	210.6	3:54.076
3	1:52.581	24.065	53.813	34.703	215.2	5:46.657
4	1:51.886	23.283	53.859	34.744	218.1	7:38.543
5	1:51.846	23.529	53.576	34.741	216.0	9:30.389

19 Rufino Florido SPA
MAHINDRA LAGLISSE TEAM MAHINDRA

1	1:56.930	29.938	53.068	33.924	192.3	1:56.930
2	1:50.080	23.114	52.592	34.374	221.6	3:47.010
3	1:49.697	22.957	52.766	33.974	224.4	5:36.707
4	1:49.390	22.952	52.653	33.785	230.9	7:26.097
5	1:49.017	22.869	52.336	33.812	226.2	9:15.114
6	1:50.004	22.910	52.693	34.401	226.2	11:05.118
7	1:49.066	22.683	52.448	33.935	224.8	12:54.184
8	1:49.451	22.766	52.696	33.989	227.1	14:43.635
9	1:49.631	22.809	52.660	34.162	221.6	16:33.266
10	1:49.914	22.845	52.993	34.076	228.5	18:23.180
11	1:50.441	22.973	53.212	34.256	228.1	20:13.621
12	1:50.273	22.934	52.976	34.363	228.5	22:03.894
13	1:50.128	23.061	53.100	33.967	227.6	23:54.022
14	2:07.189	23.094	53.035	51.060	228.1	26:01.211
15	1:50.977	23.283	53.455	34.239	223.0	27:52.188
16	1:51.361	23.005	53.822	34.534	230.5	29:43.549
17	1:50.624	23.226	53.238	34.160	226.2	31:34.173

20 José Julián García SPA
FAU55 RACING KTM

1	1:54.069	27.782	52.482	33.805	186.7	1:54.069
2	1:48.155	22.441	52.250	33.464	217.3	3:42.224
3	1:47.639	22.262	51.987	33.390	225.3	5:29.863
4	1:47.893	22.562	51.956	33.375	222.5	7:17.756
5	1:48.023	22.532	51.987	33.504	220.8	9:05.779
6	1:47.934	22.675	51.795	33.464	219.0	10:53.713
7	1:48.167	22.731	52.001	33.435	221.6	12:41.880
8	1:47.851	22.500	51.993	33.358	223.9	14:29.731
9	1:47.893	22.440	51.958	33.495	222.5	16:17.624
10	1:48.088	22.724	51.958	33.406	215.2	18:05.712
11	1:49.097	22.612	52.941	33.544	216.0	19:54.809
12	1:48.419	22.626	52.148	33.645	225.3	21:43.228
13	1:48.679	22.574	52.409	33.696	228.5	23:31.907
14	1:49.091	22.671	52.615	33.805	224.4	25:20.998
15	1:49.180	22.927	52.444	33.809	217.7	27:10.178
16	1:49.149	22.941	52.416	33.792	216.0	28:59.327
17	1:49.045	22.659	52.701	33.685	219.0	30:48.372

21 Alonso López SPA
JUNIOR TEAM ESTRELLA GALICIA (HONDA

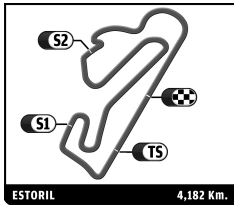
1	1:52.555	26.929	52.241	33.385	184.5	1:52.555
2	1:47.285	22.536	51.450	33.299	236.9	3:39.840





Circuito do Estoril / 22-23 July 2017

LORNA



MOTO3 FIM CEV REPSOL CIRCUITO DO ESTORIL RACE

Analysis

■ Personal Best ■ Session Best B Crossing the finish line in pit lane

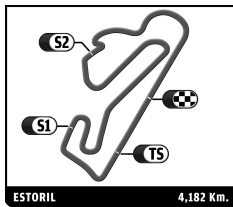
Lap	Time	Sector 1	Sector 2	Sector 3	T. Spd	Elapsed	Lap	Time	Sector 1	Sector 2	Sector 3	T. Spd	Elapsed	
23	Raúl Fernández	SPA						4	1:49.656	23.061	52.720	33.875	213.9	7:26.741
	MRW-MAHINDRA-ASPAR TEAM	MAHINDRA						5	1:48.711	22.671	52.371	33.669	218.1	9:15.452
1	1:52.342	26.847	52.114	33.381	175.7	1:52.342	6	1:48.852	22.760	52.186	33.906	217.3	11:04.304	
2	1:48.234	22.883	51.703	33.648	228.5	3:40.576	7	1:48.671	22.658	52.356	33.657	222.5	12:52.975	
3	1:47.073	22.248	51.607	33.218	230.0	5:27.649	8	1:48.463	22.469	52.226	33.768	226.2	14:41.438	
4	2:47.273 B	22.257	1:24.950	1:00.066	230.9	8:14.922	9	1:48.172	22.471	52.150	33.551	222.5	16:29.610	
24	Chandler Cooper	AUS						10	1:48.859	22.670	52.425	33.764	223.0	18:18.469
	PROMORACING	KTM						11	1:50.114	22.886	53.432	33.796	213.9	20:08.583
1	2:03.127	31.984	55.387	35.756	181.2	2:03.127	12	1:49.203	22.623	52.521	34.059	218.1	21:57.786	
2	1:53.922	23.627	55.259	35.036	220.3	3:57.049	13	1:50.131	22.768	53.045	34.318	217.3	23:47.917	
3	1:53.875	23.594	54.752	35.529	222.1	5:50.924	14	1:48.820	22.753	52.361	33.706	217.3	25:36.737	
4	1:53.714	23.533	54.742	35.439	223.9	7:44.638	15	1:49.006	22.686	52.111	34.209	223.9	27:25.743	
5	1:53.070	23.550	54.493	35.027	223.9	9:37.708	16	1:48.360	22.504	52.184	33.672	219.4	29:14.103	
6	1:53.426	23.804	54.333	35.289	222.5	11:31.134	17	1:48.494	22.589	52.149	33.756	228.5	31:02.597	
7	1:53.699	23.510	54.567	35.622	221.2	13:24.833								
8	1:53.596	24.148	54.492	34.956	220.3	15:18.429								
9	1:52.779	23.643	54.319	34.817	220.3	17:11.208								
10	1:53.412	23.731	54.250	35.431	219.0	19:04.620								
11	1:53.367	23.637	54.654	35.076	215.6	20:57.987								
12	1:53.141	23.549	54.277	35.315	219.9	22:51.128								
13	1:53.077	23.791	54.190	35.096	218.1	24:44.205								
14	1:52.824	23.608	54.299	34.917	221.2	26:37.029								
15	1:53.039	23.569	54.300	35.170	217.7	28:30.068								
16	1:53.112	23.511	54.272	35.329	224.8	30:23.180								
17	1:53.607	24.298	54.306	35.003	221.2	32:16.787								
25	Andy Verdoïa	FRA												
	CARXPRT INTERWETTEN JUNIOR	KTM												
1	2:00.991	31.973	54.051	34.967	188.0	2:00.991								
27	Mattia Casadei	ITA												
	SIC58 SQUADRA CORSE	HONDA												
1	1:54.577	28.258	52.413	33.906	184.5	1:54.577								
2	1:48.153	22.778	51.902	33.473	219.9	3:42.730								
3	1:48.357	22.517	52.022	33.818	211.4	5:31.087								
4	1:49.052	22.666	52.898	33.488	220.3	7:20.139								
5	1:48.879	22.683	52.254	33.942	226.7	9:09.018								
6	1:49.936	23.150	53.195	33.591	227.1	10:58.954								
7	1:50.094	23.071	52.761	34.262	221.6	12:49.048								
8	1:49.568	23.253	52.512	33.803	219.9	14:38.616								
9	1:48.923	22.594	52.565	33.764	217.7	16:27.539								
10	1:49.408	22.934	52.807	33.667	223.0	18:16.947								
11	1:49.922	22.893	52.642	34.387	223.4	20:06.869								
12	1:49.694	22.915	52.726	34.053	227.6	21:56.563								
13	1:50.152	23.242	52.964	33.946	224.4	23:46.715								
14	1:48.871	22.804	52.548	33.519	218.6	25:35.586								
15	1:48.863	22.830	52.283	33.750	220.3	27:24.449								
16	1:48.325	22.720	52.197	33.408	221.6	29:12.774								
17	1:49.007	22.500	52.138	34.369	230.5	31:01.781								
28	Loran Faber	NED												
	DUTCH RACING TEAM	HONDA												
1	1:57.991	30.645	53.056	34.290	191.6	1:57.991								
2	1:49.372	23.108	52.459	33.805	217.3	3:47.363								
3	1:49.722	22.821	52.756	34.145	220.3	5:37.085								
29	Lyvann Luchel	FRA												
	LARRESPORT	MAHINDRA												
1	2:01.244	31.259	55.366	34.619	179.4	2:01.244								
2	1:52.971	23.917	54.362	34.692	213.9	3:54.215								
3	1:51.840	23.674	53.808	34.358	210.6	5:46.055								
4	1:51.945	23.301	54.190	34.454	216.4	7:38.000								
5	1:52.176	23.639	53.732	34.805	219.4	9:30.176								
6	1:52.489	24.063	53.841	34.585	220.8	11:22.665								
7	1:52.064	23.513	54.054	34.497	217.7	13:14.729								
8	1:52.539	23.536	54.312	34.691	213.5	15:07.268								
9	1:51.627	23.702	53.714	34.211	211.4	16:58.895								
10	1:52.726	23.960	54.222	34.544	219.0	18:51.621								
11	1:53.211	23.961	54.516	34.734	214.3	20:44.832								
12	1:52.576	23.723	54.231	34.622	213.1	22:37.408								
13	1:52.493	23.598	54.203	34.692	216.4	24:29.901								
14	1:51.884	23.588	53.848	34.448	214.7	26:21.785								
15	1:51.745	23.489	53.673	34.583	213.9	28:13.530								
16	1:51.554	23.498	53.587	34.469	213.5	30:05.084								
17	1:58.137	24.019	57.849	36.269	217.3	32:03.221								
31	Kazuki Masaki	JPN												
	ASIA TALENT TEAM	HONDA												
1	1:53.009	27.514	52.016	33.479	180.9	1:53.009								
2	1:46.830	22.366	51.276	33.188	225.7	3:39.839								
3	1:46.447	22.169	51.241	33.037	232.4	5:26.286								
4	1:46.857	22.233	51.501	33.123	231.4	7:13.143								
5	1:46.798	22.041	51.670	33.087	234.9	8:59.941								
6	1:46.668	22.337	51.211	33.120	230.9	10:46.609								
7	1:47.785	22.134	51.611	34.040	228.1	12:34.394								
8	1:46.353	22.218	51.030	33.105	236.4	14:20.747								
9	1:46.936	22.185	51.590	33.161	232.9	16:07.683								
10	1:47.054	22.303	51.381	33.370	233.4	17:54.737								
11	1:47.298	22.297	51.690	33.311	233.9	19:42.035								
12	1:46.904	22.413	51.275	33.216	227.1	21:28.939								
13	1:47.095	22.243	51.674	33.178	232.4	23:16.034								
14	1:46.838	22.329	51.406	33.103	233.9	25:02.872								
15	1:47.005	22.400	51.295	33.310	235.4	26:49.877								
16	1:46.787	22.210	51.211	33.366	234.9	28:36.664								
17	1:47.132	22.182	51.417	33.533	235.9	30:23.796								
32	Ai Ogura	JPN												
	ASIA TALENT TEAM	HONDA												





Circuito do Estoril / 22-23 July 2017

DORNA CIT FIM



MOTO3 FIM CEV REPSOL CIRCUITO DO ESTORIL RACE

Analysis

Personal Best Session Best B Crossing the finish line in pit lane

Lap	Time	Sector 1	Sector 2	Sector 3	T. Spd	Elapsed	Lap	Time	Sector 1	Sector 2	Sector 3	T. Spd	Elapsed
1	1:52.012	26.407	51.992	33.613	179.1	1:52.012	3	1:48.980	22.553	52.534	33.893	223.4	5:37.092
2	1:47.172	22.587	51.475	33.110	230.9	3:39.184	4	1:49.210	22.856	52.662	33.692	219.4	7:26.302
3	1:47.071	22.129	51.739	33.203	227.6	5:26.255	5	1:47.593	22.270	51.837	33.486	228.1	9:13.895
4	1:47.053	22.031	51.701	33.321	233.9	7:13.308	6	1:48.478	22.418	52.306	33.754	230.9	11:02.373
5	1:46.471	22.114	51.298	33.059	231.9	8:59.779	7	1:48.482	22.570	52.022	33.890	233.9	12:50.855
6	1:46.698	22.136	51.418	33.144	233.9	10:46.477	8	1:48.783	22.603	52.334	33.846	223.9	14:39.638
7	1:46.984	22.154	51.446	33.384	230.0	12:33.461	9	1:49.799	22.700	53.378	33.721	221.6	16:29.437
8	1:47.264	22.214	51.720	33.330	231.9	14:20.725	10	1:49.326	22.707	52.293	34.326	223.9	18:18.763
9	1:47.403	22.096	52.034	33.273	234.4	16:08.128	11	1:51.539	24.820	52.665	34.054	225.7	20:10.302
10	1:46.884	22.144	51.408	33.332	233.9	17:55.012	12	1:48.194	22.443	52.233	33.518	229.5	21:58.496
11	1:47.284	22.327	51.595	33.362	231.4	19:42.296	13	1:49.446	22.658	52.679	34.109	220.8	23:47.942
12	1:47.157	22.355	51.538	33.264	226.7	21:29.453	14	1:48.905	22.927	52.373	33.605	213.1	25:36.847
13	1:47.416	22.188	51.779	33.449	232.9	23:16.869	15	1:49.042	23.093	52.400	33.549	223.4	27:25.889
14	1:46.895	22.215	51.530	33.150	232.4	25:03.764	16	1:48.476	22.587	52.344	33.545	231.4	29:14.365
15	1:46.734	22.072	51.401	33.261	234.9	26:50.498	17	1:49.004	22.747	52.551	33.706	223.4	31:03.369
16	1:47.025	22.269	51.252	33.504	234.9	28:37.523							
17	1:47.620	22.289	51.796	33.535	234.4	30:25.143							

33 Yuki Kuni JPN
ASIA TALENT TEAM HONDA

1	1:52.549	27.024	52.033	33.492	182.1	1:52.549
2	1:46.898	22.400	51.359	33.139	227.1	3:39.447
3	1:46.817	22.109	51.583	33.125	228.5	5:26.264
4	1:47.103	22.343	51.638	33.122	226.2	7:13.367
5	1:46.625	22.224	51.387	33.014	234.4	8:59.992

47 Aaron Polanco SPA
LEOPARD JUNIOR TEAM HONDA

1	1:52.061	26.513	52.289	33.259	178.8	1:52.061
2	1:47.144	22.670	51.479	32.995	226.7	3:39.205
3	1:46.558	22.254	51.338	32.966	227.6	5:25.763
4	1:47.096	22.279	51.796	33.021	228.5	7:12.859
5	1:46.599	22.210	51.313	33.076	227.6	8:59.458
6	1:46.846	22.263	51.381	33.202	227.1	10:46.304
7	1:47.182	22.170	51.827	33.185	228.1	12:33.486
8	1:46.924	22.377	51.333	33.214	233.9	14:20.410
9	1:47.144	22.324	51.662	33.158	228.5	16:07.554
10	1:47.130	22.367	51.273	33.490	226.7	17:54.684
11	1:47.624	22.536	51.646	33.442	227.1	19:42.308
12	1:47.156	22.509	51.468	33.179	224.8	21:29.464
13	1:47.718	22.338	52.090	33.290	227.6	23:17.182
14	1:46.516	22.070	51.221	33.225	233.4	25:03.698
15	1:46.880	22.310	51.460	33.110	233.4	26:50.578
16	1:46.926	22.342	51.199	33.385	230.5	28:37.504

48 Andrea Cavaliere ITA
JHK T-SHIRT HUSQVARNA

1	1:56.960	30.145	53.045	33.770	190.9	1:56.960
2	1:50.056	22.964	53.022	34.070	230.5	3:47.016
3	1:49.159	22.761	52.746	33.652	230.5	5:36.175
4	1:48.640	22.623	52.576	33.441	231.9	7:24.815
5	1:48.346	22.717	52.007	33.622	230.0	9:13.161

50 Jason Dupasquier SWI
CARXPRT INTERWETTEN JUNIOR KTM

1	1:59.370	31.672	53.812	33.886	190.9	1:59.370
2	1:48.742	22.683	52.476	33.583	227.1	3:48.112

52 Jeremy Alcoba SPA
JUNIOR TEAM ESTRELLA GALICIA (HONDA

1	1:53.227	27.847	51.852	33.528	183.6	1:53.227
---	----------	--------	--------	--------	-------	----------

55 Yari Montella ITA
SIC58 SQUADRA CORSE HONDA

1	1:54.006	27.940	52.592	33.474	185.1	1:54.006
2	1:47.720	22.338	52.171	33.211	219.9	3:41.726
3	1:47.834	22.564	51.966	33.304	227.6	5:29.560
4	1:47.985	22.663	52.006	33.316	230.9	7:17.545
5	1:48.143	22.654	51.905	33.584	228.1	9:05.688
6	1:48.047	22.597	52.149	33.301	228.5	10:53.735
7	1:47.972	22.592	51.996	33.384	234.9	12:41.707
8	1:47.684	22.571	51.918	33.195	228.1	14:29.391
9	1:47.979	22.561	52.010	33.408	225.7	16:17.370
10	1:47.874	22.613	51.951	33.310	223.4	18:05.244
11	1:49.235	22.676	52.937	33.622	222.5	19:54.479
12	1:48.490	22.658	52.198	33.634	230.9	21:42.969
13	1:48.720	22.676	52.434	33.610	231.4	23:31.689
14	1:49.487	22.833	52.810	33.844	228.1	25:21.176
15	1:49.093	22.845	52.554	33.694	223.4	27:10.269
16	1:48.912	22.743	52.310	33.859	226.2	28:59.181
17	1:49.125	22.722	52.573	33.830	230.0	30:48.306

63 Vicente Perez SPA
REALE AVINTIA ACADEMY KTM

1	1:53.551	27.413	52.444	33.694	181.8	1:53.551
2	2:01.541	22.257	1:05.417	33.867	230.9	3:55.092
3	1:48.572	22.812	52.110	33.650	226.7	5:43.664
4	1:48.420	22.762	52.006	33.652	234.9	7:32.084
5	1:47.857	22.739	51.715	33.403	235.4	9:19.941
6	1:48.252	22.607	51.849	33.796	229.5	11:08.193
7	1:47.890	22.337	52.023	33.530	234.9	12:56.083

64 Alessandro Delbianco ITA
MAX RACING TEAM MAHINDRA MAHINDRA

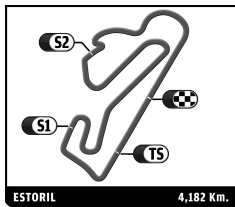
1	1:57.112	30.451	52.940	33.721	188.0	1:57.112
2	1:48.661	22.726	52.344	33.591	232.4	3:45.773
3	1:48.996	22.633	52.636	33.727	230.0	5:34.769
4	1:48.675	22.644	52.325	33.706	231.4	7:23.444
5	1:48.683	22.634	52.343	33.706	232.9	9:12.127





Circuito do Estoril / 22-23 July 2017

LORNA



MOTO3 FIM CEV REPSOL CIRCUITO DO ESTORIL RACE

Analysis

Personal Best Session Best B Crossing the finish line in pit lane

Lap	Time	Sector 1	Sector 2	Sector 3	T. Spd	Elapsed
6	1:48.772	22.756	52.313	33.703	232.4	11:00.899
7	1:48.949	22.929	52.253	33.767	231.9	12:49.848
8	1:49.517	22.702	52.620	34.195	232.9	14:39.365
9	1:49.395	22.697	52.649	34.049	230.5	16:28.760
10	1:49.557	23.017	52.407	34.133	210.2	18:18.317

65 Josh Owens GBR						
PROMORACING KALEX						
Lap	Time	Sector 1	Sector 2	Sector 3	T. Spd	Elapsed
1	1:58.659	31.045	53.295	34.319	194.6	1:58.659
2	1:50.313	23.018	53.192	34.103	221.6	3:48.972
3	1:49.857	23.003	52.809	34.045	220.3	5:38.829
4	1:49.531	23.166	52.576	33.789	230.5	7:28.360
5	1:49.785	23.121	52.662	34.002	222.5	9:18.145
6	1:49.758	23.099	52.646	34.013	226.2	11:07.903
7	1:49.371	23.105	52.304	33.962	224.4	12:57.274
8	1:49.220	22.886	52.373	33.961	229.5	14:46.494
9	1:50.027	23.140	52.838	34.049	223.4	16:36.521
10	1:50.012	23.036	52.891	34.085	223.4	18:26.533
11	1:50.756	23.034	53.389	34.333	226.7	20:17.289
12	1:50.495	23.235	52.829	34.431	229.5	22:07.784
13	1:50.256	23.101	52.855	34.300	226.7	23:58.040
14	1:50.721	23.173	53.062	34.486	228.5	25:48.761
15	1:51.119	23.451	53.112	34.556	223.9	27:39.880
16	1:51.058	23.246	53.214	34.598	223.0	29:30.938
17	1:50.755	23.147	53.072	34.536	223.0	31:21.693

71 Dennis Foggia ITA						
JUNIOR TEAM VR46 RIDERS ACADI KTM						
Lap	Time	Sector 1	Sector 2	Sector 3	T. Spd	Elapsed
1	1:52.019	26.781	51.864	33.374	185.5	1:52.019
2	1:46.980	22.514	51.351	33.115	232.4	3:38.999
3	1:46.745	22.236	51.388	33.121	227.6	5:25.744
4	1:46.977	22.437	51.501	33.039	229.0	7:12.721
5	1:46.641	22.265	51.156	33.220	232.4	8:59.362
6	1:46.785	22.211	51.368	33.206	232.4	10:46.147
7	1:46.997	22.242	51.482	33.273	233.4	12:33.144
8	1:47.151	22.408	51.431	33.312	230.9	14:20.295
9	1:47.120	22.328	51.596	33.196	232.9	16:07.415
10	1:46.927	22.409	51.320	33.198	234.4	17:54.342
11	1:47.562	22.424	51.888	33.250	230.0	19:41.904
12	1:46.877	22.159	51.468	33.250	228.5	21:28.781
13	1:47.043	22.307	51.446	33.290	232.4	23:15.824
14	1:46.961	22.438	51.353	33.170	233.9	25:02.785
15	1:46.910	22.379	51.288	33.243	235.4	26:49.695
16	1:46.753	22.257	51.235	33.261	234.4	28:36.448
17	1:47.201	22.336	51.426	33.439	233.4	30:23.649

76 Makar Yurchenko KAZ						
REALE AVINTIA ACADEMY KTM						
Lap	Time	Sector 1	Sector 2	Sector 3	T. Spd	Elapsed
1	1:53.735	27.671	52.491	33.573	180.9	1:53.735
2	1:48.869	22.424	53.016	33.429	232.4	3:42.604
3	1:48.436	22.538	52.256	33.642	225.7	5:31.040
4	4:47.469B	22.559	3:32.748	52.162	230.5	10:18.509

81 Aleix Viu SPA						
42MOTORSPORT KTM						
Lap	Time	Sector 1	Sector 2	Sector 3	T. Spd	Elapsed
1	1:55.261	28.369	52.827	34.065	191.2	1:55.261
2	1:49.110	22.649	52.391	34.070	225.7	3:44.371

Lap	Time	Sector 1	Sector 2	Sector 3	T. Spd	Elapsed
3	1:48.351	22.403	52.307	33.641	223.0	5:32.722
4	1:48.612	22.555	52.405	33.652	229.0	7:21.334
5	1:48.409	22.490	52.182	33.737	233.4	9:09.743
6	1:49.080	22.538	52.737	33.805	234.9	10:58.823
7	1:50.363	23.318	52.779	34.266	233.4	12:49.186
8	1:49.151	22.891	52.463	33.797	232.9	14:38.337
9	1:49.121	22.624	52.454	34.043	231.4	16:27.458
10	1:49.180	22.890	52.423	33.867	229.5	18:16.638
11	1:50.213	22.996	53.024	34.193	230.9	20:06.851
12	1:49.827	23.044	52.694	34.089	232.4	21:56.678
13	1:49.826	22.992	52.736	34.098	234.4	23:46.504
14	1:48.791	22.834	52.336	33.621	230.0	25:35.295
15	1:49.013	23.003	52.286	33.724	233.9	27:24.308
16	1:48.394	22.605	52.336	33.453	235.4	29:12.702
17	1:48.524	22.471	52.098	33.955	232.9	31:01.226

82 Stefano Nepa ITA						
LEOPARD JUNIOR TEAM HONDA						
Lap	Time	Sector 1	Sector 2	Sector 3	T. Spd	Elapsed
1	1:55.660	29.416	52.440	33.804	191.9	1:55.660
2	1:48.538	22.739	52.107	33.692	215.2	3:44.198
3	1:47.754	22.394	51.948	33.412	224.4	5:31.952
4	1:55.331	22.542	58.817	33.972	224.8	7:27.283
5	1:48.184	22.564	52.030	33.590	230.0	9:15.467
6	1:48.778	22.896	52.137	33.745	220.8	11:04.245
7	1:48.254	22.464	52.357	33.433	231.4	12:52.499
8	1:48.446	22.836	52.044	33.566	234.4	14:40.945
9	1:48.115	22.509	52.071	33.535	227.1	16:29.060
10	1:49.000	22.854	52.029	34.117	219.9	18:18.060
11	1:49.420	22.865	52.618	33.937	222.5	20:07.480
12	1:49.530	22.722	52.776	34.032	222.1	21:57.010
13	1:49.715	23.082	52.811	33.822	220.3	23:46.725
14	1:49.444	22.999	52.549	33.896	219.0	25:36.169
15	1:48.616	22.678	52.223	33.715	226.7	27:24.785
16	1:48.656	22.668	52.369	33.619	223.9	29:13.441
17	1:48.523	22.555	52.317	33.651	223.0	31:01.964

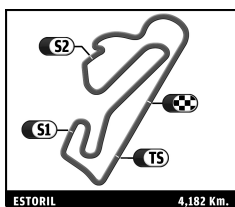
86 Charlie Andrew Nesbitt GBR						
JUNIOR TEAM ESTRELLA GALICIA (HONDA						
Lap	Time	Sector 1	Sector 2	Sector 3	T. Spd	Elapsed
1	1:55.460	29.215	52.343	33.902	185.8	1:55.460
2	1:48.512	22.723	52.178	33.611	222.5	3:43.972
3	1:47.807	22.549	51.751	33.507	226.2	5:31.779
4	1:48.002	22.396	52.198	33.408	223.9	7:19.781
5	1:47.630	22.436	51.714	33.480	230.5	9:07.411
6	1:48.165	22.658	51.877	33.630	232.9	10:55.576
7	1:47.992	22.458	51.843	33.691	230.9	12:43.568
8	1:47.948	22.575	51.750	33.623	222.5	14:31.516
9	1:48.156	22.327	51.931	33.898	229.5	16:19.672
10	1:48.766	22.578	52.161	34.027	228.1	18:08.438
11	1:49.428	22.774	52.467	34.187	225.7	19:57.866
12	1:49.586	22.955	52.579	34.052	225.7	21:47.452
13	1:48.990	22.808	52.339	33.843	226.2	23:36.442
14	1:48.798	22.714	52.063	34.021	227.1	25:25.240
15	1:48.949	22.850	52.225	33.874	230.5	27:14.189
16	1:49.557	22.744	52.768	34.045	230.0	29:03.746
17	1:49.801	22.834	52.632	34.335	225.3	30:53.547





Circuito do Estoril / 22-23 July 2017

DORVA



MOTO3

FIM CEV REPSOL CIRCUITO DO ESTORIL RACE

Analysis

■ Personal Best ■ Session Best ■ Crossing the finish line in pit lane

Lap	Time	Sector 1	Sector 2	Sector 3	T. Spd	Elapsed	Lap	Time	Sector 1	Sector 2	Sector 3	T. Spd	Elapsed
-----	------	----------	----------	----------	--------	---------	-----	------	----------	----------	----------	--------	---------

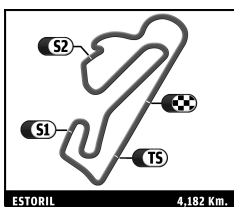
88 Brunopalazzese Ieraci		ITA					
TM RACING FACTORY TEAM		TM RACING					
1	1:57.852	30.598	53.178	34.076	189.0	1:57.852	
2	1:48.453	22.512	52.374	33.567	228.1	3:46.305	
3	1:47.980	22.393	52.083	33.504	228.1	5:34.285	
4	1:48.098	22.394	52.278	33.426	223.0	7:22.383	
5	1:48.656	22.483	52.307	33.866	221.2	9:11.039	
6	1:48.571	22.531	52.377	33.663	230.0	10:59.610	
7	1:49.476	22.724	52.694	34.058	231.9	12:49.086	
8	1:49.091	22.851	52.498	33.742	232.4	14:38.177	
9	1:49.317	22.584	52.920	33.813	229.5	16:27.494	
10	1:50.433	22.699	53.359	34.375	231.4	18:17.927	
11	1:49.371	22.712	52.697	33.962	228.1	20:07.298	
12	1:49.511	22.751	52.735	34.025	221.2	21:56.809	
13	1:49.658	23.013	52.673	33.972	227.6	23:46.467	
14	1:49.000	22.774	52.633	33.593	230.5	25:35.467	
15	1:48.772	22.645	52.347	33.780	227.6	27:24.239	
16	1:48.115	22.604	52.112	33.399	232.4	29:12.354	

99 Angel Lorente		SPA					
CUNA DE CAMPEONES		MIR RACING					
1	1:58.044	30.780	53.240	34.024	190.6	1:58.044	
2	1:49.459	22.883	52.649	33.927	222.5	3:47.503	
3	1:49.219	22.843	52.634	33.742	222.1	5:36.722	
4	1:49.498	23.276	52.449	33.773	231.4	7:26.220	
5	1:48.943	22.855	52.372	33.716	216.9	9:15.163	
6	1:48.663	22.637	52.341	33.685	229.0	11:03.826	
7	1:48.553	22.600	52.458	33.495	227.6	12:52.379	
8	1:48.166	22.524	52.278	33.364	227.6	14:40.545	
9	1:48.238	22.472	51.980	33.786	230.0	16:28.783	
10	1:49.303	22.688	52.319	34.296	219.9	18:18.086	
11	1:49.714	22.958	52.911	33.845	218.6	20:07.800	
12	1:49.344	22.588	52.842	33.914	228.1	21:57.144	
13	1:50.188	23.076	52.952	34.160	217.3	23:47.332	
14	1:49.319	22.950	52.292	34.077	224.4	25:36.651	
15	1:48.633	22.886	52.065	33.682	227.1	27:25.284	
16	1:49.065	22.505	52.851	33.709	228.1	29:14.349	
17	1:48.690	22.796	52.277	33.617	221.6	31:03.039	





Circuito do Estoril / 22-23 July 2017



MOTO3 FIM CEV REPSOL CIRCUITO DO ESTORIL RACE

Provisional Classification by Class

Nr. Rider	Nat	Team	Bike	Time	Lap Total	Gap	Kph
M3							
1	71	Dennis Foggia	ITA JUNIOR TEAM VR46 RIDERS ACADEMY	KTM	1:46.641	5 17	141.2
2	31	Kazuki Masaki	JPN ASIA TALENT TEAM	HONDA	1:46.353	8 17 +0.147 +0.147	141.6
3	32	Ai Ogura	JPN ASIA TALENT TEAM	HONDA	1:46.471	5 17 +1.494 +1.347	141.4
4	5	Jaume Masia	SPA CUNA DE CAMPEONES	KTM	1:46.481	5 17 +2.936 +1.442	141.4
5	55	Yari Montella	ITA SIC58 SQUADRA CORSE	HONDA	1:47.684	8 17 +24.657 +21.721	139.8
6	20	José Julián García	SPA FAU55 RACING	KTM	1:47.639	3 17 +24.723 +0.066	139.9
7	86	Charlie Andrew Nesbitt	GBR JUNIOR TEAM ESTRELLA GALICIA 0,0	HONDA	1:47.630	5 17 +29.898 +5.175	139.9
8	14	Sergio García	SPA JUNIOR TEAM ESTRELLA GALICIA 0,0	HONDA	1:47.471	10 17 +36.505 +6.607	140.1
9	81	Aleix Viu	SPA 42MOTORSPORT	KTM	1:48.351	3 17 +37.577 +1.072	138.9
10	9	Kasma Daniel Kasmyudin	MAL PETRONAS SPRINTA RACING	HONDA	1:48.110	5 17 +38.097 +0.520	139.3
11	27	Mattia Casadei	ITA SIC58 SQUADRA CORSE	HONDA	1:48.153	2 17 +38.132 +0.035	139.2
12	82	Stefano Nepa	ITA LEOPARD JUNIOR TEAM	HONDA	1:47.754	3 17 +38.315 +0.183	139.7
13	28	Loran Faber	NED DUTCH RACING TEAM	HONDA	1:48.172	9 17 +38.948 +0.633	139.2
14	17	Riccardo Rossi	ITA JHK T-SHIRT	HUSQVARNA	1:48.138	4 17 +39.235 +0.287	139.2
15	99	Angel Lorente	SPA CUNA DE CAMPEONES	MIR RACING	1:48.166	8 17 +39.390 +0.155	139.2
16	50	Jason Dupasquier	SWI CARXPRT INTERWETTEN JUNIOR MOTO3	KTM	1:47.593	5 17 +39.720 +0.330	139.9
17	16	Alex Ruiz	SPA MRW-MAHINDRA-ASPAR TEAM	MAHINDRA	1:48.319	8 17 +40.460 +0.740	139.0
18	65	Josh Owens	GBR PROMORACING	KALEX	1:49.220	8 17 +58.044 +17.584	137.8
19	19	Rufino Florido	SPA MAHINDRA LAGLISSE TEAM	MAHINDRA	1:49.017	5 17 +1'10.524 +12.480	138.1
20	18	Ryan Van De Lagemaat	NED LAGEMAAT RACING	KTM	1:51.579	16 17 +1'33.183 +22.659	134.9
21	29	Lyvann Luchel	FRA LARRESPORT	MAHINDRA	1:51.554	16 17 +1'39.572 +6.389	135.0
22	4	Chandler Cooper	AUS PROMORACING	KTM	1:52.779	9 17 +1'53.138 +13.566	133.5
23	2	Heng Su	CHN PROMORACING	KTM	1:55.249	2 16 1 Laps 1 Laps	130.6
Not classified:							
47	Aaron Polanco	SPA LEOPARD JUNIOR TEAM	HONDA	1:46.516	14 16 1 Laps	141.3	
88	Brunopalazzese Ieraci	ITA TM RACING FACTORY TEAM	TM RACING	1:47.980	3 16	139.4	
13	Celestino Vietti Ramus	ITA JUNIOR TEAM VR46 RIDERS ACADEMY	KTM	1:47.435	5 10 7 Laps 6 Laps	140.1	
8	Gabriel Martínez-Abrego	MEX MOTOMEX TEAM MOTO3	KTM	1:48.153	6 10	139.2	
64	Alessandro Delbianco	ITA MAX RACING TEAM MAHINDRA	MAHINDRA	1:48.661	2 10 7 Laps +1.574	138.6	
4	Matthias Meggle	GER DYNALVT INTACT GP JUNIOR TEAM	KTM	1:48.328	9 9	139.0	
63	Vicente Perez	SPA REALE AVINTIA ACADEMY	KTM	1:47.857	5 7 10 Laps 2 Laps	139.6	
33	Yuki Kunii	JPN ASIA TALENT TEAM	HONDA	1:46.625	5 5	141.2	
48	Andrea Cavaliere	ITA JHK T-SHIRT	HUSQVARNA	1:48.346	5 5 12 Laps +13.169	139.0	
23	Raúl Fernández	SPA MRW-MAHINDRA-ASPAR TEAM	MAHINDRA	1:47.073	3 4	140.6	
76	Makar Yurchenko	KAZ REALE AVINTIA ACADEMY	KTM	1:48.436	3 4 13 Laps 2'03.587	138.8	
11	Daniel Jones	GBR RACING STEPS FOUNDATION/KRP	KTM	1:47.688	2 3	139.8	
21	Alonso López	SPA JUNIOR TEAM ESTRELLA GALICIA 0,0	HONDA	1:47.285	2 2 15 Laps 1 Laps	140.3	
52	Jeremy Alcoba	SPA JUNIOR TEAM ESTRELLA GALICIA 0,0	HONDA		1		
25	Andy Verdoia	FRA CARXPRT INTERWETTEN JUNIOR MOTO3	KTM		1 16 Laps +7.764		
34	Andi Farid	INA ASTRA HONDA RACING TEAM	HONDA				
42	Filippo Fuligni	ITA 42MOTORSPORT	KTM		17 Laps		
67	Gerard Riu	SPA MAHINDRA LAGLISSE TEAM	MAHINDRA				
77	Lorenzo Petrarca	ITA JHK T-SHIRT	HUSQVARNA		17 Laps		

Published at:

Track Status: **DRY**

Race Director:	Timekeeper:
----------------	-------------





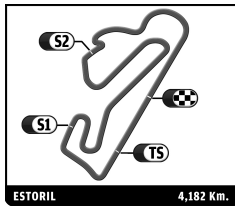
Moto3 JUNIOR
WORLD CHAMPIONSHIP

Moto2
EUROPEAN CHAMPIONSHIP

EUROPEAN
Talent CUP

Circuito do Estoril / 22-23 July 2017

DORNA



MOTO3 FIM CEV REPSOL CIRCUITO DO ESTORIL RACE

Best Top Speeds

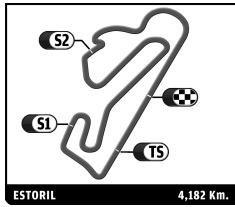
Rider	Team		Top 1		Top 2		Top 3		Top 4		Top 5		Avg
			Kph	Lap	Kph	Lap	Kph	Lap	Kph	Lap	Kph	Lap	
21	Alonso López	JUNIOR TEAM ESTRELLA GALICIA 0,0 M3	236.9	2	184.5	1							210,7
14	Sergio García	JUNIOR TEAM ESTRELLA GALICIA 0,0 M3	236.9	9	236.9	8	235.4	10	234.4	15	234.4	17	235,6
31	Kazuki Masaki	ASIA TALENT TEAM M3	236.4	8	235.9	17	235.4	15	234.9	16	234.9	5	235,5
13	Celestino Vietti Ramus	JUNIOR TEAM VR46 RIDERS ACADEMY M3	235.9	6	234.9	7	234.4	10	233.9	9	233.4	5	234,5
71	Dennis Foggia	JUNIOR TEAM VR46 RIDERS ACADEMY M3	235.4	15	234.4	16	234.4	10	233.9	14	233.4	17	234,3
63	Vicente Perez	REALE AVINTIA ACADEMY M3	235.4	5	234.9	4	234.9	7	230.9	2	229.5	6	233,1
81	Aleix Viu	42MOTORSPORT M3	235.4	16	234.9	6	234.4	13	233.9	15	233.4	5	234,4
55	Yari Montella	SIC58 SQUADRA CORSE M3	234.9	7	231.4	13	230.9	12	230.9	4	230.0	17	231,6
32	Ai Ogura	ASIA TALENT TEAM M3	234.9	16	234.9	15	234.4	17	234.4	9	233.9	6	234,5
82	Stefano Nepa	LEOPARD JUNIOR TEAM M3	234.4	8	231.4	7	230.0	5	227.1	9	226.7	15	229,9
5	Jaume Masia	CUNA DE CAMPEONES M3	234.4	9	234.4	7	233.4	2	233.4	15	233.4	11	233,8
33	Yuki Kunii	ASIA TALENT TEAM M3	234.4	5	228.5	3	227.1	2	226.2	4	182.1	1	219,7
50	Jason Dupasquier	CARXPRT INTERWETTEN JUNIOR MOTO3 M3	233.9	7	231.4	16	230.9	6	229.5	12	228.1	5	230,8
47	Aaron Polanco	LEOPARD JUNIOR TEAM M3	233.9	8	233.4	15	233.4	14	230.5	16	228.5	9	231,9
64	Alessandro Delbianco	MAX RACING TEAM MAHINDRA M3	232.9	5	232.9	8	232.4	6	232.4	2	231.9	7	232,5
86	Charlie Andrew Nesbitt	JUNIOR TEAM ESTRELLA GALICIA 0,0 M3	232.9	6	230.9	7	230.5	15	230.5	5	230.0	16	231,0
88	Brunopalazzese Ieraci	TM RACING FACTORY TEAM M3	232.4	16	232.4	8	231.9	7	231.4	10	230.5	14	231,7
76	Makar Yurchenko	REALE AVINTIA ACADEMY M3	232.4	2	230.5	4	225.7	3	180.9	1			217,4
48	Andrea Cavaliere	JHK T-SHIRT M3	231.9	4	230.5	2	230.5	3	230.0	5	190.9	1	222,8
99	Angel Lorente	CUNA DE CAMPEONES M3	231.4	4	230.0	9	229.0	6	228.1	16	228.1	12	229,3
17	Riccardo Rossi	JHK T-SHIRT M3	231.4	6	230.5	17	230.5	11	230.0	4	228.5	7	230,2
16	Alex Ruiz	MRW-MAHINDRA-ASPAR TEAM M3	231.4	15	230.9	8	230.5	17	230.5	10	230.0	3	230,7
11	Daniel Jones	RACING STEPS FOUNDATION/KRP M3	231.4	2	215.6	3	189.6	1					212,2
23	Raúl Fernández	MRW-MAHINDRA-ASPAR TEAM M3	230.9	4	230.0	3	228.5	2	175.7	1			216,3
8	Gabriel Martínez-Abrego	MOTOMEX TEAM MOTO3 M3	230.9	4	230.9	7	229.5	2	227.6	3	227.1	6	229,2
19	Rufino Florido	MAHINDRA LAGLISSE TEAM M3	230.9	4	230.5	16	228.5	12	228.5	10	228.1	14	229,3
9	Kasma Daniel Kasmayudin	PETRONAS SPRINTA RACING M3	230.9	12	230.9	8	230.5	11	230.0	6	229.0	17	230,3
27	Mattia Casadei	SIC58 SQUADRA CORSE M3	230.5	17	227.6	12	227.1	6	226.7	5	224.4	13	227,3
65	Josh Owens	PROMORACING M3	230.5	4	229.5	12	229.5	8	228.5	14	226.7	11	228,9
20	José Julián García	FAU55 RACING M3	228.5	13	225.3	3	225.3	12	224.4	14	223.9	8	225,5
28	Loran Faber	DUTCH RACING TEAM M3	228.5	17	226.2	8	223.9	15	223.0	10	222.5	9	224,8
4	Matthias Meggle	DYNAVOLT INTACT GP JUNIOR TEAM M3	226.7	9	224.8	6	224.8	7	224.8	8	221.2	3	224,5
24	Chandler Cooper	PROMORACING M3	224.8	16	223.9	4	223.9	5	222.5	6	222.1	3	223,4
2	Heng Su	PROMORACING M3	223.0	2	221.2	4	219.4	16	219.4	11	218.1	14	220,2
18	Ryan Van De Lagemaat	LAGEMAAT RACING M3	221.2	16	220.8	7	219.9	13	219.0	8	219.0	17	220,0
29	Lyvann Luchel	LARREPORT M3	220.8	6	219.4	5	219.0	10	217.7	7	217.3	17	218,8
25	Andy Verdoia	CARXPRT INTERWETTEN JUNIOR MOTO3 M3	188.0	1									188,0
52	Jeremy Alcoba	JUNIOR TEAM ESTRELLA GALICIA 0,0 M3	183.6	1									183,6
42	Filippo Fuligni	42MOTORSPORT M3											
67	Gerard Riu	MAHINDRA LAGLISSE TEAM M3											
34	Andi Farid	ASTRA HONDA RACING TEAM M3											
77	Lorenzo Petrarca	JHK T-SHIRT M3											





Circuito do Estoril / 22-23 July 2017

LORNA CIT FMP



MOTO3 FIM CEV REPSOL CIRCUITO DO ESTORIL RACE

Analysis

■ Personal Best ■ Session Best B Crossing the finish line in pit lane

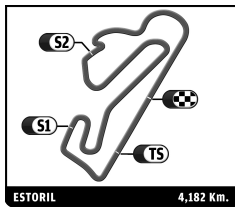
Lap	Time	Sector 1	Sector 2	Sector 3	T. Spd	Elapsed	Lap	Time	Sector 1	Sector 2	Sector 3	T. Spd	Elapsed
2	Heng Su					CHN	4	1:48.415	22.700	52.249	33.466	230.9	7:24.525
	PROMORACING					KTM	5	1:48.331	22.793	51.924	33.614	225.7	9:12.856
1	2:03.833	32.924	55.224	35.685	191.2	2:03.833	6	1:48.153	22.853	51.653	33.647	227.1	11:01.009
2	1:55.249	24.683	55.087	35.479	223.0	3:59.082	7	1:49.672	22.649	51.879	35.144	230.9	12:50.681
3	1:56.039	24.258	55.836	35.945	210.2	5:55.121	8	1:49.181	22.837	51.683	34.661	224.8	14:39.862
4	1:55.876	24.633	55.594	35.649	221.2	7:50.997	9	1:48.259	22.609	51.968	33.682	222.5	16:28.121
5	1:55.683	24.279	55.452	35.952	218.1	9:46.680	10	1:48.622	22.701	52.351	33.570	222.5	18:16.743
6	1:55.734	24.363	55.636	35.735	213.5	11:42.414							
7	1:55.922	24.212	55.668	36.042	216.4	13:38.336							
8	1:56.581	24.187	56.379	36.015	218.1	15:34.917							
9	1:55.614	24.313	55.580	35.721	218.1	17:30.531							
10	1:56.267	24.512	55.649	36.106	212.3	19:26.798							
11	1:55.835	23.986	55.932	35.917	219.4	21:22.633							
12	1:56.887	24.323	55.966	36.598	209.0	23:19.520							
13	1:55.494	24.314	55.312	35.868	216.0	25:15.014							
14	1:55.400	24.062	55.647	35.691	218.1	27:10.414							
15	1:55.581	24.175	55.556	35.850	211.8	29:05.995							
16	1:55.900	24.128	55.804	35.968	219.4	31:01.895							
4	Matthias Meggle					GER	9	Kasma Daniel Kasmayudin					MAL
	DYNAVOLT INTACT GP JUNIOR TEA					KTM		PETRONAS SPRINTA RACING					HONDA
1	1:59.798	32.054	53.821	33.923	192.6	1:59.798	1	1:55.329	29.077	52.283	33.969	190.6	1:55.329
2	1:48.694	22.741	52.392	33.561	218.1	3:48.492	2	1:49.359	22.706	52.710	33.943	218.6	3:44.688
3	1:49.021	22.700	52.290	34.031	221.2	5:37.513	3	1:49.063	22.868	52.527	33.668	212.7	5:33.751
4	1:49.700	22.727	52.719	34.254	217.7	7:27.213	4	1:48.138	22.634	52.168	33.336	213.1	7:21.889
5	1:49.131	22.980	52.237	33.914	211.8	9:16.344	5	1:48.110	22.547	52.123	33.440	219.9	9:09.999
6	1:48.846	22.576	52.150	34.120	224.8	11:05.190	6	1:48.913	22.643	52.593	33.677	230.0	10:58.912
7	1:48.364	22.391	52.253	33.720	224.8	12:53.554	7	1:50.230	22.984	53.243	34.003	226.7	12:49.142
8	1:48.365	22.486	52.209	33.670	224.8	14:41.919	8	1:49.326	22.713	52.863	33.750	230.9	14:38.468
9	1:48.328	22.454	52.169	33.705	226.7	16:30.247	9	1:50.051	22.608	53.713	33.730	222.5	16:28.519
5	Jaume Masia					SPA	10	1:49.118	22.648	52.482	33.988	219.0	18:17.637
	CUNA DE CAMPEONES					KTM	11	1:49.274	22.737	52.463	34.074	230.5	20:06.911
1	1:52.969	27.269	52.128	33.572	179.1	1:52.969	12	1:49.576	22.735	52.754	34.087	230.9	21:56.487
2	1:47.342	22.368	51.727	33.247	233.4	3:40.311	13	1:49.657	23.107	52.683	33.867	228.5	23:46.144
3	1:46.575	22.099	51.454	33.022	229.5	5:26.886	14	1:49.099	22.955	52.502	33.642	226.2	25:35.243
4	1:46.876	22.216	51.373	33.287	230.9	7:13.762	15	1:48.992	22.777	52.284	33.931	223.4	27:24.235
5	1:46.481	22.243	51.291	32.947	231.4	9:00.243	16	1:49.007	22.827	52.539	33.641	223.0	29:13.242
6	1:47.131	22.241	51.688	33.202	230.0	10:47.374	17	1:48.504	22.539	52.162	33.803	229.0	31:01.746
7	1:47.006	22.168	51.183	33.655	234.4	12:34.380							
8	1:46.740	22.363	51.207	33.170	219.9	14:21.120							
9	1:46.652	22.208	51.354	33.090	234.4	16:07.772							
10	1:47.026	22.345	51.425	33.256	227.1	17:54.798							
11	1:47.038	22.136	51.558	33.344	233.4	19:41.836							
12	1:47.360	22.717	51.501	33.142	229.0	21:29.196							
13	1:47.224	22.306	51.526	33.392	230.9	23:16.420							
14	1:46.815	22.335	51.392	33.088	230.9	25:03.235							
15	1:47.225	22.430	51.428	33.367	233.4	26:50.460							
16	1:47.928	22.598	51.835	33.495	232.4	28:38.388							
17	1:48.197	22.373	52.172	33.652	230.9	30:26.585							
8	Gabriel Martínez-Abrego					MEX	11	Daniel Jones					GBR
	MOTOMEX TEAM MOTO3					KTM		RACING STEPS FOUNDATION/KRP					KTM
1	1:58.563	31.404	53.516	33.643	188.3	1:58.563	1	1:55.338	28.773	52.702	33.863	189.6	1:55.338
2	1:49.017	22.600	52.540	33.877	229.5	3:47.580	2	1:47.688	22.416	51.689	33.583	231.4	3:43.026
3	1:48.530	22.605	52.222	33.703	227.6	5:36.110	3	1:48.082	22.466	52.055	33.561	215.6	5:31.108
13	Celestino Vietti Ramus					ITA	13	Sergio Garcia					SPA
	JUNIOR TEAM VR46 RIDERS ACADI					KTM		JUNIOR TEAM ESTRELLA GALICIA (HONDA
1	1:54.567	28.184	52.186	34.197	188.3	1:54.567	1	1:53.078	27.461	52.063	33.554	181.2	1:53.078
2	1:47.988	22.373	51.974	33.641	224.4	3:42.555	2	2:01.963	22.484	1:05.798	33.681	229.5	3:55.041
3	1:47.575	22.461	51.742	33.372	227.1	5:30.130	3	1:48.589	22.686	52.263	33.640	230.0	5:43.630
4	1:47.548	22.379	51.628	33.541	223.0	7:17.678	4	1:48.340	22.555	52.084	33.701	226.7	7:31.970
5	1:47.435	22.257	51.603	33.575	233.4	9:05.113	5	1:47.963	22.554	51.892	33.517	233.9	9:19.933
6	1:47.921	22.390	51.816	33.715	235.9	10:53.034	6	1:48.358	22.742	51.888	33.728	224.4	11:08.291
7	1:47.951	22.326	51.911	33.714	234.9	12:40.985	7	1:47.842	22.552	51.833	33.457	226.7	12:56.133
8	1:47.896	22.385	51.886	33.625	232.4	14:28.881	8	1:47.623	22.473	51.751	33.399	236.9	14:43.756
9	1:47.682	22.205	51.794	33.683	233.9	16:16.563							
10	1:47.800	22.382	51.825	33.593	234.4	18:04.363							





Circuito do Estoril / 22-23 July 2017

LORNA



MOTO3 FIM CEV REPSOL CIRCUITO DO ESTORIL RACE

Analysis

Personal Best Session Best B Crossing the finish line in pit lane

Lap	Time	Sector 1	Sector 2	Sector 3	T. Spd	Elapsed	Lap	Time	Sector 1	Sector 2	Sector 3	T. Spd	Elapsed
9	1:47.584	22.334	51.643	33.607	236.9	16:31.340	6	1:52.091	23.520	53.863	34.708	218.1	11:22.480
10	1:47.471	22.418	51.568	33.485	235.4	18:18.811	7	1:52.216	23.361	54.164	34.691	220.8	13:14.696
11	1:49.450	22.558	52.688	34.204	232.9	20:08.261	8	1:52.157	23.399	54.007	34.751	219.0	15:06.853
12	1:48.668	22.331	52.430	33.907	230.0	21:56.929	9	1:52.009	23.588	53.736	34.685	215.6	16:58.862
13	1:49.630	22.998	52.671	33.961	231.9	23:46.559	10	1:52.400	23.652	53.802	34.946	214.3	18:51.262
14	1:48.311	22.569	51.963	33.779	231.4	25:34.870	11	1:53.168	23.633	54.848	34.687	216.4	20:44.430
15	1:48.451	22.685	51.958	33.808	234.4	27:23.321	12	1:52.363	23.643	54.000	34.720	218.1	22:36.793
16	1:48.364	22.388	52.166	33.810	232.4	29:11.685	13	1:52.542	23.737	53.930	34.875	219.9	24:29.335
17	1:48.469	22.416	51.962	34.091	234.4	31:00.154	14	1:52.079	23.530	53.874	34.675	217.3	26:21.414
							15	1:51.907	23.384	53.773	34.750	218.1	28:13.321
							16	1:51.579	23.271	53.628	34.680	221.2	30:04.900
							17	1:51.932	23.644	53.511	34.777	219.0	31:56.832

16 Alex Ruiz		MRW-MAHINDRA-ASPAR TEAM		MAHINDRA		SPA
1	2:00.014	33.244	52.862	33.908	191.6	2:00.014
2	1:48.890	22.711	52.362	33.817	221.6	3:48.904
3	1:49.126	22.882	52.622	33.622	230.0	5:38.030
4	1:49.192	22.478	52.561	34.153	230.0	7:27.222
5	1:48.600	22.807	51.999	33.794	226.2	9:15.822
6	1:49.137	22.784	52.169	34.184	225.7	11:04.959
7	1:48.385	22.474	52.233	33.678	229.0	12:53.344
8	1:48.319	22.552	52.148	33.619	230.9	14:41.663
9	1:48.450	22.473	52.088	33.889	225.3	16:30.113
10	1:49.132	22.869	52.237	34.026	230.5	18:19.245
11	1:49.526	22.661	53.281	33.584	228.5	20:08.771
12	1:49.182	22.708	52.339	34.135	224.4	21:57.953
13	1:49.786	22.723	52.656	34.407	223.4	23:47.739
14	1:48.907	22.764	52.188	33.955	226.2	25:36.646
15	1:49.168	23.082	52.205	33.881	231.4	27:25.814
16	1:48.998	22.841	52.362	33.795	220.8	29:14.812
17	1:49.297	22.774	52.562	33.961	230.5	31:04.109

17 Riccardo Rossi		JHK T-SHIRT		HUSQVARNA		ITA
1	1:56.335	29.678	52.683	33.974	192.9	1:56.335
2	1:48.375	22.623	52.135	33.617	224.8	3:44.710
3	1:48.910	22.945	52.256	33.709	217.7	5:33.620
4	1:48.138	22.520	52.117	33.501	230.0	7:21.758
5	1:49.070	22.607	52.508	33.955	224.8	9:10.828
6	1:49.240	22.705	52.666	33.869	231.4	11:00.068
7	1:49.257	22.616	52.676	33.965	228.5	12:49.325
8	1:49.719	23.165	52.480	34.074	218.1	14:39.044
9	1:49.038	22.716	52.471	33.851	226.2	16:28.082
10	1:49.833	22.750	52.683	34.400	221.6	18:17.915
11	1:50.354	22.994	52.996	34.364	230.5	20:08.269
12	1:49.305	22.729	52.443	34.133	222.1	21:57.574
13	1:49.678	22.822	52.709	34.147	225.7	23:47.252
14	1:49.121	22.830	52.308	33.983	220.8	25:36.373
15	1:48.739	22.685	52.203	33.851	220.3	27:25.112
16	1:48.963	22.534	52.370	34.059	223.9	29:14.075
17	1:48.809	22.786	52.129	33.894	230.5	31:02.884

18 Ryan Van De Lagemaat		LAGEMAAT RACING		KTM		NED
1	2:01.146	31.348	54.534	35.264	185.1	2:01.146
2	1:52.930	23.879	54.185	34.866	210.6	3:54.076
3	1:52.581	24.065	53.813	34.703	215.2	5:46.657
4	1:51.886	23.283	53.859	34.744	218.1	7:38.543
5	1:51.846	23.529	53.576	34.741	216.0	9:30.389

19 Rufino Florido		MAHINDRA LAGLISSE TEAM		MAHINDRA		SPA
1	1:56.930	29.938	53.068	33.924	192.3	1:56.930
2	1:50.080	23.114	52.592	34.374	221.6	3:47.010
3	1:49.697	22.957	52.766	33.974	224.4	5:36.707
4	1:49.390	22.952	52.653	33.785	230.9	7:26.097
5	1:49.017	22.869	52.336	33.812	226.2	9:15.114
6	1:50.004	22.910	52.693	34.401	226.2	11:05.118
7	1:49.066	22.683	52.448	33.935	224.8	12:54.184
8	1:49.451	22.766	52.696	33.989	227.1	14:43.635
9	1:49.631	22.809	52.660	34.162	221.6	16:33.266
10	1:49.914	22.845	52.993	34.076	228.5	18:23.180
11	1:50.441	22.973	53.212	34.256	228.1	20:13.621
12	1:50.273	22.934	52.976	34.363	228.5	22:03.894
13	1:50.128	23.061	53.100	33.967	227.6	23:54.022
14	2:07.189	23.094	53.035	51.060	228.1	26:01.211
15	1:50.977	23.283	53.455	34.239	223.0	27:52.188
16	1:51.361	23.005	53.822	34.534	230.5	29:43.549
17	1:50.624	23.226	53.238	34.160	226.2	31:34.173

20 José Julián García		FAU55 RACING		KTM		SPA
1	1:54.069	27.782	52.482	33.805	186.7	1:54.069
2	1:48.155	22.441	52.250	33.464	217.3	3:42.224
3	1:47.639	22.262	51.987	33.390	225.3	5:29.863
4	1:47.893	22.562	51.956	33.375	222.5	7:17.756
5	1:48.023	22.532	51.987	33.504	220.8	9:05.779
6	1:47.934	22.675	51.795	33.464	219.0	10:53.713
7	1:48.167	22.731	52.001	33.435	221.6	12:41.880
8	1:47.851	22.500	51.993	33.358	223.9	14:29.731
9	1:47.893	22.440	51.958	33.495	222.5	16:17.624
10	1:48.088	22.724	51.958	33.406	215.2	18:05.712
11	1:49.097	22.612	52.941	33.544	216.0	19:54.809
12	1:48.419	22.626	52.148	33.645	225.3	21:43.228
13	1:48.679	22.574	52.409	33.696	228.5	23:31.907
14	1:49.091	22.671	52.615	33.805	224.4	25:20.998
15	1:49.180	22.927	52.444	33.809	217.7	27:10.178
16	1:49.149	22.941	52.416	33.792	216.0	28:59.327
17	1:49.045	22.659	52.701	33.685	219.0	30:48.372

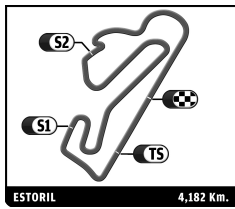
21 Alonso López		JUNIOR TEAM ESTRELLA GALICIA		HONDA		SPA
1	1:52.555	26.929	52.241	33.385	184.5	1:52.555
2	1:47.285	22.536	51.450	33.299	236.9	3:39.840





Circuito do Estoril / 22-23 July 2017

LORNA CIT FMP



MOTO3 FIM CEV REPSOL CIRCUITO DO ESTORIL RACE

Analysis

Personal Best Session Best B Crossing the finish line in pit lane

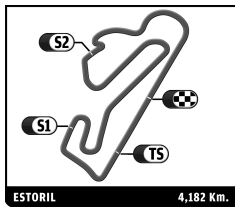
Lap	Time	Sector 1	Sector 2	Sector 3	T. Spd	Elapsed	Lap	Time	Sector 1	Sector 2	Sector 3	T. Spd	Elapsed	
23	Raúl Fernández	SPA						4	1:49.656	23.061	52.720	33.875	213.9	7:26.741
	MRW-MAHINDRA-ASPAR TEAM	MAHINDRA						5	1:48.711	22.671	52.371	33.669	218.1	9:15.452
1	1:52.342	26.847	52.114	33.381	175.7	1:52.342	6	1:48.852	22.760	52.186	33.906	217.3	11:04.304	
2	1:48.234	22.883	51.703	33.648	228.5	3:40.576	7	1:48.671	22.658	52.356	33.657	222.5	12:52.975	
3	1:47.073	22.248	51.607	33.218	230.0	5:27.649	8	1:48.463	22.469	52.226	33.768	226.2	14:41.438	
4	2:47.273 B	22.257	1:24.950	1:00.066	230.9	8:14.922	9	1:48.172	22.471	52.150	33.551	222.5	16:29.610	
24	Chandler Cooper	AUS						10	1:48.859	22.670	52.425	33.764	223.0	18:18.469
	PROMORACING	KTM						11	1:50.114	22.886	53.432	33.796	213.9	20:08.583
1	2:03.127	31.984	55.387	35.756	181.2	2:03.127	12	1:49.203	22.623	52.521	34.059	218.1	21:57.786	
2	1:53.922	23.627	55.259	35.036	220.3	3:57.049	13	1:50.131	22.768	53.045	34.318	217.3	23:47.917	
3	1:53.875	23.594	54.752	35.529	222.1	5:50.924	14	1:48.820	22.753	52.361	33.706	217.3	25:36.737	
4	1:53.714	23.533	54.742	35.439	223.9	7:44.638	15	1:49.006	22.686	52.111	34.209	223.9	27:25.743	
5	1:53.070	23.550	54.493	35.027	223.9	9:37.708	16	1:48.360	22.504	52.184	33.672	219.4	29:14.103	
6	1:53.426	23.804	54.333	35.289	222.5	11:31.134	17	1:48.494	22.589	52.149	33.756	228.5	31:02.597	
7	1:53.699	23.510	54.567	35.622	221.2	13:24.833								
8	1:53.596	24.148	54.492	34.956	220.3	15:18.429								
9	1:52.779	23.643	54.319	34.817	220.3	17:11.208								
10	1:53.412	23.731	54.250	35.431	219.0	19:04.620								
11	1:53.367	23.637	54.654	35.076	215.6	20:57.987								
12	1:53.141	23.549	54.277	35.315	219.9	22:51.128								
13	1:53.077	23.791	54.190	35.096	218.1	24:44.205								
14	1:52.824	23.608	54.299	34.917	221.2	26:37.029								
15	1:53.039	23.569	54.300	35.170	217.7	28:30.068								
16	1:53.112	23.511	54.272	35.329	224.8	30:23.180								
17	1:53.607	24.298	54.306	35.003	221.2	32:16.787								
25	Andy Verdoia	FRA												
	CARXPRT INTERWETTEN JUNIOR	KTM												
1	2:00.991	31.973	54.051	34.967	188.0	2:00.991								
27	Mattia Casadei	ITA												
	SIC58 SQUADRA CORSE	HONDA												
1	1:54.577	28.258	52.413	33.906	184.5	1:54.577								
2	1:48.153	22.778	51.902	33.473	219.9	3:42.730								
3	1:48.357	22.517	52.022	33.818	211.4	5:31.087								
4	1:49.052	22.666	52.898	33.488	220.3	7:20.139								
5	1:48.879	22.683	52.254	33.942	226.7	9:09.018								
6	1:49.936	23.150	53.195	33.591	227.1	10:58.954								
7	1:50.094	23.071	52.761	34.262	221.6	12:49.048								
8	1:49.568	23.253	52.512	33.803	219.9	14:38.616								
9	1:48.923	22.594	52.565	33.764	217.7	16:27.539								
10	1:49.408	22.934	52.807	33.667	223.0	18:16.947								
11	1:49.922	22.893	52.642	34.387	223.4	20:06.869								
12	1:49.694	22.915	52.726	34.053	227.6	21:56.563								
13	1:50.152	23.242	52.964	33.946	224.4	23:46.715								
14	1:48.871	22.804	52.548	33.519	218.6	25:35.586								
15	1:48.863	22.830	52.283	33.750	220.3	27:24.449								
16	1:48.325	22.720	52.197	33.408	221.6	29:12.774								
17	1:49.007	22.500	52.138	34.369	230.5	31:01.781								
28	Loran Faber	NED												
	DUTCH RACING TEAM	HONDA												
1	1:57.991	30.645	53.056	34.290	191.6	1:57.991								
2	1:49.372	23.108	52.459	33.805	217.3	3:47.363								
3	1:49.722	22.821	52.756	34.145	220.3	5:37.085								
29	Lyvann Luchel	FRA												
	LARRESPORT	MAHINDRA												
1	2:01.244	31.259	55.366	34.619	179.4	2:01.244								
2	1:52.971	23.917	54.362	34.692	213.9	3:54.215								
3	1:51.840	23.674	53.808	34.358	210.6	5:46.055								
4	1:51.945	23.301	54.190	34.454	216.4	7:38.000								
5	1:52.176	23.639	53.732	34.805	219.4	9:30.176								
6	1:52.489	24.063	53.841	34.585	220.8	11:22.665								
7	1:52.064	23.513	54.054	34.497	217.7	13:14.729								
8	1:52.539	23.536	54.312	34.691	213.5	15:07.268								
9	1:51.627	23.702	53.714	34.211	211.4	16:58.895								
10	1:52.726	23.960	54.222	34.544	219.0	18:51.621								
11	1:53.211	23.961	54.516	34.734	214.3	20:44.832								
12	1:52.576	23.723	54.231	34.622	213.1	22:37.408								
13	1:52.493	23.598	54.203	34.692	216.4	24:29.901								
14	1:51.884	23.588	53.848	34.448	214.7	26:21.785								
15	1:51.745	23.489	53.673	34.583	213.9	28:13.530								
16	1:51.554	23.498	53.587	34.469	213.5	30:05.084								
17	1:58.137	24.019	57.849	36.269	217.3	32:03.221								
31	Kazuki Masaki	JPN												
	ASIA TALENT TEAM	HONDA												
1	1:53.009	27.514	52.016	33.479	180.9	1:53.009								
2	1:46.830	22.366	51.276	33.188	225.7	3:39.839								
3	1:46.447	22.169	51.241	33.037	232.4	5:26.286								
4	1:46.857	22.233	51.501	33.123	231.4	7:13.143								
5	1:46.798	22.041	51.670	33.087	234.9	8:59.941								
6	1:46.668	22.337	51.211	33.120	230.9	10:46.609								
7	1:47.785	22.134	51.611	34.040	228.1	12:34.394								
8	1:46.353	22.218	51.030	33.105	236.4	14:20.747								
9	1:46.936	22.185	51.590	33.161	232.9	16:07.683								
10	1:47.054	22.303	51.381	33.370	233.4	17:54.737								
11	1:47.298	22.297	51.690	33.311	233.9	19:42.035								
12	1:46.904	22.413	51.275	33.216	227.1	21:28.939								
13	1:47.095	22.243	51.674	33.178	232.4	23:16.034								
14	1:46.838	22.329	51.406	33.103	233.9	25:02.872								
15	1:47.005	22.400	51.295	33.310	235.4	26:49.877								
16	1:46.787	22.210	51.211	33.366	234.9	28:36.664								
17	1:47.132	22.182	51.417	33.533	235.9	30:23.796								
32	Ai Ogura	JPN												
	ASIA TALENT TEAM	HONDA												





Circuito do Estoril / 22-23 July 2017

LORNA



MOTO3 FIM CEV REPSOL CIRCUITO DO ESTORIL RACE

Analysis

Personal Best Session Best B Crossing the finish line in pit lane

Lap	Time	Sector 1	Sector 2	Sector 3	T. Spd	Elapsed	Lap	Time	Sector 1	Sector 2	Sector 3	T. Spd	Elapsed
1	1:52.012	26.407	51.992	33.613	179.1	1:52.012	3	1:48.980	22.553	52.534	33.893	223.4	5:37.092
2	1:47.172	22.587	51.475	33.110	230.9	3:39.184	4	1:49.210	22.856	52.662	33.692	219.4	7:26.302
3	1:47.071	22.129	51.739	33.203	227.6	5:26.255	5	1:47.593	22.270	51.837	33.486	228.1	9:13.895
4	1:47.053	22.031	51.701	33.321	233.9	7:13.308	6	1:48.478	22.418	52.306	33.754	230.9	11:02.373
5	1:46.471	22.114	51.298	33.059	231.9	8:59.779	7	1:48.482	22.570	52.022	33.890	233.9	12:50.855
6	1:46.698	22.136	51.418	33.144	233.9	10:46.477	8	1:48.783	22.603	52.334	33.846	223.9	14:39.638
7	1:46.984	22.154	51.446	33.384	230.0	12:33.461	9	1:49.799	22.700	53.378	33.721	221.6	16:29.437
8	1:47.264	22.214	51.720	33.330	231.9	14:20.725	10	1:49.326	22.707	52.293	34.326	223.9	18:18.763
9	1:47.403	22.096	52.034	33.273	234.4	16:08.128	11	1:51.539	24.820	52.665	34.054	225.7	20:10.302
10	1:46.884	22.144	51.408	33.332	233.9	17:55.012	12	1:48.194	22.443	52.233	33.518	229.5	21:58.496
11	1:47.284	22.327	51.595	33.362	231.4	19:42.296	13	1:49.446	22.658	52.679	34.109	220.8	23:47.942
12	1:47.157	22.355	51.538	33.264	226.7	21:29.453	14	1:48.905	22.927	52.373	33.605	213.1	25:36.847
13	1:47.416	22.188	51.779	33.449	232.9	23:16.869	15	1:49.042	23.093	52.400	33.549	223.4	27:25.889
14	1:46.895	22.215	51.530	33.150	232.4	25:03.764	16	1:48.476	22.587	52.344	33.545	231.4	29:14.365
15	1:46.734	22.072	51.401	33.261	234.9	26:50.498	17	1:49.004	22.747	52.551	33.706	223.4	31:03.369
16	1:47.025	22.269	51.252	33.504	234.9	28:37.523							
17	1:47.620	22.289	51.796	33.535	234.4	30:25.143							

33 Yuki Kuni JPN
ASIA TALENT TEAM HONDA

1	1:52.549	27.024	52.033	33.492	182.1	1:52.549
2	1:46.898	22.400	51.359	33.139	227.1	3:39.447
3	1:46.817	22.109	51.583	33.125	228.5	5:26.264
4	1:47.103	22.343	51.638	33.122	226.2	7:13.367
5	1:46.625	22.224	51.387	33.014	234.4	8:59.992

47 Aaron Polanco SPA
LEOPARD JUNIOR TEAM HONDA

1	1:52.061	26.513	52.289	33.259	178.8	1:52.061
2	1:47.144	22.670	51.479	32.995	226.7	3:39.205
3	1:46.558	22.254	51.338	32.966	227.6	5:25.763
4	1:47.096	22.279	51.796	33.021	228.5	7:12.859
5	1:46.599	22.210	51.313	33.076	227.6	8:59.458
6	1:46.846	22.263	51.381	33.202	227.1	10:46.304
7	1:47.182	22.170	51.827	33.185	228.1	12:33.486
8	1:46.924	22.377	51.333	33.214	233.9	14:20.410
9	1:47.144	22.324	51.662	33.158	228.5	16:07.554
10	1:47.130	22.367	51.273	33.490	226.7	17:54.684
11	1:47.624	22.536	51.646	33.442	227.1	19:42.308
12	1:47.156	22.509	51.468	33.179	224.8	21:29.464
13	1:47.718	22.338	52.090	33.290	227.6	23:17.182
14	1:46.516	22.070	51.221	33.225	233.4	25:03.698
15	1:46.880	22.310	51.460	33.110	233.4	26:50.578
16	1:46.926	22.342	51.199	33.385	230.5	28:37.504

48 Andrea Cavaliere ITA
JHK T-SHIRT HUSQVARNA

1	1:56.960	30.145	53.045	33.770	190.9	1:56.960
2	1:50.056	22.964	53.022	34.070	230.5	3:47.016
3	1:49.159	22.761	52.746	33.652	230.5	5:36.175
4	1:48.640	22.623	52.576	33.441	231.9	7:24.815
5	1:48.346	22.717	52.007	33.622	230.0	9:13.161

50 Jason Dupasquier SWI
CARXPRT INTERWETTEN JUNIOR KTM

1	1:59.370	31.672	53.812	33.886	190.9	1:59.370
2	1:48.742	22.683	52.476	33.583	227.1	3:48.112

52 Jeremy Alcoba SPA
JUNIOR TEAM ESTRELLA GALICIA (HONDA

1	1:53.227	27.847	51.852	33.528	183.6	1:53.227
---	----------	--------	--------	--------	-------	----------

55 Yari Montella ITA
SIC58 SQUADRA CORSE HONDA

1	1:54.006	27.940	52.592	33.474	185.1	1:54.006
2	1:47.720	22.338	52.171	33.211	219.9	3:41.726
3	1:47.834	22.564	51.966	33.304	227.6	5:29.560
4	1:47.985	22.663	52.006	33.316	230.9	7:17.545
5	1:48.143	22.654	51.905	33.584	228.1	9:05.688
6	1:48.047	22.597	52.149	33.301	228.5	10:53.735
7	1:47.972	22.592	51.996	33.384	234.9	12:41.707
8	1:47.684	22.571	51.918	33.195	228.1	14:29.391
9	1:47.979	22.561	52.010	33.408	225.7	16:17.370
10	1:47.874	22.613	51.951	33.310	223.4	18:05.244
11	1:49.235	22.676	52.937	33.622	222.5	19:54.479
12	1:48.490	22.658	52.198	33.634	230.9	21:42.969
13	1:48.720	22.676	52.434	33.610	231.4	23:31.689
14	1:49.487	22.833	52.810	33.844	228.1	25:21.176
15	1:49.093	22.845	52.554	33.694	223.4	27:10.269
16	1:48.912	22.743	52.310	33.859	226.2	28:59.181
17	1:49.125	22.722	52.573	33.830	230.0	30:48.306

63 Vicente Perez SPA
REALE AVINTIA ACADEMY KTM

1	1:53.551	27.413	52.444	33.694	181.8	1:53.551
2	2:01.541	22.257	1:05.417	33.867	230.9	3:55.092
3	1:48.572	22.812	52.110	33.650	226.7	5:43.664
4	1:48.420	22.762	52.006	33.652	234.9	7:32.084
5	1:47.857	22.739	51.715	33.403	235.4	9:19.941
6	1:48.252	22.607	51.849	33.796	229.5	11:08.193
7	1:47.890	22.337	52.023	33.530	234.9	12:56.083

64 Alessandro Delbianco ITA
MAX RACING TEAM MAHINDRA MAHINDRA

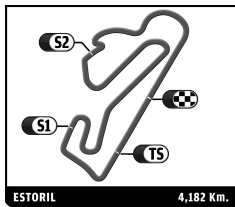
1	1:57.112	30.451	52.940	33.721	188.0	1:57.112
2	1:48.661	22.726	52.344	33.591	232.4	3:45.773
3	1:48.996	22.633	52.636	33.727	230.0	5:34.769
4	1:48.675	22.644	52.325	33.706	231.4	7:23.444
5	1:48.683	22.634	52.343	33.706	232.9	9:12.127





Circuito do Estoril / 22-23 July 2017

LORNA



MOTO3 FIM CEV REPSOL CIRCUITO DO ESTORIL RACE

Analysis

Personal Best Session Best B Crossing the finish line in pit lane

Lap	Time	Sector 1	Sector 2	Sector 3	T. Spd	Elapsed	Lap	Time	Sector 1	Sector 2	Sector 3	T. Spd	Elapsed
6	1:48.772	22.756	52.313	33.703	232.4	11:00.899	3	1:48.351	22.403	52.307	33.641	223.0	5:32.722
7	1:48.949	22.929	52.253	33.767	231.9	12:49.848	4	1:48.612	22.555	52.405	33.652	229.0	7:21.334
8	1:49.517	22.702	52.620	34.195	232.9	14:39.365	5	1:48.409	22.490	52.182	33.737	233.4	9:09.743
9	1:49.395	22.697	52.649	34.049	230.5	16:28.760	6	1:49.080	22.538	52.737	33.805	234.9	10:58.823
10	1:49.557	23.017	52.407	34.133	210.2	18:18.317	7	1:50.363	23.318	52.779	34.266	233.4	12:49.186

65 Josh Owens GBR
PROMORACING KALEX

1	1:58.659	31.045	53.295	34.319	194.6	1:58.659
2	1:50.313	23.018	53.192	34.103	221.6	3:48.972
3	1:49.857	23.003	52.809	34.045	220.3	5:38.829
4	1:49.531	23.166	52.576	33.789	230.5	7:28.360
5	1:49.785	23.121	52.662	34.002	222.5	9:18.145
6	1:49.758	23.099	52.646	34.013	226.2	11:07.903
7	1:49.371	23.105	52.304	33.962	224.4	12:57.274
8	1:49.220	22.886	52.373	33.961	229.5	14:46.494
9	1:50.027	23.140	52.838	34.049	223.4	16:36.521
10	1:50.012	23.036	52.891	34.085	223.4	18:26.533
11	1:50.756	23.034	53.389	34.333	226.7	20:17.289
12	1:50.495	23.235	52.829	34.431	229.5	22:07.784
13	1:50.256	23.101	52.855	34.300	226.7	23:58.040
14	1:50.721	23.173	53.062	34.486	228.5	25:48.761
15	1:51.119	23.451	53.112	34.556	223.9	27:39.880
16	1:51.058	23.246	53.214	34.598	223.0	29:30.938
17	1:50.755	23.147	53.072	34.536	223.0	31:21.693

71 Dennis Foggia ITA
JUNIOR TEAM VR46 RIDERS ACADI KTM

1	1:52.019	26.781	51.864	33.374	185.5	1:52.019
2	1:46.980	22.514	51.351	33.115	232.4	3:38.999
3	1:46.745	22.236	51.388	33.121	227.6	5:25.744
4	1:46.977	22.437	51.501	33.039	229.0	7:12.721
5	1:46.641	22.265	51.156	33.220	232.4	8:59.362
6	1:46.785	22.211	51.368	33.206	232.4	10:46.147
7	1:46.997	22.242	51.482	33.273	233.4	12:33.144
8	1:47.151	22.408	51.431	33.312	230.9	14:20.295
9	1:47.120	22.328	51.596	33.196	232.9	16:07.415
10	1:46.927	22.409	51.320	33.198	234.4	17:54.342
11	1:47.562	22.424	51.888	33.250	230.0	19:41.904
12	1:46.877	22.159	51.468	33.250	228.5	21:28.781
13	1:47.043	22.307	51.446	33.290	232.4	23:15.824
14	1:46.961	22.438	51.353	33.170	233.9	25:02.785
15	1:46.910	22.379	51.288	33.243	235.4	26:49.695
16	1:46.753	22.257	51.235	33.261	234.4	28:36.448
17	1:47.201	22.336	51.426	33.439	233.4	30:23.649

76 Makar Yurchenko KAZ
REALE AVINTIA ACADEMY KTM

1	1:53.735	27.671	52.491	33.573	180.9	1:53.735
2	1:48.869	22.424	53.016	33.429	232.4	3:42.604
3	1:48.436	22.538	52.256	33.642	225.7	5:31.040
4	4:47.469B	22.559	3:32.748	52.162	230.5	10:18.509

81 Aleix Viu SPA
42MOTORSPORT KTM

1	1:55.261	28.369	52.827	34.065	191.2	1:55.261
2	1:49.110	22.649	52.391	34.070	225.7	3:44.371

82 Stefano Nepa ITA
LEOPARD JUNIOR TEAM HONDA

1	1:55.660	29.416	52.440	33.804	191.9	1:55.660
2	1:48.538	22.739	52.107	33.692	215.2	3:44.198
3	1:47.754	22.394	51.948	33.412	224.4	5:31.952
4	1:55.331	22.542	58.817	33.972	224.8	7:27.283
5	1:48.184	22.564	52.030	33.590	230.0	9:15.467
6	1:48.778	22.896	52.137	33.745	220.8	11:04.245
7	1:48.254	22.464	52.357	33.433	231.4	12:52.499
8	1:48.446	22.836	52.044	33.566	234.4	14:40.945
9	1:48.115	22.509	52.071	33.535	227.1	16:29.060
10	1:49.000	22.854	52.029	34.117	219.9	18:18.060
11	1:49.420	22.865	52.618	33.937	222.5	20:07.480
12	1:49.530	22.722	52.776	34.032	222.1	21:57.010
13	1:49.715	23.082	52.811	33.822	220.3	23:46.725
14	1:49.444	22.999	52.549	33.896	219.0	25:36.169
15	1:48.616	22.678	52.223	33.715	226.7	27:24.785
16	1:48.656	22.668	52.369	33.619	223.9	29:13.441
17	1:48.523	22.555	52.317	33.651	223.0	31:01.964

86 Charlie Andrew Nesbitt GBR
JUNIOR TEAM ESTRELLA GALICIA (HONDA

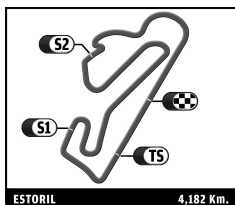
1	1:55.460	29.215	52.343	33.902	185.8	1:55.460
2	1:48.512	22.723	52.178	33.611	222.5	3:43.972
3	1:47.807	22.549	51.751	33.507	226.2	5:31.779
4	1:48.002	22.396	52.198	33.408	223.9	7:19.781
5	1:47.630	22.436	51.714	33.480	230.5	9:07.411
6	1:48.165	22.658	51.877	33.630	232.9	10:55.576
7	1:47.992	22.458	51.843	33.691	230.9	12:43.568
8	1:47.948	22.575	51.750	33.623	222.5	14:31.516
9	1:48.156	22.327	51.931	33.898	229.5	16:19.672
10	1:48.766	22.578	52.161	34.027	228.1	18:08.438
11	1:49.428	22.774	52.467	34.187	225.7	19:57.866
12	1:49.586	22.955	52.579	34.052	225.7	21:47.452
13	1:48.990	22.808	52.339	33.843	226.2	23:36.442
14	1:48.798	22.714	52.063	34.021	227.1	25:25.240
15	1:48.949	22.850	52.225	33.874	230.5	27:14.189
16	1:49.557	22.744	52.768	34.045	230.0	29:03.746
17	1:49.801	22.834	52.632	34.335	225.3	30:53.547





Circuito do Estoril / 22-23 July 2017

DORVA



MOTO3 FIM CEV REPSOL CIRCUITO DO ESTORIL RACE

Analysis

■ Personal Best ■ Session Best B Crossing the finish line in pit lane

Lap	Time	Sector 1	Sector 2	Sector 3	T. Spd	Elapsed	Lap	Time	Sector 1	Sector 2	Sector 3	T. Spd	Elapsed
-----	------	----------	----------	----------	--------	---------	-----	------	----------	----------	----------	--------	---------

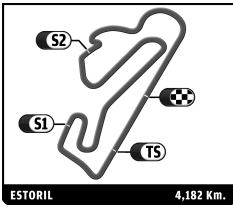
88 Brunopalazzese Ieraci ITA						
TM RACING FACTORY TEAM				TM RACING		
1	1:57.852	30.598	53.178	34.076	189.0	1:57.852
2	1:48.453	22.512	52.374	33.567	228.1	3:46.305
3	1:47.980	22.393	52.083	33.504	228.1	5:34.285
4	1:48.098	22.394	52.278	33.426	223.0	7:22.383
5	1:48.656	22.483	52.307	33.866	221.2	9:11.039
6	1:48.571	22.531	52.377	33.663	230.0	10:59.610
7	1:49.476	22.724	52.694	34.058	231.9	12:49.086
8	1:49.091	22.851	52.498	33.742	232.4	14:38.177
9	1:49.317	22.584	52.920	33.813	229.5	16:27.494
10	1:50.433	22.699	53.359	34.375	231.4	18:17.927
11	1:49.371	22.712	52.697	33.962	228.1	20:07.298
12	1:49.511	22.751	52.735	34.025	221.2	21:56.809
13	1:49.658	23.013	52.673	33.972	227.6	23:46.467
14	1:49.000	22.774	52.633	33.593	230.5	25:35.467
15	1:48.772	22.645	52.347	33.780	227.6	27:24.239
16	1:48.115	22.604	52.112	33.399	232.4	29:12.354

99 Angel Lorente SPA						
CUNA DE CAMPEONES				MIR RACING		
1	1:58.044	30.780	53.240	34.024	190.6	1:58.044
2	1:49.459	22.883	52.649	33.927	222.5	3:47.503
3	1:49.219	22.843	52.634	33.742	222.1	5:36.722
4	1:49.498	23.276	52.449	33.773	231.4	7:26.220
5	1:48.943	22.855	52.372	33.716	216.9	9:15.163
6	1:48.663	22.637	52.341	33.685	229.0	11:03.826
7	1:48.553	22.600	52.458	33.495	227.6	12:52.379
8	1:48.166	22.524	52.278	33.364	227.6	14:40.545
9	1:48.238	22.472	51.980	33.786	230.0	16:28.783
10	1:49.303	22.688	52.319	34.296	219.9	18:18.086
11	1:49.714	22.958	52.911	33.845	218.6	20:07.800
12	1:49.344	22.588	52.842	33.914	228.1	21:57.144
13	1:50.188	23.076	52.952	34.160	217.3	23:47.332
14	1:49.319	22.950	52.292	34.077	224.4	25:36.651
15	1:48.633	22.886	52.065	33.682	227.1	27:25.284
16	1:49.065	22.505	52.851	33.709	228.1	29:14.349
17	1:48.690	22.796	52.277	33.617	221.6	31:03.039





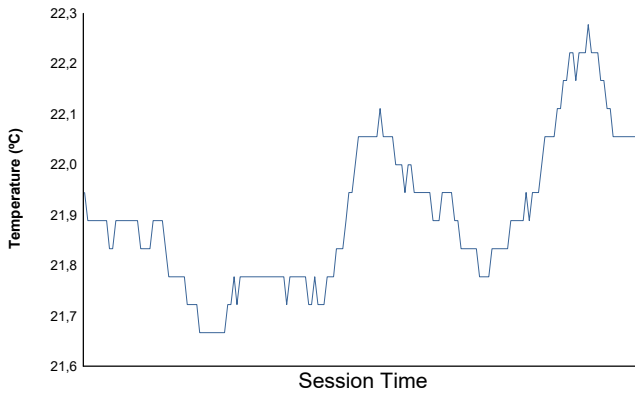
Circuito do Estoril / 22-23 July 2017



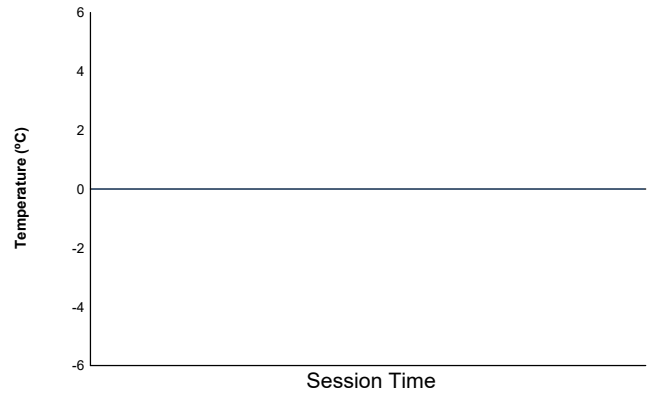
FIM CEV REPSOL CIRCUITO DO ESTORIL MOTO3 RACE

Weather Report

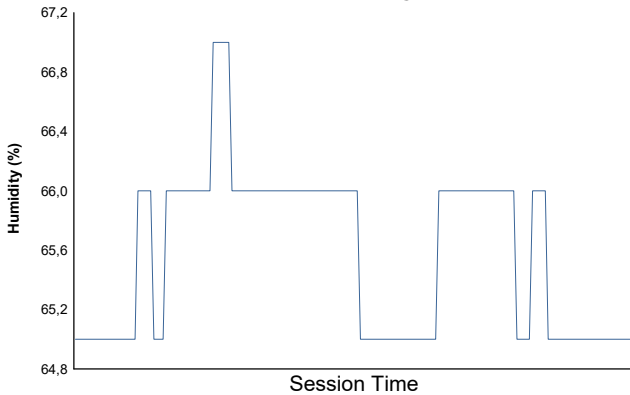
Air Temperature



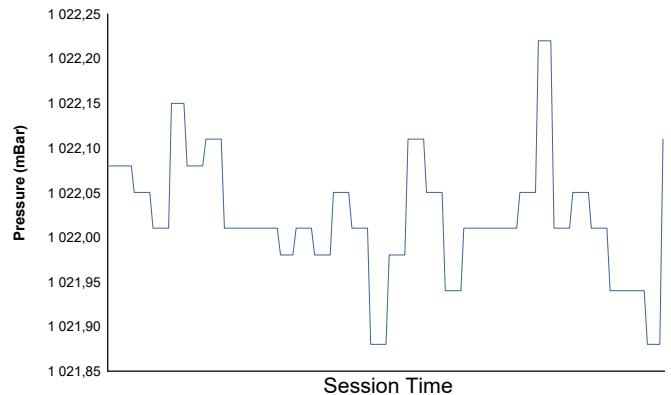
Track Temperature



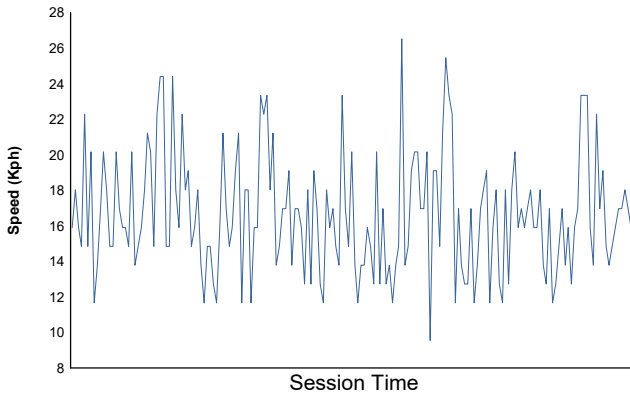
Humidity



Pressure

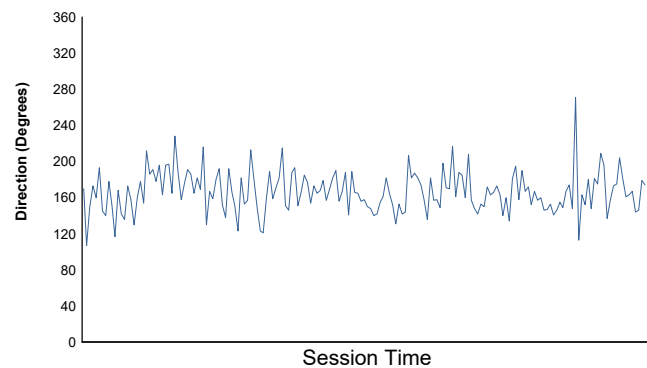


Wind Speed



Wind direction

North = 0°/360° Est = 90° South = 180° West = 270°

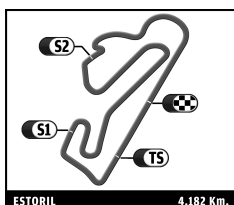


Track Status: **DRY**





Circuito do Estoril / 22-23 July 2017



MOTO3 FIM CEV REPSOL CIRCUITO DO ESTORIL RACE

Entry List

Nr. Rider	Nat	Team	Bike	Class
2 Heng Su	CHN	PROMORACING	KTM	M3
4 Matthias Meggle	GER	DYNAVOLT INTACT GP JUNIOR TEAM	KTM	M3
5 Jaume Masia	SPA	CUNA DE CAMPEONES	KTM	M3
8 Gabriel Martínez-Abrego	MEX	MOTOMEX TEAM MOTO3	KTM	M3
9 Kasma Daniel Kasmayudin	MAL	PETRONAS SPRINTA RACING	HONDA	M3
11 Daniel Jones	GBR	RACING STEPS FOUNDATION/KRP	KTM	M3
13 Celestino Vietti Ramus	ITA	JUNIOR TEAM VR46 RIDERS ACADEMY	KTM	M3
14 Sergio García	SPA	JUNIOR TEAM ESTRELLA GALICIA 0,0	HONDA	M3
16 Alex Ruiz	SPA	MRW-MAHINDRA-ASPAR TEAM	MAHINDRA	M3
17 Riccardo Rossi	ITA	JHK T-SHIRT	HUSQVARNA	M3
18 Ryan Van De Lagemaat	NED	LAGEMAAT RACING	KTM	M3
19 Rufino Florido	SPA	MAHINDRA LAGLISSE TEAM	MAHINDRA	M3
20 José Julián García	SPA	FAU55 RACING	KTM	M3
21 Alonso López	SPA	JUNIOR TEAM ESTRELLA GALICIA 0,0	HONDA	M3
23 Raúl Fernández	SPA	MRW-MAHINDRA-ASPAR TEAM	MAHINDRA	M3
24 Chandler Cooper	AUS	PROMORACING	KTM	M3
25 Andy Verdoia	FRA	CARXPERT INTERWETTEN JUNIOR MOTO3	KTM	M3
27 Mattia Casadei	ITA	SIC58 SQUADRA CORSE	HONDA	M3
28 Lorán Faber	NED	DUTCH RACING TEAM	HONDA	M3
29 Lyvann Luchel	FRA	LARRESPORT	MAHINDRA	M3
31 Kazuki Masaki	JPN	ASIA TALENT TEAM	HONDA	M3
32 Ai Ogura	JPN	ASIA TALENT TEAM	HONDA	M3
33 Yuki Kunii	JPN	ASIA TALENT TEAM	HONDA	M3
34 Andi Farid	INA	ASTRA HONDA RACING TEAM	HONDA	M3
42 Filippo Fuligni	ITA	42MOTORSPORT	KTM	M3
47 Aaron Polanco	SPA	LEOPARD JUNIOR TEAM	HONDA	M3
48 Andrea Cavaliere	ITA	JHK T-SHIRT	HUSQVARNA	M3
50 Jason Dupasquier	SWI	CARXPERT INTERWETTEN JUNIOR MOTO3	KTM	M3
52 Jeremy Alcoba	SPA	JUNIOR TEAM ESTRELLA GALICIA 0,0	HONDA	M3
55 Yari Montella	ITA	SIC58 SQUADRA CORSE	HONDA	M3
63 Vicente Perez	SPA	REALE AVINTIA ACADEMY	KTM	M3
64 Alessandro Delbianco	ITA	MAX RACING TEAM MAHINDRA	MAHINDRA	M3
65 Josh Owens	GBR	PROMORACING	KALEX	M3
67 Gerard Riu	SPA	MAHINDRA LAGLISSE TEAM	MAHINDRA	M3
71 Dennis Foggia	ITA	JUNIOR TEAM VR46 RIDERS ACADEMY	KTM	M3
76 Makar Yurchenko	KAZ	REALE AVINTIA ACADEMY	KTM	M3
77 Lorenzo Petrarca	ITA	JHK T-SHIRT	HUSQVARNA	M3
81 Aleix Viu	SPA	42MOTORSPORT	KTM	M3
82 Stefano Nepa	ITA	LEOPARD JUNIOR TEAM	HONDA	M3
86 Charlie Andrew Nesbitt	GBR	JUNIOR TEAM ESTRELLA GALICIA 0,0	HONDA	M3
88 Brunopalazese Ieraci	ITA	TM RACING FACTORY TEAM	TM RACING	M3
99 Angel Lorente	SPA	CUNA DE CAMPEONES	MIR RACING	M3

42 Competitors

Published at:

Race Director:	Timekeeper:
----------------	-------------

