

Circuit Ricardo Tormo / 8-9 July 2017



FIM CEV REPSOL. Circuit CV

8 - 9 July 2017

Laps: 12

Circuit de la C.Valenciana

Length: 4005 metros

Results

Race 1 Moto2

Pos.	N.	Rider	Team	Motorcycle	Nat.	Laps	Time	Best Lap	iL	Gap	Interval	Speed	Tyr.	Pt.	Cat.
1	51	GRANADO, Eric	Promoracing	Kalex	BRA	12	19:28,901	01:36,283	3			148,13	Du	25	
2	88	CARDUS, Ricky	Team Stylobike	Kalex	SPA	12	19:29,637	01:36,522	8	00:00,736	00:00,736	148	Du	20	
3	14	GARZO, Héctor	Team Wimur CNS	Tech3	SPA	12	19:30,519	01:36,456	2	00:01,618	00:00,882	147,88	Du	16	
4	96	SANCHIS, David	Easyrace M2	Suter	SPA	12	19:32,911	01:36,546	8	00:04,010	00:02,392	147,62	Du	13	
5	3	TULOVIC, Lukas	Forward Junior T.	Kalex	GER	12	19:37,713	01:37,045	5	00:08,812	00:04,802	147	Du	11	
6	44	ODENDAAL, Steven	NTS Sportscode T.Pro	NTS	RSA	12	19:38,085	01:37,234	7	00:09,184	00:00,372	146,87	Du	10	
7	22	FULIGNI, Federico	Forward Junior T.	Kalex	ITA	12	19:42,459	01:37,621	4	00:13,558	00:04,374	146,38	Du	9	
8	76	ONO, Hiroki	NTS Sportscode T.Pro	NTS	JPN	12	19:42,659	01:37,540	4	00:13,758	00:00,200	146,38	Du	8	
9	99	GUTIERREZ, Oscar	Team Stratos	Ariane2	SPA	12	19:58,017	01:38,264	3	00:29,116	00:15,358	144,42	Du	7	
10	17	LUNA, Marc	Team Wimur CNS	Tech3	SPA	12	20:02,128	01:39,030	2	00:33,227	00:04,111	143,94	Du	6	
11	71	DUERLUND, Pontus	Bullit Motorcycles	Kalex	SWE	12	20:04,436	01:39,079	8	00:35,535	00:02,308	143,7	Du	5	
12	32	GRANTON, Fausto	Promoracing	Kalex	ARG	12	20:10,260	01:39,647	6	00:41,359	00:05,824	142,99	Du	4	
13	19	DUFOUR, Paul	JEG Racing	Yamaha	FRA	12	20:42,874	01:42,360	5	01:13,973	00:32,614	139,3	Du	3STK	
14	20	EKKY, Dimas	Astra Honda Racing T	Kalex	INA	12	20:45,563	01:37,254	2	01:16,662	00:02,689	138,97	Du	2	
15	66	LE GALLO, Philippe	Yamaha Laglisse	Yamaha	FRA	11	20:33,429	01:49,355	10	-1 Lap	-1 Lap	128,63	Du	1STK	
Not Classified															
.	23	MRKYVKA, Jirka	Willi Race RT	Kalex	CZE	2	03:28,489	01:39,968	2	-10 Lap	-9 Lap	138,63	Du		
.	36	URIBE, Jayson	AGR Team	Kalex	USA	2	00:04:48,68703:01,544		2	-10 Lap	01:20,198	100,13	Du		
.	27	ROBERTS, Joe	AGR Team	Kalex	USA	1	01:45,484	START		-11 Lap	-1 Lap	137,31	Du		
Not Started															
.	46	BRENNER, Marcel	H43Team Nobby	Kalex	SWI								Du		
.	18	CARDELUS, Xavier	Team Stylobike	Kalex	AND								Du		
.	9	PEROLARI, Coirentin	Promoto Sport	Transfiomers	FRA								Du		

Best Lap: Rider 51 - GRANADO, Eric - Time: 01:36,283 at 149,75 Km/h

Pole position: 51 - GRANADO, Eric, time: 01:36,108

Circuit de la C.Valenciana

Final Official

Provisional Official

Length: 4005

Hour: 12:10:00

JURY:

Hour:

C.of the Course:


Hour:

C.Timekeeper:

Hour: 12:39:41



CRONOCIRCUIT: oscar.gutierrez@circuitvalencia.com



Circuit de la C.Valenciana

8 - 9 July 2017

Circuit de la C.Valenciana

Race 1 Moto2

LISTADO DEL PLANNING

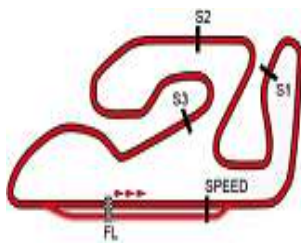
	V1	V2	V3	V4	V5	V6	V7	V8	V9	V10	V11	V12
51 - GRANADO,Eric	14	14	36P	14	14	14	88	88	88	88	51	51
88 - CARDUS,Ricky	88	88	14	88	88	88	51	51	51	51	88	88
14 - GARZO,Héctor	3	51	88	51	51	51	14	14	14	14	14	14
96 - SANCHIS,David	51	3	51	3	3	96	96	96	96	96	96	96
3 - TULOVIC,Lukas	20	20	3	96	96	3	3	3	3	3	3	3
44 - ODENDAAL,Steven	44	44	20	44	44	44	44	44	44	44	44	44
22 - FULIGNI,Federico	27	96	44	22	22	22	22	22	22	22	22	22
76 - ONO,Hiroki	96	22	96	76	76	76	76	76	76	76	76	76
99 - GUTIERREZ,Oscar	22	76	22	99	99	99	99	99	99	99	99	99
17 - LUNA,Marc	76	99	76	71	17	17	17	17	66	17	17	17
71 - DUERLUND,Pontus	36	71	99	17	71	71	71	71	17	71	71	71
32 - GRANTON,Fausto	99	17	71	32	32	32	32	32	71	32	32	32
19 - DUFOUR,Paul	71	23	17	19	19	19	19	19	32	66	66	66
20 - EKKY,Dimas	23	32	32	66	20	20	20	20	19	19	19	19
66 - LE GALLO,Philippe	32	19	19	20	66	66	66	66	20	20	20	20
23 - MRKYVKA,Jirka	17	66	66									
36 - URIBE,Jayson	19											
27 - ROBERTS,Joe	66											
46 - BRENNER,Marcel	46											
18 - CARDELUS,Xavier	18											
9 - PEROLARI,Corentin	9											

Presidente del Jurado

Director de Carrera

Cronometrador





Circuit de la C.Valenciana

FIM CEV REPSOL. Circuit CV

VUELTA A VUELTA SECTORES Race 1 Moto2

3 - TULOVIC,Lukas P.Vmax: 11 T. Ideal: 01:36,881

Table with 7 columns: V. Tiempo, Sector 1, Sector 2, Sector 3, Sector 4, V.Max, Hora. Rows 1-12 showing lap times and sector splits.

9 - PEROLARI,Corentin P.Vmax: 19 T. Ideal: 00:00,000

Table with 7 columns: V. Tiempo, Sector 1, Sector 2, Sector 3, Sector 4, V.Max, Hora. Row 1 showing lap time.

14 - GARZO,Héctor P.Vmax: 7 T. Ideal: 01:36,397

Table with 7 columns: V. Tiempo, Sector 1, Sector 2, Sector 3, Sector 4, V.Max, Hora. Rows 1-12 showing lap times and sector splits.

17 - LUNA,Marc P.Vmax: 5 T. Ideal: 01:38,636

Table with 7 columns: V. Tiempo, Sector 1, Sector 2, Sector 3, Sector 4, V.Max, Hora. Rows 1-12 showing lap times and sector splits.

18 - CARDELUS,Xavier P.Vmax: 19 T. Ideal: 00:00,000

Table with 7 columns: V. Tiempo, Sector 1, Sector 2, Sector 3, Sector 4, V.Max, Hora. Row 1 showing lap time.

19 - DUFOUR,Paul P.Vmax: 16 T. Ideal: 01:42,063

Table with 7 columns: V. Tiempo, Sector 1, Sector 2, Sector 3, Sector 4, V.Max, Hora. Rows 1-6 showing lap times and sector splits.

Table with 7 columns: V. Tiempo, Sector 1, Sector 2, Sector 3, Sector 4, V.Max, Hora. Rows 7-12 showing lap times and sector splits.

20 - EKKY,Dimas P.Vmax: 10 T. Ideal: 01:37,140

Table with 7 columns: V. Tiempo, Sector 1, Sector 2, Sector 3, Sector 4, V.Max, Hora. Rows 1-12 showing lap times and sector splits.

22 - FULIGNI,Federico P.Vmax: 7 T. Ideal: 01:37,431

Table with 7 columns: V. Tiempo, Sector 1, Sector 2, Sector 3, Sector 4, V.Max, Hora. Rows 1-12 showing lap times and sector splits.

23 - MRKYVKA,Jirka P.Vmax: 14 T. Ideal: 01:39,968

Table with 7 columns: V. Tiempo, Sector 1, Sector 2, Sector 3, Sector 4, V.Max, Hora. Rows 1-2 showing lap times and sector splits.

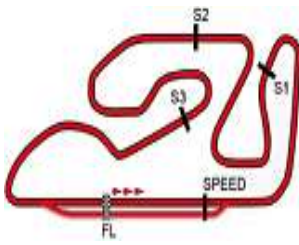
27 - ROBERTS,Joe P.Vmax: 18 T. Ideal: 01:45,484

Table with 7 columns: V. Tiempo, Sector 1, Sector 2, Sector 3, Sector 4, V.Max, Hora. Row 1 showing lap time.

32 - GRANTON,Fausto P.Vmax: 15 T. Ideal: 01:39,479

Table with 7 columns: V. Tiempo, Sector 1, Sector 2, Sector 3, Sector 4, V.Max, Hora. Rows 1-12 showing lap times and sector splits.





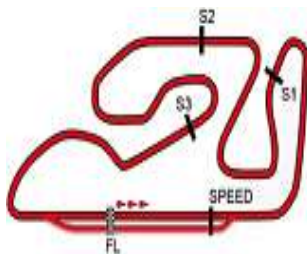
Circuit de la C.Valenciana

FIM CEV REPSOL. Circuit CV

VUELTA A VUELTA SECTORES Race 1 Moto2

8	01:39,419	00:22,728	00:26,450	00:23,256	00:26,985	233,09	12:30:21
9	01:39,129	00:22,717	00:26,279	00:23,176	00:26,957	233,09	12:32:00
10	01:39,234	00:22,787	00:26,252	00:23,186	00:27,009	232,26	12:33:39
11	01:39,575	00:22,821	00:26,365	00:23,278	00:27,111	232,26	12:35:19
12	01:40,044	00:22,860	00:26,510	00:23,444	00:27,230	232,26	12:36:59





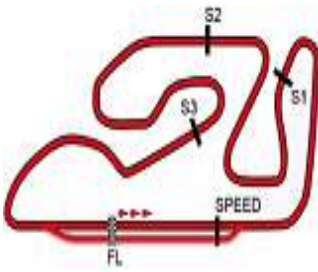
Circuit de la C.Valenciana

FIM CEV REPSOL. Circuit CV

Velocidades máximas Race 1 Moto2

Piloto	Nacionalidad/Res.	Marca	Mejores 5 velocidades máx.					Media	Máx.
96 SANCHIS,David	SPA	Suter	246,4	246,4	245,5	242,7	240,9	244,4	246,4
76 ONO,Hiroki	JPN	NTS	245,5	245,5	245,5	244,5	244,5	245,1	245,5
44 ODENDAAL,Steven	RSA	NTS	245,5	243,6	243,6	243,6	242,7	243,8	245,5
88 CARDUS,Ricky	SPA	Kalex	244,5	243,6	242,7	242,7	241,8	243,1	244,5
51 GRANADO,Eric	BRA	Kalex	243,6	242,7	240,9	240,0	240,0	241,4	243,6
17 LUNA,Marc	SPA	Tech3	243,6	240,9	240,0	239,1	238,2	240,4	243,6
14 GARZO,Héctor	SPA	Tech3	242,7	241,8	241,8	240,9	240,9	241,6	242,7
22 FULIGNI,Federico	ITA	Kalex	242,7	241,8	241,8	240,9	240,9	241,6	242,7
36 URIBE,Jayson	USA	Kalex	241,8	181,0				211,4	241,8
20 EKKY,Dimas	INA	Kalex	240,9	240,0	239,1	236,5	236,5	238,6	240,9
3 TULOVIC,Lukas	GER	Kalex	240,0	240,0	240,0	239,1	239,1	239,6	240,0
99 GUTIERREZ,Oscar	SPA	Ariane2	238,2	235,6	234,8	233,9	233,9	235,3	238,2
71 DUERLUND,Pontus	SWE	Kalex	237,4	236,5	236,5	235,6	235,6	236,3	237,4
23 MRKYVKA,Jirka	CZE	Kalex	235,6	177,5				206,6	235,6
32 GRANTON,Fausto	ARG	Kalex	233,9	233,9	233,1	233,1	232,3	233,3	233,9
19 DUFOUR,Paul	FRA	Yamaha	231,4	229,8	229,0	229,0	229,0	229,6	231,4
66 LE GALLO,Philippe	FRA	Yamaha	226,6	224,2	224,2	224,2	223,4	224,5	226,6
27 ROBERTS,Joe	USA	Kalex	181,5					181,5	181,5
18 CARDELUS,Xavier	AND	Kalex							
46 BRENNER,Marcel	SWI	Kalex							
9 PEROLARI,Corentin	FRA	Transformers							





Moto3

Moto2

Talent

Circuit Ricardo Tormo / 8-9 July 2017

Circuit de la C.Valenciana

8 - 9 July 2017

Circuit de la C.Valenciana
FIM CEV REPSOL. Circuit CV
ANALISIS PIT Race 1 Moto2

36 URIBE,Jayson			
Team AGR Team			
Time IN	Time OUT	GAP	Lap
12:22:13,461	...		2
Num. P. 1		Total in PIT:	



CRONOCIRCUIT: oscar.guierrez@circuitvalencia.com