

Circuit Ricardo Tormo / 8-9 July 2017



FIM CEV REPSOL. Circuit CV

8 - 9 July 2017

Laps: 17

Circuit de la C.Valenciana
Length: 4005 metros

Results

Race ETC

| Pos. | N. | Rider | Team | Motorcycle | Nat. | Laps | Time | Best Lap | iL | Gap | Interval | Speed | Tyr. | Pt. | Cat. |
|-----------------------|----|---------------------|---------------------|------------|------|------|-----------|------------------|----|-----------|-----------|--------|------|-----|------|
| 1 | 55 | TOLEDO,Alex | Cuna de Campeones | Honda | SPA | 17 | 29:49,703 | 01:44,362 | 13 | | | 137,01 | Du | 25 | |
| 2 | 26 | PARRA,Miguel | Blumaq HMA R. | Honda | SPA | 17 | 29:49,816 | 01:44,263 | 2 | 00:00,113 | 00:00,113 | 137,01 | Du | 20 | |
| 3 | 27 | DIEZ,Alejandro | T.Honda Impala | Honda | SPA | 17 | 29:52,332 | 01:44,418 | 15 | 00:02,629 | 00:02,516 | 136,78 | Du | 16 | |
| 4 | 25 | MELGAR,Eduard | Gr.Machado-Came | Honda | SPA | 17 | 29:57,185 | 01:44,329 | 7 | 00:07,482 | 00:04,853 | 136,4 | Du | 13 | |
| 5 | 77 | PEREZ,Andreas | Reale Avintia Acad. | Honda | SPA | 17 | 29:57,927 | 01:44,752 | 6 | 00:08,224 | 00:00,742 | 136,4 | Du | 11 | |
| 6 | 43 | JESPERSEN,Simon | Team Jespersen | Honda | DEN | 17 | 30:03,348 | 01:44,767 | 7 | 00:13,645 | 00:05,421 | 135,94 | Du | 10 | |
| 7 | 47 | HERNANDEZ,Ferrán | G.Machado-Came | Honda | SPA | 17 | 30:07,639 | 01:44,872 | 8 | 00:17,936 | 00:04,291 | 135,64 | Du | 9 | |
| 8 | 50 | VOSTATEK,Ondrej | ETG Racing | Honda | CZE | 17 | 30:23,524 | 01:46,145 | 3 | 00:33,821 | 00:15,885 | 134,45 | Du | 8 | |
| 9 | 21 | FALCONE,Vincent | TFC Racing | Honda | FRA | 17 | 30:23,664 | 01:45,722 | 7 | 00:33,961 | 00:00,140 | 134,45 | Du | 7 | |
| 10 | 36 | NEILA,Beatriz | Team Stratos | Honda | SPA | 17 | 30:23,924 | 01:46,308 | 14 | 00:34,221 | 00:00,260 | 134,45 | Du | 6 | |
| 11 | 24 | GREGORIO,Matthieu | Blumaq HMA R. | Honda | FRA | 17 | 30:24,103 | 01:46,438 | 14 | 00:34,400 | 00:00,179 | 134,38 | Du | 5 | |
| 12 | 31 | NYUL,Aurel | T.Honda Impala | Honda | FRA | 17 | 30:29,346 | 01:46,365 | 5 | 00:39,643 | 00:05,243 | 134,01 | Du | 4 | |
| 13 | 57 | BLACKWELL,Callum J. | CJ Racing | Honda | GBR | 17 | 30:37,902 | 01:46,831 | 6 | 00:48,199 | 00:08,556 | 133,43 | Du | 3 | |
| 14 | 22 | CRISTIN,Stefano | Bierreti | Honda | ITA | 17 | 30:44,066 | 01:47,208 | 8 | 00:54,363 | 00:06,164 | 132,92 | Du | 2 | |
| 15 | 80 | ALONSO,Víctor | 42Motorsport | Honda | SPA | 17 | 31:00,913 | 01:47,648 | 7 | 01:11,210 | 00:16,847 | 131,78 | Du | 1 | |
| 16 | 2 | HART,Jack | Hart Racing | Honda | GBR | 17 | 31:12,779 | 01:48,645 | 14 | 01:23,076 | 00:11,866 | 130,93 | Du | | |
| 17 | 40 | SUAREZ,José | Reale Avintia Acad. | Honda | SPA | 17 | 31:12,850 | 01:48,855 | 7 | 01:23,147 | 00:00,071 | 130,93 | Du | | |
| Not Classified | | | | | | | | | | | | | | | |
| . | 9 | GOMEZ,Francisco | Team Larresport | Honda | SPA | 16 | 28:04,206 | 01:44,496 | 2 | -1 Lap | -1 Lap | 136,99 | Du | | |
| . | 12 | PAAVILAINEN,Peetu | H43Team Nobby | Honda | FIN | 16 | 28:04,362 | 01:44,269 | 3 | -1 Lap | 00:00,156 | 136,99 | Du | | |
| . | 70 | WENDEBORN,Lukas | Lukasracing | Honda | SWE | 9 | 16:18,721 | 01:46,909 | 3 | -8 Lap | -7 Lap | 132,68 | Du | | |
| . | 74 | SAKO,Daijiro | Blumaq HMA R. | Honda | JPN | 9 | 16:19,503 | 01:45,266 | 4 | -8 Lap | 00:00,782 | 132,55 | Du | | |
| . | 14 | BELLOT,María | Stratos Racing T. | Honda | SPA | 9 | 16:48,651 | 01:49,660 | 8 | -8 Lap | 00:29,148 | 128,73 | Du | | |
| . | 18 | GONZALEZ,Manuel | Halcourier Racing | Honda | SPA | 2 | 03:36,704 | 01:44,010 | 2 | -15 Lap | -7 Lap | 133,5 | Du | | |
| . | 61 | GARCIA,Iker | Reale Avintia Acad. | Honda | SPA | | | | | | | | Du | | |
| . | 16 | DAVIS,Jamie W. | Fau55 Racing | Honda | GBR | | | | | | | | Du | | |
| . | 33 | REHACEK,Filip | Igax Team | Honda | CZE | | | | | | | | Du | | |
| . | 83 | KAWAKAMI,Meikon | PlaystationLaglisse | Honda | BRA | | | | | | | | Du | | |
| Not Started | | | | | | | | | | | | | | | |
| . | 64 | VELTHUIZEN,Colin | 4Holland Racing | Honda | NED | | | | | | | | Du | | |
| . | 71 | CAÑERO,Fau | Halcourier Racing | Honda | SPA | | | | | | | | Du | | |

Best Lap: Rider 18 - GONZALEZ,Manuel - Time: 01:44,010 at 138,62 Km/h

Pole position: 9 - GOMEZ,Francisco, time: 01:43,958

Circuit de la C.Valenciana

Final Official

Provisional Official

Length: 4005 Hour: 13:00:00

JURY:

Hour:

C.of the Course:


Hour:

C.Timekeeper:

Hour: 13:35:20



CRONOCIRCUIT: oscar.gutierrez@circuitvalencia.com



Circuit de la C.Valenciana

8 - 9 July 2017

Circuit de la C.Valenciana

Race ETC

LISTADO DEL PLANNING

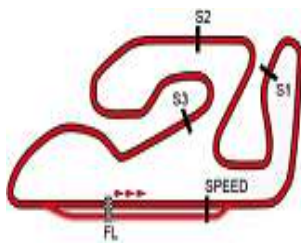
| | V1 | V2 | V3 | V4 | V5 | V6 | V7 | V8 | V9 | V10 | V11 | V12 | V13 | V14 | V15 | V16 | V17 |
|--------------------------|----|----|----|----|-----|----|----|----|-----|-----|-----|-----|-----|-----|-----|-----|-----|
| 56 - TOLEDO,Alex | 26 | 26 | 9 | 9 | 9 | 9 | 9 | 9 | 9 | 9 | 9 | 9 | 26 | 26 | 9 | 9 | 55 |
| 26 - PARRA,Miguel | 9 | 18 | 26 | 26 | 26 | 26 | 26 | 55 | 26 | 55 | 26 | 26 | 9 | 12 | 12 | 26 | 26 |
| 27 - DIEZ,Alejandro | 18 | 9 | 55 | 55 | 55 | 55 | 55 | 26 | 55 | 26 | 55 | 12 | 12 | 9 | 26 | 12 | 27 |
| 25 - MELGAR,Eduard | 55 | 55 | 27 | 27 | 27 | 12 | 12 | 12 | 25 | 25 | 12 | 55 | 55 | 55 | 55 | 55 | 25 |
| 77 - PEREZ,Andreas | 27 | 27 | 12 | 12 | 12 | 27 | 25 | 25 | 12 | 12 | 25 | 25 | 27 | 27 | 27 | 27 | 77 |
| 43 - JESPERSEN,Simon | 12 | 12 | 25 | 25 | 25 | 25 | 27 | 27 | 27 | 27 | 27 | 27 | 25 | 25 | 25 | 25 | 43 |
| 47 - HERNANDEZ,Ferrán | 25 | 25 | 77 | 77 | 77 | 77 | 77 | 77 | 77 | 77 | 77 | 77 | 77 | 77 | 77 | 77 | 47 |
| 50 - VOSTATEK,Ondrej | 43 | 47 | 43 | 47 | 47 | 47 | 47 | 47 | 47 | 47 | 47 | 43 | 43 | 43 | 43 | 43 | 50 |
| 21 - FALCONE,Vincent | 47 | 77 | 47 | 43 | 43 | 43 | 43 | 43 | 43 | 43 | 43 | 47 | 47 | 47 | 47 | 47 | 21 |
| 36 - NEILA,Beatriz | 36 | 43 | 74 | 74 | 74P | 50 | 50 | 50 | 50 | 50 | 50 | 21 | 21 | 50 | 21 | 50 | 36 |
| 24 - GREGORIO,Matthieu | 74 | 74 | 36 | 24 | 36 | 24 | 24 | 24 | 24 | 24 | 21 | 50 | 50 | 21 | 50 | 21 | 24 |
| 31 - NYUL,Aurel | 77 | 24 | 24 | 36 | 24 | 36 | 36 | 21 | 21 | 24 | 24 | 24 | 24 | 24 | 24 | 24 | 31 |
| 57 - BLACKWELL,Callum J. | 24 | 36 | 31 | 50 | 50 | 31 | 31 | 21 | 36 | 36 | 36 | 36 | 36 | 36 | 36 | 36 | 57 |
| 22 - CRISTIN,Slefano | 80 | 31 | 50 | 31 | 31 | 21 | 21 | 31 | 31 | 31 | 31 | 31 | 31 | 31 | 31 | 31 | 22 |
| 80 - ALONSO,Victor | 31 | 50 | 22 | 21 | 21 | 22 | 57 | 57 | 57 | 57 | 57 | 57 | 57 | 57 | 57 | 57 | 80 |
| 2 - HART,Jack | 22 | 80 | 70 | 22 | 22 | 57 | 22 | 22 | 22 | 22 | 22 | 22 | 22 | 22 | 22 | 22 | 2 |
| 40 - SUAREZ,José | 50 | 22 | 21 | 70 | 70 | 70 | 70 | 70 | 70 | 80 | 80 | 80 | 80 | 80 | 80 | 80 | 40 |
| - Not Classified | 70 | 57 | 80 | 57 | 57 | 80 | 74 | 74 | 74 | 40 | 40 | 40 | 40 | 40 | 40 | 40 | |
| 9 - GOMEZ,Francisco | 21 | 70 | 57 | 80 | 80 | 74 | 80 | 80 | 80 | 2 | 2 | 2 | 2 | 2 | 2 | 2 | |
| 12 - PAAVILAINEN,Peetu | 57 | 21 | 40 | 40 | 40 | 40 | 40 | 40 | 40 | | | | | | | | |
| 70 - WENDEBORN,Lukas | 14 | 40 | 14 | 14 | 2 | 2 | 2 | 2 | 2 | | | | | | | | |
| 74 - SAKO,Daijro | 40 | 14 | 2 | 2 | 14 | 14 | 14 | 14 | 14P | | | | | | | | |
| 14 - BELLOT,Maria | 2 | 2 | | | | | | | | | | | | | | | |
| 18 - GONZALEZ,Manuel | 61 | | | | | | | | | | | | | | | | |
| 61 - GARCIA,Iker | 16 | | | | | | | | | | | | | | | | |
| 16 - DAVIS,Jamie W. | 33 | | | | | | | | | | | | | | | | |
| 33 - REHACEK,Filip | 83 | | | | | | | | | | | | | | | | |
| 83 - KAWAKAMI,Meikon | 64 | | | | | | | | | | | | | | | | |
| - Not Started | 71 | | | | | | | | | | | | | | | | |
| 64 - VELTHUIZEN,Colin | | | | | | | | | | | | | | | | | |
| 71 - CAÑERO,Fau | | | | | | | | | | | | | | | | | |

Presidente del Jurado

Director de Carrera

Cronometrador





Circuit de la C.Valenciana

FIM CEV REPSOL. Circuit CV

VUELTA A VUELTA SECTORES Race ETC

| | | | | | |
|----------------------|--|------------|--|---------------------|--|
| 2 - HART,Jack | | P.Vmax: 17 | | T. Ideal: 01:48,554 | |
|----------------------|--|------------|--|---------------------|--|

| V. Tiempo | Sector 1 | Sector 2 | Sector 3 | Sector 4 | V.Max | Hora |
|---------------------|------------------|------------------|------------------|------------------|---------------|----------|
| 1 FIRST LAP | 00:36,715 | 00:28,949 | 00:25,302 | 00:30,394 | 128,32 | 13:03:30 |
| 2 01:49,817 | 00:25,624 | 00:28,913 | 00:25,000 | 00:30,280 | 185,14 | 13:05:20 |
| 3 01:49,899 | 00:25,564 | 00:28,762 | 00:25,182 | 00:30,391 | 189,47 | 13:07:10 |
| 4 01:49,960 | 00:25,901 | 00:28,753 | 00:25,049 | 00:30,257 | 186,74 | 13:09:00 |
| 5 01:48,768 | 00:25,513 | 00:28,166 | 00:24,971 | 00:30,118 | 182,02 | 13:10:49 |
| 6 01:49,392 | 00:25,456 | 00:28,472 | 00:25,032 | 00:30,432 | 182,02 | 13:12:38 |
| 7 01:48,935 | 00:25,456 | 00:28,256 | 00:24,994 | 00:30,229 | 182,02 | 13:14:27 |
| 8 01:49,775 | 00:25,733 | 00:28,582 | 00:25,096 | 00:30,364 | 183,05 | 13:16:17 |
| 9 01:49,563 | 00:25,786 | 00:28,492 | 00:25,092 | 00:30,193 | 180,50 | 13:18:06 |
| 10 01:50,560 | 00:25,876 | 00:28,697 | 00:25,457 | 00:30,530 | 181,51 | 13:19:57 |
| 11 01:49,613 | 00:25,814 | 00:28,507 | 00:25,014 | 00:30,278 | 179,50 | 13:21:46 |
| 12 01:49,460 | 00:25,693 | 00:28,563 | 00:24,958 | 00:30,246 | 181,01 | 13:23:36 |
| 13 01:48,886 | 00:25,382 | 00:28,406 | 00:24,959 | 00:30,139 | 182,54 | 13:25:25 |
| 14 01:48,645 | 00:25,318 | 00:28,216 | 00:24,975 | 00:30,136 | 182,02 | 13:27:13 |
| 15 01:49,235 | 00:25,489 | 00:28,376 | 00:25,258 | 00:30,112 | 187,28 | 13:29:03 |
| 16 01:49,407 | 00:25,345 | 00:28,352 | 00:25,398 | 00:30,312 | 185,14 | 13:30:52 |
| 17 01:49,504 | 00:25,507 | 00:28,329 | 00:25,405 | 00:30,263 | 185,14 | 13:32:42 |

| | | | | | |
|----------------------------|--|------------|--|---------------------|--|
| 9 - GOMEZ,Francisco | | P.Vmax: 12 | | T. Ideal: 01:44,353 | |
|----------------------------|--|------------|--|---------------------|--|

| V. Tiempo | Sector 1 | Sector 2 | Sector 3 | Sector 4 | V.Max | Hora |
|--------------------|------------------|------------------|------------------|------------------|---------------|----------|
| 1 FIRST LAP | 00:31,827 | 00:27,747 | 00:24,308 | 00:28,757 | 144,00 | 13:03:21 |
| 2 01:44,496 | 00:24,488 | 00:27,277 | 00:24,007 | 00:28,724 | 192,28 | 13:05:06 |
| 3 01:44,741 | 00:24,582 | 00:27,222 | 00:24,068 | 00:28,869 | 192,86 | 13:06:51 |
| 4 01:44,775 | 00:24,588 | 00:27,222 | 00:24,083 | 00:28,882 | 188,37 | 13:08:35 |
| 5 01:44,835 | 00:24,623 | 00:27,301 | 00:24,070 | 00:28,841 | 187,83 | 13:10:20 |
| 6 01:44,818 | 00:24,543 | 00:27,259 | 00:24,061 | 00:28,955 | 188,92 | 13:12:05 |
| 7 01:44,933 | 00:24,634 | 00:27,345 | 00:24,108 | 00:28,846 | 188,37 | 13:13:50 |
| 8 01:44,642 | 00:24,575 | 00:27,218 | 00:24,024 | 00:28,825 | 187,83 | 13:15:35 |
| 9 01:44,957 | 00:24,597 | 00:27,267 | 00:24,072 | 00:29,021 | 187,83 | 13:17:20 |
| 10 01:44,956 | 00:24,626 | 00:27,333 | 00:24,072 | 00:28,925 | 188,37 | 13:19:05 |
| 11 01:44,936 | 00:24,615 | 00:27,392 | 00:24,064 | 00:28,865 | 188,37 | 13:20:49 |
| 12 01:44,677 | 00:24,546 | 00:27,403 | 00:23,972 | 00:28,756 | 189,47 | 13:22:34 |
| 13 01:44,586 | 00:24,644 | 00:27,230 | 00:23,958 | 00:28,754 | 190,03 | 13:24:19 |
| 14 01:44,819 | 00:24,933 | 00:27,239 | 00:23,940 | 00:28,707 | 184,62 | 13:26:04 |
| 15 01:44,720 | 00:24,527 | 00:27,420 | 00:24,019 | 00:28,754 | 192,28 | 13:27:48 |
| 16 01:44,676 | 00:24,682 | 00:27,287 | 00:23,945 | 00:28,762 | 187,83 | 13:29:33 |

| | | | | | |
|-------------------------------|--|-----------|--|---------------------|--|
| 12 - PAAVILAINEN,Peetu | | P.Vmax: 7 | | T. Ideal: 01:43,881 | |
|-------------------------------|--|-----------|--|---------------------|--|

| V. Tiempo | Sector 1 | Sector 2 | Sector 3 | Sector 4 | V.Max | Hora |
|--------------------|------------------|------------------|------------------|------------------|---------------|----------|
| 1 FIRST LAP | 00:32,189 | 00:27,978 | 00:24,136 | 00:29,164 | 147,27 | 13:03:22 |
| 2 01:44,812 | 00:24,499 | 00:27,390 | 00:23,995 | 00:28,928 | 188,37 | 13:05:07 |
| 3 01:44,269 | 00:24,332 | 00:27,240 | 00:24,030 | 00:28,667 | 192,28 | 13:06:51 |
| 4 01:44,996 | 00:24,643 | 00:27,371 | 00:24,141 | 00:28,841 | 193,43 | 13:08:36 |
| 5 01:44,779 | 00:24,583 | 00:27,260 | 00:24,156 | 00:28,780 | 190,59 | 13:10:21 |
| 6 01:44,665 | 00:24,478 | 00:27,535 | 00:23,969 | 00:28,683 | 192,28 | 13:12:06 |
| 7 01:44,602 | 00:24,785 | 00:27,361 | 00:23,919 | 00:28,537 | 190,59 | 13:13:50 |
| 8 01:45,339 | 00:24,772 | 00:27,301 | 00:23,982 | 00:29,284 | 192,86 | 13:15:36 |
| 9 01:45,003 | 00:24,655 | 00:27,528 | 00:23,984 | 00:28,836 | 188,92 | 13:17:21 |
| 10 01:44,411 | 00:24,517 | 00:27,236 | 00:24,008 | 00:28,650 | 191,15 | 13:19:05 |
| 11 01:44,721 | 00:24,534 | 00:27,181 | 00:24,294 | 00:28,712 | 192,86 | 13:20:50 |
| 12 01:44,504 | 00:24,408 | 00:27,500 | 00:24,018 | 00:28,578 | 194,01 | 13:22:34 |
| 13 01:44,621 | 00:24,655 | 00:27,269 | 00:23,946 | 00:28,751 | 189,47 | 13:24:19 |
| 14 01:44,509 | 00:24,511 | 00:27,250 | 00:23,898 | 00:28,850 | 191,72 | 13:26:03 |
| 15 01:44,849 | 00:24,747 | 00:27,595 | 00:23,865 | 00:28,642 | 188,37 | 13:27:48 |
| 16 01:44,815 | 00:24,962 | 00:27,147 | 00:24,137 | 00:28,569 | 188,92 | 13:29:33 |

| | | | | | |
|--------------------------|--|------------|--|---------------------|--|
| 14 - BELLOT,Maria | | P.Vmax: 23 | | T. Ideal: 01:49,394 | |
|--------------------------|--|------------|--|---------------------|--|

| V. Tiempo | Sector 1 | Sector 2 | Sector 3 | Sector 4 | V.Max | Hora |
|-----------|----------|----------|----------|----------|-------|------|
|-----------|----------|----------|----------|----------|-------|------|

| | | | | | | |
|--------------------|------------------|------------------|------------------|------------------|---------------|----------|
| 1 FIRST LAP | 00:35,479 | 00:29,021 | 00:25,141 | 00:30,264 | 138,17 | 13:03:29 |
| 2 01:50,941 | 00:26,208 | 00:28,970 | 00:25,150 | 00:30,613 | 181,01 | 13:05:20 |
| 3 01:50,106 | 00:25,712 | 00:28,829 | 00:25,095 | 00:30,470 | 178,02 | 13:07:10 |
| 4 01:50,061 | 00:25,839 | 00:28,670 | 00:25,123 | 00:30,429 | 180,50 | 13:09:00 |
| 5 01:50,204 | 00:25,860 | 00:28,551 | 00:25,335 | 00:30,458 | 178,51 | 13:10:50 |
| 6 01:52,857 | 00:27,521 | 00:29,315 | 00:25,342 | 00:30,679 | 180,50 | 13:12:43 |
| 7 01:49,857 | 00:25,769 | 00:28,533 | 00:25,264 | 00:30,291 | 177,05 | 13:14:33 |
| 8 01:49,660 | 00:25,654 | 00:28,549 | 00:24,943 | 00:30,514 | 180,00 | 13:16:22 |
| 9 PIT | 00:25,713 | 00:29,093 | 00:25,698 | 00:34,556 | 177,53 | 13:18:17 |

| | | | | | |
|----------------------------|--|------------|--|---------------------|--|
| 16 - DAVIS,Jamie W. | | P.Vmax: 24 | | T. Ideal: 00:00,000 | |
|----------------------------|--|------------|--|---------------------|--|

| V. Tiempo | Sector 1 | Sector 2 | Sector 3 | Sector 4 | V.Max | Hora |
|-----------|----------|----------|----------|----------|-------|------|
|-----------|----------|----------|----------|----------|-------|------|

| | | | | | | |
|-------------|--|--|--|--|--|----------|
| 1 FIRST LAP | | | | | | 13:04:42 |
|-------------|--|--|--|--|--|----------|

| | | | | | |
|-----------------------------|--|-----------|--|---------------------|--|
| 18 - GONZALEZ,Manuel | | P.Vmax: 5 | | T. Ideal: 01:44,009 | |
|-----------------------------|--|-----------|--|---------------------|--|

| V. Tiempo | Sector 1 | Sector 2 | Sector 3 | Sector 4 | V.Max | Hora |
|-----------|----------|----------|----------|----------|-------|------|
|-----------|----------|----------|----------|----------|-------|------|

| | | | | | | |
|--------------------|------------------|------------------|------------------|------------------|---------------|----------|
| 1 FIRST LAP | 00:32,068 | 00:27,646 | 00:24,252 | 00:28,728 | 144,32 | 13:03:21 |
| 2 01:44,010 | 00:24,504 | 00:26,893 | 00:23,884 | 00:28,729 | 194,59 | 13:05:05 |

| | | | | | |
|-----------------------------|--|-----------|--|---------------------|--|
| 21 - FALCONE,Vincent | | P.Vmax: 3 | | T. Ideal: 01:45,403 | |
|-----------------------------|--|-----------|--|---------------------|--|

| V. Tiempo | Sector 1 | Sector 2 | Sector 3 | Sector 4 | V.Max | Hora |
|-----------|----------|----------|----------|----------|-------|------|
|-----------|----------|----------|----------|----------|-------|------|

| | | | | | | |
|--------------------|------------------|------------------|------------------|------------------|---------------|----------|
| 1 FIRST LAP | 00:34,482 | 00:29,015 | 00:25,428 | 00:29,690 | 145,29 | 13:03:27 |
| 2 01:47,305 | 00:25,161 | 00:28,313 | 00:24,668 | 00:29,163 | 195,77 | 13:05:15 |
| 3 01:47,405 | 00:25,178 | 00:28,039 | 00:24,957 | 00:29,231 | 195,77 | 13:07:02 |
| 4 01:46,595 | 00:24,781 | 00:27,832 | 00:24,644 | 00:29,338 | 191,72 | 13:08:49 |
| 5 01:46,564 | 00:24,906 | 00:27,908 | 00:24,655 | 00:29,095 | 187,28 | 13:10:35 |
| 6 01:46,129 | 00:24,772 | 00:27,815 | 00:24,557 | 00:28,985 | 188,37 | 13:12:21 |
| 7 01:45,722 | 00:24,710 | 00:27,644 | 00:24,374 | 00:28,994 | 189,47 | 13:14:07 |
| 8 01:45,790 | 00:24,553 | 00:27,763 | 00:24,339 | 00:29,135 | 191,72 | 13:15:53 |
| 9 01:46,610 | 00:25,158 | 00:27,754 | 00:24,557 | 00:29,141 | 185,67 | 13:17:39 |
| 10 01:47,266 | 00:25,068 | 00:27,925 | 00:24,520 | 00:29,753 | 186,21 | 13:19:27 |
| 11 01:46,319 | 00:24,880 | 00:27,526 | 00:24,646 | 00:29,267 | 193,43 | 13:21:13 |
| 12 01:46,551 | 00:24,908 | 00:27,746 | 00:24,625 | 00:29,272 | 191,72 | 13:23:00 |
| 13 01:46,456 | 00:25,119 | 00:27,688 | 00:24,499 | 00:29,150 | 185,14 | 13:24:46 |
| 14 01:46,617 | 00:25,233 | 00:27,561 | 00:24,666 | 00:29,157 | 185,67 | 13:26:33 |
| 15 01:46,462 | 00:24,836 | 00:27,854 | 00:24,401 | 00:29,371 | 191,15 | 13:28:19 |
| 16 01:46,795 | 00:25,146 | 00:27,708 | 00:24,644 | 00:29,297 | 185,67 | 13:30:06 |
| 17 01:46,463 | 00:24,927 | 00:27,668 | 00:24,667 | 00:29,201 | 187,83 | 13:31:52 |

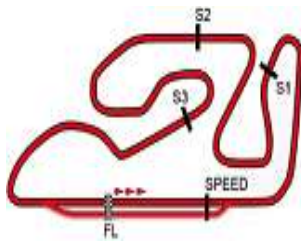
| | | | | | |
|-----------------------------|--|------------|--|---------------------|--|
| 22 - CRISTIN,Stefano | | P.Vmax: 18 | | T. Ideal: 01:46,721 | |
|-----------------------------|--|------------|--|---------------------|--|

| V. Tiempo | Sector 1 | Sector 2 | Sector 3 | Sector 4 | V.Max | Hora |
|-----------|----------|----------|----------|----------|-------|------|
|-----------|----------|----------|----------|----------|-------|------|

| | | | | | | |
|--------------------|------------------|------------------|------------------|------------------|---------------|----------|
| 1 FIRST LAP | 00:34,320 | 00:28,410 | 00:25,354 | 00:29,912 | 140,26 | 13:03:27 |
| 2 01:47,410 | 00:25,344 | 00:27,753 | 00:24,779 | 00:29,534 | 187,83 | 13:05:14 |
| 3 01:47,218 | 00:25,072 | 00:28,174 | 00:24,413 | 00:29,559 | 188,92 | 13:07:01 |
| 4 01:47,466 | 00:25,057 | 00:27,770 | 00:24,770 | 00:29,869 | 184,62 | 13:08:49 |
| 5 01:47,532 | 00:25,021 | 00:27,952 | 00:24,754 | 00:29,805 | 188,37 | 13:10:36 |
| 6 01:47,285 | 00:25,171 | 00:27,811 | 00:24,623 | 00:29,680 | 184,62 | 13:12:24 |
| 7 01:47,237 | 00:25,245 | 00:27,843 | 00:24,574 | 00:29,575 | 182,02 | 13:14:11 |
| 8 01:47,208 | 00:25,187 | 00:27,755 | 00:24,539 | 00:29,727 | 186,21 | 13:15:58 |
| 9 01:48,150 | 00:25,203 | 00:27,983 | 00:24,731 | 00:30,233 | 184,09 | 13:17:46 |
| 10 01:48,068 | 00:25,366 | 00:27,978 | 00:24,712 | 00:30,012 | 182,54 | 13:19:34 |
| 11 01:47,941 | 00:25,302 | 00:27,946 | 00:24,707 | 00:29,986 | 182,02 | 13:21:22 |
| 12 01:48,377 | 00:25,474 | 00:28,134 | 00:24,817 | 00:29,952 | 181,01 | 13:23:11 |
| 13 01:48,453 | 00:25,515 | 00:28,180 | 00:24,732 | 00:30,026 | 179,50 | 13:24:59 |
| 14 01:48,554 | 00:25,608 | 00:28,203 | 00:24,818 | 00:29,925 | 180,00 | 13:26:48 |
| 15 01:47,985 | 00:25,441 | 00:28,047 | 00:24,672 | 00:29,825 | 180,50 | 13:28:36 |
| 16 01:48,331 | 00:25,490 | 00:28,013 | 00:24,778 | 00:30,050 | 179,01 | 13:30:24 |
| 17 01:48,855 | 00:25,726 | 00:28,124 | 00:24,968 | 00:30,037 | 179,01 | 13:32:13 |

| | | | | | |
|-------------------------------|--|------------|--|---------------------|--|
| 24 - GREGORIO,Matthieu | | P.Vmax: 21 | | T. Ideal: 01:45,748 | |
|-------------------------------|--|------------|--|---------------------|--|

| V. Tiempo | Sector 1 | Sector 2 | Sector 3 |
|-----------|----------|----------|----------|
|-----------|----------|----------|----------|



Circuit de la C.Valenciana

FIM CEV REPSOL. Circuit CV

VUELTA A VUELTA SECTORES Race ETC

| | | | | | | | | | | | | | | | |
|----|------------------|------------------|------------------|------------------|------------------|---------------|----------|----|------------------|------------------|-----------|------------------|-----------|---------------|----------|
| 2 | 01:46,527 | 00:24,758 | 00:27,812 | 00:24,449 | 00:29,508 | 187,28 | 13:05:12 | 3 | 01:44,611 | 00:24,343 | 00:27,279 | 00:24,119 | 00:28,870 | 192,86 | 13:06:51 |
| 3 | 01:46,983 | 00:25,246 | 00:27,915 | 00:24,532 | 00:29,290 | 184,62 | 13:06:59 | 4 | 01:45,016 | 00:24,564 | 00:27,347 | 00:24,204 | 00:28,901 | 194,01 | 13:08:36 |
| 4 | 01:46,724 | 00:24,831 | 00:27,664 | 00:24,625 | 00:29,604 | 184,62 | 13:08:45 | 5 | 01:44,752 | 00:24,449 | 00:27,238 | 00:24,153 | 00:28,912 | 189,47 | 13:10:21 |
| 5 | 01:47,140 | 00:25,146 | 00:27,981 | 00:24,469 | 00:29,544 | 180,00 | 13:10:32 | 6 | 01:45,390 | 00:24,468 | 00:27,760 | 00:24,275 | 00:28,887 | 191,72 | 13:12:06 |
| 6 | 01:46,924 | 00:25,249 | 00:27,523 | 00:24,612 | 00:29,540 | 184,62 | 13:12:19 | 7 | 01:45,121 | 00:24,661 | 00:27,376 | 00:24,226 | 00:28,858 | 191,15 | 13:13:52 |
| 7 | 01:46,513 | 00:24,981 | 00:27,635 | 00:24,487 | 00:29,410 | 185,14 | 13:14:06 | 8 | 01:44,740 | 00:24,236 | 00:27,291 | 00:24,306 | 00:28,907 | 191,72 | 13:15:36 |
| 8 | 01:46,634 | 00:24,918 | 00:27,650 | 00:24,596 | 00:29,470 | 185,67 | 13:15:53 | 9 | 01:45,007 | 00:24,377 | 00:27,454 | 00:24,112 | 00:29,064 | 191,72 | 13:17:21 |
| 9 | 01:46,892 | 00:25,073 | 00:27,838 | 00:24,524 | 00:29,457 | 184,09 | 13:17:39 | 10 | 01:45,015 | 00:24,518 | 00:27,375 | 00:24,083 | 00:29,039 | 188,37 | 13:19:06 |
| 10 | 01:47,083 | 00:25,171 | 00:27,996 | 00:24,461 | 00:29,455 | 184,09 | 13:19:27 | 11 | 01:44,855 | 00:24,440 | 00:27,281 | 00:24,095 | 00:29,039 | 191,15 | 13:20:51 |
| 11 | 01:46,769 | 00:25,227 | 00:27,615 | 00:24,539 | 00:29,388 | 183,57 | 13:21:13 | 12 | 01:44,751 | 00:24,518 | 00:27,285 | 00:24,118 | 00:28,830 | 186,21 | 13:22:36 |
| 12 | 01:46,547 | 00:25,226 | 00:27,840 | 00:24,356 | 00:29,125 | 186,74 | 13:23:00 | 13 | 01:45,031 | 00:24,596 | 00:27,329 | 00:24,242 | 00:28,864 | 191,72 | 13:24:21 |
| 13 | 01:46,612 | 00:25,165 | 00:27,691 | 00:24,610 | 00:29,146 | 186,74 | 13:24:46 | 14 | 01:44,704 | 00:24,499 | 00:27,198 | 00:24,057 | 00:28,950 | 187,83 | 13:26:06 |
| 14 | 01:46,438 | 00:24,958 | 00:27,681 | 00:24,495 | 00:29,304 | 187,28 | 13:26:33 | 15 | 01:44,418 | 00:24,336 | 00:27,253 | 00:23,922 | 00:28,907 | 188,37 | 13:27:50 |
| 15 | 01:46,495 | 00:24,947 | 00:27,814 | 00:24,445 | 00:29,289 | 186,74 | 13:28:19 | 16 | 01:45,002 | 00:24,424 | 00:27,326 | 00:23,918 | 00:29,334 | 186,74 | 13:29:35 |
| 16 | 01:46,769 | 00:25,054 | 00:27,695 | 00:24,633 | 00:29,387 | 187,83 | 13:30:06 | 17 | 01:46,036 | 00:24,666 | 00:27,504 | 00:24,471 | 00:29,395 | 185,14 | 13:31:21 |
| 17 | 01:46,693 | 00:25,254 | 00:27,948 | 00:24,380 | 00:29,111 | 183,57 | 13:31:53 | | | | | | | | |

| | | | | | |
|----------------------------|--|-----------|--|---------------------|--|
| 25 - MELGAR, Eduard | | P.Vmax: 1 | | T. Ideal: 01:44,208 | |
|----------------------------|--|-----------|--|---------------------|--|

| V. Tiempo | Sector 1 | Sector 2 | Sector 3 | Sector 4 | V.Max | Hora | |
|-----------|------------------|------------------|------------------|------------------|------------------|---------------|----------|
| 1 | FIRST LAP | 00:32,588 | 00:27,998 | 00:24,367 | 00:28,815 | 150,00 | 13:03:23 |
| 2 | 01:44,691 | 00:24,447 | 00:27,363 | 00:23,916 | 00:28,965 | 195,18 | 13:05:07 |
| 3 | 01:44,393 | 00:24,430 | 00:27,127 | 00:24,029 | 00:28,807 | 196,96 | 13:06:52 |
| 4 | 01:45,143 | 00:24,514 | 00:27,531 | 00:24,242 | 00:28,856 | 194,59 | 13:08:37 |
| 5 | 01:44,634 | 00:24,421 | 00:27,306 | 00:24,075 | 00:28,832 | 191,72 | 13:10:21 |
| 6 | 01:45,113 | 00:24,572 | 00:27,358 | 00:24,337 | 00:28,846 | 193,43 | 13:12:06 |
| 7 | 01:44,329 | 00:24,358 | 00:27,170 | 00:23,943 | 00:28,858 | 196,36 | 13:13:51 |
| 8 | 01:44,914 | 00:24,549 | 00:27,355 | 00:23,967 | 00:29,043 | 192,28 | 13:15:36 |
| 9 | 01:44,706 | 00:24,522 | 00:27,253 | 00:24,017 | 00:28,914 | 193,43 | 13:17:20 |
| 10 | 01:44,643 | 00:24,492 | 00:27,237 | 00:24,025 | 00:28,889 | 191,15 | 13:19:05 |
| 11 | 01:45,056 | 00:24,742 | 00:27,242 | 00:24,190 | 00:28,882 | 192,86 | 13:20:50 |
| 12 | 01:45,456 | 00:24,632 | 00:27,563 | 00:24,042 | 00:29,219 | 194,01 | 13:22:36 |
| 13 | 01:45,660 | 00:24,742 | 00:27,399 | 00:24,111 | 00:29,408 | 187,83 | 13:24:21 |
| 14 | 01:46,345 | 00:24,917 | 00:27,558 | 00:24,481 | 00:29,389 | 190,03 | 13:26:08 |
| 15 | 01:46,450 | 00:25,104 | 00:27,716 | 00:24,262 | 00:29,368 | 188,37 | 13:27:54 |
| 16 | 01:46,076 | 00:25,030 | 00:27,721 | 00:24,133 | 00:29,192 | 186,21 | 13:29:40 |
| 17 | 01:45,808 | 00:24,912 | 00:27,448 | 00:24,183 | 00:29,265 | 186,21 | 13:31:26 |

| | | | | | |
|---------------------------|--|------------|--|---------------------|--|
| 26 - PARRA, Miguel | | P.Vmax: 16 | | T. Ideal: 01:44,030 | |
|---------------------------|--|------------|--|---------------------|--|

| V. Tiempo | Sector 1 | Sector 2 | Sector 3 | Sector 4 | V.Max | Hora | |
|-----------|------------------|------------------|------------------|------------------|------------------|---------------|----------|
| 1 | FIRST LAP | 00:31,939 | 00:27,710 | 00:23,982 | 00:28,805 | 145,95 | 13:03:21 |
| 2 | 01:44,263 | 00:24,449 | 00:27,159 | 00:23,842 | 00:28,813 | 185,67 | 13:05:05 |
| 3 | 01:45,361 | 00:24,787 | 00:27,313 | 00:24,407 | 00:28,854 | 183,05 | 13:06:51 |
| 4 | 01:44,702 | 00:24,583 | 00:27,157 | 00:24,149 | 00:28,813 | 190,03 | 13:08:36 |
| 5 | 01:44,819 | 00:24,743 | 00:27,246 | 00:24,125 | 00:28,705 | 190,03 | 13:10:20 |
| 6 | 01:44,795 | 00:24,690 | 00:27,229 | 00:24,038 | 00:28,838 | 191,15 | 13:12:05 |
| 7 | 01:44,979 | 00:24,761 | 00:27,249 | 00:24,192 | 00:28,777 | 187,28 | 13:13:50 |
| 8 | 01:44,961 | 00:24,833 | 00:27,280 | 00:24,035 | 00:28,813 | 185,14 | 13:15:35 |
| 9 | 01:44,592 | 00:24,458 | 00:27,137 | 00:24,085 | 00:28,912 | 186,74 | 13:17:20 |
| 10 | 01:45,093 | 00:25,011 | 00:27,227 | 00:24,077 | 00:28,778 | 190,03 | 13:19:05 |
| 11 | 01:44,976 | 00:24,727 | 00:27,306 | 00:24,187 | 00:28,756 | 187,28 | 13:20:50 |
| 12 | 01:44,482 | 00:24,674 | 00:27,286 | 00:23,864 | 00:28,658 | 186,74 | 13:22:34 |
| 13 | 01:44,415 | 00:24,525 | 00:27,133 | 00:23,910 | 00:28,847 | 186,74 | 13:24:19 |
| 14 | 01:44,691 | 00:24,703 | 00:27,138 | 00:23,920 | 00:28,930 | 184,09 | 13:26:03 |
| 15 | 01:45,353 | 00:25,065 | 00:27,503 | 00:23,951 | 00:28,834 | 184,09 | 13:27:49 |
| 16 | 01:44,342 | 00:24,507 | 00:27,174 | 00:24,033 | 00:28,628 | 190,59 | 13:29:33 |
| 17 | 01:45,556 | 00:24,659 | 00:27,111 | 00:25,085 | 00:28,701 | 188,92 | 13:31:19 |

| | | | | | |
|-----------------------------|--|-----------|--|---------------------|--|
| 27 - DIEZ, Alejandro | | P.Vmax: 7 | | T. Ideal: 01:43,988 | |
|-----------------------------|--|-----------|--|---------------------|--|

| V. Tiempo | Sector 1 | Sector 2 | Sector 3 | Sector 4 | V.Max | Hora | |
|-----------|-----------|-----------|------------------|-----------|------------------|--------|----------|
| 1 | FIRST LAP | 00:32,578 | 00:27,724 | 00:24,366 | 00:28,786 | 148,28 | 13:03:22 |
| 2 | 01:44,429 | 00:24,382 | 00:27,048 | 00:24,102 | 00:28,897 | 186,74 | 13:05:07 |

| | | | | | |
|-------------------------|--|------------|--|---------------------|--|
| 31 - NYUL, Aurel | | P.Vmax: 20 | | T. Ideal: 01:45,866 | |
|-------------------------|--|------------|--|---------------------|--|

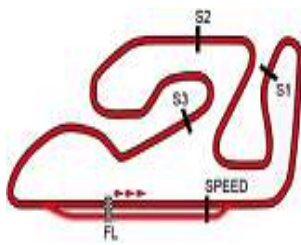
| V. Tiempo | Sector 1 | Sector 2 | Sector 3 | Sector 4 | V.Max | Hora | |
|-----------|------------------|------------------|------------------|------------------|------------------|---------------|----------|
| 1 | FIRST LAP | 00:33,827 | 00:28,765 | 00:25,367 | 00:29,579 | 144,64 | 13:03:26 |
| 2 | 01:46,645 | 00:24,743 | 00:28,136 | 00:24,348 | 00:29,418 | 187,83 | 13:05:13 |
| 3 | 01:46,478 | 00:24,763 | 00:27,872 | 00:24,391 | 00:29,452 | 185,14 | 13:06:59 |
| 4 | 01:47,281 | 00:24,788 | 00:28,177 | 00:24,896 | 00:29,420 | 185,67 | 13:08:47 |
| 5 | 01:46,365 | 00:24,880 | 00:27,676 | 00:24,516 | 00:29,293 | 183,57 | 13:10:33 |
| 6 | 01:46,940 | 00:24,855 | 00:28,210 | 00:24,311 | 00:29,564 | 186,21 | 13:12:20 |
| 7 | 01:46,634 | 00:24,851 | 00:27,982 | 00:24,363 | 00:29,438 | 186,74 | 13:14:07 |
| 8 | 01:46,808 | 00:24,610 | 00:28,458 | 00:24,311 | 00:29,429 | 186,21 | 13:15:53 |
| 9 | 01:46,747 | 00:24,818 | 00:28,234 | 00:24,360 | 00:29,335 | 186,21 | 13:17:40 |
| 10 | 01:46,832 | 00:25,016 | 00:27,863 | 00:24,577 | 00:29,376 | 188,37 | 13:19:27 |
| 11 | 01:47,611 | 00:25,113 | 00:28,280 | 00:24,500 | 00:29,718 | 188,37 | 13:21:15 |
| 12 | 01:46,541 | 00:24,844 | 00:27,909 | 00:24,307 | 00:29,481 | 184,62 | 13:23:01 |
| 13 | 01:46,781 | 00:24,882 | 00:27,884 | 00:24,398 | 00:29,617 | 183,05 | 13:24:48 |
| 14 | 01:46,894 | 00:25,005 | 00:27,715 | 00:24,476 | 00:29,698 | 180,00 | 13:26:35 |
| 15 | 01:47,358 | 00:25,265 | 00:28,091 | 00:24,438 | 00:29,564 | 182,02 | 13:28:22 |
| 16 | 01:47,618 | 00:25,210 | 00:28,167 | 00:24,501 | 00:29,740 | 181,51 | 13:30:10 |
| 17 | 01:48,275 | 00:25,272 | 00:28,391 | 00:24,700 | 00:29,912 | 181,51 | 13:31:58 |

| | | | | | |
|----------------------------|--|------------|--|---------------------|--|
| 33 - REHACEK, Filip | | P.Vmax: 24 | | T. Ideal: 00:00,000 | |
|----------------------------|--|------------|--|---------------------|--|

| V. Tiempo | Sector 1 | Sector 2 | Sector 3 | Sector 4 | V.Max | Hora | |
|-----------|-----------|----------|----------|----------|-------|------|----------|
| 1 | FIRST LAP | | | | | | 13:04:34 |

| | | | | | |
|----------------------------|--|------------|--|---------------------|--|
| 36 - NEILA, Beatriz | | P.Vmax: 10 | | T. Ideal: 01:46,082 | |
|----------------------------|--|------------|--|---------------------|--|

| V. Tiempo | Sector 1 | Sector 2 | Sector 3 | Sector 4 | V.Max | Hora | |
|-----------|------------------|------------------|------------------|------------------|------------------|---------------|----------|
| 1 | FIRST LAP | 00:33,035 | 00:28,606 | 00:24,588 | 00:29,217 | 143,68 | 13:03:24 |
| 2 | 01:47,576 | 00:24,845 | 00:28,927 | 00:24,504 | 00:29,300 | 193,43 | 13:05:12 |
| 3 | 01:46,560 | 00:24,883 | 00:28,002 | 00:24,300 | 00:29,375 | 191,72 | 13:06:58 |
| 4 | 01:47,062 | 00:24,958 | 00:28,006 | 00:24,716 | 00:29,382 | 186,74 | 13:08:45 |
| 5 | 01:46,986 | 00:24,925 | 00:28,022 | 00:24,433 | 00:29,606 | 186,21 | 13:10:32 |
| 6 | 01:47,125 | 00:25,245 | 00:27,943 | 00:24,589 | 00:29,348 | 185,14 | 13:12:20 |
| 7 | 01:46,636 | 00:25,173 | 00:27,816 | 00:24,394 | 00:29,253 | 183,57 | 13:14:06 |
| 8 | 01:46,734 | 00:24,893 | 00:27,907 | 00:24,490 | 00:29,444 | 191,15 | 13:15:53 |
| 9 | 01:47,019 | 00:24,999 | 00:28,259 | 00:24,453 | 00:29,308 | 186,74 | 13:17:40 |
| 10 | 01:46,909 | 00:25,040 | 00:27,940 | 00:24,502 | 00:29,427 | 190,59 | 13:19:27 |
| 11 | 01:46,619 | 00:25,172 | 00:27,879 | 00:24,325 | 00:29,243 | 187,28 | 13:21:13 |
| 12 | 01:46,773 | 00:24,963 | 00:28,090 | 00:24,599 | 00:29,121 | 190,59 | 13:23:00 |
| 13 | 01:46,611 | 00:25,040 | 00:27,835 | 00:24,416 | 00:29,320 | 190,03 | 13:24:47 |
| 14 | 01:46,308 | 00:24,883 | 00:27,855 | 00:24,317 | 00:29,253 | 190,03 | 13:26:33 |
| 15 | 01:46,487 | 00:24,946 | 00:27,844 | 00:24,533 | 00:29,164 | 192,86 | 13:28:20 |
| 16</ | | | | | | | |



Circuit de la C.Valenciana

FIM CEV REPSOL. Circuit CV

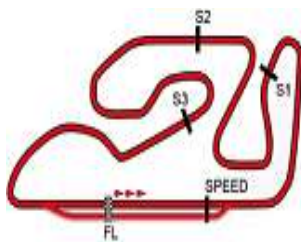
VUELTA A VUELTA SECTORES Race ETC

| 40 - SUAREZ, José | | | | | | | 50 - VOSTATEK, Ondrej | | | | | | | | |
|--------------------------------|------------------|------------------|------------------|------------------|------------------|---------------|-------------------------------|----------|------------------|------------------|------------------|------------------|------------------|---------------|----------|
| P.Vmax: 22 T. Ideal: 01:48,154 | | | | | | | P.Vmax: 5 T. Ideal: 01:45,835 | | | | | | | | |
| V. Tiempo | Sector 1 | Sector 2 | Sector 3 | Sector 4 | V.Max | Hora | V. Tiempo | Sector 1 | Sector 2 | Sector 3 | Sector 4 | V.Max | Hora | | |
| 1 | FIRST LAP | 00:36,117 | 00:28,853 | 00:25,365 | 00:29,718 | 128,83 | 13:03:29 | 1 | FIRST LAP | 00:35,121 | 00:28,474 | 00:25,418 | 00:29,232 | 139,66 | 13:03:27 |
| 2 | 01:50,048 | 00:25,607 | 00:28,643 | 00:25,394 | 00:30,404 | 186,21 | 13:05:19 | 2 | 01:46,559 | 00:24,858 | 00:27,734 | 00:24,738 | 00:29,229 | 194,59 | 13:05:14 |
| 3 | 01:49,169 | 00:25,532 | 00:28,202 | 00:25,380 | 00:30,055 | 183,57 | 13:07:08 | 3 | 01:46,145 | 00:24,764 | 00:27,621 | 00:24,614 | 00:29,146 | 189,47 | 13:07:00 |
| 4 | 01:49,567 | 00:25,776 | 00:28,339 | 00:25,324 | 00:30,128 | 183,57 | 13:08:58 | 4 | 01:46,370 | 00:24,632 | 00:27,962 | 00:24,627 | 00:29,149 | 191,72 | 13:08:46 |
| 5 | 01:49,214 | 00:25,401 | 00:28,180 | 00:25,576 | 00:30,057 | 182,54 | 13:10:47 | 5 | 01:46,448 | 00:24,714 | 00:27,741 | 00:24,805 | 00:29,188 | 188,92 | 13:10:33 |
| 6 | 01:48,957 | 00:25,610 | 00:27,955 | 00:25,433 | 00:29,959 | 182,54 | 13:12:36 | 6 | 01:46,777 | 00:24,908 | 00:27,652 | 00:24,634 | 00:29,583 | 186,74 | 13:12:19 |
| 7 | 01:48,855 | 00:25,301 | 00:28,202 | 00:25,315 | 00:30,037 | 183,57 | 13:14:25 | 7 | 01:46,414 | 00:24,892 | 00:27,687 | 00:24,444 | 00:29,391 | 184,09 | 13:14:06 |
| 8 | 01:49,088 | 00:25,268 | 00:28,116 | 00:25,617 | 00:30,087 | 183,05 | 13:16:14 | 8 | 01:46,776 | 00:24,955 | 00:27,737 | 00:24,565 | 00:29,519 | 184,62 | 13:15:52 |
| 9 | 01:49,471 | 00:25,306 | 00:28,403 | 00:25,865 | 00:29,897 | 183,05 | 13:18:03 | 9 | 01:46,810 | 00:25,087 | 00:27,795 | 00:24,525 | 00:29,403 | 183,57 | 13:17:39 |
| 10 | 01:50,354 | 00:25,570 | 00:28,730 | 00:25,757 | 00:30,297 | 182,02 | 13:19:54 | 10 | 01:47,029 | 00:25,104 | 00:27,734 | 00:24,477 | 00:29,714 | 183,57 | 13:19:26 |
| 11 | 01:50,267 | 00:25,685 | 00:28,651 | 00:25,650 | 00:30,281 | 181,01 | 13:21:44 | 11 | 01:46,535 | 00:25,000 | 00:27,674 | 00:24,504 | 00:29,357 | 183,57 | 13:21:13 |
| 12 | 01:50,379 | 00:25,912 | 00:28,648 | 00:25,488 | 00:30,331 | 181,51 | 13:23:34 | 12 | 01:46,834 | 00:25,292 | 00:27,698 | 00:24,693 | 00:29,151 | 184,09 | 13:23:00 |
| 13 | 01:49,546 | 00:25,890 | 00:28,256 | 00:25,509 | 00:29,891 | 181,01 | 13:25:24 | 13 | 01:46,589 | 00:25,195 | 00:27,621 | 00:24,635 | 00:29,138 | 185,67 | 13:24:46 |
| 14 | 01:49,398 | 00:25,320 | 00:28,439 | 00:25,520 | 00:30,119 | 181,01 | 13:27:13 | 14 | 01:46,218 | 00:24,832 | 00:27,651 | 00:24,473 | 00:29,262 | 188,92 | 13:26:33 |
| 15 | 01:49,099 | 00:25,421 | 00:28,523 | 00:25,213 | 00:29,942 | 182,54 | 13:29:02 | 15 | 01:46,739 | 00:25,244 | 00:27,782 | 00:24,551 | 00:29,162 | 184,09 | 13:28:19 |
| 16 | 01:49,489 | 00:25,482 | 00:28,398 | 00:25,391 | 00:30,218 | 183,05 | 13:30:52 | 16 | 01:46,694 | 00:24,835 | 00:27,815 | 00:24,540 | 00:29,504 | 188,92 | 13:30:06 |
| 17 | 01:49,896 | 00:25,495 | 00:28,508 | 00:25,373 | 00:30,520 | 183,05 | 13:32:42 | 17 | 01:46,342 | 00:24,803 | 00:27,673 | 00:24,625 | 00:29,241 | 184,09 | 13:31:52 |

| 43 - JESPERSEN, Simon | | | | | | | 55 - TOLEDO, Alex | | | | | | | | |
|--------------------------------|------------------|------------------|------------------|------------------|------------------|---------------|-------------------------------|----------|------------------|------------------|------------------|------------------|------------------|---------------|----------|
| P.Vmax: 14 T. Ideal: 01:44,497 | | | | | | | P.Vmax: 3 T. Ideal: 01:44,089 | | | | | | | | |
| V. Tiempo | Sector 1 | Sector 2 | Sector 3 | Sector 4 | V.Max | Hora | V. Tiempo | Sector 1 | Sector 2 | Sector 3 | Sector 4 | V.Max | Hora | | |
| 1 | FIRST LAP | 00:32,284 | 00:28,317 | 00:24,593 | 00:29,664 | 146,28 | 13:03:24 | 1 | FIRST LAP | 00:31,826 | 00:28,017 | 00:24,273 | 00:28,758 | 144,97 | 13:03:22 |
| 2 | 01:46,245 | 00:25,092 | 00:27,664 | 00:24,234 | 00:29,255 | 184,62 | 13:05:10 | 2 | 01:44,564 | 00:24,543 | 00:27,098 | 00:24,008 | 00:28,915 | 192,28 | 13:05:06 |
| 3 | 01:45,586 | 00:24,808 | 00:27,562 | 00:24,248 | 00:28,968 | 190,03 | 13:06:55 | 3 | 01:44,721 | 00:24,529 | 00:27,130 | 00:24,216 | 00:28,846 | 188,92 | 13:06:51 |
| 4 | 01:45,360 | 00:24,957 | 00:27,349 | 00:24,052 | 00:29,002 | 185,67 | 13:08:41 | 4 | 01:44,826 | 00:24,589 | 00:27,195 | 00:24,162 | 00:28,880 | 194,01 | 13:08:36 |
| 5 | 01:45,203 | 00:24,780 | 00:27,229 | 00:24,204 | 00:28,990 | 187,83 | 13:10:26 | 5 | 01:44,771 | 00:24,627 | 00:27,232 | 00:24,170 | 00:28,742 | 190,59 | 13:10:21 |
| 6 | 01:45,012 | 00:24,675 | 00:27,207 | 00:24,125 | 00:29,005 | 191,72 | 13:12:11 | 6 | 01:44,753 | 00:24,624 | 00:27,225 | 00:24,100 | 00:28,804 | 192,28 | 13:12:05 |
| 7 | 01:44,767 | 00:24,464 | 00:27,279 | 00:24,158 | 00:28,866 | 191,15 | 13:13:56 | 7 | 01:45,015 | 00:24,740 | 00:27,249 | 00:24,221 | 00:28,805 | 193,43 | 13:13:50 |
| 8 | 01:44,871 | 00:24,703 | 00:27,198 | 00:23,969 | 00:29,001 | 188,92 | 13:15:41 | 8 | 01:44,784 | 00:24,461 | 00:27,336 | 00:24,028 | 00:28,959 | 191,72 | 13:15:35 |
| 9 | 01:45,830 | 00:24,685 | 00:27,721 | 00:24,429 | 00:28,995 | 183,05 | 13:17:26 | 9 | 01:44,745 | 00:24,609 | 00:27,272 | 00:23,953 | 00:28,911 | 184,09 | 13:17:20 |
| 10 | 01:45,864 | 00:24,807 | 00:27,328 | 00:24,291 | 00:29,438 | 186,74 | 13:19:12 | 10 | 01:44,897 | 00:24,619 | 00:27,286 | 00:24,073 | 00:28,919 | 191,15 | 13:19:05 |
| 11 | 01:45,557 | 00:24,861 | 00:27,362 | 00:24,175 | 00:29,159 | 186,74 | 13:20:58 | 11 | 01:45,029 | 00:24,560 | 00:27,343 | 00:24,153 | 00:28,973 | 190,03 | 13:20:50 |
| 12 | 01:45,270 | 00:24,688 | 00:27,264 | 00:24,035 | 00:29,283 | 190,03 | 13:22:43 | 12 | 01:44,965 | 00:24,859 | 00:27,296 | 00:24,060 | 00:28,750 | 189,47 | 13:22:35 |
| 13 | 01:44,882 | 00:24,689 | 00:27,216 | 00:24,027 | 00:28,950 | 185,14 | 13:24:28 | 13 | 01:44,362 | 00:24,465 | 00:27,250 | 00:23,911 | 00:28,736 | 190,03 | 13:24:19 |
| 14 | 01:45,379 | 00:24,796 | 00:27,261 | 00:24,065 | 00:29,257 | 185,67 | 13:26:13 | 14 | 01:44,872 | 00:24,726 | 00:27,306 | 00:23,976 | 00:28,864 | 195,77 | 13:26:04 |
| 15 | 01:45,846 | 00:24,846 | 00:27,501 | 00:24,166 | 00:29,333 | 184,62 | 13:27:59 | 15 | 01:44,949 | 00:24,612 | 00:27,427 | 00:24,038 | 00:28,872 | 187,83 | 13:27:49 |
| 16 | 01:45,843 | 00:24,932 | 00:27,389 | 00:24,051 | 00:29,471 | 185,67 | 13:29:45 | 16 | 01:44,428 | 00:24,479 | 00:27,374 | 00:23,956 | 00:28,619 | 192,86 | 13:29:33 |
| 17 | 01:46,975 | 00:25,236 | 00:27,586 | 00:24,412 | 00:29,741 | 184,09 | 13:31:32 | 17 | 01:45,148 | 00:24,501 | 00:27,245 | 00:24,279 | 00:29,123 | 194,59 | 13:31:18 |

| 47 - HERNANDEZ, Ferrán | | | | | | | 57 - BLACKWELL, Callum J. | | | | | | | | |
|--------------------------------|------------------|------------------|------------------|------------------|------------------|---------------|-------------------------------|----------|------------------|------------------|------------------|------------------|------------------|---------------|----------|
| P.Vmax: 10 T. Ideal: 01:44,681 | | | | | | | P.Vmax: 2 T. Ideal: 01:46,429 | | | | | | | | |
| V. Tiempo | Sector 1 | Sector 2 | Sector 3 | Sector 4 | V.Max | Hora | V. Tiempo | Sector 1 | Sector 2 | Sector 3 | Sector 4 | V.Max | Hora | | |
| 1 | FIRST LAP | 00:33,173 | 00:28,207 | 00:24,582 | 00:29,184 | 143,36 | 13:03:24 | 1 | FIRST LAP | 00:34,683 | 00:29,184 | 00:25,376 | 00:29,525 | 153,19 | 13:03:28 |
| 2 | 01:45,835 | 00:24,613 | 00:27,662 | 00:24,320 | 00:29,240 | 191,72 | 13:05:10 | 2 | 01:46,918 | 00:25,132 | 00:27,911 | 00:24,364 | 00:29,511 | 196,36 | 13:05:14 |
| 3 | 01:45,876 | 00:25,083 | 00:27,503 | 00:24,407 | 00:28,883 | 185,67 | 13:06:56 | 3 | 01:48,456 | 00:25,027 | 00:28,003 | 00:24,477 | 00:30,949 | 190,59 | 13:07:03 |
| 4 | 01:45,082 | 00:24,611 | 00:27,261 | 00:24,226 | 00:28,984 | 193,43 | 13:08:41 | 4 | 01:46,865 | 00:24,990 | 00:27,776 | 00:24,482 | 00:29,617 | 185,67 | 13:08:50 |
| 5 | 01:45,220 | 00:24,677 | 00:27,334 | 00:24,208 | 00:29,001 | 188,37 | 13:10:26 | 5 | 01:47,164 | 00:24,953 | 00:27,722 | 00:24,846 | 00:29,643 | 187,28 | 13:10:37 |
| 6 | 01:44,896 | 00:24,575 | 00:27,311 | 00:24,087 | 00:28,923 | 188,92 | 13:12:11 | 6 | 01:46,831 | 00:24,850 | 00:27,704 | 00:24,646 | 00:29,631 | 188,37 | 13:12:24 |
| 7 | 01:44,933 | 00:24,542 | 00:27,352 | 00:24,138 | 00:28,901 | 188,37 | 13:13:56 | 7 | 01:46,876 | 00:24,925 | 00:27,840 | 00:24,485 | 00:29,626 | 187,28 | 13:14:11 |
| 8 | 01:44,872 | 00:24,531 | 00:27,262 | 00:24,006 | 00:29,073 | 186,74 | 13:15:41 | 8 | 01:47,094 | 00:25,084 | 00:27,862 | 00:24,468 | 00:29,680 | 185,14 | 13:15:58 |
| 9 | 01:45,828 | 00:24,623 | 00:27,753 | 00:24,415 | 00:29,037 | 187,83 | 13:17:26 | 9 | 01:47,525 | 00:25,147 | 00:27,957 | 00:24,632 | 00:29,789 | 183,57 | 13:17:45 |
| 10 | 01:45,859 | 00:24,650 | 00:27,386 | 00:24,531 | 00:29,292 | 185,14 | 13:19:12 | 10 | 01:47,486 | 00:25,282 | 00:27,930 | 00:24,484 | 00:29,790 | 182,54 | 13:19:33 |
| 11 | 01:45,560 | 00:24,749 | 00:27,394 | 00:24,168 | 00:29,249 | 186,21 | 13:20:58 | 11 | 01:47,473 | 00:25,291 | 00:27,881 | 00:24,638 | 00:29,663 | 182,54 | 13:21:20 |
| 12 | 01:45,638 | 00:24,990 | 00:27,433 | 00:24,124 | 00:29,091 | 185,14 | 13:22:43 | 12 | 01:47,563 | 00:25,097 | 00:28,028 | 00:24,795 | 00:29,643 | 183,05 | 13:23:08 |
| 13 | 01:45,415 | 00:24,642 | 00:27,475 | 00:24,126 | 00:29,172 | 188,37 | 13:24:29 | 13 | 01:47,482 | 00:25,190 | 00:27,942 | 00:24,580 | 00:29,770 | 184,09 | 13:24:55 |
| 14 | 01:46,041 | 00:24,812 | 00:27,543 | 00:24,397 | 00:29,289 | 185,67 | 13:26:15 | 14 | 01:47,556 | 00:25,130 | 00:27,844 | 00:24,732 | 00:29,850 | 183,05 | 13:26:43 |
| 15 | 01:46,748 | 00:24,935 | 00:27,867 | 00:24,414 | 00:29,532 | 185,14 | 13:28:02 | 15 | 01:47,614 | 00:25,234 | 00:27,890 | 00:24,564 | 00:29,926 | 183,05 | 13:28:30 |
| 16 | 01:47,153 | 00:25,007 | 00:27,846 | 00:24,567 | 00:29,733 | 185,14 | 13:29:49 | 16 | 01:47,891 | 00:25,209 | 00:28,113 | 00:24,622 | 00:29,947 | 182,54 | 13:30:18 |
| 17 | 01:47,537 | 00:25,077 | 00:27,915 | 00:24,585 | 00:29,960 | 184,09 | 13:31:36 | 17 | 01:48,340 | 00:25,310 | 00:28,049 | 00:25,016 | 00:29,965 | 183,57 | 13:32:07 |





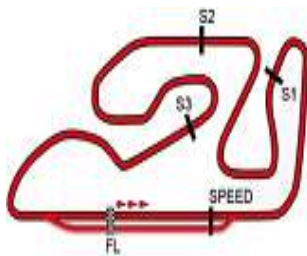
Circuit de la C.Valenciana

FIM CEV REPSOL. Circuit CV

VUELTA A VUELTA SECTORES Race ETC

| 61 - GARCIA,Iker | | | | | | | | |
|-----------------------|------------------|------------------|------------------|---------------------|------------------|---------------|----------|--|
| | | P.Vmax: 24 | | T. Ideal: 00:00,000 | | | | |
| V. Tiempo | Sector 1 | Sector 2 | Sector 3 | Sector 4 | V.Max | Hora | | |
| 1 | FIRST LAP | | | | | | 13:04:46 | |
| 64 - VELTHUIZEN,Colin | | | | | | | | |
| | | P.Vmax: 24 | | T. Ideal: 00:00,000 | | | | |
| V. Tiempo | Sector 1 | Sector 2 | Sector 3 | Sector 4 | V.Max | Hora | | |
| 1 | FIRST LAP | | | | | | 13:04:09 | |
| 70 - WENDEBORN,Lukas | | | | | | | | |
| | | P.Vmax: 18 | | T. Ideal: 01:46,396 | | | | |
| V. Tiempo | Sector 1 | Sector 2 | Sector 3 | Sector 4 | V.Max | Hora | | |
| 1 | FIRST LAP | | | | | | 13:03:27 | |
| 2 | 01:47,606 | 00:25,336 | 00:27,720 | 00:24,563 | 00:29,987 | 188,92 | 13:05:15 | |
| 3 | 01:46,909 | 00:25,174 | 00:27,820 | 00:24,547 | 00:29,368 | 188,37 | 13:07:02 | |
| 4 | 01:47,505 | 00:25,003 | 00:27,871 | 00:24,777 | 00:29,854 | 187,83 | 13:08:49 | |
| 5 | 01:47,835 | 00:24,909 | 00:27,901 | 00:25,235 | 00:29,790 | 188,37 | 13:10:37 | |
| 6 | 01:47,367 | 00:25,086 | 00:27,608 | 00:25,086 | 00:29,587 | 183,57 | 13:12:24 | |
| 7 | 01:47,643 | 00:25,207 | 00:27,844 | 00:24,824 | 00:29,768 | 186,21 | 13:14:12 | |
| 8 | 01:47,462 | 00:25,289 | 00:27,883 | 00:24,511 | 00:29,779 | 181,51 | 13:15:59 | |
| 9 | 01:48,091 | 00:25,337 | 00:28,083 | 00:24,788 | 00:29,883 | 183,05 | 13:17:47 | |
| 71 - CANERO,Fau | | | | | | | | |
| | | P.Vmax: 24 | | T. Ideal: 00:00,000 | | | | |
| V. Tiempo | Sector 1 | Sector 2 | Sector 3 | Sector 4 | V.Max | Hora | | |
| 1 | FIRST LAP | | | | | | 13:04:02 | |
| 74 - SAKO,Daijiro | | | | | | | | |
| | | P.Vmax: 12 | | T. Ideal: 01:45,066 | | | | |
| V. Tiempo | Sector 1 | Sector 2 | Sector 3 | Sector 4 | V.Max | Hora | | |
| 1 | FIRST LAP | | | | | | 13:03:25 | |
| 2 | 01:45,924 | 00:24,761 | 00:27,976 | 00:24,198 | 00:28,989 | 192,86 | 13:05:11 | |
| 3 | 01:45,268 | 00:24,555 | 00:27,377 | 00:24,290 | 00:29,046 | 191,15 | 13:06:56 | |
| 4 | 01:45,266 | 00:24,622 | 00:27,461 | 00:24,247 | 00:28,936 | 192,86 | 13:08:41 | |
| 5 | PIT | 00:24,614 | 00:27,403 | 00:24,204 | 00:32,535 | 191,72 | 13:10:30 | |
| 6 | 01:59,720 | 00:37,982 | 00:27,608 | 00:24,877 | 00:29,253 | | 13:12:30 | |
| 7 | 01:46,223 | 00:24,668 | 00:27,846 | 00:24,383 | 00:29,326 | 187,83 | 13:14:16 | |
| 8 | 01:45,930 | 00:24,791 | 00:27,661 | 00:24,299 | 00:29,179 | 187,83 | 13:16:02 | |
| 9 | 01:46,389 | 00:25,023 | 00:27,878 | 00:24,393 | 00:29,095 | 186,74 | 13:17:48 | |
| 77 - PEREZ,Andreas | | | | | | | | |
| | | P.Vmax: 7 | | T. Ideal: 01:44,467 | | | | |
| V. Tiempo | Sector 1 | Sector 2 | Sector 3 | Sector 4 | V.Max | Hora | | |
| 1 | FIRST LAP | | | | | | 13:03:25 | |
| 2 | 01:44,934 | 00:24,429 | 00:27,565 | 00:24,056 | 00:28,884 | 194,01 | 13:05:10 | |
| 3 | 01:45,528 | 00:24,853 | 00:27,485 | 00:24,191 | 00:28,999 | 188,37 | 13:06:55 | |
| 4 | 01:45,279 | 00:24,675 | 00:27,356 | 00:24,169 | 00:29,079 | 185,67 | 13:08:41 | |
| 5 | 01:45,082 | 00:24,666 | 00:27,338 | 00:24,063 | 00:29,015 | 185,14 | 13:10:26 | |
| 6 | 01:44,752 | 00:24,547 | 00:27,307 | 00:24,042 | 00:28,856 | 185,14 | 13:12:10 | |
| 7 | 01:45,019 | 00:24,623 | 00:27,478 | 00:24,024 | 00:28,894 | 185,14 | 13:13:55 | |
| 8 | 01:44,968 | 00:24,510 | 00:27,286 | 00:24,073 | 00:29,099 | 184,09 | 13:15:40 | |
| 9 | 01:45,698 | 00:24,739 | 00:27,805 | 00:24,140 | 00:29,014 | 184,09 | 13:17:26 | |
| 10 | 01:45,210 | 00:24,656 | 00:27,513 | 00:24,112 | 00:28,929 | 183,57 | 13:19:11 | |
| 11 | 01:45,501 | 00:24,693 | 00:27,472 | 00:24,140 | 00:29,196 | 183,05 | 13:20:57 | |
| 12 | 01:44,920 | 00:24,620 | 00:27,328 | 00:24,040 | 00:28,932 | 184,09 | 13:22:42 | |
| 13 | 01:45,155 | 00:24,691 | 00:27,375 | 00:24,084 | 00:29,005 | 181,51 | 13:24:27 | |
| 14 | 01:45,206 | 00:24,630 | 00:27,561 | 00:24,048 | 00:28,967 | 183,57 | 13:26:12 | |
| 15 | 01:44,869 | 00:24,573 | 00:27,438 | 00:24,032 | 00:28,826 | 184,09 | 13:27:57 | |
| 16 | 01:44,932 | 00:24,559 | 00:27,434 | 00:23,992 | 00:28,947 | 186,21 | 13:29:42 | |
| 17 | 01:44,801 | 00:24,578 | 00:27,256 | 00:23,956 | 00:29,011 | 184,62 | 13:31:27 | |
| 80 - ALONSO,Victor | | | | | | | | |
| | | P.Vmax: 14 | | T. Ideal: 01:47,406 | | | | |
| V. Tiempo | Sector 1 | Sector 2 | Sector 3 | Sector 4 | V.Max | Hora | | |
| 1 | FIRST LAP | | | | | | 13:03:26 | |
| 2 | 01:48,042 | 00:25,046 | 00:28,580 | 00:25,478 | 00:29,459 | 145,29 | 13:05:14 | |
| 3 | 01:48,950 | 00:25,105 | 00:28,581 | 00:25,047 | 00:30,217 | 191,72 | 13:07:03 | |



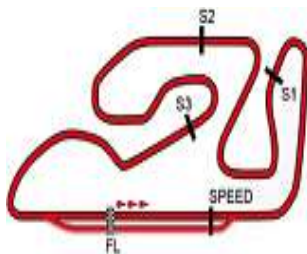


Circuit de la C.Valenciana
FIM CEV REPSOL. Circuit CV

Análisis por vuelta Race ETC

| Lap: 1 | | | Lap: 2 | | | Lap: 3 | | | Lap: 4 | | | Lap: 5 | | | Lap: 6 | | | Lap: 7 | | | Lap: 8 | | | Lap: 9 | | | Lap: 10 | | | | | | | | | | | |
|--------|-----------|--------|--------|-----------|-------|--------|-----------|-------|--------|-----------|--------|--------|-----------|--------|--------|-----------|-------|--------|-----------|-------|--------|-----------|--------|--------|-----------|--------|---------|-----------|-------|----|-----------|-------|----|------------|-------|----|-----------|-------|
| Num | Tiempo | GAP | Num | Tiempo | GAP | Num | Tiempo | GAP | Num | Tiempo | GAP | Num | Tiempo | GAP | Num | Tiempo | GAP | Num | Tiempo | GAP | Num | Tiempo | GAP | Num | Tiempo | GAP | Num | Tiempo | GAP | | | | | | | | | |
| 26 | FIRST LAP | | 26 | 01:44,263 | | 26 | 01:44,263 | | 9 | 01:44,775 | | 9 | 01:44,835 | | 9 | 01:44,933 | | 9 | 01:44,933 | | 9 | 01:44,642 | | 9 | 01:44,642 | | 9 | 01:44,957 | | 9 | 01:44,957 | | 9 | 01:44,956 | | | | |
| 18 | FIRST LAP | 0,258 | 18 | 01:44,010 | 0,005 | 18 | 01:44,010 | 0,005 | 26 | 01:44,702 | 0,111 | 26 | 01:44,819 | 0,095 | 26 | 01:44,979 | 0,118 | 26 | 01:44,979 | 0,118 | 26 | 01:44,784 | 0,429 | 26 | 01:44,784 | 0,429 | 26 | 01:44,592 | 0,072 | 26 | 01:44,592 | 0,072 | 26 | 01:44,592 | 0,072 | 26 | 01:44,897 | 0,158 |
| 55 | FIRST LAP | 0,438 | 55 | 01:44,496 | 0,436 | 55 | 01:44,496 | 0,436 | 55 | 01:44,826 | 0,334 | 55 | 01:44,771 | 0,270 | 55 | 01:45,015 | 0,287 | 55 | 01:45,015 | 0,287 | 55 | 01:44,784 | 0,429 | 55 | 01:44,784 | 0,429 | 55 | 01:44,745 | 0,217 | 55 | 01:44,745 | 0,217 | 55 | 01:44,897 | 0,158 | | | |
| 27 | FIRST LAP | 1,018 | 27 | 01:44,429 | 1,184 | 27 | 01:44,429 | 1,184 | 27 | 01:45,016 | 0,859 | 27 | 01:44,752 | 0,776 | 27 | 01:45,121 | 1,536 | 27 | 01:45,121 | 1,536 | 27 | 01:45,790 | 18,246 | 27 | 01:45,790 | 18,246 | 27 | 01:45,007 | 1,684 | 27 | 01:45,007 | 1,684 | 27 | 01:45,093 | 0,209 | | | |
| 12 | FIRST LAP | 1,031 | 12 | 01:44,812 | 1,580 | 12 | 01:44,812 | 1,580 | 12 | 01:44,996 | 0,893 | 12 | 01:44,996 | 0,893 | 12 | 01:44,602 | 0,353 | 12 | 01:44,602 | 0,353 | 12 | 01:45,914 | 1,106 | 12 | 01:45,914 | 1,106 | 12 | 01:45,003 | 1,096 | 12 | 01:45,003 | 1,096 | 12 | 01:44,411 | 0,551 | | | |
| 25 | FIRST LAP | 1,332 | 25 | 01:44,691 | 1,760 | 25 | 01:44,691 | 1,760 | 25 | 01:45,143 | 1,344 | 25 | 01:45,143 | 1,344 | 25 | 01:44,329 | 0,834 | 25 | 01:44,329 | 0,834 | 25 | 01:44,914 | 1,106 | 25 | 01:44,914 | 1,106 | 25 | 01:44,643 | 0,542 | 25 | 01:44,643 | 0,542 | 25 | 01:44,411 | 0,551 | | | |
| 43 | FIRST LAP | 2,422 | 43 | 01:45,835 | 4,282 | 43 | 01:45,835 | 4,282 | 43 | 01:45,360 | 5,398 | 43 | 01:45,360 | 5,398 | 43 | 01:45,121 | 1,536 | 43 | 01:45,121 | 1,536 | 43 | 01:44,740 | 1,634 | 43 | 01:44,740 | 1,634 | 43 | 01:44,507 | 1,684 | 43 | 01:44,507 | 1,684 | 43 | 01:44,411 | 0,551 | | | |
| 47 | FIRST LAP | 2,710 | 47 | 01:44,934 | 4,308 | 47 | 01:44,934 | 4,308 | 47 | 01:45,082 | 5,288 | 47 | 01:45,082 | 5,288 | 47 | 01:45,019 | 5,430 | 47 | 01:45,019 | 5,430 | 47 | 01:44,968 | 5,756 | 47 | 01:44,968 | 5,756 | 47 | 01:44,698 | 6,497 | 47 | 01:44,698 | 6,497 | 47 | 01:44,5015 | 1,743 | | | |
| 36 | FIRST LAP | 3,010 | 36 | 01:46,245 | 4,404 | 36 | 01:46,245 | 4,404 | 36 | 01:46,865 | 14,356 | 36 | 01:46,865 | 14,356 | 36 | 01:44,933 | 5,751 | 36 | 01:44,933 | 5,751 | 36 | 01:44,968 | 5,756 | 36 | 01:44,968 | 5,756 | 36 | 01:44,828 | 6,852 | 36 | 01:44,828 | 6,852 | 36 | 01:44,5015 | 1,743 | | | |
| 74 | FIRST LAP | 3,591 | 74 | 01:46,527 | 6,188 | 74 | 01:46,527 | 6,188 | 74 | 01:46,538 | 16,001 | 74 | 01:46,538 | 16,001 | 74 | 01:44,767 | 5,794 | 74 | 01:44,767 | 5,794 | 74 | 01:44,968 | 5,756 | 74 | 01:44,968 | 5,756 | 74 | 01:44,828 | 6,852 | 74 | 01:44,828 | 6,852 | 74 | 01:44,5015 | 1,743 | | | |
| 77 | FIRST LAP | 3,637 | 77 | 01:46,576 | 6,323 | 77 | 01:46,576 | 6,323 | 77 | 01:49,567 | 22,186 | 77 | 01:49,567 | 22,186 | 77 | 01:45,019 | 5,430 | 77 | 01:45,019 | 5,430 | 77 | 01:44,968 | 5,756 | 77 | 01:44,968 | 5,756 | 77 | 01:44,828 | 6,852 | 77 | 01:44,828 | 6,852 | 77 | 01:44,5015 | 1,743 | | | |
| 24 | FIRST LAP | 3,924 | 24 | 01:46,527 | 6,188 | 24 | 01:46,527 | 6,188 | 24 | 01:49,960 | 24,385 | 24 | 01:49,960 | 24,385 | 24 | 01:44,933 | 5,751 | 24 | 01:44,933 | 5,751 | 24 | 01:44,968 | 5,756 | 24 | 01:44,968 | 5,756 | 24 | 01:44,828 | 6,852 | 24 | 01:44,828 | 6,852 | 24 | 01:44,5015 | 1,743 | | | |
| 80 | FIRST LAP | 4,686 | 80 | 01:47,576 | 6,323 | 80 | 01:47,576 | 6,323 | 80 | 01:48,538 | 16,001 | 80 | 01:48,538 | 16,001 | 80 | 01:44,767 | 5,794 | 80 | 01:44,767 | 5,794 | 80 | 01:44,968 | 5,756 | 80 | 01:44,968 | 5,756 | 80 | 01:44,828 | 6,852 | 80 | 01:44,828 | 6,852 | 80 | 01:44,5015 | 1,743 | | | |
| 31 | FIRST LAP | 5,102 | 31 | 01:46,645 | 7,484 | 31 | 01:46,645 | 7,484 | 31 | 01:49,567 | 22,186 | 31 | 01:49,567 | 22,186 | 31 | 01:44,933 | 5,751 | 31 | 01:44,933 | 5,751 | 31 | 01:44,968 | 5,756 | 31 | 01:44,968 | 5,756 | 31 | 01:44,828 | 6,852 | 31 | 01:44,828 | 6,852 | 31 | 01:44,5015 | 1,743 | | | |
| 22 | FIRST LAP | 5,560 | 22 | 01:46,645 | 7,484 | 22 | 01:46,645 | 7,484 | 22 | 01:49,960 | 24,385 | 22 | 01:49,960 | 24,385 | 22 | 01:44,933 | 5,751 | 22 | 01:44,933 | 5,751 | 22 | 01:44,968 | 5,756 | 22 | 01:44,968 | 5,756 | 22 | 01:44,828 | 6,852 | 22 | 01:44,828 | 6,852 | 22 | 01:44,5015 | 1,743 | | | |
| 50 | FIRST LAP | 5,809 | 50 | 01:46,559 | 8,105 | 50 | 01:46,559 | 8,105 | 50 | 01:49,960 | 24,385 | 50 | 01:49,960 | 24,385 | 50 | 01:44,933 | 5,751 | 50 | 01:44,933 | 5,751 | 50 | 01:44,968 | 5,756 | 50 | 01:44,968 | 5,756 | 50 | 01:44,828 | 6,852 | 50 | 01:44,828 | 6,852 | 50 | 01:44,5015 | 1,743 | | | |
| 70 | FIRST LAP | 5,867 | 70 | 01:46,559 | 8,105 | 70 | 01:46,559 | 8,105 | 70 | 01:49,960 | 24,385 | 70 | 01:49,960 | 24,385 | 70 | 01:44,933 | 5,751 | 70 | 01:44,933 | 5,751 | 70 | 01:44,968 | 5,756 | 70 | 01:44,968 | 5,756 | 70 | 01:44,828 | 6,852 | 70 | 01:44,828 | 6,852 | 70 | 01:44,5015 | 1,743 | | | |
| 21 | FIRST LAP | 6,179 | 21 | 01:46,645 | 7,484 | 21 | 01:46,645 | 7,484 | 21 | 01:49,960 | 24,385 | 21 | 01:49,960 | 24,385 | 21 | 01:44,933 | 5,751 | 21 | 01:44,933 | 5,751 | 21 | 01:44,968 | 5,756 | 21 | 01:44,968 | 5,756 | 21 | 01:44,828 | 6,852 | 21 | 01:44,828 | 6,852 | 21 | 01:44,5015 | 1,743 | | | |
| 57 | FIRST LAP | 6,332 | 57 | 01:46,645 | 7,484 | 57 | 01:46,645 | 7,484 | 57 | 01:49,960 | 24,385 | 57 | 01:49,960 | 24,385 | 57 | 01:44,933 | 5,751 | 57 | 01:44,933 | 5,751 | 57 | 01:44,968 | 5,756 | 57 | 01:44,968 | 5,756 | 57 | 01:44,828 | 6,852 | 57 | 01:44,828 | 6,852 | 57 | 01:44,5015 | 1,743 | | | |
| 14 | FIRST LAP | 7,469 | 14 | 01:46,645 | 7,484 | 14 | 01:46,645 | 7,484 | 14 | 01:49,960 | 24,385 | 14 | 01:49,960 | 24,385 | 14 | 01:44,933 | 5,751 | 14 | 01:44,933 | 5,751 | 14 | 01:44,968 | 5,756 | 14 | 01:44,968 | 5,756 | 14 | 01:44,828 | 6,852 | 14 | 01:44,828 | 6,852 | 14 | 01:44,5015 | 1,743 | | | |
| 40 | FIRST LAP | 7,617 | 40 | 01:46,645 | 7,484 | 40 | 01:46,645 | 7,484 | 40 | 01:49,960 | 24,385 | 40 | 01:49,960 | 24,385 | 40 | 01:44,933 | 5,751 | 40 | 01:44,933 | 5,751 | 40 | 01:44,968 | 5,756 | 40 | 01:44,968 | 5,756 | 40 | 01:44,828 | 6,852 | 40 | 01:44,828 | 6,852 | 40 | 01:44,5015 | 1,743 | | | |
| 2 | FIRST LAP | 8,924 | 2 | 01:46,645 | 7,484 | 2 | 01:46,645 | 7,484 | 2 | 01:49,960 | 24,385 | 2 | 01:49,960 | 24,385 | 2 | 01:44,933 | 5,751 | 2 | 01:44,933 | 5,751 | 2 | 01:44,968 | 5,756 | 2 | 01:44,968 | 5,756 | 2 | 01:44,828 | 6,852 | 2 | 01:44,828 | 6,852 | 2 | 01:44,5015 | 1,743 | | | |
| 61 | FIRST LAP | 24,126 | 61 | 01:46,645 | 7,484 | 61 | 01:46,645 | 7,484 | 61 | 01:49,960 | 24,385 | 61 | 01:49,960 | 24,385 | 61 | 01:44,933 | 5,751 | 61 | 01:44,933 | 5,751 | 61 | 01:44,968 | 5,756 | 61 | 01:44,968 | 5,756 | 61 | 01:44,828 | 6,852 | 61 | 01:44,828 | 6,852 | 61 | 01:44,5015 | 1,743 | | | |
| 16 | FIRST LAP | 24,740 | 16 | 01:46,645 | 7,484 | 16 | 01:46,645 | 7,484 | 16 | 01:49,960 | 24,385 | 16 | 01:49,960 | 24,385 | 16 | 01:44,933 | 5,751 | 16 | 01:44,933 | 5,751 | 16 | 01:44,968 | 5,756 | 16 | 01:44,968 | 5,756 | 16 | 01:44,828 | 6,852 | 16 | 01:44,828 | 6,852 | 16 | 01:44,5015 | 1,743 | | | |
| 33 | FIRST LAP | 25,346 | 33 | 01:46,645 | 7,484 | 33 | 01:46,645 | 7,484 | 33 | 01:49,960 | 24,385 | 33 | 01:49,960 | 24,385 | 33 | 01:44,933 | 5,751 | 33 | 01:44,933 | 5,751 | 33 | 01:44,968 | 5,756 | 33 | 01:44,968 | 5,756 | 33 | 01:44,828 | 6,852 | 33 | 01:44,828 | 6,852 | 33 | 01:44,5015 | 1,743 | | | |
| 83 | FIRST LAP | 25,997 | 83 | 01:46,645 | 7,484 | 83 | 01:46,645 | 7,484 | 83 | 01:49,960 | 24,385 | 83 | 01:49,960 | 24,385 | 83 | 01:44,933 | 5,751 | 83 | 01:44,933 | 5,751 | 83 | 01:44,968 | 5,756 | 83 | 01:44,968 | 5,756 | 83 | 01:44,828 | 6,852 | 83 | 01:44,828 | 6,852 | 83 | 01:44,5015 | 1,743 | | | |
| 64 | FIRST LAP | 28,539 | 64 | 01:46,645 | 7,484 | 64 | 01:46,645 | 7,484 | 64 | 01:49,960 | 24,385 | 64 | 01:49,960 | 24,385 | 64 | 01:44,933 | 5,751 | 64 | 01:44,933 | 5,751 | 64 | 01:44,968 | 5,756 | 64 | 01:44,968 | 5,756 | 64 | 01:44,828 | 6,852 | 64 | 01:44,828 | 6,852 | 64 | 01:44,5015 | 1,743 | | | |
| 71 | FIRST LAP | 29,357 | 71 | 01:46,645 | 7,484 | 71 | 01:46,645 | 7,484 | 71 | 01:49,960 | 24,385 | 71 | 01:49,960 | 24,385 | 71 | 01:44,933 | 5,751 | 71 | 01:44,933 | 5,751 | 71 | 01:44,968 | 5,756 | 71 | 01:44,968 | 5,756 | 71 | 01:44,828 | 6,852 | 71 | 01:44,828 | 6,852 | 71 | 01:44,5015 | 1,743 | | | |



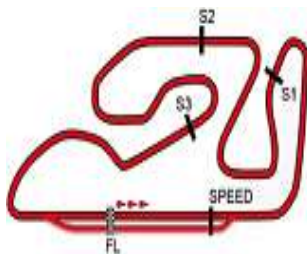


Circuit de la C.Valenciana
FIM CEV REPSOL. Circuit CV

Análisis por vuelta Race ETC

| | | | | | | | | |
|---------|-----------|---------|---------|------------------|---------|---------|-----------|---------|
| 77 | 01:45,210 | 6,751 | 9 | 01:44,586 | 0,117 | 40 | 01:49,099 | 01:13,9 |
| 47 | 01:45,859 | 7,755 | 12 | 01:44,621 | 0,315 | 2 | 01:49,235 | 01:14,3 |
| 43 | 01:45,864 | 7,804 | 55 | 01:44,362 | 0,432 | Lap: 16 | | |
| 50 | 01:47,029 | 21,781 | 27 | 01:45,031 | 2,298 | Num | Tiempo | GAP |
| 24 | 01:47,083 | 21,988 | 25 | 01:45,660 | 2,632 | 9 | 01:44,676 | |
| 21 | 01:47,266 | 22,209 | 77 | 01:45,155 | 8,245 | 26 | 01:44,342 | 0,054 |
| 36 | 01:46,909 | 22,261 | 43 | 01:44,882 | 9,431 | 12 | 01:44,815 | 0,156 |
| 31 | 01:46,832 | 22,476 | 47 | 01:45,415 | 10,286 | 55 | 01:44,428 | 0,349 |
| 57 | 01:47,486 | 28,191 | 21 | 01:46,456 | 27,453 | 27 | 01:45,002 | 2,090 |
| 22 | 01:48,068 | 29,778 | 50 | 01:46,589 | 27,657 | 25 | 01:46,076 | 7,171 |
| 80 | 01:48,921 | 39,101 | 24 | 01:46,612 | 27,834 | 77 | 01:44,932 | 8,920 |
| 40 | 01:50,354 | 48,984 | 36 | 01:46,611 | 28,182 | 43 | 01:45,843 | 12,167 |
| 2 | 01:50,560 | 52,237 | 31 | 01:46,781 | 29,327 | 47 | 01:47,153 | 15,896 |
| Lap: 11 | | | 57 | 01:47,482 | 36,627 | 50 | 01:46,694 | 32,976 |
| Num | Tiempo | GAP | 22 | 01:48,453 | 40,467 | 21 | 01:46,795 | 32,995 |
| 9 | 01:44,936 | | 80 | 01:49,042 | 52,875 | 24 | 01:46,769 | 33,204 |
| 26 | 01:44,976 | 0,249 | 40 | 01:49,546 | 01:05,0 | 36 | 01:46,698 | 33,343 |
| 55 | 01:45,029 | 0,251 | 2 | 01:48,886 | 01:06,1 | 31 | 01:47,618 | 36,865 |
| 12 | 01:44,721 | 0,336 | Lap: 14 | | | 57 | 01:47,891 | 45,356 |
| 25 | 01:45,056 | 0,662 | Num | Tiempo | GAP | 22 | 01:48,331 | 51,005 |
| 27 | 01:44,855 | 1,662 | 26 | 01:44,691 | | 80 | 01:49,231 | 01:06,7 |
| 77 | 01:45,501 | 7,316 | 12 | 01:44,509 | 0,133 | 40 | 01:49,489 | 01:18,7 |
| 47 | 01:45,560 | 8,379 | 9 | 01:44,819 | 0,245 | 2 | 01:49,407 | 01:19,0 |
| 43 | 01:45,557 | 8,425 | 55 | 01:44,872 | 0,613 | Lap: 17 | | |
| 50 | 01:46,535 | 23,380 | 27 | 01:44,704 | 2,311 | Num | Tiempo | GAP |
| 21 | 01:46,319 | 23,592 | 25 | 01:46,345 | 4,286 | 55 | 01:45,148 | |
| 24 | 01:46,769 | 23,821 | 77 | 01:45,206 | 8,760 | 26 | 01:45,556 | 0,113 |
| 36 | 01:46,619 | 23,944 | 43 | 01:45,379 | 10,119 | 27 | 01:46,036 | 2,629 |
| 31 | 01:47,611 | 25,151 | 47 | 01:46,041 | 11,636 | 25 | 01:45,808 | 7,482 |
| 57 | 01:47,473 | 30,728 | 50 | 01:46,218 | 29,184 | 77 | 01:44,801 | 8,224 |
| 22 | 01:47,941 | 32,783 | 21 | 01:46,617 | 29,379 | 43 | 01:46,975 | 13,645 |
| 80 | 01:49,552 | 43,717 | 24 | 01:46,438 | 29,581 | 47 | 01:47,537 | 17,936 |
| 40 | 01:50,267 | 54,315 | 36 | 01:46,308 | 29,799 | 50 | 01:46,342 | 33,821 |
| 2 | 01:49,613 | 56,914 | 31 | 01:46,894 | 31,530 | 21 | 01:46,463 | 33,961 |
| Lap: 12 | | | 57 | 01:47,556 | 39,492 | 36 | 01:46,375 | 34,221 |
| Num | Tiempo | GAP | 22 | 01:48,554 | 44,330 | 24 | 01:46,693 | 34,400 |
| 9 | 01:44,677 | | 80 | 01:49,363 | 57,547 | 31 | 01:48,275 | 39,643 |
| 26 | 01:44,482 | 0,054 | 40 | 01:49,398 | 01:09,8 | 57 | 01:48,340 | 48,199 |
| 12 | 01:44,504 | 0,163 | 2 | 01:48,645 | 01:10,0 | 22 | 01:48,855 | 54,363 |
| 55 | 01:44,965 | 0,539 | Lap: 15 | | | 80 | 01:49,981 | 01:11,2 |
| 25 | 01:45,456 | 1,441 | Num | Tiempo | GAP | 2 | 01:49,504 | 01:23,0 |
| 27 | 01:44,751 | 1,736 | 9 | 01:44,720 | | 40 | 01:49,896 | 01:23,1 |
| 77 | 01:44,920 | 7,559 | 12 | 01:44,849 | 0,017 | | | |
| 43 | 01:45,270 | 9,018 | 26 | 01:45,353 | 0,388 | | | |
| 47 | 01:45,638 | 9,340 | 55 | 01:44,949 | 0,597 | | | |
| 21 | 01:46,551 | 25,466 | 27 | 01:44,418 | 1,764 | | | |
| 50 | 01:46,834 | 25,537 | 25 | 01:46,450 | 5,771 | | | |
| 24 | 01:46,547 | 25,691 | 77 | 01:44,869 | 8,664 | | | |
| 36 | 01:46,773 | 26,040 | 43 | 01:45,846 | 11,000 | | | |
| 31 | 01:46,541 | 27,015 | 47 | 01:46,748 | 13,419 | | | |
| 57 | 01:47,563 | 33,614 | 21 | 01:46,462 | 30,876 | | | |
| 22 | 01:48,377 | 36,483 | 50 | 01:46,739 | 30,958 | | | |
| 80 | 01:49,262 | 48,302 | 24 | 01:46,495 | 31,111 | | | |
| 40 | 01:50,379 | 01:00,0 | 36 | 01:46,487 | 31,321 | | | |
| 2 | 01:49,460 | 01:01,6 | 31 | 01:47,358 | 33,923 | | | |
| Lap: 13 | | | 57 | 01:47,614 | 42,141 | | | |
| Num | Tiempo | GAP | 22 | 01:47,985 | 47,350 | | | |
| 26 | 01:44,415 | | 80 | 01:49,589 | 01:02,1 | | | |





Circuit Ricardo Tormo / 8-9 July 2017

Circuit de la C.Valenciana

8 - 9 July 2017

Circuit de la C.Valenciana

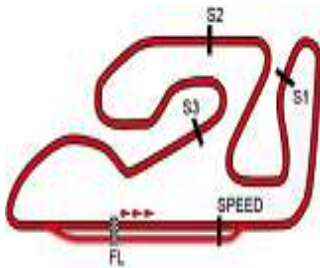
FIM CEV REPSOL. Circuit CV

Velocidades máximas Race ETC

| Piloto | Nacionalidad/Res. | Marca | Mejores 5 velocidades máx. | | | | | Media | Máx. |
|-------------------------|-------------------|-------|----------------------------|-------|-------|-------|-------|-------|-------|
| 25 MELGAR, Eduard | SPA | Honda | 197,0 | 196,4 | 195,2 | 194,6 | 194,0 | 195,4 | 197,0 |
| 57 BLACKWELL, Callum J. | GBR | Honda | 196,4 | 190,6 | 188,4 | 187,3 | 187,3 | 190,0 | 196,4 |
| 55 TOLEDO, Alex | SPA | Honda | 195,8 | 194,6 | 194,0 | 193,4 | 192,9 | 194,1 | 195,8 |
| 21 FALCONE, Vincent | FRA | Honda | 195,8 | 195,8 | 193,4 | 191,7 | 191,7 | 193,7 | 195,8 |
| 50 VOSTATEK, Ondrej | CZE | Honda | 194,6 | 191,7 | 189,5 | 188,9 | 188,9 | 190,7 | 194,6 |
| 18 GONZALEZ, Manuel | SPA | Honda | 194,6 | 144,3 | | | | 169,5 | 194,6 |
| 12 PAAVILAINEN, Peetu | FIN | Honda | 194,0 | 193,4 | 192,9 | 192,9 | 192,3 | 193,1 | 194,0 |
| 77 PEREZ, Andreas | SPA | Honda | 194,0 | 188,4 | 186,2 | 185,7 | 185,1 | 187,9 | 194,0 |
| 27 DIEZ, Alejandro | SPA | Honda | 194,0 | 192,9 | 191,7 | 191,7 | 191,7 | 192,4 | 194,0 |
| 36 NEILA, Beatriz | SPA | Honda | 193,4 | 192,9 | 191,7 | 191,7 | 191,2 | 192,2 | 193,4 |
| 47 HERNANDEZ, Ferrán | SPA | Honda | 193,4 | 191,7 | 188,9 | 188,4 | 188,4 | 190,2 | 193,4 |
| 9 GOMEZ, Francisco | SPA | Honda | 192,9 | 192,3 | 192,3 | 190,0 | 189,5 | 191,4 | 192,9 |
| 74 SAKO, Daijiro | JPN | Honda | 192,9 | 192,9 | 191,7 | 191,2 | 187,8 | 191,3 | 192,9 |
| 43 JESPERSEN, Simon | DEN | Honda | 191,7 | 191,2 | 190,0 | 190,0 | 188,9 | 190,4 | 191,7 |
| 80 ALONSO, Víctor | SPA | Honda | 191,7 | 190,6 | 188,4 | 188,4 | 186,2 | 189,1 | 191,7 |
| 26 PARRA, Miguel | SPA | Honda | 191,2 | 190,6 | 190,0 | 190,0 | 190,0 | 190,4 | 191,2 |
| 2 HART, Jack | GBR | Honda | 189,5 | 187,3 | 186,7 | 185,1 | 185,1 | 186,8 | 189,5 |
| 70 WENDEBORN, Lukas | SWE | Honda | 188,9 | 188,4 | 188,4 | 187,8 | 186,2 | 187,9 | 188,9 |
| 22 CRISTIN, Stefano | ITA | Honda | 188,9 | 188,4 | 187,8 | 186,2 | 184,6 | 187,2 | 188,9 |
| 31 NYUL, Aurel | FRA | Honda | 188,4 | 188,4 | 187,8 | 186,7 | 186,2 | 187,5 | 188,4 |
| 24 GREGORIO, Matthieu | FRA | Honda | 187,8 | 187,3 | 187,3 | 186,7 | 186,7 | 187,2 | 187,8 |
| 40 SUAREZ, José | SPA | Honda | 186,2 | 183,6 | 183,6 | 183,6 | 183,1 | 184,0 | 186,2 |
| 14 BELLOT, María | SPA | Honda | 181,0 | 180,5 | 180,5 | 180,0 | 178,5 | 180,1 | 181,0 |
| 83 KAWAKAMI, Meikon | BRA | Honda | | | | | | | |
| 61 GARCIA, Iker | SPA | Honda | | | | | | | |
| 16 DAVIS, Jamie W. | GBR | Honda | | | | | | | |
| 64 VELTHUIZEN, Colin | NED | Honda | | | | | | | |
| 71 CAÑERO, Fau | SPA | Honda | | | | | | | |
| 33 REHACEK, Filip | CZE | Honda | | | | | | | |



CRONOCIRCUIT: oscar.guierrez@circuitvalencia.com



Moto3

Moto2

Talent

Circuit Ricardo Tormo / 8-9 July 2017

Circuit de la C.Valenciana

8 - 9 July 2017

Circuit de la C.Valenciana
FIM CEV REPSOL. Circuit CV
 ANALISIS PIT Race ETC

14 BELLOT, María
 Team Stratos Racing T.


| Time IN | Time OUT | GAP | Lap |
|--------------|----------|-----|-----|
| 13:18:17,905 | ... | | 9 |

Num. P. 1 Total in PIT:

74 SAKO, Daijiro
 Team Blumaq HMA R.

| Time IN | Time OUT | GAP | Lap |
|--------------|--------------|--------------|-----|
| 13:10:30,495 | 13:10:46,330 | 00:00:15,835 | 5 |

Num. P. 1 Total in PIT: 00:00:15,835



CRONOCIRCUIT: oscar.guierrez@circuitvalencia.com