

Circuit Ricardo Tormo / 8-9 July 2017



FIM CEV REPSOL. Circuit CV

8 - 9 July 2017

Laps: 18

Circuit de la C.Valenciana
Length: 4005 metros

Results

Race 2 Moto3

Pos.	N.	Rider	Team	Motorcycle	Nat.	Laps	Time	Best Lap	iL	Gap	Interval	Speed	Tyr.	Pt.	Cat.
1	71	FOGGIA,Dennis	JT VR46 Riders Acad.	KTM	ITA	18	30:29,512	01:40,762	4			141,89	Du	25	
2	52	ALCOBA,Jeremy	J.T.Estrella Galicia	Honda	SPA	18	30:31,580	01:40,664	5	00:02,068	00:02,068	141,74	Du	20	
3	63	PEREZ,Vicente	Reale Avintia Ac.	KTM	SPA	18	30:32,964	01:40,734	4	00:03,452	00:01,384	141,66	Du	16	
4	33	KUNII,Yuki	Asia Talent Team	Honda	JPN	18	30:34,818	01:40,538	4	00:05,306	00:01,854	141,51	Du	13	
5	47	POLANCO,Aarón	Leopard Junior T.	Honda	SPA	18	30:35,155	01:40,765	4	00:05,643	00:00,337	141,43	Du	11	
6	31	MASAKI,Kazuki	Asia Talent Team	Honda	JPN	18	30:38,272	01:41,024	6	00:08,760	00:03,117	141,2	Du	10	
7	14	GARCIA,Sergio	J.T.Estrella Galicia	Honda	SPA	18	30:44,009	01:40,686	5	00:14,497	00:05,737	140,74	Du	9	
8	55	MONTELLA,Yari	SIC58 Squadra Corse	Honda	ITA	18	30:49,342	01:41,347	4	00:19,830	00:05,333	140,36	Du	8	
9	20	GARCIA,José J.	Fau55 Racing	KTM	SPA	18	30:49,348	01:41,041	3	00:19,836	00:00,006	140,36	Du	7	
10	77	PETRARCA,Lorenzo	JHK T-Shirt	Husqvarna	ITA	18	30:49,675	01:41,419	3	00:20,163	00:00,327	140,36	Du	6	
11	76	YURCHENKO,Makar	Reale Avintia Ac.	KTM	KAZ	18	30:49,773	01:41,383	2	00:20,261	00:00,098	140,36	Du	5	
12	23	FERNANDEZ,Raúl	MRW-Mahindra-Aspar	Mahindra	SPA	18	30:50,053	01:41,599	3	00:20,541	00:00,280	140,28	Du	4	
13	81	VIU,Aleix	42Motorsport	KTM	SPA	18	30:50,308	01:40,698	5	00:20,796	00:00,255	140,28	Du	3	
14	34	IZDIHAR,Andi Farid	Astra Honda RT	Honda	INA	18	31:00,160	01:40,940	4	00:30,648	00:09,852	139,53	Du	2	
15	13	VIETTI,Celestino	JT VR46 Riders Acad.	KTM	ITA	18	31:02,144	01:42,162	3	00:32,632	00:01,984	139,38	Du	1	
16	88	IERACI,Brunopalazzese	TM R.Factory Team	TM Racing	ITA	18	31:02,223	01:42,074	5	00:32,711	00:00,079	139,38	Du		
17	69	SKINNER,Rory	Steps Foundation/KRP	KTM	GBR	18	31:03,668	01:41,429	2	00:34,156	00:01,445	139,3	Du		
18	82	NEPA,Stefano	Leopard Junior Team	Honda	ITA	18	31:03,691	01:42,191	3	00:34,179	00:00,023	139,3	Du		
19	67	RIU,Gerard	Mahindra Laglisse	Mahindra	SPA	18	31:03,970	01:41,961	3	00:34,458	00:00,279	139,3	Du		
20	50	DUPASQUIER,Jason	CarXpert Interwetten	KTM	SWI	18	31:04,814	01:42,391	10	00:35,302	00:00,844	139,23	Du		
21	49	SINTONI,Edoardo	3570 MTA	Mahindra	ITA	18	31:05,863	01:42,037	5	00:36,351	00:01,049	139,15	Du		
22	17	ROSSI,Riccardo	JHK T-Shirt	Husqvarna	ITA	18	31:09,016	01:42,306	2	00:39,504	00:03,153	138,86	Du		
23	15	GHIDINI,Matteo	TMR Competición	KTM	ITA	18	31:09,570	01:42,481	6	00:40,058	00:00,554	138,86	Du		
24	25	VERDOÑA,Andy	CarXpert Interwetten	KTM	FRA	18	31:09,781	01:42,472	4	00:40,269	00:00,211	138,86	Du		
25	16	RUIZ,Alex	MRW-Mahindra-Aspar	Mahindra	SPA	18	31:09,962	01:42,406	2	00:40,450	00:00,181	138,86	Du		
26	8	MARTINEZ,Gabriel	Motomex T.M3	KTM	MEX	18	31:12,299	01:42,479	2	00:42,787	00:02,337	138,63	Du		
27	19	FLORIDO,Rufino	Mahindra Laglisse	Mahindra	SPA	18	31:12,342	01:42,740	6	00:42,830	00:00,043	138,63	Du		
28	4	MEGGLE,Matthias	Dynavolt Intact GP J	KTM	GER	18	31:12,434	01:42,753	7	00:42,922	00:00,092	138,63	Du		
29	48	CAVALIERE,Andrea	JHK T-Shirt	Husqvarna	ITA	18	31:14,504	01:42,962	5	00:44,992	00:02,070	138,49	Du		
30	7	CARRARO,Nicola	3570 MTA	Mahindra	ITA	18	31:14,756	01:42,028	6	00:45,244	00:00,252	138,49	Du		
31	28	FABER,Loran	Dutch Racing Team	Honda	NED	18	31:19,020	01:42,898	5	00:49,508	00:04,264	138,12	Du		
32	65	OWENS,Josh	Promoracing	Kalex	GBR	18	31:23,895	01:43,443	5	00:54,383	00:04,875	137,82	Du		
33	86	NESBITT,Charlie A.	J.T.Estrella Galicia	Honda	GBR	18	31:36,839	01:42,277	5	01:07,327	00:12,944	136,88	Du		
34	18	VAN De LAGEMAAT,Ryar	Lagemaat Racing	KTM	NED	18	31:44,164	01:44,570	6	01:14,652	00:07,325	136,3	Du		
35	60	SCONZA,Gianluca	3570 MTA	Mahindra	ITA	18	31:44,196	01:44,518	6	01:14,684	00:00,032	136,3	Du		
Not Classified															
.	9	KASMAYUDIN,Kasma	Petronas Sprinta R.	Honda	MAL	13	22:33,200	01:42,484	2	-5 Lap	-5 Lap	138,53	Du		
.	42	FULIGNI,Filippo	42Motorsport	KTM	ITA	11	19:34,517	01:42,871	2	-7 Lap	-2 Lap	135,09	Du		
.	11	JONES,Daniel	Steps Foundation/KRP	KTM	GBR	6	10:23,802	01:41,519	5	-12 Lap	-4 Lap	138,86	Du		
.	84	MIRALLES,Iván	Cuna de Campeones	Mir Racing	SPA	6	10:48,010	01:44,348	4	-12 Lap	00:24,208	133,5	Du		
.	21	LOPEZ,Alonso	J.T.Estrella Galicia	Honda	SPA	5	08:34,208	01:41,111	4	-13 Lap	-1 Lap	140,25	Du		
.	99	LORENTE,Angel	Cuna de Campeones	Mir Racing	SPA	1	02:54,549	FIRST LAP	1	-17 Lap	-4 Lap	82,86	Du		

Circuit de la C.Valenciana

Final Official

Provisional Official

Length: 4005 Hour: 14:00:00

JURY:

Hour:

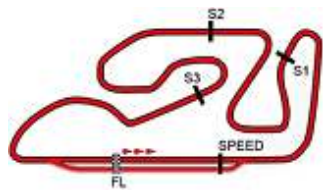
C.of the Course:

Hour:

C.Timekeeper:

Hour: 14:48:51





Circuit Ricardo Tormo / 8-9 July 2017



FIM CEV REPSOL. Circuit CV

8 - 9 July 2017

Laps: 18

Circuit de la C.Valenciana

Length: 4005 metros

Results

Race 2 Moto3

Pos.	N.	Rider	Team	Motorcycle	Nat.	Laps	Time	Best Lap	iL	Gap	Interval	Speed	Tyr.	Pt.	Cat.
.	27	CASADEI, Mattia	SIC58 Squadra Corse	Honda	ITA										Du
		Not Started													
.	45	ROUGE, Clément	Team C-Racer	Kalex	FRA										Du
		Excluded													
.	5	MASIA, Jaume	Cuna de Campeones	KTM	SPA										Du
		#81,42,69,7,17 penalty 5 sec													
		Best Lap: Rider 33 - KUNII, Yuki - Time: 01:40,538 at 143,41 Km/h													
		Pole position: 63 - PEREZ, Vicente, time: 01:40,115													

Circuit de la C.Valenciana

Final Official

Provisional Official

Length: 4005

Hour: 14:00:00

JURY:

Hour:

C.of the Course:


Hour:

C.Timekeeper:

Hour: 14:48:55



CRONOCIRCUIT: oscar.gutierrez@circuitvalencia.com



Circuit de la C.Valenciana

8 - 9 July 2017

Circuit de la C.Valenciana

Race 2 Moto3

LISTADO DEL PLANNING

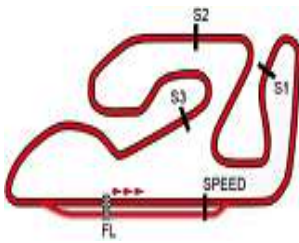
	V1	V2	V3	V4	V5	V6	V7	V8	V9	V10	V11	V12	V13	V14	V15	V16	V17	V18
71 - FOGGIA,Dennis	63	71	71	71	71	71	71	71	71	71	71	71	71	71	71	71	71	71
52 - ALCOBA,Jeremy	71	63	52	63	52	52	52	52	52	63	52	52	63	52	52	52	52	52
63 - PEREZ,Vicente	52	52	63	52	63	63	63	63	63	63	52	63	63	63	63	63	63	63
33 - KUNII,Yuki	31	31	14	14	14	14	14	14	14	14	47	47	14	47	47	47	33	33
47 - POLANCO,Aarón	47	47	47	47	47	47	47	47	47	14	14	47	14	47	14	33	33	47
31 - MASAKI,Kazuki	21	14	81	81	81	81	81	34	33	33	33	33	33	33	14	14	14	31
14 - GARCIA,Sergio	14	81	31	34	34	31	34	81	34	34	34	34	34	31	31	31	31	14
55 - MONTELLA,Yari	81	21	34	31	31	34	33	33	81	5	31	31	31	81	81	81	81	81
20 - GARCIA,José J.	34	34	20	21	21	5	31	5	31	31	81	81	81	55	55	55	55	55
77 - PETRARCA,Lorenzo	23	20	21	20	5	33	5	31	55	81	20	20	20	20	20	20	76	20
76 - YURCHENKO,Makar	20	23	5	5	33	55	55	20	20	55	77	55	77	76	76	76	20	77
23 - FERNANDEZ,Raúl	5	5	23	33	20	76	77	23	77	55	77	55	76	76	77	77	77	76
81 - VIU,Aleix	76	76	76	76	76	23	23	77	23	77	23	23	77	23	23	23	23	23
34 - IZIDIHAR,Andi Farid	69	69	33	23	55	77	20	20	69	23	76	76	23	69	69	69	69	69
13 - VIETTI,Celestino	55	55	69	69	23	69	69	69	76	76	5P	69	69	34	34	34	34	34
88 - IERACI,Brunopalazese	77	33	55	55	77	20	76	76	88	69	69	13	13	13	13	13	13	13
69 - SKINNER,Rory	33	77	77	77	69	86	88	88	13	13	13	88	88	88	88	88	88	88
82 - NEPA,Stefano	86	86	49	13	13	11	13	13	82	88	49	49	67	67	67	82	82	82
67 - RIU,Gerard	49	49	86	86	86	13	49	82	49	88	17	17	82	82	67	67	67	67
50 - DUPASQUIER,Jason	17	17	13	49	49	88	82	67	67	82	82	67	49	17	17	17	17	17
49 - SINTONI,Edoardo	13	13	17	88	11	49	17	49	17	67	17	82	82	49	49	49	49	50
17 - ROSSI,Ricardo	16	16	88	11	88	82	67	17	7	17	67	7	7	7	50	50	50	49
15 - GHIDINI,Matteo	88	88	16	17	82	17	7	16	7	7	50	50	50	7	7	7	7	15
25 - VERDÓIA,Andy	11	11	11	82	17	67	16	16	50	16	50	16	16	16	16	15	15	7
16 - RUIZ,Alex	82	82	82	67	67	7	19	42	42	50	16	15	15	15	25	25	25	25
8 - MARTINEZ,Gabriel	7	67	67	16	16	16	42	8	8	8	15	25	25	15	16	16	16	16
19 - FLORIDO,Rufino	67	7	7	7	7	8	8	19	9	9	8	9	9	19	19	4	8	8
4 - MEGGLE,Matthias	42	42	42	42	42	19	50	50	19	15	9	19	19	4	4	19	19	19
48 - CAVALIERE,Andrea	19	9	9	9	8	42	9	9	15	19	25	8	4	8	8	4	4	4
7 - CARRARO,Nicola	9	19	19	19	9	9	25	25	25	4	4	8	48	48	48	48	48	48
28 - FABER,Loran	8	8	8	8	19	50	15	15	4	4	19	48	48	28	28	28	28	28
65 - OWENS,Josh	25	25	25	25	50	25	4	4	48	48	48	28	28	65	65	65	65	65
86 - NESBITT,Charlie A.	4	4	4	50	25	48	48	28	28	28	65	65	60	86	86	86	86	86
18 - VAN De LAGEMAAT,Ryan	48	50	50	4	4	15	28	28	65	65	65	18	60	18	60	60	60	18
60 - SCONZA,Gianluca	50	48	48	48	48	4	65	65	60	42	18	60	18	86	18	18	18	60
- Not Classified	28	28	28	28	28	60	60	18	18	60	86	86	86					
9 - KASMAYUDIN,Kasma	15	15	15	15	15	65	18	18	86	60	42P							
42 - FULIGNI,Filippo	65	65	65	65	65	60	86	86	86	86								
11 - JONES,Daniel	18	18	60	60	60	18												
84 - MIRALLES,Iván	60	60	18	18	18	84P												
21 - LOPEZ,Alonso	84	84	84	84	84													
99 - LORENTE,Angel	99P																	
27 - CASADEI,Matia	45																	
- Not Started	27																	
45 - ROUGE,Clément																		
- Excluded																		
5 - MASIA,Jaume																		
-#81,42,69,7,17 penalty 5																		

Presidente del Jurado

Director de Carrera

Cronometrador





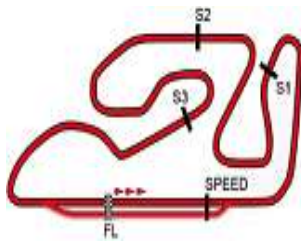
Circuit de la C.Valenciana

FIM CEV REPSOL. Circuit CV

VUELTA A VUELTA SECTORES Race 2 Moto3

4 - MEGGLE,Matthias							P.Vmax: 34	T. Ideal: 01:42,440
V. Tiempo	Sector 1	Sector 2	Sector 3	Sector 4	V.Max	Hora		
1 FIRST LAP	00:33,470	00:28,561	00:24,135	00:28,258	167,88	14:03:14	4 01:42,948	00:23,885
2 01:43,134	00:24,112	00:27,025	00:23,636	00:28,361	201,87	14:04:57	5 01:42,553	00:23,872
3 01:42,905	00:24,159	00:26,925	00:23,629	00:28,192	201,24	14:06:40	6 01:42,868	00:26,941
4 01:43,381	00:24,481	00:27,070	00:23,571	00:28,259	203,13	14:08:23	7 01:43,364	00:23,592
5 01:43,116	00:24,133	00:26,980	00:23,640	00:28,363	198,77	14:10:07	8 01:43,225	00:28,140
6 01:43,584	00:24,424	00:27,084	00:23,712	00:28,364	197,56	14:11:50	9 01:44,054	00:24,247
7 01:42,753	00:23,869	00:27,006	00:23,637	00:28,241	202,50	14:13:33	10 01:43,573	00:28,378
8 01:42,762	00:24,144	00:26,956	00:23,584	00:28,078	200,00	14:15:16	11 01:43,695	00:28,437
9 01:43,547	00:24,080	00:26,922	00:23,781	00:28,764	200,62	14:16:59	12 01:44,312	00:28,712
10 01:43,310	00:24,112	00:27,060	00:23,749	00:28,389	201,24	14:18:43	13 01:43,832	00:28,306
11 01:43,598	00:24,112	00:27,058	00:23,788	00:28,640	201,87	14:20:26	14 01:43,013	00:28,758
12 01:44,123	00:24,549	00:27,275	00:23,698	00:28,601	199,38	14:22:10	15 01:43,732	00:28,167
13 01:43,071	00:23,980	00:27,037	00:23,895	00:28,159	199,38	14:23:53	16 01:43,801	00:28,825
14 01:43,216	00:24,289	00:26,948	00:23,702	00:28,277	201,24	14:25:37	17 01:43,525	00:28,469
15 01:43,580	00:24,546	00:27,010	00:23,737	00:28,287	201,24	14:27:20	18 01:44,252	00:28,675
16 01:43,710	00:24,316	00:27,079	00:23,842	00:28,473	202,50	14:29:04		
17 01:44,022	00:24,642	00:27,257	00:23,862	00:28,261	194,01	14:30:48		
18 01:44,198	00:24,330	00:27,257	00:23,928	00:28,683	200,62	14:32:32		
5 - MASIA,Jaume							P.Vmax: 1	T. Ideal: 01:40,579
V. Tiempo	Sector 1	Sector 2	Sector 3	Sector 4	V.Max	Hora		
1 FIRST LAP	00:31,257	00:26,950	00:23,474	00:27,815	154,65	14:03:09		
2 01:41,517	00:23,635	00:26,624	00:23,401	00:27,857	207,69	14:04:51		
3 01:41,170	00:23,547	00:26,529	00:23,299	00:27,795	205,06	14:06:32		
4 01:41,022	00:23,671	00:26,443	00:23,354	00:27,554	207,03	14:08:13		
5 01:41,013	00:23,642	00:26,421	00:23,305	00:27,645	209,71	14:09:54		
6 01:40,794	00:23,374	00:26,419	00:23,232	00:27,769	206,37	14:11:35		
7 01:41,638	00:23,619	00:26,779	00:23,410	00:27,830	213,16	14:13:16		
8 01:41,978	00:23,776	00:26,956	00:23,425	00:27,821	211,76	14:14:58		
9 03:23,630	00:29,434	00:28,535	00:23,461	00:27,841	171,88	14:18:22		
10 PIT	00:23,704	00:26,499	00:23,282	00:36,445	206,37	14:20:12		
7 - CARRARO,Nicola							P.Vmax: 31	T. Ideal: 01:42,028
V. Tiempo	Sector 1	Sector 2	Sector 3	Sector 4	V.Max	Hora		
1 FIRST LAP	00:32,581	00:27,927	00:24,202	00:28,149	166,15	14:03:13		
2 01:42,955	00:24,111	00:26,887	00:23,671	00:28,286	203,13	14:04:55		
3 01:42,553	00:23,936	00:26,816	00:23,669	00:28,132	203,77	14:06:38		
4 01:42,324	00:23,987	00:26,760	00:23,621	00:27,956	201,24	14:08:20		
5 01:42,729	00:24,034	00:26,779	00:23,719	00:28,197	201,87	14:10:03		
6 01:42,028	00:23,907	00:26,720	00:23,513	00:27,888	203,77	14:11:45		
7 01:42,607	00:24,000	00:26,789	00:23,737	00:28,081	204,42	14:13:28		
8 01:43,441	00:24,178	00:27,117	00:23,885	00:28,261	203,77	14:15:11		
9 01:42,888	00:24,138	00:26,720	00:23,696	00:28,334	197,56	14:16:54		
10 01:42,959	00:24,005	00:27,005	00:23,786	00:28,163	200,00	14:18:37		
11 01:43,678	00:24,105	00:27,156	00:24,069	00:28,348	204,42	14:20:21		
12 01:43,985	00:24,103	00:27,312	00:24,125	00:28,445	201,87	14:22:05		
13 01:43,976	00:24,116	00:27,356	00:24,073	00:28,431	201,87	14:23:49		
14 01:43,842	00:24,360	00:26,999	00:23,850	00:28,633	198,77	14:25:32		
15 01:43,976	00:24,342	00:27,104	00:23,760	00:28,770	198,77	14:27:16		
16 01:43,797	00:24,413	00:27,119	00:23,770	00:28,495	194,01	14:29:00		
17 01:44,798	00:24,408	00:27,394	00:24,271	00:28,725	194,59	14:30:45		
18 01:44,361	00:24,454	00:27,188	00:23,777	00:28,942	194,01	14:32:29		
8 - MARTINEZ,Gabriel							P.Vmax: 19	T. Ideal: 01:42,178
V. Tiempo	Sector 1	Sector 2	Sector 3	Sector 4	V.Max	Hora		
1 FIRST LAP	00:33,912	00:28,204	00:23,873	00:28,085	175,61	14:03:14		
2 01:42,479	00:24,036	00:26,960	00:23,458	00:28,025	201,24	14:04:56		
3 01:42,999	00:24,037	00:26,954	00:23,770	00:28,238	206,37	14:06:39		
9 - KASMAYUDIN,Kasma							P.Vmax: 28	T. Ideal: 01:42,343
V. Tiempo	Sector 1	Sector 2	Sector 3	Sector 4	V.Max	Hora		
1 FIRST LAP	00:33,229	00:28,342	00:23,862	00:28,229	170,08	14:03:13		
2 01:42,484	00:24,184	00:26,914	00:23,380	00:28,006	205,06	14:04:56		
3 01:42,981	00:24,143	00:26,891	00:23,622	00:28,325	203,77	14:06:39		
4 01:42,898	00:24,066	00:26,922	00:23,585	00:28,325	198,17	14:08:22		
5 01:43,098	00:24,183	00:27,061	00:23,683	00:28,171	198,17	14:10:05		
6 01:43,166	00:24,404	00:26,993	00:23,591	00:28,178	200,00	14:11:48		
7 01:43,430	00:24,173	00:27,465	00:23,587	00:28,205	205,06	14:13:31		
8 01:43,371	00:24,098	00:26,956	00:23,803	00:28,514	202,50	14:15:15		
9 01:43,675	00:24,354	00:26,997	00:23,885	00:28,439	196,96	14:16:58		
10 01:43,440	00:24,192	00:27,174	00:23,721	00:28,353	200,00	14:18:42		
11 01:43,876	00:24,529	00:26,960	00:23,721	00:28,666	196,36	14:20:26		
12 01:43,675	00:24,468	00:27,045	00:23,769	00:28,393	195,18	14:22:09		
13 01:43,444	00:24,445	00:27,119	00:23,692	00:28,188	198,77	14:23:53		
11 - JONES,Daniel							P.Vmax: 8	T. Ideal: 01:41,341
V. Tiempo	Sector 1	Sector 2	Sector 3	Sector 4	V.Max	Hora		
1 FIRST LAP	00:32,372	00:27,848	00:24,093	00:28,195	172,34	14:03:12		
2 01:42,175	00:23,890	00:26,966	00:23,510	00:27,809	207,69	14:04:54		
3 01:42,386	00:23,862	00:26,898	00:23,715	00:27,911	206,37	14:06:37		
4 01:42,459	00:23,815	00:26,997	00:23,817	00:27,830	207,03	14:08:19		
5 01:41,519	00:23,513	00:26,619	00:23,400	00:27,987	208,36	14:10:01		
6 01:42,755	00:23,936	00:26,828	00:23,607	00:28,384	202,50	14:11:43		
13 - VIETTI,Celestino							P.Vmax: 12	T. Ideal: 01:41,712
V. Tiempo	Sector 1	Sector 2	Sector 3	Sector 4	V.Max	Hora		
1 FIRST LAP	00:32,266	00:27,621	00:23,831	00:28,068	168,31	14:03:11		
2 01:42,177	00:23,807	00:26,939	00:23,630	00:27,801	206,37	14:04:54		
3 01:42,162	00:23,890	00:27,043	00:23,391	00:27,838	207,69	14:06:36		
4 01:42,331	00:23,715	00:26,957	00:23,589	00:28,070	207,03	14:08:18		
5 01:42,261	00:23,815	00:26,805	00:23,522	00:28,119	200,62	14:10:00		
6 01:43,130	00:23,856	00:26,933	00:23,579	00:28,762	201,24	14:11:44		
7 01:43,325	00:24,185	00:27,353	00:23,630	00:28,157	201,24	14:13:27		
8 01:42,639	00:23,784	00:27,049	00:23,575	00:28,231	203,77	14:15:09		
9 01:43,461	00:24,255	00:27,090	00:23,782	00:28,334	200,00	14:16:53		
10 01:43,191	00:23,885	00:27,130	00:23,769	00:28,407	201,24	14:18:36		
11 01:43,341	00:23,992	00:27,199	00:23,770	00:28,380	198,77	14:20:19		
12 01:43,251	00:23,975	00:27,057	00:23,744	00:28,475	196,96	14:22:03		
13 01:43,345	00:23,999	00:27,167	00:23,736	00:28,443	198,17	14:23:46		
14 01:43,581	00:24,013	00:27,185	00:23,829	00:28,554	196,96	14:25:30		
15 01:43,200	00:24,070	00:27,186	00:23,683	00:28,261	198,17	14:27:13		
16 01:42,870	00:23,937	00:27,047	00:23,609	00:28,277	198,17	14:28:56		
17 01:42,908	00:23,878	00:27,053	00:23,652	00:28,325	196,96	14:30:39		
18 01:43,185	00:24,127	00:27,061	00:23,690	00:28,307	198,17	14:32:22		



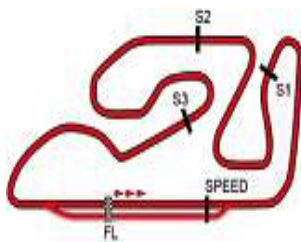


Circuit de la C.Valenciana

FIM CEV REPSOL. Circuit CV

VUELTA A VUELTA SECTORES Race 2 Moto3

14 - GARCIA,Sergio							P.Vmax: 6	T. Ideal: 01:40,412
V. Tiempo	Sector 1	Sector 2	Sector 3	Sector 4	V.Max	Hora		
1	FIRST LAP	00:30,976	00:26,716	00:23,365	00:27,509	147,95	14:03:08	
2	01:41,045	00:23,400	00:26,684	00:23,371	00:27,590	209,71	14:04:49	
3	01:40,733	00:23,531	00:26,295	00:23,208	00:27,699	205,71	14:06:30	
4	01:40,778	00:23,606	00:26,332	00:23,265	00:27,575	201,87	14:08:11	
5	01:40,686	00:23,435	00:26,391	00:23,278	00:27,582	204,42	14:09:51	
6	01:41,108	00:23,458	00:26,532	00:23,335	00:27,783	205,06	14:11:33	
7	01:41,091	00:23,470	00:26,506	00:23,479	00:27,636	206,37	14:13:14	
8	01:41,585	00:23,827	00:26,570	00:23,378	00:27,810	201,24	14:14:55	
9	01:41,293	00:23,596	00:26,562	00:23,367	00:27,768	202,50	14:16:37	
10	01:41,670	00:23,634	00:26,589	00:23,542	00:27,905	201,24	14:18:18	
11	01:42,183	00:24,027	00:26,641	00:23,432	00:28,083	198,17	14:20:00	
12	01:42,376	00:23,761	00:26,725	00:23,551	00:28,339	200,00	14:21:43	
13	01:42,363	00:23,903	00:26,810	00:23,604	00:28,046	200,00	14:23:25	
14	01:42,254	00:23,957	00:26,823	00:23,405	00:28,069	195,77	14:25:07	
15	01:42,095	00:23,744	00:26,763	00:23,664	00:27,924	200,62	14:26:49	
16	01:41,994	00:23,757	00:26,806	00:23,489	00:27,942	203,77	14:28:31	
17	01:43,797	00:23,820	00:26,866	00:23,461	00:29,650	203,13	14:30:15	
18	01:48,392	00:25,462	00:28,263	00:24,941	00:29,726	187,28	14:32:04	
15 - GHIDINI,Matteo							P.Vmax: 24	T. Ideal: 01:42,215
V. Tiempo	Sector 1	Sector 2	Sector 3	Sector 4	V.Max	Hora		
1	FIRST LAP	00:33,818	00:28,700	00:24,735	00:28,368	174,66	14:03:15	
2	01:43,707	00:24,060	00:27,047	00:24,149	00:28,451	201,24	14:04:59	
3	01:42,605	00:23,933	00:26,923	00:23,578	00:28,171	198,77	14:06:42	
4	01:43,091	00:24,095	00:27,140	00:23,665	00:28,191	198,77	14:08:25	
5	01:42,773	00:23,946	00:27,042	00:23,715	00:28,070	205,06	14:10:07	
6	01:42,481	00:23,778	00:26,838	00:23,603	00:28,262	205,71	14:11:50	
7	01:42,752	00:23,810	00:27,224	00:23,606	00:28,112	203,13	14:13:33	
8	01:42,797	00:23,937	00:27,052	00:23,745	00:28,063	199,38	14:15:15	
9	01:43,425	00:24,164	00:26,931	00:23,829	00:28,501	200,00	14:16:59	
10	01:42,994	00:24,046	00:27,078	00:23,790	00:28,080	201,24	14:18:42	
11	01:43,580	00:23,988	00:27,045	00:23,745	00:28,802	200,00	14:20:25	
12	01:43,721	00:24,476	00:27,079	00:23,673	00:28,493	194,59	14:22:09	
13	01:43,498	00:24,317	00:27,052	00:23,730	00:28,399	196,36	14:23:53	
14	01:43,248	00:24,378	00:26,796	00:23,680	00:28,394	195,18	14:25:36	
15	01:43,396	00:24,402	00:27,024	00:23,644	00:28,326	195,77	14:27:19	
16	01:42,932	00:24,035	00:26,959	00:23,642	00:28,296	200,00	14:29:02	
17	01:43,513	00:24,274	00:26,964	00:23,761	00:28,514	194,59	14:30:46	
18	01:43,436	00:24,280	00:26,933	00:23,648	00:28,575	194,59	14:32:29	
16 - RUIZ,Alex							P.Vmax: 8	T. Ideal: 01:42,228
V. Tiempo	Sector 1	Sector 2	Sector 3	Sector 4	V.Max	Hora		
1	FIRST LAP	00:32,203	00:27,864	00:23,797	00:28,074	167,44	14:03:12	
2	01:42,406	00:23,808	00:27,017	00:23,595	00:27,986	205,71	14:04:54	
3	01:42,690	00:24,081	00:26,936	00:23,719	00:27,954	201,87	14:06:37	
4	01:43,349	00:23,994	00:27,455	00:23,976	00:27,924	205,06	14:08:20	
5	01:42,831	00:24,052	00:26,935	00:23,622	00:28,222	208,36	14:10:03	
6	01:43,173	00:24,328	00:26,901	00:23,665	00:28,279	203,13	14:11:46	
7	01:43,171	00:23,926	00:27,052	00:23,787	00:28,406	203,13	14:13:29	
8	01:43,308	00:23,996	00:27,204	00:23,739	00:28,369	200,62	14:15:13	
9	01:43,594	00:24,198	00:27,177	00:23,815	00:28,404	198,17	14:16:56	
10	01:43,897	00:24,182	00:27,252	00:23,845	00:28,618	198,77	14:18:40	
11	01:43,646	00:24,221	00:27,070	00:23,829	00:28,526	196,96	14:20:24	
12	01:44,126	00:24,297	00:27,172	00:23,856	00:28,801	197,56	14:22:08	
13	01:43,655	00:24,351	00:27,064	00:23,828	00:28,412	197,56	14:23:51	
14	01:43,850	00:24,232	00:26,998	00:24,000	00:28,620	196,96	14:25:35	
15	01:43,913	00:24,229	00:27,270	00:23,786	00:28,628	196,36	14:27:19	
16	01:43,580	00:24,512	00:26,961	00:23,869	00:28,238	192,86	14:29:03	
17 - ROSSI,Riccardo							P.Vmax: 24	T. Ideal: 01:41,944
V. Tiempo	Sector 1	Sector 2	Sector 3	Sector 4	V.Max	Hora		
1	FIRST LAP	00:31,836	00:27,768	00:23,867	00:28,040	162,81	14:03:11	
2	01:42,306	00:23,788	00:27,045	00:23,605	00:27,868	205,06	14:04:53	
3	01:42,897	00:23,938	00:27,399	00:23,517	00:28,043	202,50	14:06:36	
4	01:43,095	00:24,019	00:27,319	00:23,880	00:27,877	200,00	14:08:19	
5	01:42,767	00:24,299	00:26,793	00:23,621	00:28,054	202,50	14:10:02	
6	01:42,436	00:23,843	00:26,771	00:23,804	00:28,018	200,00	14:11:45	
7	01:42,912	00:23,941	00:26,870	00:23,828	00:28,273	204,42	14:13:28	
8	01:42,956	00:24,163	00:27,018	00:23,744	00:28,031	202,50	14:15:11	
9	01:43,017	00:24,157	00:26,843	00:23,810	00:28,207	198,17	14:16:54	
10	01:43,263	00:24,123	00:27,136	00:23,815	00:28,189	197,56	14:18:37	
11	01:43,476	00:24,082	00:27,222	00:23,811	00:28,361	205,71	14:20:20	
12	01:43,884	00:24,270	00:27,091	00:23,927	00:28,596	202,50	14:22:04	
13	01:43,828	00:24,277	00:27,292	00:23,896	00:28,363	200,62	14:23:48	
14	01:43,502	00:24,622	00:26,819	00:23,720	00:28,341	198,77	14:25:32	
15	01:42,921	00:24,261	00:26,929	00:23,694	00:28,037	197,56	14:27:14	
16	01:43,342	00:24,181	00:27,205	00:23,830	00:28,126	198,17	14:28:58	
17	01:42,854	00:24,087	00:26,830	00:23,628	00:28,309	197,56	14:30:41	
18	01:43,049	00:24,189	00:26,954	00:23,633	00:28,273	201,87	14:32:24	
18 - VAN De LAGEMAAT,Ryan							P.Vmax: 38	T. Ideal: 01:44,317
V. Tiempo	Sector 1	Sector 2	Sector 3	Sector 4	V.Max	Hora		
1	FIRST LAP	00:34,104	00:28,662	00:24,780	00:28,659	171,88	14:03:16	
2	01:44,837	00:24,607	00:27,436	00:24,029	00:28,765	197,56	14:05:01	
3	01:45,459	00:24,998	00:27,516	00:24,071	00:28,874	196,36	14:06:46	
4	01:44,677	00:24,468	00:27,544	00:24,010	00:28,655	196,96	14:08:31	
5	01:44,654	00:24,449	00:27,439	00:24,141	00:28,625	200,62	14:10:15	
6	01:44,570	00:24,524	00:27,331	00:23,981	00:28,734	194,59	14:12:00	
7	01:44,829	00:24,526	00:27,262	00:24,182	00:28,859	198,17	14:13:45	
8	01:44,870	00:24,520	00:27,479	00:24,088	00:28,783	195,77	14:15:30	
9	01:45,075	00:24,711	00:27,401	00:24,158	00:28,805	192,86	14:17:15	
10	01:45,125	00:24,475	00:27,507	00:24,238	00:28,905	196,36	14:19:00	
11	01:45,303	00:24,601	00:27,425	00:24,268	00:29,009	194,01	14:20:45	
12	01:45,577	00:24,847	00:27,424	00:24,244	00:29,062	191,72	14:22:31	
13	01:45,750	00:25,113	00:27,665	00:24,164	00:28,808	194,01	14:24:17	
14	01:45,479	00:24,787	00:27,687	00:24,180	00:28,825	192,86	14:26:02	
15	01:45,379	00:24,788	00:27,760	00:24,085	00:28,746	195,77	14:27:47	
16	01:45,257	00:24,840	00:27,606	00:24,113	00:28,698	193,43	14:29:33	
17	01:45,728	00:24,991	00:27,771	00:24,158	00:28,808	191,72	14:31:18	
18	01:45,390	00:24,828	00:27,634	00:24,057	00:28,871	193,43	14:33:04	
19 - FLORIDO,Rufino							P.Vmax: 19	T. Ideal: 01:42,496
V. Tiempo	Sector 1	Sector 2	Sector 3	Sector 4	V.Max	Hora		
1	FIRST LAP	00:32,941	00:28,466	00:23,904	00:28,240	171,43	14:03:13	
2	01:42,877	00:24,112	00:26,990	00:23,664	00:28,111	203,77	14:04:56	
3	01:43,043	00:23,974	00:26,966	00:23,741	00:28,362	205,06	14:06:39	
4	01:42,976	00:24,072	00:26,983	00:23,626	00:28,295	202,50	14:08:22	
5	01:42,789	00:23,997	00:27,029	00:23,643	00:28,120	202,50	14:10:05	
6	01:42,740	00:23,989	00:26,978	00:23,596	00:28,177	206,37	14:11:48	
7	01:43,089	00:23,827	00:26,990	00:23,899	00:28,373	205,06	14:13:31	
8	01:43,479	00:24,354	00:27,094	00:23,775	00:28,256	200,00	14:15:14	
9	01:44,300	00:24,591	00:27,166	00:24,124	00:28,419	200,00	14:16:58	
10	01:43,568	00:24,176	00:27,212	00:23,840	00:28,340	202,50	14:18:42	
11	01:44,172	00:24,120	00:27,246	00:23,709	00:29,097	202,50	14:20:26	
12	01:43,416	00:24,277	00:27,155	00:23,678	00:28,306	202,50	14:22:10	
13	01:43,582	00:24,079	00:27,276	00:23,961	00:28,266	202,50	14:23:53	



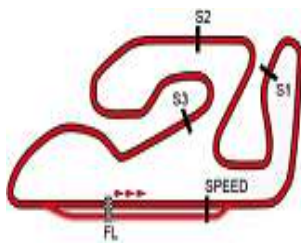
Circuit de la C.Valenciana

FIM CEV REPSOL. Circuit CV

VUELTA A VUELTA SECTORES Race 2 Moto3

Table with 14 columns: Rider, Lap, Sector 1, Sector 2, Sector 3, Sector 4, V.Max, Hora. Includes rider names like GARCIA, LOPEZ, FERNANDEZ, VERDOIA, CASADEI, FABER, MASAKI.





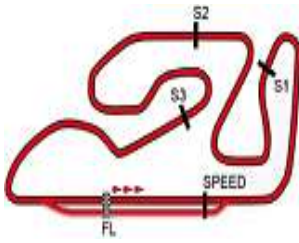
Circuit de la C.Valenciana

FIM CEV REPSOL. Circuit CV

VUELTA A VUELTA SECTORES Race 2 Moto3

33 - KUNII,Yuki							47 - POLANCO,Aarón								
P.Vmax: 3 T. Ideal: 01:40,404							P.Vmax: 4 T. Ideal: 01:40,427								
V. Tiempo	Sector 1	Sector 2	Sector 3	Sector 4	V.Max	Hora	V. Tiempo	Sector 1	Sector 2	Sector 3	Sector 4	V.Max	Hora		
1	FIRST LAP	00:32,023	00:27,495	00:23,364	00:27,744	160,00	14:03:10	1	FIRST LAP	00:30,335	00:26,711	00:23,440	00:27,629	151,05	14:03:08
2	01:41,198	00:23,569	00:26,589	00:23,331	00:27,709	207,03	14:04:51	2	01:41,380	00:23,725	00:26,638	00:23,401	00:27,616	209,03	14:04:49
3	01:41,016	00:23,453	00:26,446	00:23,419	00:27,698	204,42	14:06:32	3	01:40,973	00:23,780	00:26,400	00:23,189	00:27,604	200,62	14:06:30
4	01:40,538	00:23,486	00:26,376	00:23,137	00:27,539	204,42	14:08:13	4	01:40,765	00:23,665	00:26,398	00:23,246	00:27,456	207,69	14:08:11
5	01:41,020	00:23,622	00:26,360	00:23,472	00:27,566	207,03	14:09:54	5	01:40,826	00:23,471	00:26,459	00:23,277	00:27,619	209,03	14:09:52
6	01:40,761	00:23,452	00:26,348	00:23,204	00:27,757	209,03	14:11:35	6	01:41,010	00:23,384	00:26,445	00:23,472	00:27,709	205,71	14:11:33
7	01:41,283	00:23,380	00:26,632	00:23,488	00:27,783	211,07	14:13:16	7	01:41,109	00:23,499	00:26,433	00:23,521	00:27,656	210,39	14:13:14
8	01:41,888	00:23,753	00:26,841	00:23,395	00:27,899	207,69	14:14:58	8	01:41,473	00:23,749	00:26,658	00:23,453	00:27,613	207,03	14:14:55
9	01:41,640	00:23,833	00:26,559	00:23,352	00:27,896	204,42	14:16:40	9	01:41,417	00:23,647	00:26,639	00:23,381	00:27,750	207,03	14:16:37
10	01:41,928	00:23,893	00:26,594	00:23,426	00:28,015	195,77	14:18:22	10	01:41,676	00:23,608	00:26,591	00:23,636	00:27,841	206,37	14:18:18
11	01:41,350	00:23,607	00:26,464	00:23,290	00:27,989	199,38	14:20:03	11	01:41,767	00:23,709	00:26,675	00:23,404	00:27,979	205,06	14:20:00
12	01:41,714	00:23,681	00:26,686	00:23,308	00:28,039	197,56	14:21:45	12	01:42,547	00:24,116	00:26,795	00:23,649	00:27,987	196,36	14:21:43
13	01:41,615	00:23,693	00:26,746	00:23,319	00:27,857	198,77	14:23:26	13	01:42,436	00:23,949	00:27,012	00:23,647	00:27,828	199,38	14:23:25
14	01:41,412	00:23,805	00:26,564	00:23,217	00:27,826	199,38	14:25:08	14	01:41,941	00:23,774	00:26,820	00:23,455	00:27,892	196,96	14:25:07
15	01:41,591	00:23,647	00:26,730	00:23,477	00:27,737	203,77	14:26:49	15	01:42,010	00:23,848	00:26,810	00:23,451	00:27,901	196,96	14:26:49
16	01:42,073	00:24,053	00:26,740	00:23,349	00:27,931	204,42	14:28:31	16	01:42,158	00:23,841	00:26,811	00:23,540	00:27,966	198,77	14:28:31
17	01:41,483	00:23,705	00:26,502	00:23,316	00:27,960	200,00	14:30:13	17	01:41,791	00:23,927	00:26,659	00:23,403	00:27,802	197,56	14:30:13
18	01:41,682	00:23,863	00:26,645	00:23,239	00:27,935	196,36	14:31:54	18	01:41,761	00:23,763	00:26,691	00:23,365	00:27,942	202,50	14:31:55
34 - IZDIHAR,Andi Farid							48 - CAVALIERE,Andrea								
P.Vmax: 28 T. Ideal: 01:40,640							P.Vmax: 35 T. Ideal: 01:42,631								
V. Tiempo	Sector 1	Sector 2	Sector 3	Sector 4	V.Max	Hora	V. Tiempo	Sector 1	Sector 2	Sector 3	Sector 4	V.Max	Hora		
1	FIRST LAP	00:30,878	00:26,755	00:23,530	00:27,697	143,05	14:03:09	1	FIRST LAP	00:33,406	00:28,710	00:24,246	00:28,313	168,75	14:03:14
2	01:41,530	00:23,631	00:26,813	00:23,439	00:27,647	204,42	14:04:50	2	01:43,042	00:24,155	00:26,881	00:23,746	00:28,260	201,24	14:04:57
3	01:40,996	00:23,685	00:26,429	00:23,310	00:27,572	205,06	14:06:31	3	01:43,411	00:24,384	00:27,198	00:23,695	00:28,134	200,62	14:06:41
4	01:40,940	00:23,529	00:26,591	00:23,110	00:27,710	202,50	14:08:12	4	01:43,005	00:24,008	00:27,007	00:23,761	00:28,229	199,38	14:08:24
5	01:41,074	00:23,667	00:26,496	00:23,134	00:27,777	200,62	14:09:53	5	01:42,962	00:24,261	00:26,890	00:23,608	00:28,203	200,00	14:10:07
6	01:41,410	00:23,674	00:26,527	00:23,246	00:27,963	199,38	14:11:34	6	01:43,112	00:24,178	00:26,951	00:23,664	00:28,319	202,50	14:11:50
7	01:41,427	00:23,554	00:26,558	00:23,447	00:27,868	204,42	14:13:16	7	01:43,386	00:24,403	00:26,986	00:23,775	00:28,222	197,56	14:13:33
8	01:41,749	00:23,820	00:26,553	00:23,380	00:27,996	204,42	14:14:58	8	01:43,047	00:24,157	00:27,049	00:23,643	00:28,198	200,00	14:15:16
9	01:42,014	00:24,025	00:26,577	00:23,354	00:28,058	195,18	14:16:40	9	01:43,392	00:24,096	00:26,914	00:23,743	00:28,639	196,36	14:17:00
10	01:41,901	00:23,770	00:26,594	00:23,347	00:28,190	198,77	14:18:22	10	01:43,285	00:24,208	00:26,956	00:23,750	00:28,371	198,77	14:18:43
11	01:41,461	00:23,767	00:26,487	00:23,206	00:28,001	198,17	14:20:03	11	01:43,414	00:24,049	00:26,901	00:23,904	00:28,560	198,77	14:20:26
12	01:41,817	00:23,784	00:26,628	00:23,353	00:28,052	202,50	14:21:45	12	01:44,076	00:24,487	00:27,209	00:23,855	00:28,525	200,62	14:22:10
13	01:42,046	00:23,604	00:27,149	00:23,398	00:27,895	200,62	14:23:27	13	01:43,196	00:24,143	00:26,920	00:23,832	00:28,301	201,24	14:23:54
14	01:59,823	00:23,979	00:26,678	00:23,463	00:45,703	197,56	14:25:27	14	01:43,577	00:24,421	00:27,015	00:23,677	00:28,464	195,77	14:25:37
15	01:43,470	00:24,422	00:27,091	00:23,655	00:28,302	189,47	14:27:10	15	01:43,891	00:24,310	00:27,103	00:23,768	00:28,710	195,77	14:27:21
16	01:43,180	00:24,059	00:26,961	00:23,711	00:28,449	192,86	14:28:53	16	01:44,003	00:24,332	00:27,066	00:23,928	00:28,677	194,59	14:29:05
17	01:43,097	00:24,157	00:26,894	00:23,624	00:28,422	191,72	14:30:36	17	01:44,260	00:24,302	00:27,161	00:23,942	00:28,855	192,86	14:30:49
18	01:43,365	00:24,333	00:26,895	00:23,607	00:28,530	191,72	14:32:20	18	01:44,770	00:24,503	00:27,229	00:23,984	00:29,054	192,86	14:32:34
42 - FULIGNI,Filippo							49 - SINTONI,Edoardo								
P.Vmax: 8 T. Ideal: 01:42,437							P.Vmax: 16 T. Ideal: 01:41,837								
V. Tiempo	Sector 1	Sector 2	Sector 3	Sector 4	V.Max	Hora	V. Tiempo	Sector 1	Sector 2	Sector 3	Sector 4	V.Max	Hora		
1	FIRST LAP	00:33,097	00:28,084	00:23,898	00:28,094	174,66	14:03:13	1	FIRST LAP	00:31,969	00:27,427	00:23,817	00:28,174	160,79	14:03:11
2	01:42,871	00:24,122	00:27,007	00:23,675	00:28,067	206,37	14:04:56	2	01:42,368	00:23,712	00:27,051	00:23,558	00:28,047	203,13	14:04:53
3	01:43,081	00:24,073	00:26,924	00:23,977	00:28,107	205,06	14:06:39	3	01:42,156	00:23,735	00:26,798	00:23,453	00:28,170	204,42	14:06:36
4	01:42,892	00:23,894	00:26,980	00:23,853	00:28,165	201,87	14:08:22	4	01:43,079	00:24,244	00:27,035	00:23,742	00:28,058	198,17	14:08:19
5	01:43,023	00:23,976	00:26,872	00:23,604	00:28,571	201,24	14:10:05	5	01:42,037	00:23,677	00:26,660	00:23,492	00:28,208	201,87	14:10:01
6	01:43,064	00:24,343	00:26,950	00:23,669	00:28,102	199,38	14:11:48	6	01:42,995	00:23,846	00:26,867	00:23,934	00:28,348	206,37	14:11:44
7	01:43,047	00:24,041	00:26,979	00:23,798	00:28,229	208,36	14:13:31	7	01:43,542	00:23,686	00:26,665	00:23,857	00:29,334	207,03	14:13:27
8	01:43,242	00:24,000	00:27,044	00:23,830	00:28,368	203,77	14:15:14	8	01:43,206	00:24,453	00:26,983	00:23,694	00:28,076	195,18	14:15:10
9	01:44,003	00:24,475	00:27,094	00:24,096	00:28,338	196,36	14:16:58	9	01:42,787	00:23,903	00:26,947	00:23,779	00:28,158	201,87	14:16:53
10	01:57,251	00:24,274	00:35,704	00:24,417	00:32,856	197,56	14:18:55	10	01:43,265	00:23,866	00:26,957	00:23,784	00:28,658	203,77	14:18:36
11	PIT	00:24,827	00:27,406	00:24,573	00:37,064	190,59	14:20:49	11	01:43,493	00:23,968	00:26,959	00:24,070	00:28,496	200,62	14:20:20
45 - ROUGE,Clément															
P.Vmax: 44 T. Ideal: 00:00,000															
V. Tiempo	Sector 1	Sector 2	Sector 3	Sector 4	V.Max	Hora									
1	FIRST LAP						14:04:45								





Circuit de la C.Valenciana

FIM CEV REPSOL. Circuit CV

VUELTA A VUELTA SECTORES Race 2 Moto3

Table with 7 columns: Rank, Time, Lap 1, Lap 2, Lap 3, Lap 4, Total. Rows 17 and 18.

Summary for 50 - DUPASQUIER,Jason. P.Vmax: 1. T. Ideal: 01:42,040

Main table for 50 - DUPASQUIER,Jason. Columns: V. Tiempo, Sector 1-4, V.Max, Hora. Rows 1-18.

Summary for 52 - ALCOBA,Jeremy. P.Vmax: 31. T. Ideal: 01:40,410

Main table for 52 - ALCOBA,Jeremy. Columns: V. Tiempo, Sector 1-4, V.Max, Hora. Rows 1-18.

Summary for 55 - MONTELLA,Yari. P.Vmax: 19. T. Ideal: 01:41,191

Main table for 55 - MONTELLA,Yari. Columns: V. Tiempo, Sector 1-4, V.Max, Hora. Rows 1-14.

Table with 7 columns: Rank, Time, Lap 1, Lap 2, Lap 3, Lap 4, Total. Rows 15 and 16.

Summary for 60 - SCONZA,Gianluca. P.Vmax: 39. T. Ideal: 01:44,297

Main table for 60 - SCONZA,Gianluca. Columns: V. Tiempo, Sector 1-4, V.Max, Hora. Rows 1-18.

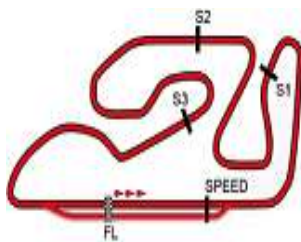
Summary for 63 - PEREZ,Vicente. P.Vmax: 12. T. Ideal: 01:40,615

Main table for 63 - PEREZ,Vicente. Columns: V. Tiempo, Sector 1-4, V.Max, Hora. Rows 1-18.

Summary for 65 - OWENS,Josh. P.Vmax: 39. T. Ideal: 01:43,254

Main table for 65 - OWENS,Josh. Columns: V. Tiempo, Sector 1-4, V.Max, Hora. Rows 1-12.





Circuit de la C.Valenciana

FIM CEV REPSOL. Circuit CV

VUELTA A VUELTA SECTORES Race 2 Moto3

13	01:44,387	00:24,348	00:27,257	00:23,923	00:28,859	192,28	14:24:03	11	01:40,872	00:23,437	00:26,501	00:23,193	00:27,741	198,77	14:19:57
14	01:44,180	00:24,337	00:27,263	00:23,915	00:28,665	190,59	14:25:47	12	01:41,361	00:23,643	00:26,535	00:23,381	00:27,802	198,77	14:21:38
15	01:44,038	00:24,288	00:27,174	00:23,944	00:28,632	191,72	14:27:31	13	01:41,384	00:23,611	00:26,537	00:23,401	00:27,835	198,17	14:23:19
16	01:44,104	00:24,290	00:27,218	00:23,870	00:28,726	190,59	14:29:15	14	01:41,564	00:23,594	00:26,635	00:23,404	00:27,931	199,38	14:25:01
17	01:44,356	00:24,573	00:27,218	00:23,834	00:28,731	188,92	14:30:59	15	01:42,030	00:23,799	00:26,771	00:23,484	00:27,976	198,17	14:26:43
18	01:44,058	00:24,367	00:27,240	00:23,818	00:28,633	189,47	14:32:44	16	01:41,716	00:23,709	00:26,622	00:23,486	00:27,899	198,17	14:28:25
67 - RIU, Gerard								P.Vmax: 19	T. Ideal: 01:41,918						

V. Tiempo	Sector 1	Sector 2	Sector 3	Sector 4	V.Max	Hora	
1	FIRST LAP	00:32,709	00:28,279	00:23,958	00:28,062	167,88	14:03:13
2	01:42,747	00:24,132	00:26,989	00:23,599	00:28,027	203,13	14:04:55
3	01:41,961	00:23,772	00:26,695	00:23,555	00:27,939	203,13	14:06:37
4	01:42,528	00:23,771	00:27,109	00:23,751	00:27,897	205,06	14:08:20
5	01:42,556	00:24,087	00:26,883	00:23,603	00:27,983	204,42	14:10:02
6	01:42,467	00:23,858	00:26,843	00:23,674	00:28,092	200,62	14:11:45
7	01:42,722	00:23,895	00:26,863	00:23,807	00:28,157	203,13	14:13:28
8	01:42,570	00:23,862	00:27,038	00:23,715	00:27,955	206,37	14:15:10
9	01:43,306	00:24,027	00:27,237	00:23,756	00:28,286	201,87	14:16:54
10	01:43,219	00:23,913	00:27,239	00:23,658	00:28,409	200,62	14:18:37
11	01:43,698	00:24,075	00:27,339	00:23,968	00:28,316	206,37	14:20:20
12	01:43,832	00:24,213	00:27,289	00:24,029	00:28,301	203,13	14:22:04
13	01:43,315	00:24,116	00:27,072	00:23,727	00:28,400	204,42	14:23:48
14	01:43,291	00:24,131	00:27,112	00:23,712	00:28,336	195,18	14:25:31
15	01:43,158	00:24,174	00:27,076	00:23,695	00:28,213	196,36	14:27:14
16	01:43,402	00:24,323	00:27,115	00:23,681	00:28,283	194,01	14:28:57
17	01:43,054	00:23,987	00:27,025	00:23,753	00:28,289	198,77	14:30:40
18	01:43,136	00:24,100	00:27,055	00:23,610	00:28,371	198,77	14:32:24

69 - SKINNER, Rory								P.Vmax: 12	T. Ideal: 01:41,298
---------------------------	--	--	--	--	--	--	--	------------	---------------------

V. Tiempo	Sector 1	Sector 2	Sector 3	Sector 4	V.Max	Hora	
1	FIRST LAP	00:31,532	00:27,232	00:23,418	00:27,804	153,92	14:03:10
2	01:41,429	00:23,663	00:26,585	00:23,381	00:27,800	207,69	14:04:51
3	01:41,583	00:23,687	00:26,536	00:23,419	00:27,941	206,37	14:06:33
4	01:41,680	00:23,645	00:26,808	00:23,455	00:27,772	205,71	14:08:14
5	01:42,725	00:23,705	00:26,944	00:23,945	00:28,131	207,03	14:09:57
6	01:42,113	00:23,875	00:26,803	00:23,406	00:28,029	205,06	14:11:39
7	01:42,706	00:23,609	00:26,859	00:24,031	00:28,207	207,69	14:13:22
8	01:42,129	00:23,744	00:26,756	00:23,537	00:28,092	205,06	14:15:04
9	01:42,696	00:23,903	00:26,822	00:23,668	00:28,303	200,00	14:16:47
10	01:42,648	00:23,908	00:26,823	00:23,775	00:28,142	200,00	14:18:29
11	01:43,014	00:24,028	00:26,884	00:23,652	00:28,450	203,13	14:20:12
12	01:43,326	00:23,999	00:27,116	00:23,800	00:28,411	200,00	14:21:56
13	01:43,768	00:24,098	00:27,244	00:23,934	00:28,492	199,38	14:23:39
14	01:44,182	00:24,175	00:27,224	00:23,898	00:28,885	198,17	14:25:24
15	01:43,730	00:24,152	00:27,128	00:23,959	00:28,491	198,17	14:27:07
16	01:43,739	00:24,222	00:27,040	00:23,844	00:28,633	197,56	14:28:51
17	01:43,757	00:24,170	00:27,218	00:23,888	00:28,481	196,36	14:30:35
18	01:43,457	00:24,163	00:27,068	00:23,780	00:28,446	196,36	14:32:18

71 - FOGGIA, Dennis								P.Vmax: 35	T. Ideal: 01:40,587
----------------------------	--	--	--	--	--	--	--	------------	---------------------

V. Tiempo	Sector 1	Sector 2	Sector 3	Sector 4	V.Max	Hora	
1	FIRST LAP	00:30,003	00:26,555	00:23,287	00:27,741	152,47	14:03:07
2	01:41,126	00:23,587	00:26,583	00:23,223	00:27,733	201,24	14:04:48
3	01:40,883	00:23,507	00:26,523	00:23,149	00:27,704	200,00	14:06:29
4	01:40,762	00:23,510	00:26,480	00:23,117	00:27,655	199,38	14:08:10
5	01:40,795	00:23,424	00:26,497	00:23,160	00:27,714	200,62	14:09:51
6	01:41,196	00:23,436	00:26,526	00:23,245	00:27,989	200,62	14:11:32
7	01:40,811	00:23,375	00:26,491	00:23,206	00:27,739	202,50	14:13:13
8	01:40,986	00:23,551	00:26,505	00:23,229	00:27,701	200,62	14:14:54
9	01:40,855	00:23,528	00:26,440	00:23,226	00:27,661	200,00	14:16:35
10	01:41,014	00:23,513	00:26,473	00:23,260	00:27,768	200,62	14:18:16

76 - YURCHENKO, Makar								P.Vmax: 24	T. Ideal: 01:41,282
------------------------------	--	--	--	--	--	--	--	------------	---------------------

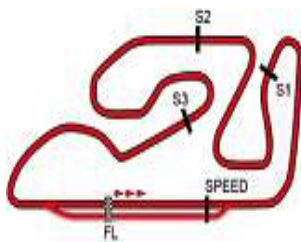
V. Tiempo	Sector 1	Sector 2	Sector 3	Sector 4	V.Max	Hora	
1	FIRST LAP	00:31,237	00:27,257	00:23,410	00:27,902	145,95	14:03:09
2	01:41,383	00:23,660	00:26,534	00:23,269	00:27,920	201,87	14:04:51
3	01:41,405	00:23,748	00:26,512	00:23,304	00:27,841	202,50	14:06:32
4	01:41,771	00:23,726	00:26,734	00:23,306	00:28,005	201,87	14:08:14
5	01:42,454	00:23,919	00:26,698	00:23,645	00:28,192	198,77	14:09:56
6	01:41,888	00:23,896	00:26,626	00:23,280	00:28,086	196,36	14:11:38
7	01:44,045	00:23,785	00:26,637	00:25,570	00:28,053	204,42	14:13:22
8	01:42,278	00:23,964	00:26,835	00:23,453	00:28,026	201,24	14:15:05
9	01:42,256	00:23,999	00:26,701	00:23,350	00:28,206	196,36	14:16:47
10	01:42,287	00:24,002	00:26,615	00:23,473	00:28,197	200,00	14:18:29
11	01:42,197	00:23,907	00:26,724	00:23,357	00:28,209	197,56	14:20:11
12	01:42,526	00:23,989	00:26,747	00:23,538	00:28,252	201,87	14:21:54
13	01:42,150	00:23,894	00:26,791	00:23,414	00:28,051	205,71	14:23:36
14	01:42,960	00:24,201	00:26,829	00:23,662	00:28,268	201,24	14:25:19
15	01:42,318	00:24,074	00:26,785	00:23,527	00:27,932	201,87	14:27:01
16	01:42,203	00:24,079	00:26,650	00:23,435	00:28,039	202,50	14:28:44
17	01:42,788	00:24,125	00:26,837	00:23,691	00:28,135	202,50	14:30:26
18	01:43,058	00:24,365	00:26,891	00:23,395	00:28,407	197,56	14:32:09

77 - PETRARCA, Lorenzo								P.Vmax: 12	T. Ideal: 01:41,118
-------------------------------	--	--	--	--	--	--	--	------------	---------------------

V. Tiempo	Sector 1	Sector 2	Sector 3	Sector 4	V.Max	Hora	
1	FIRST LAP	00:31,661	00:27,529	00:23,400	00:27,974	150,70	14:03:10
2	01:42,008	00:23,972	00:26,682	00:23,408	00:27,946	201,87	14:04:52
3	01:41,419	00:23,649	00:26,588	00:23,327	00:27,855	200,00	14:06:34
4	01:41,670	00:23,776	00:26,631	00:23,347	00:27,916	200,00	14:08:15
5	01:41,741	00:23,630	00:26,406	00:23,708	00:27,997	200,00	14:09:57
6	01:41,787	00:23,752	00:26,538	00:23,397	00:28,100	204,42	14:11:39
7	01:41,697	00:23,530	00:26,613	00:23,480	00:28,074	207,69	14:13:21
8	01:42,626	00:24,029	00:27,132	00:23,530	00:27,935	204,42	14:15:03
9	01:42,533	00:24,270	00:26,694	00:23,575	00:27,994	199,38	14:16:46
10	01:42,589	00:24,027	00:26,622	00:23,533	00:28,407	200,00	14:18:28
11	01:42,582	00:24,064	00:26,746	00:23,495	00:28,277	200,00	14:20:11
12	01:42,703	00:23,996	00:26,864	00:23,545	00:28,298	200,62	14:21:54
13	01:42,802	00:24,222	00:26,771	00:23,736	00:28,073	199,38	14:23:36
14	01:42,544	00:23,829	00:26,726	00:23,717	00:28,272	201,87	14:25:19
15	01:42,768	00:24,178	00:26,761	00:23,761	00:28,068	198,77	14:27:02
16	01:41,961	00:23,968	00:26,564	00:23,474	00:27,955	201,24	14:28:44
17	01:43,080	00:24,344	00:26,767	00:23,783	00:28,186	201,87	14:30:27
18	01:42,601	00:24,023	00:27,026	00:23,374	00:28,178	198,77	14:32:09

81 - VIU, Aleix								P.Vmax: 16	T. Ideal: 01:40,512
------------------------	--	--	--	--	--	--	--	------------	---------------------

V. Tiempo	Sector 1	Sector 2	Sector 3	Sector 4	V.Max	Hora	
1	FIRST LAP	00:30,793	00:26,764	00:23,347	00:27,831	149,31	14:03:08
2	01:41,178	00:23,683	00:26,663	00:23,248	00:27,584	205,71	14:04:50
3	01:41,090	00:23,669	00:26,505	00:23,336	00:27,580	203,13	14:06:31
4	01:40,797	00:23,682	00:26,447	00:23,145	00:27,523	203,77	14:08:11
5	01:40,698	00:23,586	00:26,418	00:23,083	00:27,611	201,87	14:09:52
6	01:41,963	00:23,506	00:26,400	00:24,105	00:27,952	205,06	14:11:34
7	01:41,695	00:23,682	00:26,696	00:23,438	00:27,879	205,06	14:13:16
8	01:42,085	00:23,944	00:26,867				



Circuit de la C.Valenciana

FIM CEV REPSOL. Circuit CV

VUELTA A VUELTA SECTORES Race 2 Moto3

9	01:42,642	00:23,933	00:27,213	00:23,435	00:28,061	201,87	14:16:41
10	01:42,046	00:23,950	00:26,790	00:23,432	00:27,874	203,13	14:18:23
11	01:42,295	00:23,829	00:26,801	00:23,426	00:28,239	207,03	14:20:05
12	01:42,608	00:23,991	00:26,925	00:23,503	00:28,189	196,96	14:21:47
13	01:42,716	00:23,907	00:26,997	00:23,593	00:28,219	198,17	14:23:30
14	01:42,787	00:24,101	00:26,830	00:23,550	00:28,306	198,17	14:25:13
15	01:42,839	00:24,016	00:26,923	00:23,642	00:28,258	196,36	14:26:56
16	01:42,579	00:24,119	00:26,748	00:23,571	00:28,141	196,36	14:28:38
17	01:42,884	00:24,000	00:26,914	00:23,598	00:28,372	195,18	14:30:21
18	01:43,671	00:24,149	00:27,250	00:23,726	00:28,546	195,77	14:32:05

82 - NEPA,Stefano		P.Vmax: 8		T. Ideal: 01:42,044	
--------------------------	--	-----------	--	---------------------	--

V. Tiempo	Sector 1	Sector 2	Sector 3	Sector 4	V.Max	Hora	
1	FIRST LAP	00:32,547	00:28,178	00:23,905	00:27,998	164,47	14:03:12
2	01:42,712	00:23,969	00:27,008	00:23,665	00:28,070	208,36	14:04:55
3	01:42,191	00:23,867	00:26,765	00:23,584	00:27,975	201,87	14:06:37
4	01:42,524	00:23,771	00:27,162	00:23,628	00:27,963	203,77	14:08:20
5	01:42,398	00:23,939	00:26,777	00:23,545	00:28,137	206,37	14:10:02
6	01:42,484	00:23,783	00:26,817	00:23,734	00:28,150	201,24	14:11:45
7	01:42,928	00:23,848	00:26,925	00:23,721	00:28,434	203,13	14:13:28
8	01:42,521	00:23,806	00:26,932	00:23,665	00:28,118	204,42	14:15:10
9	01:43,008	00:24,112	00:26,949	00:23,737	00:28,210	198,77	14:16:53
10	01:43,589	00:24,133	00:27,317	00:23,875	00:28,264	203,13	14:18:37
11	01:43,508	00:24,019	00:27,300	00:23,788	00:28,401	204,42	14:20:20
12	01:44,196	00:24,159	00:27,286	00:24,153	00:28,598	202,50	14:22:04
13	01:43,861	00:24,208	00:27,311	00:24,148	00:28,194	204,42	14:23:48
14	01:42,842	00:24,020	00:26,866	00:23,673	00:28,283	203,13	14:25:31
15	01:43,030	00:24,241	00:26,945	00:23,725	00:28,119	201,24	14:27:14
16	01:42,999	00:23,983	00:26,937	00:23,774	00:28,305	196,36	14:28:57
17	01:43,160	00:23,939	00:26,960	00:23,821	00:28,440	198,17	14:30:40
18	01:43,112	00:24,099	00:26,941	00:23,693	00:28,379	198,17	14:32:23

84 - MIRALLES,Iván		P.Vmax: 41		T. Ideal: 01:44,033	
---------------------------	--	------------	--	---------------------	--

V. Tiempo	Sector 1	Sector 2	Sector 3	Sector 4	V.Max	Hora	
1	FIRST LAP	00:34,311	00:28,927	00:24,799	00:29,123	173,26	14:03:17
2	01:44,736	00:24,330	00:27,379	00:24,256	00:28,771	192,86	14:05:02
3	01:45,132	00:24,272	00:27,519	00:24,537	00:28,804	194,01	14:06:47
4	01:44,348	00:24,246	00:27,522	00:24,004	00:28,576	192,28	14:08:31
5	01:45,248	00:24,753	00:27,478	00:24,158	00:28,859	195,18	14:10:16
6	PIT	00:24,305	00:27,471	00:23,832	00:35,778	192,86	14:12:08

86 - NESBITT,Charlie A.		P.Vmax: 35		T. Ideal: 01:41,879	
--------------------------------	--	------------	--	---------------------	--

V. Tiempo	Sector 1	Sector 2	Sector 3	Sector 4	V.Max	Hora	
1	FIRST LAP	00:31,779	00:27,475	00:23,523	00:28,275	160,40	14:03:11
2	01:42,530	00:24,055	00:26,915	00:23,496	00:28,064	201,87	14:04:53
3	01:42,360	00:23,965	00:26,844	00:23,461	00:28,090	200,00	14:06:36
4	01:42,676	00:24,296	00:26,822	00:23,376	00:28,182	199,38	14:08:18
5	01:42,277	00:23,746	00:26,831	00:23,485	00:28,215	201,87	14:10:01
6	01:42,818	00:23,790	00:26,888	00:23,622	00:28,518	202,50	14:11:43
7	02:18,358	00:24,186	00:26,693	00:23,452	01:04,027	200,00	14:14:02
8	01:43,663	00:24,727	00:26,985	00:23,545	00:28,406	185,67	14:15:45
9	01:43,184	00:24,161	00:27,083	00:23,584	00:28,356	194,59	14:17:29
10	01:42,888	00:24,126	00:26,848	00:23,617	00:28,297	194,01	14:19:11
11	01:43,059	00:24,047	00:26,873	00:23,643	00:28,496	194,59	14:20:55
12	01:43,120	00:24,163	00:26,921	00:23,717	00:28,319	193,43	14:22:38
13	01:43,024	00:24,078	00:26,941	00:23,694	00:28,311	195,18	14:24:21
14	01:43,007	00:24,063	00:27,023	00:23,551	00:28,370	194,59	14:26:04
15	01:43,160	00:24,095	00:26,849	00:23,820	00:28,396	194,59	14:27:47
16	01:43,031	00:24,133	00:26,828	00:23,585	00:28,485	192,86	14:29:30
17	01:43,372	00:24,115	00:26,910	00:23,763	00:28,584	192,28	14:31:13
18	01:43,260	00:24,256	00:27,010	00:23,545	00:28,449	192,86	14:32:56

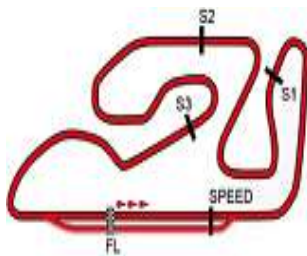
88 - IERACI,Brunopalazzese		P.Vmax: 24		T. Ideal: 01:41,698	
-----------------------------------	--	------------	--	---------------------	--

V. Tiempo	Sector 1	Sector 2	Sector 3	Sector 4	V.Max	Hora	
1	FIRST LAP	00:32,284	00:28,405	00:23,604	00:28,089	164,05	14:03:12
2	01:42,104	00:23,975	00:26,784	00:23,477	00:27,868	203,77	14:04:54
3	01:42,437	00:23,811	00:26,968	00:23,583	00:28,075	205,71	14:06:37
4	01:42,498	00:23,870	00:27,004	00:23,621	00:28,003	205,71	14:08:19
5	01:42,074	00:23,943	00:26,609	00:23,410	00:28,112	203,13	14:10:01
6	01:42,417	00:23,821	00:26,725	00:23,608	00:28,263	203,77	14:11:44
7	01:42,869	00:24,211	00:26,800	00:23,543	00:28,315	204,42	14:13:26
8	01:42,859	00:23,935	00:26,918	00:23,631	00:28,375	197,56	14:15:09
9	01:43,531	00:24,222	00:26,916	00:23,873	00:28,520	194,59	14:16:53
10	01:43,596	00:24,296	00:27,093	00:23,671	00:28,536	195,77	14:18:36
11	01:43,621	00:24,070	00:27,151	00:23,979	00:28,421	201,24	14:20:20
12	01:42,803	00:24,130	00:26,813	00:23,645	00:28,215	199,38	14:22:03
13	01:43,446	00:24,035	00:27,145	00:23,732	00:28,534	200,00	14:23:46
14	01:43,635	00:24,022	00:27,049	00:23,816	00:28,748	199,38	14:25:30
15	01:43,012	00:24,040	00:27,186	00:23,597	00:28,189	198,77	14:27:13
16	01:43,422	00:24,094	00:27,046	00:23,853	00:28,429	201,87	14:28:56
17	01:42,683	00:24,086	00:26,740	00:23,615	00:28,242	196,96	14:30:39
18	01:42,834	00:24,104	00:26,865	00:23,630	00:28,235	198,17	14:32:22

99 - LORENTE,Angel		P.Vmax: 43		T. Ideal: 02:54,549	
---------------------------	--	------------	--	---------------------	--

V. Tiempo	Sector 1	Sector 2	Sector 3	Sector 4	V.Max	Hora	
1	PIT	00:32,770	01:01,704	00:32,259	00:47,816	166,58	14:04:14



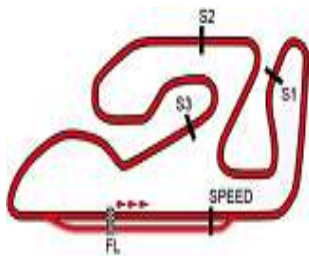


Circuit de la C.Valenciana
FIM CEV REPSOL. Circuit CV

Análisis por vuelta Race 2 Moto3

Lap: 1			Lap: 2			Lap: 3			Lap: 4			Lap: 5			Lap: 6		
Num	Tiempo	GAP	Num	Tiempo	GAP	Num	Tiempo	GAP	Num	Tiempo	GAP	Num	Tiempo	GAP	Num	Tiempo	GAP
63	FIRST LAP		71	01:41,126		71	01:40,883		71	01:40,762		71	01:40,795		71	01:41,196	
71	FIRST LAP	0,029	63	01:41,346	0,191	52	01:40,759	0,185	63	01:40,734	0,324	52	01:40,664	0,280	52	01:41,025	0,109
52	FIRST LAP	0,231	52	01:41,233	0,309	63	01:41,044	0,352	52	01:40,734	0,411	63	01:40,857	0,386	63	01:40,958	0,148
31	FIRST LAP	0,447	31	01:41,466	0,758	14	01:40,733	0,749	14	01:40,778	0,765	14	01:40,686	0,656	14	01:41,108	0,568
47	FIRST LAP	0,558	47	01:41,380	0,783	47	01:40,973	0,873	14	01:40,778	0,876	47	01:40,826	0,907	47	01:41,010	0,721
21	FIRST LAP	0,901	14	01:41,045	0,899	81	01:41,090	1,408	14	01:40,765	0,876	81	01:40,698	1,346	81	01:41,963	2,113
14	FIRST LAP	1,009	81	01:41,178	1,201	31	01:41,683	1,558	81	01:40,797	1,443	34	01:41,074	2,248	31	01:41,060	2,397
81	FIRST LAP	1,178	21	01:41,772	1,518	18	01:40,996	1,791	81	01:40,940	1,969	31	01:41,060	2,397	21	01:41,347	3,056
34	FIRST LAP	1,303	34	01:41,530	1,678	20	01:41,041	2,050	34	01:40,940	1,969	5	01:41,013	3,066	5	01:41,013	3,066
23	FIRST LAP	1,603	20	01:41,378	1,892	21	01:41,520	2,155	31	01:41,336	2,132	33	01:41,020	3,246	33	01:41,020	3,246
20	FIRST LAP	1,669				5	01:41,170	2,588	31	01:41,111	2,504	20	01:41,472	3,305	20	01:41,472	3,305
5	FIRST LAP	1,939				23	01:41,599	2,943	20	01:41,340	2,628	76	01:42,454	5,667	76	01:42,454	5,667
76	FIRST LAP	2,249				33	01:41,016	3,245	5	01:41,022	2,848	55	01:42,031	5,768	55	01:42,031	5,768
69	FIRST LAP	2,429				69	01:41,583	3,403	76	01:41,771	4,008	23	01:42,561	5,952	23	01:42,561	5,952
55	FIRST LAP	2,761				77	01:41,419	4,396	69	01:41,680	4,321	77	01:41,741	6,250	77	01:41,741	6,250
77	FIRST LAP	3,007				52	01:42,156	6,316	77	01:41,670	4,532	69	01:42,725	6,251	69	01:42,725	6,251
33	FIRST LAP	3,069				63	01:42,360	6,347	13	01:42,331	8,099	13	01:42,261	9,565	13	01:42,261	9,565
86	FIRST LAP	3,495				49	01:42,437	7,119	86	01:42,676	8,261	86	01:42,277	9,743	86	01:42,277	9,743
49	FIRST LAP	3,830				13	01:42,162	6,530	49	01:43,079	8,633	49	01:42,037	9,875	49	01:42,037	9,875
17	FIRST LAP	3,954				17	01:42,897	7,119	47	01:43,005	9,064	11	01:41,519	9,895	11	01:41,519	9,895
13	FIRST LAP	4,229				88	01:42,437	7,328	81	01:43,095	9,452	88	01:42,074	10,343	88	01:42,074	10,343
16	FIRST LAP	4,381				16	01:42,690	7,439	34	01:43,524	9,698	82	01:42,398	11,301	82	01:42,398	11,301
88	FIRST LAP	4,825				11	01:42,386	7,474	34	01:44,867	20,700	17	01:42,767	11,424	17	01:42,767	11,424
11	FIRST LAP	4,951				82	01:42,191	7,936	20	01:44,677	20,821	67	01:42,556	11,648	67	01:42,556	11,648
82	FIRST LAP	5,071				67	01:41,961	8,121	7	01:44,736	13,184	16	01:42,831	12,062	16	01:42,831	12,062
7	FIRST LAP	5,302							33	01:40,538	3,021	7	01:42,729	12,268	7	01:42,729	12,268
67	FIRST LAP	5,451							76	01:41,771	4,008	42	01:43,023	13,888	42	01:43,023	13,888
42	FIRST LAP	5,616							23	01:42,005	4,186	8	01:42,553	13,901	8	01:42,553	13,901
19	FIRST LAP	5,994							69	01:41,680	4,321	9	01:43,098	13,971	9	01:43,098	13,971
9	FIRST LAP	6,105							55	01:41,347	4,532	19	01:42,789	14,084	19	01:42,789	14,084
8	FIRST LAP	6,517							77	01:41,670	5,304	50	01:42,469	14,200	50	01:42,469	14,200
25	FIRST LAP	6,677							13	01:42,331	8,099	25	01:43,080	14,709	25	01:43,080	14,709
4	FIRST LAP	6,867							86	01:42,676	8,261	4	01:43,116	15,808	4	01:43,116	15,808
48	FIRST LAP	7,118							49	01:43,079	8,633	48	01:42,962	15,943	48	01:42,962	15,943
50	FIRST LAP	7,184							88	01:42,498	9,064	28	01:42,898	16,583	28	01:42,898	16,583
28	FIRST LAP	7,765							11	01:42,459	9,171	15	01:42,773	16,645	15	01:42,773	16,645
15	FIRST LAP	8,064							17	01:43,095	9,452	65	01:43,443	20,058	65	01:43,443	20,058
65	FIRST LAP	8,586							82	01:42,524	9,698	60	01:44,734	24,639	60	01:44,734	24,639
18	FIRST LAP	8,648							67	01:42,528	9,887	18	01:44,654	24,680	18	01:44,654	24,680
60	FIRST LAP	9,075							16	01:43,349	10,026	84	01:45,248	25,472	84	01:45,248	25,472
84	FIRST LAP	9,603							7	01:42,324	10,334						
99	PIT	01:06,9							42	01:42,892	11,660						
45	FIRST LAP	01:07,4							9	01:42,898	11,668						
27	FIRST LAP	01:10,7							19	01:42,976	12,090						





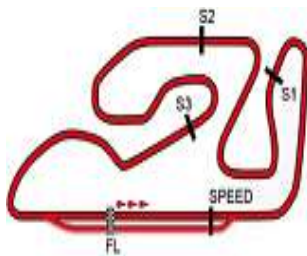
Circuit de la C.Valenciana

FIM CEV REPSOL. Circuit CV

Análisis por vuelta Race 2 Moto3

77	01:41,787	6,841	15	01:42,752	19,871	31	01:42,365	6,143	19	01:43,568	26,398
69	01:42,113	7,168	4	01:42,753	20,138	55	01:42,639	10,737	25	01:43,191	26,576
20	01:45,386	7,495	48	01:43,386	20,434	20	01:42,210	10,804	4	01:43,310	26,902
86	01:42,818	11,365	28	01:43,155	21,257	77	01:42,533	11,045	48	01:43,285	27,303
11	01:42,755	11,454	65	01:43,639	25,167	23	01:42,854	11,332	28	01:43,653	28,924
13	01:43,130	11,499	60	01:44,774	31,924	69	01:42,696	12,047	65	01:43,912	34,250
88	01:42,417	11,564	18	01:44,829	32,072	76	01:42,256	12,286	42	01:57,251	39,633
49	01:42,995	11,674	86	02:18,358	48,912	88	01:43,531	18,171	18	01:45,125	44,287
82	01:42,484	12,589	Lap: 8			13	01:43,461	18,272	60	01:45,491	44,549
17	01:42,436	12,664	Num	Tiempo	GAP	82	01:43,008	18,394	86	01:42,888	55,792
67	01:42,467	12,919	71	01:40,986		49	01:42,787	18,557	Lap: 11		
7	01:42,028	13,100	52	01:41,050	0,770	67	01:43,306	18,865	Num	Tiempo	GAP
16	01:43,173	14,039	63	01:41,377	1,164	17	01:43,017	18,897	71	01:40,872	
8	01:42,868	15,573	14	01:41,585	1,447	7	01:42,888	19,384	52	01:41,568	1,885
19	01:42,740	15,628	47	01:41,473	1,506	16	01:43,594	21,460	63	01:41,424	1,980
42	01:43,064	15,756	34	01:41,749	3,841	50	01:43,374	22,975	47	01:41,767	3,625
9	01:43,166	15,941	81	01:42,085	4,096	42	01:44,003	23,396	14	01:42,183	3,852
50	01:43,072	16,076	33	01:41,888	4,185	8	01:44,054	23,564	33	01:41,350	6,362
25	01:43,058	16,571	5	01:41,978	4,483	9	01:43,675	23,765	34	01:41,461	6,476
48	01:43,112	17,859	31	01:42,286	4,633	19	01:44,300	23,844	31	01:41,522	7,340
15	01:42,481	17,930	55	01:42,362	8,953	15	01:43,425	24,252	81	01:42,295	8,338
4	01:43,584	18,196	23	01:42,540	9,333	25	01:44,256	24,399	20	01:42,504	13,897
28	01:43,526	18,913	77	01:42,626	9,367	4	01:43,547	24,606	55	01:42,636	14,124
65	01:43,477	22,339	20	01:41,710	9,449	48	01:43,392	25,032	77	01:42,582	14,330
60	01:44,518	27,961	69	01:42,129	10,206	28	01:43,661	26,285	23	01:42,888	14,710
18	01:44,570	28,054	76	01:42,278	10,885	65	01:44,240	31,352	76	01:42,197	14,884
84	PIT	35,662	88	01:42,859	15,495	60	01:45,161	40,072	5	PIT	15,302
Lap: 7			13	01:42,639	15,666	18	01:45,075	40,176	69	01:43,014	15,823
Num	Tiempo	GAP	82	01:42,521	16,241	86	01:43,184	53,918	13	01:43,341	22,918
71	01:40,811		67	01:42,570	16,414	Lap: 10			49	01:43,493	23,429
52	01:41,408	0,706	49	01:43,206	16,625	Num	Tiempo	GAP	88	01:43,621	23,502
63	01:41,436	0,773	17	01:42,956	16,735	71	01:41,014		82	01:43,508	23,605
14	01:41,091	0,848	7	01:43,441	17,351	52	01:41,119	1,189	17	01:43,476	23,750
47	01:41,109	1,019	16	01:43,308	18,721	63	01:41,029	1,428	67	01:43,698	23,896
81	01:41,695	2,997	42	01:43,242	20,248	14	01:41,670	2,541	7	01:43,678	24,135
34	01:41,427	3,078	8	01:43,225	20,365	47	01:41,676	2,730	50	01:42,780	26,260
33	01:41,283	3,283	19	01:43,479	20,399	33	01:41,928	5,884	16	01:43,646	27,117
31	01:41,919	3,333	50	01:43,095	20,456	34	01:41,901	5,887	15	01:43,580	28,940
5	01:41,638	3,491	9	01:43,371	20,945	5	03:23,630	6,244	8	01:43,695	28,946
55	01:42,174	7,577	25	01:43,172	20,998	31	01:41,561	6,690	9	01:43,876	29,195
77	01:41,697	7,727	15	01:42,797	21,682	81	01:42,046	6,915	25	01:43,599	29,303
23	01:41,883	7,779	4	01:42,762	21,914	20	01:42,475	12,265	4	01:43,598	29,628
20	01:42,041	8,725	48	01:43,047	22,495	55	01:42,637	12,360	19	01:44,172	29,698
69	01:42,706	9,063	28	01:43,208	23,479	77	01:42,589	12,620	48	01:43,414	29,845
76	01:44,045	9,593	65	01:43,786	27,967	23	01:42,376	12,694	28	01:43,715	31,767
88	01:42,869	13,622	60	01:44,828	35,766	76	01:42,287	13,559	65	01:43,921	37,299
13	01:43,325	14,013	18	01:44,870	35,956	69	01:42,648	13,681	18	01:45,303	48,718
49	01:43,542	14,405	86	01:43,663	51,589	13	01:43,191	20,449	60	01:45,236	48,913
82	01:42,928	14,706	Lap: 9			88	01:43,596	20,753	42	PIT	52,631
17	01:42,912	14,765	Num	Tiempo	GAP	49	01:43,265	20,808	86	01:43,059	57,979
67	01:42,722	14,830	71	01:40,855		82	01:43,589	20,969	Lap: 12		
7	01:42,607	14,896	52	01:41,169	1,084	67	01:43,219	21,070	Num	Tiempo	GAP
16	01:43,171	16,399	63	01:41,104	1,413	17	01:43,263	21,146	71	01:41,361	
19	01:43,089	17,906	14	01:41,293	1,885	7	01:42,959	21,329	63	01:42,191	2,810
42	01:43,047	17,992	47	01:41,417	2,068	16	01:43,897	24,343	52	01:42,361	2,885
8	01:43,364	18,126	33	01:41,640	4,970	50	01:42,391	24,352	47	01:42,547	4,811
50	01:43,082	18,347	34	01:42,014	5,000	8	01:43,573	26,123	14	01:42,376	4,867
9	01:43,430	18,560	81	01:42,642	5,883	9	01:43,440	26,191	33	01:41,714	6,715
25	01:43,052	18,812				15	01:42,994	26,232			





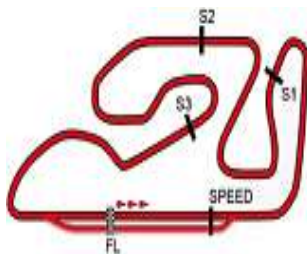
Circuit de la C.Valenciana

FIM CEV REPSOL. Circuit CV

Análisis por vuelta Race 2 Moto3

34	01:41,817	6,932	19	01:43,582	33,951	76	01:42,318	18,499	86	01:43,031	01:05,2
31	01:41,900	7,879	4	01:43,071	34,077	77	01:42,768	18,808	60	01:45,296	01:08,0
81	01:42,608	9,585	8	01:43,832	34,345	23	01:42,610	19,007	18	01:45,257	01:08,1
20	01:42,874	15,410	48	01:43,196	34,372	69	01:43,730	24,490	Lap: 17		
77	01:42,703	15,672	28	01:43,704	36,628	34	01:43,470	27,293	Num	Tiempo	GAP
55	01:43,006	15,769	65	01:44,387	43,528	13	01:43,200	29,956	71	01:41,978	
23	01:42,573	15,922	60	01:45,510	57,239	88	01:43,012	30,059	52	01:41,870	2,924
76	01:42,526	16,049	18	01:45,750	57,300	67	01:43,158	31,153	63	01:41,983	3,147
69	01:43,326	17,788	86	01:43,024	01:01,3	82	01:43,030	31,195	33	01:41,483	6,217
13	01:43,251	24,808	Lap: 14			17	01:42,921	31,546	47	01:41,791	6,475
88	01:42,803	24,944	Num	Tiempo	GAP	49	01:42,848	31,620	14	01:43,797	8,698
49	01:44,050	26,118	71	01:41,564		50	01:42,906	32,582	31	01:42,092	8,736
17	01:43,884	26,273	52	01:41,962	3,609	7	01:43,976	33,575	81	01:42,884	14,718
67	01:43,832	26,367	63	01:42,006	3,726	16	01:43,913	36,322	55	01:42,893	19,758
82	01:44,196	26,440	47	01:41,941	6,240	25	01:43,104	36,323	76	01:42,788	19,796
7	01:43,985	26,759	14	01:42,254	6,536	15	01:43,396	36,464	20	01:42,922	19,827
50	01:43,347	28,246	33	01:41,412	6,794	19	01:43,629	37,190	77	01:43,080	20,155
16	01:44,126	29,882	31	01:42,177	8,605	4	01:43,580	37,279	23	01:42,790	20,308
15	01:43,721	31,300	81	01:42,787	12,140	8	01:43,732	37,496	69	01:43,757	28,292
25	01:43,374	31,316	55	01:42,678	17,785	48	01:43,891	38,246	34	01:43,097	29,876
9	01:43,675	31,509	20	01:42,902	17,931	28	01:43,951	41,187	13	01:42,908	32,040
19	01:43,416	31,753	77	01:42,544	18,070	65	01:44,038	48,152	88	01:42,683	32,470
8	01:44,312	31,897	76	01:42,960	18,211	86	01:43,160	01:03,9	82	01:43,160	33,660
4	01:44,123	32,390	23	01:42,719	18,427	60	01:45,417	01:04,5	67	01:43,054	33,915
48	01:44,076	32,560	69	01:44,182	22,790	18	01:45,379	01:04,5	17	01:42,854	34,048
28	01:43,902	34,308	34	01:59,823	25,853	Lap: 16			49	01:43,203	34,901
65	01:44,587	40,525	13	01:43,581	28,786	Num	Tiempo	GAP	50	01:43,002	34,922
18	01:45,577	52,934	88	01:43,635	29,077	71	01:41,716		7	01:44,798	38,476
60	01:45,561	53,113	67	01:43,291	30,025	52	01:41,640	3,032	15	01:43,513	39,215
86	01:43,120	59,738	82	01:42,842	30,195	63	01:41,586	3,142	25	01:43,429	39,238
Lap: 13			17	01:43,502	30,655	47	01:42,158	6,662	16	01:43,439	39,647
Num	Tiempo	GAP	49	01:43,581	30,802	33	01:42,073	6,712	8	01:43,525	41,128
71	01:41,384		7	01:43,842	31,629	14	01:41,994	6,879	19	01:43,713	41,140
52	01:41,710	3,211	50	01:42,931	31,706	31	01:41,961	8,622	4	01:44,022	41,317
63	01:41,858	3,284	16	01:43,850	34,439	81	01:42,579	13,812	48	01:44,260	42,815
14	01:42,363	5,846	15	01:43,248	35,098	55	01:42,290	18,843	28	01:44,965	46,439
47	01:42,436	5,863	25	01:43,304	35,249	20	01:42,242	18,883	65	01:44,356	52,918
33	01:41,615	6,946	19	01:43,204	35,591	76	01:42,203	18,986	86	01:43,372	01:06,6
34	01:42,046	7,594	4	01:43,216	35,729	77	01:41,961	19,053	60	01:45,634	01:11,7
31	01:41,497	7,992	8	01:43,013	35,794	23	01:42,205	19,496	18	01:45,728	01:11,8
81	01:42,716	10,917	48	01:43,577	36,385	69	01:43,739	26,513	Lap: 18		
20	01:42,567	16,593	28	01:44,202	39,266	34	01:43,180	28,757	Num	Tiempo	GAP
55	01:42,286	16,671	65	01:44,180	46,144	13	01:42,870	31,110	71	01:42,593	
76	01:42,150	16,815	60	01:45,446	01:01,1	88	01:43,422	31,765	52	01:41,737	2,068
77	01:42,802	17,090	18	01:45,479	01:01,2	82	01:42,999	32,478	63	01:42,898	3,452
23	01:42,734	17,272	86	01:43,007	01:02,8	67	01:43,402	32,839	33	01:41,682	5,306
69	01:43,768	20,172	Lap: 15			17	01:43,342	33,172	47	01:41,761	5,643
13	01:43,345	26,769	Num	Tiempo	GAP	49	01:43,772	33,676	31	01:42,617	8,760
88	01:43,446	27,006	71	01:42,030		50	01:43,032	33,898	14	01:48,392	14,497
67	01:43,315	28,298	52	01:41,529	3,108	7	01:43,797	35,656	81	01:43,671	15,796
17	01:43,828	28,717	63	01:41,576	3,272	15	01:42,932	37,680	55	01:42,665	19,830
49	01:44,051	28,785	47	01:42,010	6,220	25	01:43,180	37,787	20	01:42,602	19,836
82	01:43,861	28,917	33	01:41,591	6,355	16	01:43,580	38,186	77	01:42,601	20,163
7	01:43,976	29,351	14	01:42,095	6,601	4	01:43,710	39,273	76	01:43,058	20,261
50	01:43,477	30,339	31	01:41,802	8,377	19	01:43,931	39,405	23	01:42,826	20,541
16	01:43,655	32,153	81	01:42,839	12,949	8	01:43,801	39,581	69	01:43,457	29,156
15	01:43,498	33,414	55	01:42,514	18,269	48	01:44,003	40,533	34	01:43,365	30,648
25	01:43,577	33,509	20	01:42,456	18,357	28	01:43,981	43,452	13	01:43,185	32,632
9	01:43,444	33,569				65	01:44,104	50,540			





Moto3

Moto2

CEV TALENT

Circuit Ricardo Tormo / 8-9 July 2017

Circuit de la C.Valenciana

8 - 9 July 2017

Circuit de la C.Valenciana

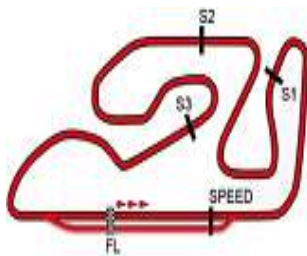
FIM CEV REPSOL. Circuit CV

Análisis por vuelta Race 2 Moto3

88	01:42,834	32,711
82	01:43,112	34,179
67	01:43,136	34,458
17	01:43,049	34,504
50	01:42,973	35,302
49	01:44,043	36,351
15	01:43,436	40,058
7	01:44,361	40,244
25	01:43,624	40,269
16	01:43,396	40,450
8	01:44,252	42,787
19	01:44,283	42,830
4	01:44,198	42,922
48	01:44,770	44,992
28	01:45,662	49,508
65	01:44,058	54,383
86	01:43,260	01:07,3
18	01:45,390	01:14,6
60	01:45,533	01:14,6




CRONOCIRCUIT: oscar.gutierrez@circuitvalencia.com

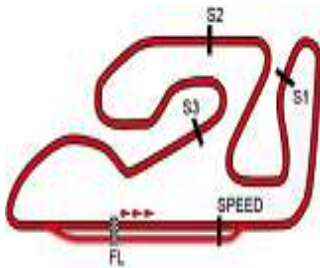


Circuit de la C.Valenciana
FIM CEV REPSOL. Circuit CV

Velocidades máximas Race 2 Moto3

Piloto	Nacionalidad/Res.	Marca	Mejores 5 velocidades máx.					Media	Máx.
5 MASIA,Jaume	SPA	KTM	213,2	211,8	209,7	207,7	207,0	209,9	213,2
50 DUPASQUIER,Jason	SWI	KTM	213,2	211,8	210,4	209,7	209,7	210,9	213,2
33 KUNII,Yuki	JPN	Honda	211,1	209,0	207,7	207,0	207,0	208,4	211,1
20 GARCIA,José J.	SPA	KTM	210,4	208,4	206,4	205,7	205,1	207,2	210,4
47 POLANCO,Aarón	SPA	Honda	210,4	209,0	209,0	207,7	207,0	208,6	210,4
14 GARCIA,Sergio	SPA	Honda	209,7	206,4	205,7	205,1	204,4	206,3	209,7
31 MASAKI,Kazuki	JPN	Honda	209,0	208,4	208,4	207,7	206,4	208,0	209,0
11 JONES,Daniel	GBR	KTM	208,4	207,7	207,0	206,4	202,5	206,4	208,4
16 RUIZ,Alex	SPA	Mahindra	208,4	205,7	205,1	203,1	203,1	205,1	208,4
42 FULIGNI,Filippo	ITA	KTM	208,4	206,4	205,1	203,8	201,9	205,1	208,4
82 NEPA,Stefano	ITA	Honda	208,4	206,4	204,4	204,4	204,4	205,6	208,4
77 PETRARCA,Lorenzo	ITA	Husqvarna	207,7	204,4	204,4	201,9	201,9	204,1	207,7
13 VIETTI,Celestino	ITA	KTM	207,7	207,0	206,4	203,8	201,2	205,2	207,7
69 SKINNER,Rory	GBR	KTM	207,7	207,7	207,0	206,4	205,7	206,9	207,7
63 PEREZ,Vicente	SPA	KTM	207,7	205,1	204,4	204,4	203,8	205,1	207,7
49 SINTONI,Edoardo	ITA	Mahindra	207,0	206,4	204,4	203,8	203,1	204,9	207,0
21 LOPEZ,Alonso	SPA	Honda	207,0	204,4	203,1	203,1	158,8	195,3	207,0
81 VIU,Aleix	SPA	KTM	207,0	205,7	205,1	205,1	203,8	205,3	207,0
55 MONTELLA,Yari	ITA	Honda	206,4	204,4	203,1	203,1	202,5	203,9	206,4
8 MARTINEZ,Gabriel	MEX	KTM	206,4	206,4	205,1	205,1	203,8	205,3	206,4
23 FERNANDEZ,Raúl	SPA	Mahindra	206,4	203,8	202,5	202,5	202,5	203,5	206,4
19 FLORIDO,Rufino	SPA	Mahindra	206,4	205,1	205,1	203,8	202,5	204,6	206,4
67 RIU,Gerard	SPA	Mahindra	206,4	206,4	205,1	204,4	204,4	205,3	206,4
17 ROSSI,Riccardo	ITA	Husqvarna	205,7	205,1	204,4	202,5	202,5	204,0	205,7
76 YURCHENKO,Makar	KAZ	KTM	205,7	204,4	202,5	202,5	202,5	203,5	205,7
88 IERACI,Brunopalazzese	ITA	TM Racing	205,7	205,7	204,4	203,8	203,8	204,7	205,7
15 GHIDINI,Matteo	ITA	KTM	205,7	205,1	203,1	201,2	201,2	203,3	205,7
9 KASMAYUDIN,Kasma	MAL	Honda	205,1	205,1	203,8	202,5	200,0	203,3	205,1
25 VERDOÍA,Andy	FRA	KTM	205,1	205,1	205,1	203,8	203,8	204,5	205,1
34 IZDIHAR,Andi Farid	INA	Honda	205,1	204,4	204,4	204,4	202,5	204,2	205,1
7 CARRARO,Nicola	ITA	Mahindra	204,4	204,4	203,8	203,8	203,8	204,0	204,4
52 ALCOBA,Jeremy	SPA	Honda	204,4	203,1	201,9	201,9	200,0	202,3	204,4
28 FABER,Loran	NED	Honda	203,8	202,5	201,9	201,9	201,9	202,4	203,8
4 MEGGLE,Matthias	GER	KTM	203,1	202,5	202,5	201,9	201,9	202,4	203,1
71 FOGGIA,Dennis	ITA	KTM	202,5	201,2	200,6	200,6	200,6	201,1	202,5
86 NESBITT,Charlie A.	GBR	Honda	202,5	201,9	201,9	200,0	200,0	201,2	202,5
48 CAVALIERE,Andrea	ITA	Husqvarna	202,5	201,2	201,2	200,6	200,6	201,2	202,5
18 VAN De LAGEMAAT,Ryan	NED	KTM	200,6	198,2	197,6	197,0	196,4	197,9	200,6
60 SCONZA,Gianluca	ITA	Mahindra	199,4	198,2	195,8	195,2	195,2	196,7	199,4
65 OWENS,Josh	GBR	Kalex	199,4	196,4	196,4	195,2	195,2	196,5	199,4
84 MIRALLES,Iván	SPA	Mir Racing	195,2	194,0	192,9	192,9	192,3	193,4	195,2
27 CASADEI,Mattia	ITA	Honda	170,1					170,1	170,1
99 LORENTE,Angel	SPA	Mir Racing	166,6					166,6	166,6
45 ROUGE,Clément	FRA	Kalex							





Moto3

Moto2

Talent

Circuit Ricardo Tormo / 8-9 July 2017

Circuit de la C.Valenciana

8 - 9 July 2017

Circuit de la C.Valenciana
FIM CEV REPSOL. Circuit CV
ANALISIS PIT Race 2 Moto3

5 MASIA,Jaume
Team Cuna de Campeones

Time IN	Time OUT	GAP	Lap
14:20:12,341	...		10

Num. P. 1 Total in PIT:

42 FULIGNI,Filippo
Team 42Motorsport

Time IN	Time OUT	GAP	Lap
14:20:49,670	...		11

Num. P. 1 Total in PIT:

84 MIRALLES,Iván
Team Cuna de Campeones

Time IN	Time OUT	GAP	Lap
14:12:08,163	...		6

Num. P. 1 Total in PIT:

99 LORENTE,Angel
Team Cuna de Campeones

Time IN	Time OUT	GAP	Lap
14:04:14,702	...		1

Num. P. 1 Total in PIT:



CRONOCIRCUIT: oscar.guierrez@circuitvalencia.com