

Circuit Ricardo Tormo / 8-9 July 2017



FIM CEV REPSOL. Circuit CV

8 - 9 July 2017

Laps: 19

Circuit de la C.Valenciana
Length: 4005 metros

Results

Race 2 Moto2

Pos.	N.	Rider	Team	Motorcycle	Nat.	Laps	Time	Best Lap	iL	Gap	Interval	Speed	Tyr.	Pt.	Cat.
1	51	GRANADO, Eric	Promoracing	Kalex	BRA	19	30:58,413	01:36,842	5			147,44	Du	25	
2	88	CARDUS, Ricky	Team Stylobike	Kalex	SPA	19	31:02,304	01:37,163	7	00:03,891	00:03,891	147,12	Du	20	
3	44	ODENDAAL, Steven	NTS Sportscode T.Pro	NTS	RSA	19	31:05,303	01:37,389	7	00:06,890	00:02,999	146,89	Du	16	
4	27	ROBERTS, Joe	AGR Team	Kalex	USA	19	31:18,829	01:38,043	16	00:20,416	00:13,526	145,87	Du	13	
5	76	ONO, Hiroki	NTS Sportscode T.Pro	NTS	JPN	19	31:19,091	01:38,120	19	00:20,678	00:00,262	145,79	Du	11	
6	20	EKKY, Dimas	Astra Honda Racing T	Kalex	INA	19	31:20,293	01:38,162	8	00:21,880	00:01,202	145,71	Du	10	
7	22	FULIGNI, Federico	Forward Junior T.	Kalex	ITA	19	31:20,603	01:38,280	3	00:22,190	00:00,310	145,71	Du	9	
8	99	GUTIERREZ, Oscar	Team Stratos	Ariane2	SPA	19	31:22,816	01:38,230	8	00:24,403	00:02,213	145,56	Du	8	
9	18	CARDELUS, Xavier	Team Stylobike	Kalex	AND	19	31:26,667	01:38,001	8	00:28,254	00:03,851	145,25	Du	7	
10	36	URIBE, Jayson	AGR Team	Kalex	USA	19	31:35,331	01:38,508	6	00:36,918	00:08,664	144,56	Du	6	
11	17	LUNA, Marc	Team Wimu CNS	Tech3	SPA	19	31:42,990	01:38,592	4	00:44,577	00:07,659	144,03	Du	5	
12	32	GRANTON, Fausto	Promoracing	Kalex	ARG	19	32:06,564	01:40,498	11	01:08,151	00:23,574	142,23	Du	4	
13	71	DUERLUND, Pontus	Bullit Motorcycles	Kalex	SWE	19	32:11,202	01:40,369	9	01:12,789	00:04,638	141,87	Du	3	
14	19	DUFOUR, Paul	JEG Racing	Yamaha	FRA	18	31:14,653	01:42,749	12	-1 Lap	-1 Lap	138,49	Du	2STK	
15	66	LE GALLO, Philippe	Yamaha Laglisse	Yamaha	FRA	17	31:47,315	01:47,932	2	-2 Lap	-1 Lap	128,53	Du	1STK	
Not Classified															
14		GARZO, Héctor	Team Wimu CNS	Tech3	SPA	4	06:37,824	01:37,427	4	-15 Lap	-13 Lap	145,27	Du		
3		TULOVIC, Lukas	Forward Junior T.	Kalex	GER	4	06:38,645	01:37,567	4	-15 Lap	00:00,821	144,9	Du		
96		SANCHIS, David	Easyrace M2	Suter	SPA	4	06:39,364	01:37,485	4	-15 Lap	00:00,719	144,54	Du		
9		PEROLARI, Corentin	Promoto Sport	Transfiomers	FRA	1	01:45,398	FIRST LAP	1	-18 Lap	-3 Lap	137,31	Du		
Not Started															
23		MRKYVKA, Jirka	Willi Race RT	Kalex	CZE								Du		
46		BRENNER, Marcel	H43Team Nobby	Kalex	SWI								Du		

18 penalty 5 sec.

Best Lap: Rider 51 - GRANADO, Eric - Time: 01:36,842 at 148,88 Km/h

Pole position: 51 - GRANADO, Eric, time: 01:36,108

Circuit de la C.Valenciana

Final Official

Provisional Official

Length: 4005 Hour: 15:00:00

JURY:

Hour:

C.of the Course:

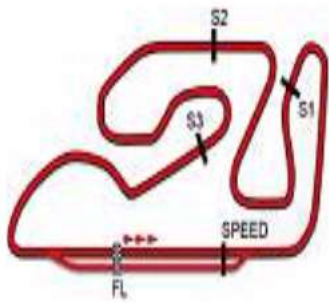
Hour:

C.Timekeeper:

Hour: 15:39:14



CRONOCIRCUIT: oscar.gutierrez@circuitvalencia.com



Circuit Ricardo Tormo / 8-9 July 2017



Circuit de la C.Valenciana

8 - 9 July 2017

Circuit de la C.Valenciana

Race 2 Moto2

LISTADO DEL PLANNING

	V1	V2	V3	V4	V5	V6	V7	V8	V9	V10	V11	V12	V13	V14	V15	V16	V17	V18	V19
51 - GRANADO, Eric	51	14	51	51	51	51	51	51	51	51	51	51	51	51	51	51	51	51	51
88 - CARDUS, Ricky	14	51	14	14	44	44	44	44	88	88	88	88	88	88	88	88	88	88	88
44 - ODENDAAL, Steven	3	3	3	3	88	88	88	88	44	44	44	44	44	44	44	44	44	44	44
27 - ROBERTS, Joe	9	44	44	44	22	22	22	22	66	22	22	22	22	22	27	27	66	19	19
76 - ONO, Hiroki	20	88	88	88	76	76	76	76	22	76	76	76	76	76	22	76	27	27	27
20 - EKKY, Dimas	44	96	96	96	20	20	20	20	76	20	20	20	27	27	76	22	76	76	76
22 - FULIGNI, Federico	96	20	20	20	27	27	27	27	20	27	27	27	20	20	20	20	22	20	20
99 - GUTIERREZ, Oscar	88	22	22	22	99	99	99	99	27	99	99	18	18	18	18	18	20	22	22
18 - CARDELUS, Xavier	22	27	76	76	18	18	18	18	99	18	18	99	99	99	99	99	18	18	18
36 - URIBE, Jayson	27	76	27	27	17	17	17	36	18	36	36	36	36	36	36	36	99	99	99
17 - LUNA, Marc	76	99	99	99	36	36	36	17	36	17	17	17	17	17	17	17	36	66	36
32 - GRANTON, Fausto	36	36	36	18	71	71	71	71	17	66	32	32	32	32	32	32	17	36	17
71 - DUERLUND, Pontus	99	18	18	17	32	32	32	32	71	32	71	71	71	71	71	71	32	17	66
19 - DUFOUR, Paul	17	17	17	36	19	19	19	19	32	71	66	66	66	66	19	19	71	32	32
66 - LE GALLO, Philippe	18	71	71	71	66	66	66		19	19	19	19	19	19	66			71	71
- Not Classified	71	32	32	32															
14 - GARZO, Héctor	32	19	19	19															
3 - TULOVIC, Lukas	19	66	66	66															
96 - SANCHIS, David	66																		
9 - PEROLARI, Corentin	23																		
- Not Started	46																		
23 - MRKYVKA, Jirka																			
46 - BRENNER, Marcel																			
- #18 penalty 5 sec.																			

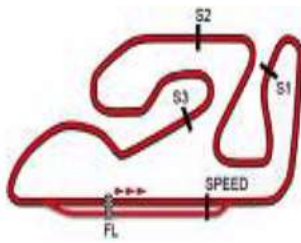
Presidente del Jurado

Director de Carrera

Cronometrador

Pág. 1






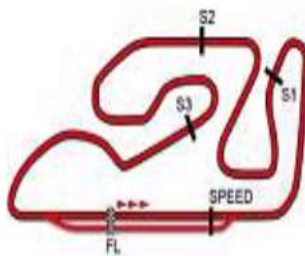
Circuit de la C.Valenciana

FIM CEV REPSOL. Circuit CV

VUELTA A VUELTA SECTORES Race 2 Moto2

3 - TULOVIC,Lukas							19 - DUFOUR,Paul								
P.Vmax: 11 T. Ideal: 01:37,562							P.Vmax: 17 T. Ideal: 01:42,464								
V. Tiempo	Sector 1	Sector 2	Sector 3	Sector 4	V.Max	Hora	V. Tiempo	Sector 1	Sector 2	Sector 3	Sector 4	V.Max	Hora		
1	FIRST LAP	00:29,227	00:26,341	00:23,025	00:26,525	181,01	15:02:45	1	FIRST LAP	00:31,506	00:27,780	00:24,123	00:27,912	186,21	15:02:51
2	01:38,116	00:22,503	00:25,962	00:22,939	00:26,712	235,64	15:04:23	2	01:43,070	00:23,707	00:27,427	00:24,047	00:27,889	228,17	15:04:34
3	01:37,844	00:22,563	00:25,909	00:22,799	00:26,573	240,00	15:06:01	3	01:43,292	00:23,772	00:27,511	00:24,064	00:27,945	225,78	15:06:18
4	01:37,567	00:22,486	00:25,770	00:22,804	00:26,507	236,50	15:07:39	4	01:42,792	00:23,494	00:27,317	00:24,011	00:27,970	225,00	15:08:01
9 - PEROLARI,Corentin							17 - LUNA,Marc								
P.Vmax: 19 T. Ideal: 01:45,398							P.Vmax: 8 T. Ideal: 01:38,366								
V. Tiempo	Sector 1	Sector 2	Sector 3	Sector 4	V.Max	Hora	V. Tiempo	Sector 1	Sector 2	Sector 3	Sector 4	V.Max	Hora		
1	FIRST LAP	00:29,610	00:26,332	00:23,026	00:26,430	180,50	15:02:45	1	FIRST LAP	00:30,872	00:27,058	00:23,509	00:26,991	186,21	15:02:48
2	01:37,974	00:22,557	00:26,097	00:22,759	00:26,561	236,50	15:04:23	2	01:39,525	00:22,784	00:26,731	00:23,264	00:26,746	240,89	15:04:28
3	01:37,895	00:22,625	00:25,970	00:22,722	00:26,578	235,64	15:06:00	3	01:39,139	00:22,787	00:26,573	00:23,167	00:26,612	240,00	15:06:07
4	01:37,427	00:22,791	00:25,762	00:22,666	00:26,208	234,78	15:07:38	4	01:38,592	00:22,513	00:26,280	00:23,159	00:26,640	239,11	15:07:46
14 - GARZO,Héctor							18 - CARDELUS,Xavier								
P.Vmax: 13 T. Ideal: 01:37,193							P.Vmax: 1 T. Ideal: 01:37,719								
V. Tiempo	Sector 1	Sector 2	Sector 3	Sector 4	V.Max	Hora	V. Tiempo	Sector 1	Sector 2	Sector 3	Sector 4	V.Max	Hora		
1	FIRST LAP	00:29,066	00:26,305	00:22,862	00:26,295	173,26	15:02:45	1	FIRST LAP	00:31,004	00:27,143	00:23,398	00:27,084	190,59	15:02:49
2	01:37,974	00:22,557	00:26,097	00:22,759	00:26,561	236,50	15:04:23	2	01:38,924	00:22,914	00:26,205	00:23,159	00:26,646	241,79	15:04:28
3	01:37,895	00:22,625	00:25,970	00:22,722	00:26,578	235,64	15:06:00	3	01:39,205	00:23,312	00:26,286	00:22,937	00:26,670	239,11	15:06:07
4	01:37,427	00:22,791	00:25,762	00:22,666	00:26,208	234,78	15:07:38	4	01:38,691	00:22,676	00:26,238	00:23,121	00:26,656	236,50	15:07:45
17 - LUNA,Marc							22 - FULIGNI,Federico								
P.Vmax: 8 T. Ideal: 01:38,366							P.Vmax: 5 T. Ideal: 01:37,984								
V. Tiempo	Sector 1	Sector 2	Sector 3	Sector 4	V.Max	Hora	V. Tiempo	Sector 1	Sector 2	Sector 3	Sector 4	V.Max	Hora		
1	FIRST LAP	00:30,872	00:27,058	00:23,509	00:26,991	186,21	15:02:48	1	FIRST LAP	00:29,992	00:26,648	00:23,256	00:26,799	179,01	15:02:47
2	01:39,525	00:22,784	00:26,731	00:23,264	00:26,746	240,89	15:04:28	2	01:38,512	00:22,548	00:25,998	00:23,255	00:26,711	240,00	15:04:25
3	01:39,139	00:22,787	00:26,573	00:23,167	00:26,612	240,00	15:06:07	3	01:38,280	00:22,519	00:25,913	00:23,133	00:26,715	238,24	15:06:04
4	01:38,592	00:22,513	00:26,280	00:23,159	00:26,640	239,11	15:07:46	4	01:38,890	00:22,732	00:26,109	00:23,384	00:26,665	242,70	15:07:42
5	01:38,812	00:22,828	00:26,201	00:23,065	00:26,718	240,00	15:09:25	5	01:38,770	00:22,668	00:26,083	00:23,149	00:26,870	240,89	15:09:21
6	01:38,788	00:22,819	00:26,176	00:23,089	00:26,704	238,24	15:11:03	6	01:38,346	00:22,683	00:25,883	00:23,089	00:26,691	236,50	15:11:00
7	01:39,237	00:22,558	00:26,446	00:23,237	00:26,996	236,50	15:12:43	7	01:38,333	00:22,698	00:25,909	00:22,990	00:26,736	235,64	15:12:38
8	01:39,922	00:23,193	00:26,449	00:23,226	00:27,054	232,26	15:14:22	8	01:38,339	00:22,537	00:25,862	00:23,055	00:26,885	237,36	15:14:16
9	01:39,302	00:22,633	00:26,405	00:23,237	00:27,027	237,36	15:16:02	9	01:38,518	00:22,576	00:25,929	00:23,046	00:26,967	237,36	15:15:55
10	01:39,776	00:22,708	00:26,473	00:23,464	00:27,131	234,78	15:17:42	10	01:38,621	00:22,656	00:25,981	00:23,121	00:26,863	235,64	15:17:33
11	01:39,920	00:22,649	00:26,552	00:23,543	00:27,176	235,64	15:19:21	11	01:38,535	00:22,679	00:25,933	00:23,187	00:26,736	236,50	15:19:12
12	01:40,485	00:22,949	00:26,637	00:23,593	00:27,306	234,78	15:21:02	12	01:38,533	00:22,631	00:25,950	00:23,145	00:26,807	236,50	15:20:50
13	01:39,801	00:22,670	00:26,557	00:23,380	00:27,194	233,94	15:22:42	13	01:38,624	00:22,744	00:25,935	00:23,132	00:26,813	235,64	15:22:29
14	01:40,026	00:22,762	00:26,531	00:23,477	00:27,256	233,09	15:24:22	14	01:38,408	00:22,724	00:25,944	00:23,051	00:26,689	234,78	15:24:07
15	01:40,036	00:22,726	00:26,658	00:23,462	00:27,190	234,78	15:26:02	15	01:38,754	00:22,758	00:26,058	00:23,071	00:26,867	235,64	15:25:46
16	01:40,056	00:22,826	00:26,582	00:23,542	00:27,106	232,26	15:27:42								
17	01:40,198	00:22,746	00:26,639	00:23,605	00:27,208	233,09	15:29:22								
18	01:39,761	00:22,743	00:26,427	00:23,452	00:27,139	232,26	15:31:02								
19	01:41,184	00:23,827	00:26,456	00:23,523	00:27,378	226,57	15:32:43								






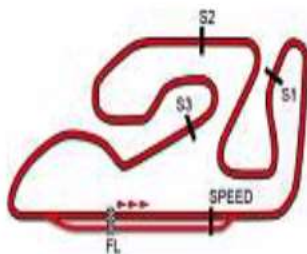
Circuit de la C.Valenciana

FIM CEV REPSOL. Circuit CV

Análisis por vuelta Race 2 Moto2

Lap: 1			Lap: 2			Lap: 3			Lap: 4			Lap: 5			Lap: 6			Lap: 7			Lap: 8			Lap: 9			Lap: 10			Lap: 11			Lap: 12			Lap: 13		
Num	Tiempo	GAP	Num	Tiempo	GAP	Num	Tiempo	GAP	Num	Tiempo	GAP	Num	Tiempo	GAP	Num	Tiempo	GAP	Num	Tiempo	GAP	Num	Tiempo	GAP	Num	Tiempo	GAP	Num	Tiempo	GAP	Num	Tiempo	GAP	Num	Tiempo	GAP			
51	FIRST LAP		14	01:37,974		51	01:37,263		51	01:37,097		51	01:37,196		51	01:36,964		51	01:37,196		51	01:37,087		51	01:37,087		51	01:37,318		51	01:37,488		51	01:37,488		51	01:37,488	
14	FIRST LAP	0,011	51	01:38,614	0,629	14	01:37,895	0,003	14	01:38,890	0,333	51	01:38,614		14	01:38,892	0,003	51	01:38,651	3,717	14	01:38,720	4,627	51	01:38,651	4,225	14	01:39,205	6,364	51	01:39,205	6,364	14	01:39,205	6,364	51	01:39,205	6,364
3	FIRST LAP	0,601	3	01:38,116	0,732	3	01:37,844	0,684	3	01:37,427	0,333	3	01:38,116		3	01:38,116	0,732	3	01:38,116	0,732	3	01:37,422	5,554	3	01:38,116	4,150	3	01:38,116		3	01:38,116		3	01:38,116		3	01:38,116	
9	FIRST LAP	0,881	88	01:37,869	1,161	88	01:37,990	1,609	88	01:37,455	1,915	88	01:37,869		88	01:37,990	1,609	88	01:37,990	1,609	88	01:38,533	15,939	88	01:37,990	15,939	88	01:38,533		88	01:38,533		88	01:38,533		88	01:38,533	
20	FIRST LAP	0,971	96	01:38,385	1,757	96	01:38,620	1,485	22	01:38,770	6,814	22	01:38,385		22	01:38,385	1,757	22	01:38,339	10,584	22	01:38,535	14,724	22	01:38,339	10,584	22	01:38,535		22	01:38,535		22	01:38,535		22	01:38,535	
44	FIRST LAP	1,277	20	01:39,181	2,167	20	01:38,690	2,965	76	01:38,333	6,964	76	01:39,181		76	01:39,181	2,167	76	01:38,299	10,698	76	01:38,477	16,026	76	01:38,299	10,698	76	01:38,477		76	01:38,477		76	01:38,477		76	01:38,477	
99	FIRST LAP	1,357	22	01:38,512	2,705	27	01:39,032	3,393	20	01:39,176	7,092	27	01:38,512		27	01:38,512	2,705	27	01:38,339	10,584	27	01:38,533	15,939	27	01:38,339	10,584	27	01:38,533		27	01:38,533		27	01:38,533		27	01:38,533	
88	FIRST LAP	1,604	27	01:39,032	3,393	76	01:38,493	3,733	27	01:38,856	8,247	76	01:39,032		76	01:39,032	3,393	76	01:38,299	10,698	76	01:38,477	16,026	76	01:38,299	10,698	76	01:38,477		76	01:38,477		76	01:38,477		76	01:38,477	
22	FIRST LAP	2,178	76	01:38,493	3,733	99	01:38,901	4,500	99	01:38,682	8,578	99	01:38,493		99	01:38,493	4,500	99	01:38,075	11,866	99	01:38,533	15,939	99	01:38,075	11,866	99	01:38,533		99	01:38,533		99	01:38,533		99	01:38,533	
27	FIRST LAP	2,346	99	01:38,901	4,500	36	01:39,462	4,990	18	01:38,529	9,645	99	01:38,901		99	01:38,901	4,500	99	01:38,075	11,866	99	01:38,533	15,939	99	01:38,075	11,866	99	01:38,533		99	01:38,533		99	01:38,533		99	01:38,533	
76	FIRST LAP	3,225	36	01:39,462	4,990	18	01:38,924	5,051	36	01:38,812	10,165	18	01:38,493		18	01:38,493	3,733	18	01:38,075	11,866	18	01:38,533	15,939	18	01:38,075	11,866	18	01:38,533		18	01:38,533		18	01:38,533		18	01:38,533	
36	FIRST LAP	3,513	18	01:38,924	5,051	17	01:39,525	5,453	36	01:38,807	10,917	17	01:38,924		17	01:38,924	5,051	17	01:38,075	11,866	17	01:38,533	15,939	17	01:38,075	11,866	17	01:38,533		17	01:38,533		17	01:38,533		17	01:38,533	
99	FIRST LAP	3,584	17	01:39,525	5,453	71	01:40,526	7,468	71	01:41,596	19,769	71	01:39,525		71	01:39,525	5,453	71	01:38,075	11,866	71	01:38,533	15,939	71	01:38,075	11,866	71	01:38,533		71	01:38,533		71	01:38,533		71	01:38,533	
17	FIRST LAP	3,913	71	01:40,526	7,468	32	01:40,936	8,196	32	01:41,404	19,937	32	01:40,526		32	01:40,526	7,468	32	01:38,075	11,866	32	01:38,533	15,939	32	01:38,075	11,866	32	01:38,533		32	01:38,533		32	01:38,533		32	01:38,533	
18	FIRST LAP	4,112	32	01:40,936	8,196	19	01:43,070	11,889	19	01:43,110	29,252	19	01:40,526		19	01:40,526	7,468	19	01:38,075	11,866	19	01:38,533	15,939	19	01:38,075	11,866	19	01:38,533		19	01:38,533		19	01:38,533		19	01:38,533	
71	FIRST LAP	4,927	19	01:43,070	11,889	66	01:47,932	22,697	66	01:51,380	59,711	66	01:43,070		66	01:43,070	11,889	66	01:38,075	11,866	66	01:38,533	15,939	66	01:38,075	11,866	66	01:38,533		66	01:38,533		66	01:38,533		66	01:38,533	
32	FIRST LAP	5,245	66	01:47,932	22,697								66	01:47,932																								





Circuit de la C.Valenciana

FIM CEV REPSOL. Circuit CV

Análisis por vuelta Race 2 Moto2

32	01:40,712	48,244	88	01:37,640	4,680
71	01:40,860	51,198	44	01:37,744	6,088
66	01:48,871	01:08,5	66	01:56,004	12,888
19	01:43,399	01:18,6	27	01:38,332	20,176

Lap: 14

Num	Tiempo	GAP
51	01:37,473	
88	01:37,660	5,099
44	01:37,735	5,820
22	01:38,408	18,010
76	01:38,498	18,165
27	01:38,407	18,422
20	01:38,606	18,679
18	01:38,079	19,169
99	01:38,779	20,701
36	01:39,243	26,969
17	01:40,026	32,361
32	01:40,594	51,365
71	01:41,090	54,815
66	01:49,558	01:20,6
19	01:43,523	01:24,7

76	01:38,269	20,336
22	01:38,438	21,187
20	01:38,390	21,305
18	01:38,314	21,459
99	01:38,357	23,097
36	01:39,503	33,282
17	01:40,198	39,714
32	01:41,455	01:01,3
71	01:41,137	01:05,5

Lap: 15

Num	Tiempo	GAP
51	01:37,627	
88	01:37,530	5,002
44	01:37,681	5,874
27	01:38,316	19,111
22	01:38,754	19,137
76	01:38,709	19,247
20	01:38,509	19,561
18	01:38,078	19,620
99	01:38,575	21,649
36	01:40,537	29,879
17	01:40,036	34,770
32	01:40,616	54,354
71	01:41,573	58,761
19	01:43,746	01:30,8
66	01:49,187	01:32,1

Lap: 18

Num	Tiempo	GAP
51	01:37,631	
88	01:37,723	4,772
44	01:38,248	6,705
19	01:49,925	10,661
27	01:38,098	20,643
76	01:38,304	21,009
20	01:38,300	21,974
22	01:38,788	22,344
18	01:39,197	23,025
99	01:38,623	24,089
66	01:54,450	29,707
36	01:39,393	35,044
17	01:39,761	41,844
32	01:41,258	01:04,9
71	01:41,817	01:09,7

Lap: 16


Num	Tiempo	GAP
51	01:37,774	
88	01:37,348	4,576
44	01:37,780	5,880
27	01:38,043	19,380
76	01:38,130	19,603
22	01:38,922	20,285
20	01:38,664	20,451
18	01:38,835	20,681
99	01:38,401	22,276
36	01:39,210	31,315
17	01:40,056	37,052
32	01:40,808	57,388
71	01:40,999	01:01,9
19	01:42,847	01:35,9

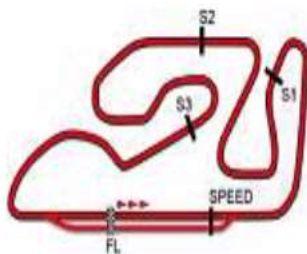
Lap: 19

Num	Tiempo	GAP
51	01:38,451	
88	01:37,570	3,891
44	01:38,636	6,890
19	01:44,030	16,240
27	01:38,224	20,416
76	01:38,120	20,678
20	01:38,357	21,880
22	01:38,297	22,190
18	01:38,680	23,254
99	01:38,765	24,403
36	01:40,325	36,918
17	01:41,184	44,577
66	01:57,646	48,902
32	01:41,668	01:08,1
71	01:41,467	01:12,7

Lap: 17

Num	Tiempo	GAP
51	01:37,536	





Circuit de la C. Valenciana
FIM CEV REPSOL. Circuit CV

Velocidades máximas Race 2 Moto2

Piloto	Nacionalidad/Res.	Marca	Mejores 5 velocidades máx.					Media	Máx.
18 CARDELUS, Xavier	AND	Kalex	246,4	244,5	242,7	242,7	242,7	243,8	246,4
96 SANCHIS, David	SPA	Suter	244,5	240,9	240,0	172,8		224,6	244,5
88 CARDUS, Ricky	SPA	Kalex	244,5	243,6	242,7	241,8	240,9	242,7	244,5
76 ONO, Hiroki	JPN	NTS	244,5	243,6	242,7	241,8	241,8	242,9	244,5
22 FULIGNI, Federico	ITA	Kalex	242,7	240,9	240,0	240,0	238,2	240,4	242,7
27 ROBERTS, Joe	USA	Kalex	241,8	240,9	240,0	239,1	239,1	240,2	241,8
99 GUTIERREZ, Oscar	SPA	Ariane2	241,8	237,4	235,6	235,6	235,6	237,2	241,8
17 LUNA, Marc	SPA	Tech3	240,9	240,0	240,0	239,1	238,2	239,6	240,9
36 URIBE, Jayson	USA	Kalex	240,9	240,0	240,0	238,2	238,2	239,5	240,9
44 ODENDAAL, Steven	RSA	NTS	240,9	240,0	240,0	240,0	239,1	240,0	240,9
3 TULOVIC, Lukas	GER	Kalex	240,0	236,5	235,6	181,0		223,3	240,0
20 EKKY, Dimas	INA	Kalex	240,0	240,0	240,0	239,1	239,1	239,6	240,0
14 GARZO, Héctor	SPA	Tech3	236,5	235,6	234,8	173,3		220,0	236,5
51 GRANADO, Eric	BRA	Kalex	235,6	235,6	235,6	235,6	234,8	235,5	235,6
32 GRANTON, Fausto	ARG	Kalex	235,6	235,6	234,8	233,9	233,1	234,6	235,6
71 DUERLUND, Pontus	SWE	Kalex	234,8	234,8	232,3	232,3	231,4	233,1	234,8
19 DUFOUR, Paul	FRA	Yamaha	228,2	225,8	225,8	225,8	225,8	226,3	228,2
66 LE GALLO, Philippe	FRA	Yamaha	222,7	221,9	221,2	221,2	221,2	221,6	222,7
9 PEROLARI, Corentin	FRA	Transfomers	180,5					180,5	180,5
46 BRENNER, Marcel	SWI	Kalex							
23 MRKYVKA, Jirka	CZE	Kalex							

