

Qualifying Practice

RookiesCup

Lap	Lap Time	T1	T2	T3	T4	Speed	Lap	Lap Time	T1	T2	T3	T4	Speed
12	1'43.601	23.393	32.613	28.088	19.507	194.4							
13	1'42.656	23.347	32.469	27.673	19.167	197.6							
14	1'41.509 *	22.78 *	32.094	27.368	19.266	203.1							

20th 36 **Beatriz NEILA** Red Bull MotoGP Roo SPA
Runs=3 Total laps=13 Full laps=9

1	2'05.138	41.356	35.136	28.712	19.934	188.4
2	1'44.412	23.560	32.954	28.099	19.799	198.7
3	1'43.971	23.252	33.246	27.987	19.486	199.3
4	1'42.609	23.037	32.353	27.747	19.472	200.5
5	1'42.393	22.894	32.357	27.606	19.536	199.8
6	1'42.633	22.987	32.542	27.636	19.468	198.6
7	1'42.647	23.074	32.422	27.794	19.357	198.0
8	1'44.783	23.346	33.391	28.576	19.470	197.5
9	1'56.702 P	22.982	32.394	28.048	33.278	200.0
10	3'33.572 P	1'56.809	34.787	29.277	32.699	182.8
11	2'16.873	53.188	34.977	29.092	19.616	179.7
12	1'42.768	23.015	32.217	27.908	19.628	200.1
13	1'42.734	23.084	32.278	28.005	19.367	198.8

21st 82 **Loran FABER** Red Bull MotoGP Roo NED
Runs=2 Total laps=14 Full laps=11

1	2'11.456	48.670	33.853	28.982	19.951	195.0
2	1'48.269	23.734	36.532	28.395	19.608	196.1
3	1'43.395	23.202	32.423	27.935	19.835	198.2
4	1'43.760	23.259	32.853	27.885	19.763	197.1
5	1'43.780	23.320	32.877	27.880	19.703	196.9
6	1'43.215	23.256	32.539	27.760	19.660	196.8
7	1'43.508	23.458	32.716	27.853	19.481	196.6
8	1'53.894 P	23.327	33.280	27.787	29.500	194.9
9	2'07.478	46.980	33.365	27.673	19.460	173.2
10	1'42.768	23.255	32.376	27.592	19.545	196.8
11	1'43.276	23.265	32.487	28.075	19.449	196.6
12	1'43.294	23.137	33.049	27.454	19.654	197.1
13	1'42.800	23.041	32.540	27.701	19.518	200.8
14	1'42.568	23.071	32.450	27.616	19.431	197.4

22nd 11 **Gabriele GIANNINI** Red Bull MotoGP Roo ITA
Runs=2 Total laps=14 Full laps=11

1	1'57.573	35.873	33.716	28.224	19.760	187.5
2	1'42.996	23.229	32.813	27.718	19.236	195.6
3	1'45.698	23.454	34.603	28.085	19.556	192.7
4	1'42.820	23.182	32.447	27.620	19.571	194.0
5	1'42.627	23.227	32.439	27.630	19.331	197.5
6	1'43.088	23.085	32.731	27.804	19.468	196.0
7	1'43.615	23.424	32.948	27.519	19.724	197.3
8	1'42.753	23.179	32.685	27.504	19.385	196.2
9	1'43.643	22.977	33.496	27.903	19.267	200.5
10	1'45.264	23.291	34.376	28.299	19.298	192.7
11	1'42.858	23.182	32.712	27.646	19.318	194.1
12	1'58.133 P	23.618	34.009	29.997	30.509	191.7
13	2'44.114	1'24.348	32.708	27.581	19.477	189.4
14	1'45.024	23.243	33.701	28.595	19.485	193.8

Fastest Lap: Ai OGURA

Red Bull MotoGP Roo JPN

1'39.732

22.491

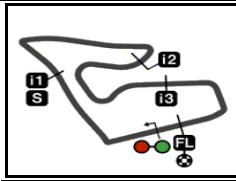
31.441

27.018

18.782

DORNA DATA PROCESSING TIMING SERVICE DORNA DATA PROCESSING TIMING SERVICE DORNA DATA PROCESSING TIMING SERVICE DORNA DATA PROCESSING TIMING SERVICE DORNA DATA PROCESSING TIMING SERVICE DORNA DATA PROCESSING TIMING SERVICE DORNA DATA PROCESSING TIMING SERVICE DORNA DATA PROCCEESSS





4318 m.

NEROGIARDINI MOTORRAD GRAND PRIX VON ÖSTERREI

RookiesCup

Official Starting Grid

Race : 17 laps = 73.406 km



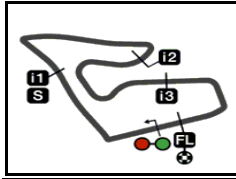
1	1 1'39.732 79 Ai OGURA KTM	2 1'39.891 65 Can ÖNCÜ KTM	3 1'40.108 39 Kazuki MASAKI KTM
2	4 1'40.535 81 Aleix VIU KTM	5 1'40.759 83 Meikon KAWAKAMI KTM	6 1'40.761 6 Ryusei YAMANAKA KTM
3	7 1'40.804 52 Deniz ÖNCÜ KTM	8 1'40.814 28 Adrian CARRASCO KTM	9 1'40.917 69 Rory SKINNER KTM
4	10 1'40.940 20 Omar BONOLI KTM	11 1'40.963 40 Sean KELLY KTM	12 1'41.076 14 Matthias MEGGLE KTM
5	13 1'41.160 24 Xavier ARTIGAS KTM	14 1'41.177 21 Victor STEEMAN KTM	15 1'41.305 43 Steward GARCIA KTM
6	16 1'41.514 9 Sasha DE VITS KTM	17 1'41.653 13 Walid SOPPE KTM	18 1'41.678 44 Kevin ORGIS KTM
7	19 1'42.224 19 Lorenzo BARTALESI KTM	20 1'42.393 36 Beatriz NEILA KTM	21 1'42.568 82 Loran FABER KTM
8	22 1'42.627 11 Gabriele GIANNINI KTM		

The results are provisional until the end of the limit for protest and appeals and until the ratification of the Event Management Committee.

Time limit for protest expires 60' at the latest after publication of the results - Mr. Time:

DORNA DATA PROCESSING TIMING SERVICE DORNA DATA PROCESSING TIMING SERVICE DORNA DATA PROCESSING TIMING SERVICE DORNA DATA PROCESSING TIMING SERVICE DORNA DATA PROCESSING TIMING SERVICE DORNA DATA PROCESSING TIMING SERVICE DORNA DATA PROCESSING TIMING SERVICE DORNA DATA PROCESSING TIMING SERVICE DORNA DATA PROCESSING TIMING SERVICE DORNA DATA PROCCESSSS





4318 m.

NEROGIARDINI MOTORRAD GRAND PRIX VON ÖSTERREICH

Qualifying Practice

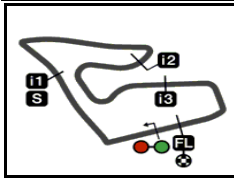
Best Partial Times

RookiesCup

IT Ideal Lap Time, sum of the best partial times


BT Best Lap Time

T1			T2			T3			T4			Pos	Rider	IT	BT
Pos	Rider	Time	Rider	Time	Rider	Time	Rider	Time	Pos	Rider	IT				
1	K.MASAKI	22.375	A.OGURA	31.441	C.ÖNCÜ	26.886	C.ÖNCÜ	18.676	1	C.ÖNCÜ	1'39.618	1'39.891	(2)		
2	A.OGURA	22.491	C.ÖNCÜ	31.536	K.MASAKI	26.972	A.OGURA	18.676	2	A.OGURA	1'39.626	1'39.732	(1)		
3	S.DE VITS	22.520	K.MASAKI	31.569	D.ÖNCÜ	26.985	R.SKINNER	18.835	3	K.MASAKI	1'39.757	1'40.108	(3)		
4	C.ÖNCÜ	22.520	A.VIU	31.638	A.OGURA	27.018	D.ÖNCÜ	18.838	4	R.YAMANAKA	1'40.263	1'40.761	(6)		
5	X.ARTIGAS	22.552	R.YAMANAKA	31.652	A.CARRASCO	27.085	K.MASAKI	18.841	5	A.CARRASCO	1'40.378	1'40.814	(8)		
6	A.CARRASCO	22.556	A.CARRASCO	31.775	S.GARCIA	27.096	R.YAMANAKA	18.847	6	A.VIU	1'40.408	1'40.535	(4)		
7	R.YAMANAKA	22.569	R.SKINNER	31.778	M.MEGGLE	27.106	M.KAWAKAMI	18.875	7	D.ÖNCÜ	1'40.427	1'40.804	(7)		
8	S.GARCIA	22.578	S.KELLY	31.803	S.KELLY	27.128	O.BONOLI	18.899	8	M.MEGGLE	1'40.581	1'41.076	(12)		
9	M.MEGGLE	22.599	M.KAWAKAMI	31.871	M.KAWAKAMI	27.150	M.MEGGLE	18.932	9	S.GARCIA	1'40.648	1'41.305	(15)		
10	A.VIU	22.633	O.BONOLI	31.893	O.BONOLI	27.172	A.VIU	18.939	10	R.SKINNER	1'40.659	1'40.917	(9)		
11	D.ÖNCÜ	22.639	M.MEGGLE	31.944	K.ORGIS	27.172	A.CARRASCO	18.962	11	M.KAWAKAMI	1'40.668	1'40.759	(5)		
12	K.ORGIS	22.687	D.ÖNCÜ	31.965	X.ARTIGAS	27.183	S.GARCIA	19.005	12	S.KELLY	1'40.711	1'40.963	(11)		
13	V.STEEMAN	22.694	S.GARCIA	31.969	R.YAMANAKA	27.195	V.STEEMAN	19.063	13	O.BONOLI	1'40.771	1'40.940	(10)		
14	S.KELLY	22.702	V.STEEMAN	32.000	A.VIU	27.198	K.ORGIS	19.073	14	S.DE VITS	1'40.856	1'41.514	(16)		
15	R.SKINNER	22.749	S.DE VITS	32.027	V.STEEMAN	27.201	S.KELLY	19.078	15	V.STEEMAN	1'40.958	1'41.177	(14)		
16	W.SOPPE	22.752	K.ORGIS	32.059	S.DE VITS	27.213	S.DE VITS	19.096	16	K.ORGIS	1'40.991	1'41.678	(18)		
17	M.KAWAKAMI	22.772	W.SOPPE	32.089	R.SKINNER	27.297	X.ARTIGAS	19.149	17	X.ARTIGAS	1'40.999	1'41.160	(13)		
18	O.BONOLI	22.807	L.BARDALES	32.094	L.BARDALES	27.368	L.BARDALES	19.167	18	L.BARDALES	1'41.553	1'42.224	(19)		
19	B.NEILA	22.894	X.ARTIGAS	32.115	L.FABER	27.454	G.GIANNINI	19.236	19	W.SOPPE	1'41.619	1'41.653	(17)		
20	L.BARDALES	22.924	B.NEILA	32.217	G.GIANNINI	27.504	W.SOPPE	19.254	20	B.NEILA	1'42.074	1'42.393	(20)		
21	G.GIANNINI	22.977	L.FABER	32.376	W.SOPPE	27.524	B.NEILA	19.357	21	G.GIANNINI	1'42.156	1'42.627	(22)		
22	L.FABER	23.041	G.GIANNINI	32.439	B.NEILA	27.606	L.FABER	19.431	22	L.FABER	1'42.302	1'42.568	(21)		



4318 m.

RookiesCup**NEROGIARDINI MOTORRAD GRAND PRIX VON ÖSTERREICH****Qualifying Practice****Fastest Laps Sequence**

<i>Practice Time</i>	 <i>Rider</i>	<i>Nation</i>	<i>Motorcycle</i>	<i>Time</i>	<i>Km/h</i>	<i>Rider's Lap</i>
3'38.845	6 Ryusei YAMANAKA	JPN	KTM	1'42.469	151.7	2
3'39.023	44 Kevin ORGIS	GER	KTM	1'41.718	152.8	2
4'51.986	79 Ai OGURA	JPN	KTM	1'40.687	154.3	2
6'32.558	79 Ai OGURA	JPN	KTM	1'40.572	154.5	3
6'32.859	39 Kazuki MASAKI	JPN	KTM	1'40.377	154.8	3
6'56.227	65 Can ÖNCÜ	TUR	KTM	1'39.917	155.5	3
9'54.564	79 Ai OGURA	JPN	KTM	1'39.732	155.8	5