


4226 m.

<i>Pos</i>		<i>Rider</i>	<i>Nation</i>	<i>Team</i>	<i>Motorcycle</i>	<i>Total Time</i>	<i>Km/h</i>	<i>Gap</i>
1	25	79 Ai OGURA	JPN	Red Bull MotoGP Rookies Cup	KTM	30'10.864	142.8	
2	20	39 Kazuki MASAKI	JPN	Red Bull MotoGP Rookies Cup	KTM	30'11.383	142.7	0.519
3	16	81 Aleix VIU	SPA	Red Bull MotoGP Rookies Cup	KTM	30'11.529	142.7	0.665
4	13	52 Deniz ÖNCÜ	TUR	Red Bull MotoGP Rookies Cup	KTM	30'22.888	141.8	12.024
5	11	12 Filip SALAC	CZE	Red Bull MotoGP Rookies Cup	KTM	30'24.304	141.8	13.440
6	10	14 Matthias MEGGLE	GER	Red Bull MotoGP Rookies Cup	KTM	30'34.336	140.9	23.472
7	9	40 Sean KELLY	USA	Red Bull MotoGP Rookies Cup	KTM	30'34.390	140.9	23.526
8	8	83 Meikon KAWAKAMI	BRA	Red Bull MotoGP Rookies Cup	KTM	30'34.493	140.9	23.629
9	7	44 Kevin ORGIS	GER	Red Bull MotoGP Rookies Cup	KTM	30'49.675	139.8	38.811
10	6	43 Steward GARCIA	COL	Red Bull MotoGP Rookies Cup	KTM	30'50.079	139.7	39.215
11	5	9 Sasha DE VITS	BEL	Red Bull MotoGP Rookies Cup	KTM	30'50.225	139.7	39.361
12	4	21 Victor STEEMAN	NED	Red Bull MotoGP Rookies Cup	KTM	30'50.436	139.7	39.572
13	3	69 Rory SKINNER	GBR	Red Bull MotoGP Rookies Cup	KTM	30'50.943	139.7	40.079
14	2	19 Lorenzo BARTALESI	ITA	Red Bull MotoGP Rookies Cup	KTM	30'51.139	139.7	40.275
15	1	24 Xavier ARTIGAS	SPA	Red Bull MotoGP Rookies Cup	KTM	30'51.611	139.6	40.747
16		11 Gabriele GIANNINI	ITA	Red Bull MotoGP Rookies Cup	KTM	30'51.963	139.6	41.099
17		36 Beatriz NEILA	SPA	Red Bull MotoGP Rookies Cup	KTM	31'04.525	138.7	53.661
18		22 Peetu PAAVILAINEN	FIN	Red Bull MotoGP Rookies Cup	KTM	31'20.393	137.5	1'09.529
19		28 Adrian CARRASCO	SPA	Red Bull MotoGP Rookies Cup	KTM	31'43.930	135.8	1'33.066

Not Classified

82 Loran FABER	NED	Red Bull MotoGP Rookies Cup	KTM	23'39.183	139.3	4 laps
20 Omar BONOLI	ITA	Red Bull MotoGP Rookies Cup	KTM	16'03.940	142.0	8 laps
65 Can ÖNCÜ	TUR	Red Bull MotoGP Rookies Cup	KTM	1'54.488	132.8	16 laps

Not finished first lap

13 Walid SOPPE	NED	Red Bull MotoGP Rookies Cup	KTM			
6 Ryusei YAMANAKA	JPN	Red Bull MotoGP Rookies Cup	KTM			

Race condition: Dry

Air: 30°
Humidity: 37%
Ground: 36°

Pole Position:**Fastest Lap (New record):****Circuit Record Lap:****Circuit Best Lap:**

		Aleix VIU	1'45.023	144.8 Km/h
Lap 11		Kazuki MASAKI	1'45.265	144.5 Km/h
2015		Marc GARCIA	1'45.574	144.1 Km/h
2017		Aleix VIU	1'45.023	144.8 Km/h

16:15'00**16:28'00****16:30'35**16:32'01 **Adrian CARRASCO**16:32'01 **Walid SOPPE**16:32'01 **Ryusei YAMANAKA****16:32'10** -16:32'12 **Adrian CARRASCO**16:32'12 **Ryusei YAMANAKA**16:33'43 **Ryusei YAMANAKA**16:33'46 **Can ÖNCÜ**16:46'55 **Omar BONOLI**16:56'09 **Loran FABER****17:01'59** **Filip SALAC****SIGHTING LAP START****WARM UP LAP START****RACE START**

crashed out - Rider OK

crashed out - Rider OK

crashed out - Rider OK

No jump start

re-joined race

re-joined race

entered pits and retired

crashed out - Rider OK

crashed out - Rider OK

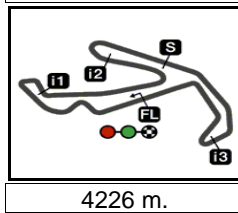
crashed out - Medical Centre

1 seconds penalty

The results are provisional until the end of the limit for protest and appeals.

Time limit for protest expires 30' after publication of the results - Time:

DORNA DATA PROCESSING TIMING SERVICE DORNA DATA PROCESSING TIMING SERVICE DORNA DATA PROCESSING TIMING SERVICE DORNA DATA PROCESSING TIMING SERVICE DORNA DATA PROCESSING TIMING SERVICE DORNA DATA PROCESSING TIMING SERVICE DORNA DATA PROCESSING TIMING SERVICE DORNA DATA PROCESSING TIMING SERVICE DORNA DATA PROCESSING TIMING SERVICE DORNA DATA PROCCEESSS

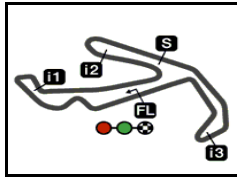


Pos	1	2	3	4	5	6	7	8	9	10	11	12	13	14	15	16	17	18	19	20	21	22	23	24
Grid	81	39	79	65	20	12	69	14	52	13	83	6	40	43	21	9	44	28	82	11	19	36	22	24

1	81	39	79	52	20	65	12	40	83	14	9	69	43	21	44	11	82	36	19	22	24	28
2	81	39	52	20	12	79	40	83	14	69	9	43	21	44	11	82	36	19	22	24	28	
3	39	81	20	79	52	12	40	83	14	69	9	43	21	44	11	82	19	36	22	24	28	
4	39	81	79	20	12	52	40	83	14	43	9	21	69	44	11	82	19	36	22	24	28	
5	39	81	79	20	12	52	40	83	14	43	69	9	21	44	11	82	19	36	24	22	28	
6	39	81	79	20	12	52	40	14	83	43	69	44	9	21	11	82	19	36	24	22	28	
7	81	79	39	20	12	52	40	14	83	43	44	69	9	21	11	82	19	24	36	22	28	
8	79	81	20	39	12	52	14	40	83	44	43	69	9	21	11	82	19	24	36	22	28	
9	79	39	81	20	12	52	14	40	83	44	43	69	9	21	11	82	19	24	36	22	28	
10	79	39	81	12	52	14	40	83	44	43	9	69	21	11	19	82	24	36	22	28		
L a p s 11	79	39	81	52	12	83	40	14	44	43	9	21	11	69	19	82	24	36	22	28		
12	79	39	81	52	12	83	14	40	43	44	9	21	69	19	11	82	24	36	22	28		
13	81	39	79	52	12	83	14	40	43	44	21	9	19	69	82	11	24	36	22	28		
14	81	39	79	52	12	83	14	40	43	44	21	9	19	69	24	11	36	22	28			
15	81	39	79	52	12	14	83	40	43	44	21	9	19	69	24	11	36	22	28			
16	81	79	39	52	12	14	83	40	44	43	21	9	19	69	24	11	36	22	28			
17	79	39	81	52	12	14	40	83	44	43	9	21	69	19	24	11	36	22	28			

 Winner Lapped rider

DORNA DATA PROCESSING TIMING SERVICE DORNA DATA PROCESSING TIMING SERVICE DORNA DATA PROCESSING TIMING SERVICE DORNA DATA PROCESSING TIMING SERVICE DORNA DATA PROCESSING TIMING SERVICE DORNA DATA PROCESSING TIMING SERVICE DORNA DATA PROCESSING TIMING SERVICE DORNA DATA PROCESSING TIMING SERVICE DORNA DATA PROCCEESSS




4226 m.

TRIBUL MASTERCARD GP S.MARINO E RIVIERA DI RIMINI

Race

Fastest Lap of Each Rider

23

	<i>Rider</i>	<i>Nation</i>	<i>Team</i>	<i>Motorcycle</i>	<i>Time</i>	<i>Lap Total</i>	<i>Gap</i>
1	39 Kazuki MASAOKI	JPN	Red Bull MotoGP Rookies Cup	KTM	1'45.265	11 17	
2	81 Aleix VIU	SPA	Red Bull MotoGP Rookies Cup	KTM	1'45.293	11 17	0.028 0.028
3	79 Ai OGURA	JPN	Red Bull MotoGP Rookies Cup	KTM	1'45.366	17 17	0.101 0.073
4	20 Omar BONOLI	ITA	Red Bull MotoGP Rookies Cup	KTM	1'45.437	6 9	0.172 0.071
5	12 Filip SALAC	CZE	Red Bull MotoGP Rookies Cup	KTM	1'46.064	5 17	0.799 0.627
6	14 Matthias MEGGLE	GER	Red Bull MotoGP Rookies Cup	KTM	1'46.317	7 17	1.052 0.253
7	52 Deniz ÖNCÜ	TUR	Red Bull MotoGP Rookies Cup	KTM	1'46.543	5 17	1.278 0.226
8	40 Sean KELLY	USA	Red Bull MotoGP Rookies Cup	KTM	1'46.614	3 17	1.349 0.071
9	83 Meikon KAWAKAMI	BRA	Red Bull MotoGP Rookies Cup	KTM	1'46.650	7 17	1.385 0.036
10	19 Lorenzo BARTALESI	ITA	Red Bull MotoGP Rookies Cup	KTM	1'47.158	7 17	1.893 0.508
11	69 Rory SKINNER	GBR	Red Bull MotoGP Rookies Cup	KTM	1'47.364	3 17	2.099 0.206
12	24 Xavier ARTIGAS	SPA	Red Bull MotoGP Rookies Cup	KTM	1'47.405	6 17	2.140 0.041
13	44 Kevin ORGIS	GER	Red Bull MotoGP Rookies Cup	KTM	1'47.540	5 17	2.275 0.135
14	82 Loran FABER	NED	Red Bull MotoGP Rookies Cup	KTM	1'47.677	8 13	2.412 0.137
15	21 Victor STEEMAN	NED	Red Bull MotoGP Rookies Cup	KTM	1'47.789	14 17	2.524 0.112
16	9 Sasha DE VITS	BEL	Red Bull MotoGP Rookies Cup	KTM	1'47.839	7 17	2.574 0.050
17	11 Gabriele GIANNINI	ITA	Red Bull MotoGP Rookies Cup	KTM	1'47.860	5 17	2.595 0.021
18	43 Steward GARCIA	COL	Red Bull MotoGP Rookies Cup	KTM	1'47.912	14 17	2.647 0.052
19	28 Adrian CARRASCO	SPA	Red Bull MotoGP Rookies Cup	KTM	1'48.008	6 17	2.743 0.096
20	36 Beatriz NEILA	SPA	Red Bull MotoGP Rookies Cup	KTM	1'48.125	6 17	2.860 0.117
21	22 Peetu PAAVILAINEN	FIN	Red Bull MotoGP Rookies Cup	KTM	1'48.592	6 17	3.327 0.467

Race**RookiesCup**

Lap	Lap Time	T1	T2	T3	T4	Speed	Lap	Lap Time	T1	T2	T3	T4	Speed
11	1'47.839	28.437	25.486	30.198	23.718	190.5	7	1'46.650	27.964	25.411	29.801	23.474	195.2
12	1'46.915	28.111	25.340	29.803	23.661	196.6	8	1'46.937	28.092	25.489	29.854	23.502	193.5
13	1'46.682	28.154	25.290	29.589	23.649	197.5	9	1'47.684	28.415	25.561	30.018	23.690	195.1
14	1'46.957	28.339	25.318	29.586	23.714	196.7	10	1'48.054	28.525	26.000	29.899	23.630	195.4
15	1'46.898	28.247	25.293	29.727	23.631	195.7	11	1'47.640	28.545	25.471	29.995	23.629	193.8
16	1'46.566	28.110	25.236	29.734	23.486	194.8	12	1'47.385	28.218	25.546	30.018	23.603	192.6
17	1'46.621	28.070	25.189	29.665	23.697	194.3	13	1'47.246	28.206	25.454	30.021	23.565	192.7

6th **14** **Matthias MEGGLE** Red Bull MotoGP Roo GER
 Runs=1 Total laps=17 Full laps=16

1	1'56.922	35.917	27.159	29.919	23.927	198.1
2	1'47.338	28.087	25.445	29.995	23.811	195.5
3	1'47.032	28.202	25.375	29.756	23.699	196.0
4	1'46.949	28.129	25.355	29.852	23.613	195.1
5	1'46.842	28.131	25.243	29.839	23.629	196.7
6	1'46.649	28.025	25.312	29.720	23.592	194.2
7	1'46.317	27.827	25.386	29.620	23.484	193.7
8	1'47.163	28.030	25.481	29.884	23.768	193.4
9	1'47.677	28.127	25.584	30.088	23.878	193.4
10	1'48.084	28.473	25.622	30.106	23.883	193.6
11	1'48.153	28.494	25.925	30.141	23.593	198.1
12	1'47.265	28.336	25.331	30.009	23.589	197.5
13	1'47.336	28.233	25.417	30.104	23.582	197.5
14	1'46.986	28.083	25.435	29.874	23.594	196.3
15	1'47.775	28.248	25.487	30.250	23.790	193.1
16	1'47.950	28.264	25.681	30.062	23.943	191.5
17	1'47.898	28.524	25.573	29.877	23.924	194.5

7th **40** **Sean KELLY** Red Bull MotoGP Roo USA
 Runs=1 Total laps=17 Full laps=16

1	1'55.848	36.398	25.668	29.972	23.810	196.3
2	1'47.163	28.246	25.378	29.875	23.664	194.4
3	1'46.614	27.996	25.265	29.777	23.576	195.4
4	1'47.069	28.206	25.376	29.907	23.580	192.9
5	1'46.876	28.060	25.302	29.906	23.608	193.3
6	1'47.335	28.158	25.355	30.131	23.691	190.8
7	1'47.110	28.010	25.369	30.022	23.709	191.3
8	1'47.249	28.263	25.382	29.957	23.647	194.5
9	1'47.680	28.257	25.594	30.138	23.691	194.0
10	1'48.094	28.552	25.709	30.105	23.728	194.9
11	1'47.939	28.548	25.720	30.074	23.597	194.9
12	1'47.562	28.243	25.458	30.252	23.609	194.2
13	1'47.302	28.265	25.442	29.996	23.599	197.5
14	1'47.029	28.108	25.357	29.934	23.630	197.1
15	1'47.804	28.239	25.647	30.481	23.437	195.3
16	1'47.920	28.453	25.625	30.180	23.662	195.8
17	1'47.796	28.679	25.378	29.901	23.838	194.0

8th **83** **Meikon KAWAKAMI** Red Bull MotoGP Roo BRA
 Runs=1 Total laps=17 Full laps=16

1	1'56.408	36.690	25.897	30.005	23.816	195.0
2	1'46.940	28.040	25.241	29.972	23.687	195.7
3	1'47.217	28.149	25.370	29.952	23.746	195.2
4	1'47.237	28.112	25.461	29.970	23.694	193.7
5	1'47.191	28.185	25.410	29.910	23.686	194.4
6	1'46.890	27.946	25.582	29.887	23.475	197.0

9th **44** **Kevin ORGIS** Red Bull MotoGP Roo GER
 Runs=1 Total laps=17 Full laps=16

1	1'58.442	37.774	26.024	30.534	24.110	199.1
2	1'49.453	28.687	25.870	30.668	24.228	197.2
3	1'48.232	28.577	25.510	30.088	24.057	197.3
4	1'48.143	28.653	25.573	29.976	23.941	196.4
5	1'47.540	28.583	25.391	29.727	23.839	197.4
6	1'47.773	28.442	25.842	29.585	23.904	198.7
7	1'47.599	28.283	25.650	29.910	23.756	194.2
8	1'48.118	28.541	25.632	30.107	23.838	194.1
9	1'48.380	28.345	25.758	30.133	24.144	194.5
10	1'48.302	28.523	25.643	30.102	24.034	195.0
11	1'48.799	28.499	25.796	30.215	24.289	193.6
12	1'48.610	29.068	25.510	30.258	23.774	191.2
13	1'48.151	28.545	25.618	30.183	23.805	193.2
14	1'47.751	28.338	25.483	30.187	23.743	190.5
15	1'48.300	29.209	25.381	29.837	23.873	196.3
16	1'48.052	28.475	25.585	30.260	23.732	193.1
17	1'48.030	28.745	25.566	29.856	23.863	195.1

10th **43** **Steward GARCIA** Red Bull MotoGP Roo COL
 Runs=1 Total laps=17 Full laps=16

1	1'57.607	36.978	26.336	29.882	24.411	196.3
2	1'48.024	28.339	25.708	30.144	23.833	197.4
3	1'48.075	28.425	25.911	29.921	23.818	196.3
4	1'48.509	28.608	25.665	30.246	23.990	192.9
5	1'48.785	28.947	25.750	30.150	23.938	192.2
6	1'48.019	28.231	25.743	30.240	23.805	190.0
7	1'47.978	28.225	25.720	30.195	23.838	190.9
8	1'48.474	28.476	26.020	30.107	23.871	193.7
9	1'48.272	28.295	25.882	30.077	24.018	193.2
10	1'48.309	28.579	25.734	30.071	23.925	195.0
11	1'48.782	28.531	25.881	30.290	24.080	194.8
12	1'48.436	28.748	25.632	30.216	23.840	191.0
13	1'48.027	28.324	25.850	30.090	23.763	191.4
14	1'47.912	28.281	25.621	30.184	23.826	191.2
15	1'48.243	28.241	25.810	30.316	23.876	189.8
16	1'48.219	28.228	25.891	30.187	23.913	190.7
17	1'48.408	28.910	25.757	30.015	23.726	192.3

11th **9** **Sasha DE VITS** Red Bull MotoGP Roo BEL
 Runs=1 Total laps=17 Full laps=16

1	1'57.198	36.872	25.935	30.222	24.169	199.8
2	1'48.269	28.385	25.721	30.372	23.791	196.5

Fastest Lap: Ai OGURA Red Bull MotoGP Roo JPN 1'45.366 27.693 24.806 29.488 23.379

DORNA DATA PROCESSING TIMING SERVICE DORNA DATA PROCESSING TIMING SERVICE DORNA DATA PROCESSING TIMING SERVICE DORNA DATA PROCESSING TIMING SERVICE DORNA DATA PROCESSING TIMING SERVICE DORNA DATA PROCESSING TIMING SERVICE DORNA DATA PROCESSING TIMING SERVICE DORNA DATA PROCESSES


Race

RookiesCup

Lap	Lap Time	T1	T2	T3	T4	Speed	Lap	Lap Time	T1	T2	T3	T4	Speed
3	1'48.101	28.437	25.945	29.870	23.849	196.7	14th 19 Lorenzo BARTALE						
4	1'48.674	28.633	25.867	30.272	23.902	196.6	Runs=1	Total laps=17	Full laps=16				
5	1'49.350	29.203	25.740	30.021	24.386	197.5	1	1'59.440	38.778	26.431	30.140	24.091	194.9
6	1'48.192	28.763	25.522	29.938	23.969	196.3	2	1'49.485	28.930	25.904	30.385	24.266	196.3
7	1'47.839	28.437	25.530	30.069	23.803	198.2	3	1'48.415	28.988	25.791	29.795	23.841	196.3
8	1'48.490	29.125	25.609	29.918	23.838	195.0	4	1'48.407	28.542	25.900	30.105	23.860	194.2
9	1'47.923	28.431	25.655	29.853	23.984	196.7	5	1'48.709	28.636	25.858	30.140	24.075	192.7
10	1'48.158	28.731	25.856	29.826	23.745	196.6	6	1'48.020	28.297	25.969	29.944	23.810	192.9
11	1'48.710	28.560	25.710	30.216	24.224	197.3	7	1'47.158	28.135	25.702	29.715	23.606	193.7
12	1'48.594	29.199	25.528	30.185	23.682	196.3	8	1'47.634	28.402	25.594	29.972	23.666	194.4
13	1'48.346	28.582	25.804	30.079	23.881	197.4	9	1'48.092	28.372	25.549	30.100	24.071	193.7
14	1'47.868	28.659	25.492	30.014	23.703	198.8	10	1'47.943	28.547	25.589	30.106	23.701	196.2
15	1'48.128	28.572	25.737	30.127	23.692	198.4	11	1'48.367	28.451	25.649	30.269	23.998	196.1
16	1'48.164	28.679	25.769	29.928	23.788	194.6	12	1'48.764	29.281	25.856	29.809	23.818	194.1
17	1'48.221	28.914	25.686	29.987	23.634	197.4	13	1'47.616	28.448	25.725	29.734	23.709	195.9

12th 21 Victor STEEMAN Red Bull MotoGP Roo NED
Runs=1 Total laps=17 Full laps=16

1	1'58.179	37.543	26.157	30.483	23.996	195.9
2	1'47.878	28.392	25.538	30.168	23.780	196.7
3	1'47.937	28.495	25.642	29.995	23.805	197.8
4	1'48.580	28.599	25.852	30.211	23.918	194.8
5	1'49.144	29.312	25.567	30.099	24.166	197.5
6	1'48.267	29.035	25.513	29.958	23.761	196.8
7	1'47.944	28.437	25.620	30.080	23.807	196.4
8	1'48.510	28.603	25.833	30.349	23.725	194.9
9	1'47.872	28.347	25.702	30.032	23.791	195.9
10	1'48.675	28.879	25.774	30.336	23.686	193.0
11	1'48.140	28.419	25.723	30.063	23.935	194.7
12	1'48.619	29.145	25.590	30.054	23.830	195.3
13	1'48.028	28.535	25.744	30.011	23.738	196.4
14	1'47.789	28.520	25.448	30.069	23.752	194.5
15	1'48.138	28.564	25.612	30.215	23.747	192.3
16	1'48.178	28.601	25.538	30.200	23.839	195.3
17	1'48.558	28.921	25.927	30.119	23.591	194.7

13th 69 Rory SKINNER Red Bull MotoGP Roo GBR
Runs=1 Total laps=17 Full laps=16

1	1'57.477	35.821	27.847	29.806	24.003	197.2
2	1'47.915	28.371	25.524	30.177	23.843	196.2
3	1'47.364	28.213	25.701	29.676	23.774	194.9
4	1'50.121	28.165	28.196	29.836	23.924	194.8
5	1'48.432	28.864	25.550	30.040	23.978	197.6
6	1'48.194	28.289	25.733	30.189	23.983	193.6
7	1'48.016	28.204	25.714	30.144	23.954	191.9
8	1'48.267	28.613	25.634	30.108	23.912	195.4
9	1'48.136	28.496	25.589	30.044	24.007	194.2
10	1'48.894	29.153	25.732	30.112	23.897	193.3
11	1'48.783	28.384	26.017	30.234	24.148	195.2
12	1'48.701	29.068	25.722	30.062	23.849	192.8
13	1'48.260	28.480	25.721	30.055	24.004	197.4
14	1'47.730	28.484	25.531	29.855	23.860	195.4
15	1'48.161	28.672	25.698	29.954	23.837	194.9
16	1'48.099	28.584	25.573	30.056	23.886	192.8
17	1'48.393	28.795	25.761	29.909	23.928	194.8

15th 24 Xavier ARTIGAS Red Bull MotoGP Roo SPA
Runs=1 Total laps=17 Full laps=16

1	2'02.644	38.467	29.602	30.435	24.140	195.3
2	1'49.033	28.760	25.781	30.388	24.104	196.0
3	1'48.293	28.704	25.535	30.152	23.902	196.5
4	1'48.150	28.610	25.537	30.147	23.856	196.3
5	1'48.055	28.486	25.482	29.963	24.124	200.4
6	1'47.405	28.347	25.477	29.869	23.712	197.3
7	1'47.661	28.385	25.522	29.919	23.835	195.9
8	1'47.583	28.367	25.456	30.042	23.718	196.0
9	1'47.805	28.336	25.493	30.065	23.911	195.9
10	1'48.217	28.893	25.445	30.081	23.798	197.5
11	1'48.174	28.603	25.517	30.047	24.007	196.4
12	1'48.286	28.550	25.478	30.563	23.695	199.5
13	1'48.339	28.651	25.357	30.529	23.802	197.8
14	1'48.154	28.804	25.427	30.194	23.729	196.1
15	1'47.728	28.476	25.459	30.011	23.782	197.5
16	1'47.983	28.604	25.359	30.186	23.834	195.7
17	1'48.101	28.570	25.429	30.367	23.735	196.5

16th 11 Gabriele GIANNINI Red Bull MotoGP Roo ITA
Runs=1 Total laps=17 Full laps=16

1	1'58.710	37.260	26.391	30.789	24.270	193.7
2	1'49.375	28.623	26.034	30.603	24.115	191.0
3	1'48.575	28.569	25.834	30.353	23.819	193.1
4	1'48.244	28.364	25.629	30.396	23.855	191.3
5	1'47.860	28.308	25.651	30.153	23.748	192.1
6	1'48.205	28.394	25.765	30.262	23.784	192.0
7	1'47.951	28.328	25.809	30.129	23.685	192.3
8	1'47.948	28.358	25.737	30.057	23.796	193.4
9	1'48.133	28.158	25.821	30.250	23.904	193.6
10	1'48.236	28.392	25.741	30.318	23.785	194.6
11	1'48.237	28.314	25.753	30.225	23.945	195.6
12	1'49.216	29.272	25.981	30.089	23.874	194.6
13	1'48.903	28.344	26.035	30.501	24.023	190.6
14	1'48.576	28.402	25.710	30.506	23.958	189.0

Fastest Lap: Ai OGURA Red Bull MotoGP Roo JPN **1'45.366** 27.693 24.806 29.488 23.379

DORNA DATA PROCESSING TIMING SERVICE DORNA DATA PROCESSING TIMING SERVICE DORNA DATA PROCESSING TIMING SERVICE DORNA DATA PROCESSING TIMING SERVICE DORNA DATA PROCESSING TIMING SERVICE DORNA DATA PROCESSING TIMING SERVICE DORNA DATA PROCESSING TIMING SERVICE DORNA DATA PROCCEESSS



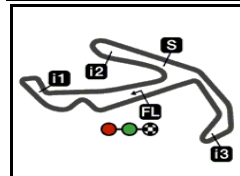
Race

RookiesCup

Lap	Lap Time	T1	T2	T3	T4	Speed	Lap	Lap Time	T1	T2	T3	T4	Speed
15	1'47.956	28.298	25.635	30.175	23.848	192.6	11	1'48.637	28.400	26.077	30.169	23.991	192.5
16	1'47.879	28.273	25.624	30.304	23.678	190.5	12	1'48.415	28.388	25.795	30.378	23.854	192.1
17	1'47.959	28.348	25.710	30.096	23.805	192.1	13	1'48.397	28.299	25.706	30.263	24.129	193.6
17th 36 Beatriz NEILA Red Bull MotoGP Roo SPA							20th 82 Loran FABER Red Bull MotoGP Roo NED						
Runs=1 Total laps=17 Full laps=16							Runs=1 Total laps=14 Full laps=12						
1	1'59.296	38.292	26.614	30.093	24.297	198.6	1	1'58.961	38.027	25.993	30.644	24.297	199.2
2	1'49.476	28.936	25.868	30.463	24.209	196.1	2	1'49.341	28.891	25.804	30.625	24.021	196.8
3	1'49.303	29.007	26.042	30.220	24.034	198.6	3	1'48.761	28.816	25.671	30.363	23.911	199.0
4	1'48.688	28.702	25.772	30.133	24.081	196.6	4	1'48.554	28.588	25.785	30.269	23.912	197.6
5	1'48.361	28.595	25.893	29.952	23.921	197.5	5	1'48.223	28.568	25.679	30.167	23.809	197.8
6	1'48.125	28.453	25.772	29.983	23.917	197.1	6	1'47.897	28.531	25.540	30.055	23.771	196.9
7	1'48.523	28.599	25.859	30.050	24.015	196.6	7	1'47.681	28.354	25.627	29.975	23.725	197.2
8	1'48.319	28.417	25.910	30.168	23.824	194.9	8	1'47.677	28.383	25.489	30.178	23.627	198.3
9	1'49.138	28.493	26.118	30.373	24.154	193.3	9	1'48.179	28.334	25.467	30.097	24.281	197.5
10	1'49.310	28.755	25.999	30.392	24.164	194.1	10	1'48.326	28.926	25.584	30.114	23.702	200.5
11	1'49.842	28.722	26.375	30.481	24.264	193.0	11	1'48.323	28.513	25.599	30.243	23.968	195.7
12	1'49.257	28.596	26.142	30.361	24.158	192.5	12	1'49.179	29.262	25.763	30.317	23.837	198.6
13	1'49.109	28.734	25.932	30.188	24.255	193.2	13	1'48.081	28.277	25.656	30.385	23.763	195.0
14	1'49.868	28.581	26.003	31.030	24.254	192.1	unfinished	28.324	25.342				195.1
15	1'49.106	28.653	25.917	30.417	24.119	192.3	21st 20 Omar BONOLI Red Bull MotoGP Roo ITA						
16	1'49.077	28.704	25.874	30.301	24.198	192.3	Runs=1 Total laps=9 Full laps=8						
17	1'49.727	28.866	25.867	30.686	24.308	191.8	1	1'54.226	35.653	25.344	29.671	23.558	194.6
18th 22 Peetu PAAVILAINE Red Bull MotoGP Roo FIN							2	1'47.389	28.411	25.244	30.003	23.731	193.5
Runs=1 Total laps=17 Full laps=16							3	1'46.371	27.917	25.216	29.592	23.646	194.9
1	2'00.210	38.661	26.894	30.215	24.440	198.0	4	1'46.666	28.012	25.350	29.775	23.529	194.1
2	1'49.448	28.763	26.083	30.257	24.345	195.4	5	1'45.653	27.825	25.102	29.466	23.260	194.5
3	1'48.826	28.888	25.891	29.849	24.198	198.6	6	1'45.437	27.678	25.047	29.411	23.301	194.5
4	1'48.978	28.689	25.661	30.313	24.315	195.3	7	1'45.793	27.649	25.023	29.728	23.393	195.8
5	1'48.748	28.560	25.950	29.903	24.335	194.8	8	1'45.874	27.813	25.187	29.650	23.224	194.1
6	1'48.592	28.711	25.851	29.944	24.086	195.3	9	1'46.531	28.079	25.163	29.915	23.374	190.4
7	1'48.804	28.494	25.951	30.067	24.292	192.8	22nd 65 Can ÖNCÜ Red Bull MotoGP Roo TUR						
8	1'49.965	28.940	26.375	30.485	24.165	191.2	Runs=1 Total laps=2 Full laps=0						
9	1'50.052	28.740	26.322	30.614	24.376	191.4	1	1'54.488	35.252	25.451	29.948	23.837	195.5
10	1'51.384	29.252	26.640	30.879	24.613	190.9	unfinished	28.332	25.113				
11	1'51.182	29.161	26.521	30.797	24.703	191.6	23rd 13 Walid SOPPE Red Bull MotoGP Roo NED						
12	1'50.528	28.878	26.441	30.760	24.449	190.7	Runs=1 Total laps=1 Full laps=0						
13	1'51.044	29.023	26.335	30.563	25.123	191.2	unfinished	36.024					
14	1'50.358	28.898	26.289	30.701	24.470	190.6	24th 6 Ryusei YAMANAKA Red Bull MotoGP Roo JPN						
15	1'50.987	29.177	26.434	30.741	24.635	191.0	Runs=1 Total laps=1 Full laps=0						
16	1'50.066	28.809	26.161	30.585	24.511	190.9	PIT	36.165	1'11.777	49.036	24.526	115.3	
17	1'51.221	28.944	26.402	31.126	24.749	190.1							
19th 28 Adrian CARRASCO Red Bull MotoGP Roo SPA													
Runs=1 Total laps=17 Full laps=16													
1	2'45.941	36.501	1'13.382	31.502	24.556	192.8							
2	1'49.651	28.880	26.198	30.341	24.232	193.7							
3	1'48.636	28.507	25.890	30.243	23.996	193.0							
4	1'48.184	28.238	26.109	29.964	23.873	194.8							
5	1'48.339	28.390	25.924	30.153	23.872	193.8							
6	1'48.008	28.276	26.009	29.986	23.737	193.4							
7	1'48.634	28.148	25.935	30.198	24.353	193.5							
8	1'48.275	28.254	25.847	30.122	24.052	193.3							
9	1'49.193	28.546	26.076	30.462	24.109	192.0							
10	1'48.788	28.498	25.948	30.333	24.009	192.7							

Fastest Lap: Ai OGURA Red Bull MotoGP Roo JPN **1'45.366** 27.693 24.806 29.488 23.379

DORNA DATA PROCESSING TIMING SERVICE DORNA DATA PROCESSING TIMING SERVICE DORNA DATA PROCESSING TIMING SERVICE DORNA DATA PROCESSING TIMING SERVICE DORNA DATA PROCESSING TIMING SERVICE DORNA DATA PROCESSING TIMING SERVICE DORNA DATA PROCCESSS



4226 m.

TRIBUL MASTERCARD GP S.MARINO E RIVIERA DI RIMINI**RookiesCup****Race****Analysis by Lap****26****Num Lap Time Gap**

Num	Lap	Time	Gap
Lap 1			
43		1'48.075	6.967
21		1'47.937	7.255
44		1'48.232	9.388
11		1'48.575	9.921
82		1'48.761	10.324
19		1'48.415	10.601
36		1'49.303	11.336
22		1'48.826	11.745
24		1'48.293	13.231
28		1'48.636	57.489
Lap 2			
81		1'46.694	
39		1'46.644	0.056
52		1'46.591	0.133
20		1'47.389	1.206
12		1'47.070	1.715
79		1'48.274	1.779
40		1'47.163	2.602
83		1'46.940	2.939
14		1'47.338	3.851
69		1'47.915	4.983
9		1'48.269	5.058
43		1'48.024	5.222
21		1'47.878	5.648
44		1'49.453	7.486
11		1'49.375	7.676
82		1'49.341	7.893
36		1'49.476	8.363
19		1'49.485	8.516
22		1'49.448	9.249
24		1'49.033	11.268
28		1'49.651	55.183
Lap 3			
39		1'46.274	
81		1'46.574	0.244
20		1'46.371	1.247
79		1'45.977	1.426
52		1'47.803	1.606
12		1'46.232	1.617
40		1'46.614	2.886
83		1'47.217	3.826
14		1'47.032	4.553
69		1'47.364	6.017
9		1'48.101	6.829
Lap 4			
39		1'46.283	
81		1'46.446	0.407
79		1'46.105	1.248
20		1'46.666	1.630
12		1'46.470	1.804
52		1'46.675	1.998
40		1'47.069	3.672
83		1'47.237	4.780
14		1'46.949	5.219
43		1'48.509	9.193
9		1'48.674	9.220
21		1'48.580	9.552
69		1'50.121	9.855
44		1'48.143	11.248
11		1'48.244	11.882
82		1'48.554	12.595
19		1'48.407	12.725
36		1'48.688	13.741
22		1'48.978	14.440
24		1'48.150	15.098
28		1'48.184	59.390
Lap 5			
39		1'45.987	
81		1'45.904	0.324
79		1'45.653	0.914
20		1'45.653	1.296
12		1'46.064	1.881
52		1'46.543	2.554
40		1'46.876	4.561
83		1'47.191	5.984
14		1'46.842	6.074
43		1'48.785	11.991
69		1'48.432	12.300
9		1'49.350	12.583
21		1'49.144	12.709
44		1'47.540	12.801
11		1'47.860	13.755
82		1'48.223	14.831
19		1'48.709	15.447
36		1'48.361	16.115
24		1'48.055	17.166
22		1'48.748	17.201
28		1'48.339	1'01.742
Lap 6			
39		1'45.655	
81		1'45.579	0.248
Lap 7			
81		1'46.236	
79		1'45.874	0.136
39		1'46.797	0.313
20		1'45.793	0.387
12		1'46.293	2.284
52		1'46.774	3.850
40		1'47.110	6.867
14		1'46.317	6.901
83		1'46.650	7.385
43		1'47.978	15.849
44		1'47.599	16.034
69		1'48.016	16.371
9		1'47.839	16.475
21		1'47.944	16.781
11		1'47.951	17.772
82		1'47.681	18.270
19		1'47.158	18.486
24		1'47.661	20.093
36		1'48.523	20.624
22		1'48.804	22.458
28		1'48.634	1'06.245
Lap 8			
79		1'45.896	
81		1'46.172	0.140
20		1'45.874	0.229
39		1'46.420	0.701
12		1'46.830	3.082
52		1'46.927	4.745
14		1'47.163	8.032
40		1'47.249	8.084
83		1'46.937	8.290
44		1'48.118	18.120
43		1'48.474	18.291
69		1'48.267	18.606
9		1'48.490	18.933
21		1'48.510	19.259
11		1'47.948	19.688
82		1'47.677	19.915
Lap 9			
79		1'45.718	
39		1'45.739	0.722
81		1'46.383	0.805
20		1'46.531	1.042
12		1'47.015	4.379
52		1'46.788	5.815
14		1'47.677	9.991
40		1'47.680	10.046
83		1'47.684	10.256
44		1'48.380	20.782
43		1'48.272	20.845
69		1'48.136	21.024
9		1'47.923	21.138
21		1'47.872	21.413
11		1'48.133	22.103
82		1'48.179	22.376
19		1'48.092	22.462
24		1'47.805	23.731
36		1'49.138	26.331
22		1'50.052	30.725
28		1'49.193	1'11.963
Lap 10			
79		1'45.571	
39		1'45.487	0.638
81		1'45.618	0.852
12		1'47.549	6.357
52		1'46.773	7.017
14		1'48.084	12.504
40		1'48.094	12.569
83		1'48.054	12.739
44		1'48.302	23.513
43		1'48.309	23.583
9		1'48.158	23.725
69		1'48.894	24.347
21		1'48.675	24.517
11		1'48.236	24.768
19		1'47.943	24.834
82		1'48.326	25.131
24		1'48.217	26.377
36		1'49.310	30.070
22		1'51.384	36.538
28		1'48.788	1'15.180
Lap 11			
79		1'45.628	
39		1'45.265	0.275
81		1'45.293	0.517
52		1'46.836	8.225
12		1'47.839	8.568
83		1'47.640	14.751
40		1'47.939	14.880
14		1'48.153	15.029
Lap 12			
79		1'45.948	
39		1'45.738	0.065
81		1'45.589	0.158
52		1'46.947	9.224
12		1'46.915	9.535
83		1'47.385	16.188
14		1'47.265	16.346
40		1'47.562	16.494
43		1'48.436	29.225
44		1'48.610	29.346
9		1'48.594	29.453
21		1'48.619	29.700
69		1'48.701	30.255
19		1'48.764	30.389
11		1'49.216	30.645
82		1'49.179	31.057
24		1'48.286	31.261
36		1'49.257	37.593
22		1'50.528	46.672
28		1'48.415	1'20.656
Lap 13			
81		1'46.035	
39		1'46.302	0.174
79		1'46.644	0.451
52		1'46.721	9.752
12		1'46.682	10.024
83		1'47.246	17.241
14		1'47.336	17.489
40		1'47.302	17.603
43		1'48.027	31.059
44		1'48.151	31.304
21		1'48.028	31.535
9		1'48.346	31.606
19		1'47.616	31.812
69		1'48.260	32.322
82		1'48.081	32.945
11		1'48.903	33.355
24		1'48.339	33.407
36		1'49.109	40.509
22		1'51.044	51.523
28		1'48.397	1'22.860
Lap 14			
81		1'46.136	
39		1'46.181	0.219

 Lapped rider

DORNA DATA PROCESSING TIMING SERVICE DORNA DATA PROCESSING TIMING SERVICE DORNA DATA PROCESSING TIMING SERVICE DORNA DATA PROCESSING TIMING SERVICE DORNA DATA PROCESSING TIMING SERVICE DORNA DATA PROCESSING TIMING SERVICE DORNA DATA PROCESSING TIMING SERVICE DORNA DATA PROCESSING TIMING SERVICE DORNA DATA PROCESSING TIMING SERVICE DORNA DATA PROCESSING TIMING SERVICE DORNA DATA

<i>Num</i>	<i>Lap Time</i>	<i>Gap</i>			
79	1'46.103	0.418	43	1'48.408	39.215
52	1'46.893	10.509	9	1'48.221	39.361
12	1'46.957	10.845	21	1'48.558	39.572
83	1'47.048	18.153	69	1'48.393	40.079
14	1'46.986	18.339	19	1'48.890	40.275
40	1'47.029	18.496	24	1'48.101	40.747
43	1'47.912	32.835	11	1'47.959	41.099
44	1'47.751	32.919	36	1'49.727	53.661
21	1'47.789	33.188	22	1'51.221	1'09.529
9	1'47.868	33.338	28	1'49.621	1'33.066
19	1'47.777	33.453			
69	1'47.730	33.916			
24	1'48.154	35.425			
11	1'48.576	35.795			
36	1'49.868	44.241			
22	1'50.358	55.745			
28	1'48.687	1'25.411			

Lap 15

81	1'46.668	
39	1'46.542	0.093
79	1'46.399	0.149
52	1'46.773	10.614
12	1'46.898	11.075
14	1'47.775	19.446
83	1'48.048	19.533
40	1'47.804	19.632
43	1'48.243	34.410
44	1'48.300	34.551
21	1'48.138	34.658
9	1'48.128	34.798
19	1'48.278	35.063
69	1'48.161	35.409
24	1'47.728	36.485
11	1'47.956	37.083
36	1'49.106	46.679
22	1'50.987	1'00.064
28	1'48.327	1'27.070

Lap 16

81	1'46.166	
79	1'46.307	0.290
39	1'46.410	0.337
52	1'46.654	11.102
12	1'46.566	11.475
14	1'47.950	21.230
83	1'47.901	21.268
40	1'47.920	21.386
44	1'48.052	36.437
43	1'48.219	36.463
21	1'48.178	36.670
9	1'48.164	36.796
19	1'48.144	37.041
69	1'48.099	37.342
24	1'47.983	38.302
11	1'47.879	38.796
36	1'49.077	49.590
22	1'50.066	1'03.964
28	1'48.197	1'29.101

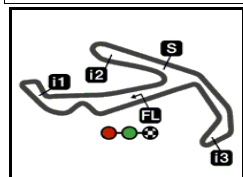
Lap 17

79	1'45.366	
39	1'45.838	0.519
81	1'46.321	0.665
52	1'46.578	12.024
12	1'46.621	12.440
14	1'47.898	23.472
40	1'47.796	23.526
83	1'48.017	23.629
44	1'48.030	38.811

Lapped rider

DORNA DATA PROCESSING TIMING SERVICE DORNA DATA PROCESSING TIMING SERVICE DORNA DATA PROCESSING TIMING SERVICE DORNA DATA PROCESSING TIMING SERVICE DORNA DATA PROCESSING TIMING SERVICE DORNA DATA PROCESSING TIMING SERVICE DORNA DATA PROCESSING TIMING SERVICE DORNA DATA PROCCESSES





4226 m.

2017 Riders Performance

(Qualifying Position - Starting Position - Race Position)

28

Rider	Points	SPA	SPA	NED	NED	GER	GER	CZE	CZE	AUT	AUT	RSM	ARA	ARA					
1 MASAKI Kazuki	169	3	3	9	9	9	9	1	1	3	3	2							
		3-3	3-5	9-2	9-3	9-10	9-3	1-3	1-13	3-2	2-1	2-2	-	-	-	-	-	-	-
2 ÖNCÜ Can	154	8	8	1	1	1	1	3	3	2	2	4							
		8-18	8-3	1-1	1-1	1-3	1-1	3-1	3-NC	2-14	1-2	4-NC	-	-	-	-	-	-	-
3 VIU Aleix	142	4	4	4	4	2	2	4	4	4	4	1							
		4-5	4-1	3-3	4-2	2-15	2-2	4-4	4-7	4-10	3-11	1-3	-	-	-	-	-	-	-
4 ÖNCÜ Deniz	112	12	12	5	5	10	10	7	7	7	7	9							
		12-NL	12-9	4-11	5-5	10-1	10-NC	7-9	7-1	7-8	6-5	9-4	-	-	-	-	-	-	-
5 MEGGLE Matthias	108	18	18	11	11	8	8	9	9	12	12	8							
		18-9	18-8	11-4	11-16	8-8	8-6	8-2	8-4	12-5	11-8	8-6	-	-	-	-	-	-	-
6 OGURA Ai	104	1	1					2	2	1	-1	3							
		1-2	1-4	-	-	-	-	2-19	2-11	1-1	22-3	3-1	-	-	-	-	-	-	-
7 YAMANAKA Ryusei	100	5	5	12	12	15	15	5	5	6	6	12							
		5-NL	5-6	12-10	12-6	15-9	15-5	5-5	5-3	6-3	5-4	12-NL	-	-	-	-	-	-	-
8 ORGIS Kevin	77	21	21	3	3	6	6	23	23	18	18	17							
		21-12	21-NC	2-8	3-14	6-2	6-10	22-6	21-2	18-19	17-20	17-9	-	-	-	-	-	-	-
9 BONOLI Omar	70	6	6	6	6	3	3			10	0	5							
		6-6	6-7	6-7	6-7	3-19	3-4	-NS	-NS	10-6	9-6	5-NC	-	-	-	-	-	-	-
10 CARRASCO Adrian	66	13	13	17	17	4	4	19	19	8	8	18							
		13-NL	13-10	17-DS	17-NC	4-4	4-7	18-10	17-6	8-4	7-7	18-19	-	-	-	-	-	-	-
11 GARCIA Steward	66	15	15	18	18	13	13	16	16	15	15	14							
		15-8	15-NC	18-15	18-4	13-5	13-9	15-11	15-NC	15-7	14-10	14-10	-	-	-	-	-	-	-
12 KAWAKAMI Meikon	62	16	16	8	8	14	14	6	6	5	-5	11							
		16-10	16-11	8-9	8-NC	14-6	14-14	6-8	6-5	5-11	23-21	11-8	-	-	-	-	-	-	-

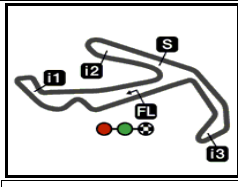
NC=Not classified NL=Not finished first lap NP=Not started race re-start N2=Not finished first lap race re-start EX=Excluded NS=Not Started DS=Disqualified

DORNA DATA PROCESSING TIMING SERVICE DORNA DATA PROCESSING TIMING SERVICE DORNA DATA PROCESSING TIMING SERVICE DORNA DATA PROCESSING TIMING SERVICE DORNA DATA PROCESSING TIMING SERVICE DORNA DATA PROCESSING TIMING SERVICE DORNA DATA PROCESSING TIMING SERVICE DORNA DATA PROCESSING TIMING SERVICE DORNA DATA PROCESSING TIMING SERVICE DORNA DATA PROCESSING TIMING SERVICE DORNA DATA PROCESSING

Rider		Points	SPA	SPA	NED	NED	GER	GER	CZE	CZE	AUT	AUT	RSM	ARA	ARA					
13	SKINNER Rory	58	9	9	2	2	12	12	14	14	9	9	7							
			9-1	9-NC	5-5	2-9	12-17	12-15	13-12	13-NC	9-NL	8-9	7-13	-	-	-	-	-	-	-
14	SALAC Filip	44	2	2					18				6							
			2-4	2-2	-	-	-	-	17-NC	-NS	-	-	6-5	-	-	-	-	-	-	-
15	SOPPE Walid	43	11	11	7	7	7	7	13	13	17	17	10							
			11-NC	11-NC	7-6	7-18	7-12	7-8	12-7	12-12	17-12	16-12	10-NL	-	-	-	-	-	-	-
16	ARTIGAS Xavier	34	17	17	14	14	16	16	0	0	13	13	24							
			17-11	17-17	14-18	14-11	16-7	16-13	9-13	9-NC	13-9	12-15	24-15	-	-	-	-	-	-	-
17	KELLY Sean	29	14	14	22	22	21	21	20	20	11	11	13							
			14-7	14-NC	22-NC	22-17	19-21	21-20	19-17	18-8	11-21	10-13	13-7	-	-	-	-	-	-	-
18	DE VITS Sasha	26	22	22	19	19	18	18	12	12	16	16	16							
			22-13	22-15	19-16	19-8	17-13	18-17	11-16	11-10	16-18	15-16	16-11	-	-	-	-	-	-	-
19	STEEMAN Victor	25	7	7	16	16	17	17	11	11	14	14	15							
			7-NL	7-12	16-17	16-12	22-23	17-11	10-15	10-9	14-17	13-NC	15-12	-	-	-	-	-	-	-
20	PAAVILAINEN Peetu	13			10	10	5	5					23							
			-	-	10-12	10-NC	5-11	5-12	-	-	-	-	23-18	-	-	-	-	-	-	-
21	JONES Dan	11	23	23	15	15	11	11												
			23-17	23-16	15-13	15-10	11-14	11-NC	-	-	-	-	-	-	-	-	-	-	-	-
22	FABER Loran	10	19	19	13	13	20	20	15	15	21	21	19							
			19-16	19-18	13-14	13-13	18-18	20-16	23-NC	14-16	21-13	20-14	19-NC	-	-	-	-	-	-	-
23	GIANNINI Gabriele	10	10	10	21	21	19	19	21	21	22	22	20							
			10-14	10-13	21-19	21-15	23-16	19-18	20-14	19-14	22-20	21-18	20-16	-	-	-	-	-	-	-
24	BARTALESI Lorenzo	7	20	20	20	20	22	22	17	17	19	19	21							
			20-15	20-14	20-20	20-NC	20-20	22-19	16-18	16-15	19-15	18-19	21-14	-	-	-	-	-	-	-
25	NEILA Beatriz	0			23	23	23	23	22	22	20	20	22							
			-	-	23-NC	23-19	21-22	23-21	21-20	20-17	20-16	19-17	22-17	-	-	-	-	-	-	-

NC=Not classified NL=Not finished first lap NP=Not started race re-start N2=Not finished first lap race re-start EX=Excluded NS=Not Started DS=Disqualified

DORNA DATA PROCESSING TIMING SERVICE DORNA DATA PROCESSING TIMING SERVICE DORNA DATA PROCESSING TIMING SERVICE DORNA DATA PROCESSING TIMING SERVICE DORNA DATA PROCESSING TIMING SERVICE DORNA DATA PROCESSING TIMING SERVICE DORNA DATA PROCESSING TIMING SERVICE DORNA DATA PROCESSING TIMING SERVICE DORNA DATA PROCESSING TIMING SERVICE DORNA DATA PROCCESSSS



4226 m.

TRIBUL MASTERCARD GP S.MARINO E RIVIERA DI RIMINI Official Starting Grid

Race : 17 laps = 71.842 km

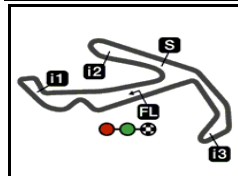


1	1 1'45.023 81 Aleix VIU KTM	2 1'45.343 39 Kazuki MASAki KTM	3 1'45.413 79 Ai OGURA KTM
2	4 1'45.796 65 Can ÖNCÜ KTM	5 1'45.800 20 Omar BONOLI KTM	6 1'46.184 12 Filip SALAC KTM
3	7 1'46.208 69 Rory SKINNER KTM	8 1'46.234 14 Matthias MEGGLE KTM	9 1'46.249 52 Deniz ÖNCÜ KTM
4	10 1'46.309 13 Walid SOPPE KTM	11 1'46.378 83 Meikon KAWAKAMI KTM	12 1'46.568 6 Ryusei YAMANAKA KTM
5	13 1'46.845 40 Sean KELLY KTM	14 1'47.030 43 Steward GARCIA KTM	15 1'47.151 21 Victor STEEMAN KTM
6	16 1'47.173 9 Sasha DE VITS KTM	17 1'47.214 44 Kevin ORGIS KTM	18 1'47.278 28 Adrian CARRASCO KTM
7	19 1'47.574 82 Loran FABER KTM	20 1'48.095 11 Gabriele GIANNINI KTM	21 1'48.288 19 Lorenzo BARTALESi KTM
8	22 1'48.471 36 Beatriz NEILA KTM	23 1'48.568 22 Peetu PAAVILAINEN KTM	24 1'48.828 24 Xavier ARTIGAS KTM

The results are provisional until the end of the limit for protest and appeals and until the ratification of the Event Management Committee.

Time limit for protest expires 60' at the latest after publication of the results - Mr. Time:

DORNA DATA PROCESSING TIMING SERVICE DORNA DATA PROCESSING TIMING SERVICE DORNA DATA PROCESSING TIMING SERVICE DORNA DATA PROCESSING TIMING SERVICE DORNA DATA PROCESSING TIMING SERVICE DORNA DATA PROCESSING TIMING SERVICE DORNA DATA PROCESSING TIMING SERVICE DORNA DATA PROCESSING TIMING SERVICE DORNA DATA PROCESSING TIMING SERVICE DORNA DATA PROCESSING TIMING SERVICE DORNA DATA PROCESSING TIMING SERVICE DORNA DATA PROCESSES



4226 m.

TRIBUL MASTERCARD GP S.MARINO E RIVIERA DI RIMINI

Race

Top Speed & Average

Rookies Cup



<i>Rider</i>	<i>Nation</i>	<i>Motorcycle</i>	<i>Top 5 speeds</i>					<i>Average</i>	<i>Top</i>
52 Deniz ÖNCÜ	TUR	KTM	202.7	201.3	200.4	199.5	198.9	200.6	202.7
82 Loran FABER	NED	KTM	200.5	199.2	199.0	198.6	198.3	199.1	200.5
24 Xavier ARTIGAS	SPA	KTM	200.4	199.5	197.8	197.5	197.5	198.5	200.4
79 Ai OGURA	JPN	KTM	200.1	197.8	197.6	197.6	197.2	198.1	200.1
9 Sasha DE VITS	BEL	KTM	199.8	198.8	198.4	198.2	197.5	198.5	199.8
12 Filip SALAC	CZE	KTM	199.7	197.8	197.6	197.5	197.4	198.0	199.7
44 Kevin ORGIS	GER	KTM	199.1	198.7	197.4	197.3	197.2	197.9	199.1
36 Beatriz NEILA	SPA	KTM	198.6	198.6	197.5	197.1	196.6	197.5	198.6
22 Peetu PAAVILAINEN	FIN	KTM	198.6	198.0	195.4	195.3	195.3	196.5	198.6
14 Matthias MEGGLE	GER	KTM	198.1	198.1	197.5	197.5	196.7	197.6	198.1
39 Kazuki MASAKI	JPN	KTM	198.1	197.9	197.4	196.7	196.4	197.3	198.1
21 Victor STEEMAN	NED	KTM	197.8	197.5	196.8	196.7	196.4	196.9	197.8
69 Rory SKINNER	GBR	KTM	197.6	197.4	197.2	196.2	195.4	196.5	197.6
40 Sean KELLY	USA	KTM	197.5	197.1	196.3	195.8	195.4	196.4	197.5
43 Steward GARCIA	COL	KTM	197.4	196.3	196.3	195.0	194.8	196.0	197.4
81 Aleix VIU	SPA	KTM	197.0	195.8	195.1	195.1	195.0	195.6	197.0
83 Meikon KAWAKAMI	BRA	KTM	197.0	196.1	195.7	195.4	195.2	195.8	197.0
19 Lorenzo BARTALESI	ITA	KTM	196.9	196.3	196.3	196.3	196.2	196.4	196.9
20 Omar BONOLI	ITA	KTM	195.8	194.9	194.6	194.5	194.5	194.9	195.8
11 Gabriele GIANNINI	ITA	KTM	195.6	194.6	194.6	193.7	193.6	194.4	195.6
65 Can ÖNCÜ	TUR	KTM	195.5					195.5	195.5
28 Adrian CARRASCO	SPA	KTM	194.8	193.8	193.7	193.6	193.5	193.8	194.8
6 Ryusei YAMANAKA	JPN	KTM	115.3					115.3	115.3

