


5077 m.

GRAN PREMIO MOVISTAR DE ARAGÓN**Free Practice Nr. 1****Classification**

3

	<i>Rider</i>	<i>Nation</i>	<i>Team</i>	<i>Motorcycle</i>	<i>Time</i>	<i>Lap Total</i>	<i>Gap</i>	<i>Top Speed</i>
1	65 Can ÖNCÜ	TUR	Red Bull MotoGP Rookies Cup	KTM	2'15.553	13 13		213.4
2	79 Ai OGURA	JPN	Red Bull MotoGP Rookies Cup	KTM	2'16.477	13 13	0.924 0.924	219.5
3	81 Aleix VIU	SPA	Red Bull MotoGP Rookies Cup	KTM	2'16.662	10 12	1.109 0.185	217.1
4	43 Steward GARCIA	COL	Red Bull MotoGP Rookies Cup	KTM	2'16.705	13 13	1.152 0.043	216.0
5	12 Filip SALAC	CZE	Red Bull MotoGP Rookies Cup	KTM	2'18.032	9 10	2.479 1.327	219.2
6	83 Meikon KAWAKAMI	BRA	Red Bull MotoGP Rookies Cup	KTM	2'18.680	10 10	3.127 0.648	216.0
7	40 Sean KELLY	USA	Red Bull MotoGP Rookies Cup	KTM	2'18.810	13 13	3.257 0.130	214.4
8	69 Rory SKINNER	GBR	Red Bull MotoGP Rookies Cup	KTM	2'19.002	13 13	3.449 0.192	212.5
9	28 Adrian CARRASCO	SPA	Red Bull MotoGP Rookies Cup	KTM	2'19.155	12 12	3.602 0.153	213.2
10	39 Kazuki MASAKI	JPN	Red Bull MotoGP Rookies Cup	KTM	2'19.446	13 13	3.893 0.291	214.2
11	4 Dan JONES	GBR	Red Bull MotoGP Rookies Cup	KTM	2'19.480	13 13	3.927 0.034	215.0
12	21 Victor STEEMAN	NED	Red Bull MotoGP Rookies Cup	KTM	2'19.607	11 13	4.054 0.127	217.9
13	6 Ryusei YAMANAKA	JPN	Red Bull MotoGP Rookies Cup	KTM	2'19.655	13 13	4.102 0.048	213.1
14	9 Sasha DE VITS	BEL	Red Bull MotoGP Rookies Cup	KTM	2'19.743	11 13	4.190 0.088	217.6
15	44 Kevin ORGIS	GER	Red Bull MotoGP Rookies Cup	KTM	2'19.792	12 12	4.239 0.049	214.5
16	11 Gabriele GIANNINI	ITA	Red Bull MotoGP Rookies Cup	KTM	2'19.851	12 12	4.298 0.059	208.1
17	19 Lorenzo BARTALESI	ITA	Red Bull MotoGP Rookies Cup	KTM	2'20.560	12 12	5.007 0.709	208.0
18	52 Deniz ÖNCÜ	TUR	Red Bull MotoGP Rookies Cup	KTM	2'21.059	6 7	5.506 0.499	214.7
19	22 Peetu PAAVILAINEN	FIN	Red Bull MotoGP Rookies Cup	KTM	2'21.157	7 7	5.604 0.098	217.1
20	24 Xavier ARTIGAS	SPA	Red Bull MotoGP Rookies Cup	KTM	2'21.213	11 11	5.660 0.056	213.5
21	82 Loran FABER	NED	Red Bull MotoGP Rookies Cup	KTM	2'21.575	9 13	6.022 0.362	211.4
22	20 Omar BONOLI	ITA	Red Bull MotoGP Rookies Cup	KTM	2'21.767	5 5	6.214 0.192	211.7
23	14 Matthias MEGGLE	GER	Red Bull MotoGP Rookies Cup	KTM	2'22.607	4 4	7.054 0.840	207.4
24	36 Beatriz NEILA	SPA	Red Bull MotoGP Rookies Cup	KTM	2'25.014	12 12	9.461 2.407	211.5

Practice condition: Wet

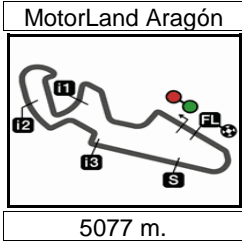
Air: 16°
Humidity: 86%
Ground: 18°

<i>Fastest Lap:</i>	Lap: 13	Can ÖNCÜ	2'15.553	134.8 Km/h
<i>Circuit Record Lap:</i>	2015	Raul FERNANDEZ	2'01.603	150.3 Km/h
<i>Circuit Best Lap:</i>	2015	Raul FERNANDEZ	2'01.603	150.3 Km/h

The results are provisional until the end of the limit for protest and appeals.

Time limit for protest expires 30' after publication of the results - Time:

DORNA DATA PROCESSING TIMING SERVICE DORNA DATA PROCESSING TIMING SERVICE DORNA DATA PROCESSING TIMING SERVICE DORNA DATA PROCESSING TIMING SERVICE DORNA DATA PROCESSING TIMING SERVICE DORNA DATA PROCESSING TIMING SERVICE DORNA DATA PROCESSING



Results and timing service provided by **TISSOT**

Rookies Cup

GRAN PREMIO MOVISTAR DE ARAGÓN

Free Practice Nr. 1

Chronological Analysis of Performances

5

* Lap / Sector time cancelled T1 Time from finish line to 1st intermediate T3 Time from 2nd intermed. to 3rd intermed.
 P Crossing the finish line in pit lane T2 Time from 1st intermed. to 2nd intermed. T4 Time from 3rd intermediate to finish line

Lap	Lap Time	T1	T2	T3	T4	Speed	Lap	Lap Time	T1	T2	T3	T4	Speed		
1st	65	Can ÖNCÜ Red Bull MotoGP Roo TUR						4th	43	Steward GARCIA Red Bull MotoGP Roo COL					
		Runs=1		Total laps=13		Full laps=12				Runs=1		Total laps=13		Full laps=12	
1	2'40.457	38.726	43.073	28.482	34.945	208.9	1	2'50.883	40.686	44.657	30.520	36.894	206.4		
2	2'22.877	41.532	39.768	27.153	34.424	207.2	2	2'27.094	42.769	40.950	27.809	35.566	210.4		
3	2'20.024	40.352	39.026	26.443	34.203	207.7	3	2'23.510	41.205	40.011	27.986	34.308	215.8		
4	2'19.079	40.055	38.550	26.333	34.141	207.1	4	2'22.468	41.200	39.574	27.177	34.517	212.1		
5	2'18.605	39.629	38.551	26.302	34.123	208.0	5	2'22.613	41.332	39.889	26.902	34.490	216.0		
6	2'18.755	39.658	39.147	26.119	33.831	208.1	6	2'20.032	40.709	38.815	26.101	34.407	211.4		
7	2'18.542	39.820	38.708	26.172	33.842	208.1	7	2'19.166	40.027	38.534	26.275	34.330	212.7		
8	2'16.858	39.158	38.328	25.718	33.654	209.3	8	2'28.144	40.253	47.374	26.247	34.270	212.8		
9	2'16.606	39.103	38.292	25.585	33.626	210.3	9	2'20.294	40.418	39.120	26.386	34.370	212.4		
10	2'33.638	53.961	38.876	26.882	33.919	211.9	10	2'19.067	39.927	38.790	25.966	34.384	208.7		
11	2'16.633	38.857	38.431	25.654	33.691	212.3	11	2'18.821	39.905	38.594	26.068	34.254	209.2		
12	2'16.275	39.050	38.355	25.437	33.433	212.0	12	2'17.212	39.451	38.245	25.574	33.942	211.2		
13	2'15.553	38.746	37.909	25.358	33.540	213.4	13	2'16.705	39.295	38.243	25.602	33.565	214.3		
2nd	79	Ai OGURA Red Bull MotoGP Roo JPN						5th	12	Filip SALAC Red Bull MotoGP Roo CZE					
		Runs=1		Total laps=13		Full laps=12				Runs=1		Total laps=10		Full laps=8	
1	2'55.736	38.666	43.036	29.090	36.424	208.2	1	2'51.445	41.161	45.142	30.614	37.815	201.1		
2	2'27.020	42.420	41.245	27.774	35.581	211.1	2	2'28.329	43.634	41.055	28.124	35.516	212.4		
3	2'24.027	41.574	40.272	27.278	34.903	210.5	3	2'23.120	41.383	39.622	27.488	34.627	218.1		
4	2'22.157	40.845	39.613	26.923	34.776	210.1	4	2'22.977	41.208	39.620	27.522	34.627	215.4		
5	2'21.824	41.164	39.309	26.780	34.571	212.6	5	2'21.634	40.587	39.563	27.092	34.392	219.2		
6	2'22.417	41.018	39.543	27.354	34.502	213.9	6	2'21.355	40.481	39.717	26.669	34.488	214.7		
7	2'21.257	40.365	39.137	27.211	34.544	214.9	7	2'20.656	40.483	39.286	26.549	34.338	208.3		
8	2'19.972	40.141	39.283	26.520	34.028	215.7	8	2'18.738	39.721	38.849	26.038	34.130	214.2		
9	2'20.281	40.270	39.199	26.846	33.966	216.9	9	2'18.032	39.584	38.651	26.008	33.789	215.2		
10	2'20.315	40.450	39.039	26.504	34.322	216.8	10	3'18.327 P	39.420	1'21.834	33.915	43.158	198.3		
11	2'17.929	39.643	38.354	25.988	33.944	214.5									
12	2'17.023	39.263	38.141	25.849	33.770	216.3									
13	2'16.477	39.243	38.032	25.713	33.489	219.5									
3rd	81	Alex VIU Red Bull MotoGP Roo SPA						6th	83	Meikon KAWAKAMI Red Bull MotoGP Roo BRA					
		Runs=1		Total laps=12		Full laps=10				Runs=1		Total laps=10		Full laps=9	
1	2'50.724	39.842	44.415	30.461	36.487	204.5	1	2'51.524	40.381	45.149	30.894	36.867	205.5		
2	2'26.964	42.857	40.935	27.773	35.399	209.4	2	2'26.263	42.755	40.578	27.905	35.025	216.0		
3	2'23.409	40.819	40.207	27.631	34.752	208.1	3	2'23.492	40.877	40.202	27.628	34.785	210.7		
4	2'22.257	40.835	39.513	27.093	34.816	208.3	4	2'22.546	40.781	39.558	27.410	34.797	207.8		
5	2'28.724	48.338	39.187	26.615	34.584	208.8	5	2'22.751	41.581	39.501	26.994	34.675	209.3		
6	2'20.187	40.353	39.045	26.656	34.133	209.1	6	2'19.882	40.120	38.885	26.251	34.626	208.1		
7	2'18.853	39.713	38.470	26.385	34.285	208.6	7	2'18.681	39.324	38.761	26.567	34.029	212.5		
8	2'17.458	39.377	38.358	25.969	33.754	210.9	8	2'18.879	39.491	38.540	26.467	34.381	210.0		
9	2'30.153	50.194	39.463	26.298	34.198	207.4	9	2'18.803	39.378	38.732	26.364	34.329	211.9		
10	2'16.662	39.184	37.928	26.093	33.457	217.1	10	2'18.680	39.541	38.846	26.493	33.800	215.2		
11	2'19.834	39.427	38.704	25.974	35.729	212.4									
12	2'42.168 P	47.709	43.019	28.862	42.578	170.6									
7th	40	Sean KELLY Red Bull MotoGP Roo USA													
		Runs=1		Total laps=13		Full laps=12				Runs=1		Total laps=13		Full laps=12	
1	2'42.730	38.487	43.857	29.691	36.123	207.8	1	2'42.730	38.487	43.857	29.691	36.123	207.8		
2	2'27.123	42.607	40.717	28.157	35.642	207.1	2	2'27.123	42.607	40.717	28.157	35.642	207.1		

Fastest Lap: Can ÖNCÜ Red Bull MotoGP Roo TUR **2'15.553** 38.746 37.909 25.358 33.540

DORNA DATA PROCESSING TIMING SERVICE DORNA DATA PROCESSING TIMING SERVICE DORNA DATA PROCESSING TIMING SERVICE DORNA DATA PROCESSING TIMING SERVICE DORNA DATA PROCESSING TIMING SERVICE DORNA DATA PROCESSING TIMING SERVICE DORNA DATA PROCESSING TIMING SERVICE DORNA DATA PROCESSES



Free Practice Nr. 1

RookiesCup

Lap	Lap Time	T1	T2	T3	T4	Speed	Lap	Lap Time	T1	T2	T3	T4	Speed
3	2'24.217	41.357	40.181	27.355	35.324	205.6	12	2'19.681	39.714	39.265	26.108	34.594	211.7
4	2'23.486	40.934	40.028	27.145	35.379	204.5	13	2'19.446	39.648	38.915	26.028	34.855	211.9
5	2'23.319	40.946	39.957	27.401	35.015	206.8							
6	2'21.330	40.368	39.350	26.828	34.784	207.2							
7	2'20.278	39.929	39.349	26.630	34.370	210.8							
8	2'21.582	40.512	39.937	26.953	34.180	214.1							
9	2'19.638	40.116	39.000	26.315	34.207	210.8							
10	2'19.004	39.737	38.837	26.193	34.237	211.4							
11	2'24.907	41.909	41.823	26.533	34.642	209.7							
12	2'19.468	39.995	38.941	26.213	34.319	210.9							
13	2'18.810	39.577	38.811	26.103	34.319	214.4							

8th 69 Rory SKINNER Red Bull MotoGP Roo GBR
Runs=1 Total laps=13 Full laps=12

1	2'39.936	38.232	43.418	28.412	35.786	205.5
2	2'26.293	43.816	39.884	27.310	35.283	207.4
3	2'23.157	40.788	40.074	26.992	35.303	205.5
4	2'25.643	43.729	40.212	27.116	34.586	209.4
5	2'22.323	40.959	39.743	26.960	34.661	208.0
6	2'22.310	40.429	39.842	27.508	34.531	210.8
7	2'21.552	40.480	39.395	26.951	34.726	208.7
8	2'21.697	40.074	40.486	26.562	34.575	208.7
9	2'19.810	39.953	39.015	26.429	34.413	210.7
10	2'19.012	39.467	38.842	26.433	34.270	210.6
11	2'19.848	40.185	38.869	26.373	34.421	210.5
12	2'19.176	39.763	38.651	26.450	34.312	211.5
13	2'19.002	39.748	38.861	26.173	34.220	212.5

9th 28 Adrian CARRASCO Red Bull MotoGP Roo SPA
Runs=2 Total laps=12 Full laps=9

1	2'50.770	40.038	44.915	30.421	36.356	212.2
2	2'26.168	42.495	40.996	27.344	35.333	213.2
3	2'23.771	41.103	40.105	27.541	35.022	207.9
4	2'23.024	40.956	40.031	27.526	34.511	208.2
5	2'22.750	41.050	39.871	26.998	34.831	210.1
6	2'23.834 P	40.979	39.521	26.836	36.498	210.8
7	3'46.155	35.382	40.523	26.782	34.834	210.4
8	2'21.675	40.812	39.736	26.372	34.755	211.2
9	2'21.855	40.635	39.852	26.354	35.014	209.9
10	2'21.364	40.329	39.858	26.348	34.829	211.8
11	2'19.503	39.986	38.994	25.921	34.602	212.5
12	2'19.155	39.601	38.975	26.074	34.505	213.1

10th 39 Kazuki MASAKI Red Bull MotoGP Roo JPN
Runs=1 Total laps=13 Full laps=12

1	2'58.406	37.297	43.399	28.711	36.174	206.8
2	2'25.557	41.723	41.023	27.726	35.085	214.2
3	2'25.209	40.634	40.984	27.789	35.802	209.7
4	2'24.123	41.197	40.396	27.199	35.331	210.1
5	2'23.370	41.305	39.858	27.070	35.137	209.3
6	2'24.184	40.770	40.448	27.202	35.764	207.4
7	2'22.647	40.900	39.865	26.829	35.053	212.7
8	2'23.243	40.853	40.438	26.984	34.968	210.1
9	2'21.781	40.446	39.620	26.588	35.127	210.5
10	2'22.008	40.384	39.731	26.827	35.066	210.8
11	2'20.193	40.078	39.192	26.140	34.783	210.6

11th 4 Dan JONES Red Bull MotoGP Roo GBR
Runs=1 Total laps=13 Full laps=12

1	2'55.513	40.236	45.852	30.439	37.392	207.4
2	2'29.019	43.456	41.375	28.311	35.877	211.9
3	2'25.336	41.435	40.715	27.847	35.339	215.0
4	2'24.984	41.610	40.362	27.431	35.581	210.9
5	2'23.013	41.255	39.954	26.736	35.068	212.0
6	2'22.771	40.730	40.028	26.907	35.106	210.6
7	2'22.399	40.476	39.958	26.822	35.143	207.3
8	2'24.829	41.303	41.154	27.433	34.939	211.1
9	2'21.214	40.420	39.387	26.580	34.827	213.7
10	2'21.841	40.436	39.720	26.705	34.980	213.3
11	2'20.880	40.346	39.431	26.305	34.798	213.0
12	2'20.050	40.043	39.153	26.213	34.641	213.7
13	2'19.480	39.768	39.054	26.099	34.559	214.7

12th 21 Victor STEEMAN Red Bull MotoGP Roo NED
Runs=1 Total laps=13 Full laps=12

1	2'45.933	39.154	43.892	28.978	37.043	207.2
2	2'27.933	42.408	41.314	28.095	36.116	207.7
3	2'25.152	41.368	40.565	27.647	35.572	206.1
4	2'24.293	41.751	40.128	26.986	35.428	206.9
5	2'24.585	41.320	40.608	27.474	35.183	211.1
6	2'22.424	40.689	39.852	26.826	35.057	208.9
7	2'22.102	40.738	39.380	27.021	34.963	210.5
8	2'20.891	40.166	39.576	26.530	34.619	209.1
9	2'20.848	40.265	39.151	26.484	34.948	208.8
10	2'20.843	40.460	39.237	26.337	34.809	211.3
11	2'19.607	40.385	38.869	25.960	34.393	212.7
12	2'24.041	40.802	40.857	26.453	35.929	202.1
13	2'20.282	40.229	39.184	26.417	34.452	217.9

13th 6 Ryusei YAMANAKA Red Bull MotoGP Roo JPN
Runs=1 Total laps=13 Full laps=12

1	2'44.578	39.213	44.831	30.825	36.848	206.7
2	2'28.071	42.659	41.088	28.692	35.632	208.2
3	2'23.254	41.050	40.194	27.029	34.981	207.7
4	2'23.619	41.239	40.081	27.533	34.766	210.0
5	2'23.748	41.088	40.014	27.195	35.451	211.1
6	2'21.166	40.591	39.454	26.445	34.676	210.2
7	2'21.092	40.195	39.191	27.126	34.580	210.3
8	2'20.338	40.265	39.358	26.392	34.323	211.8
9	2'19.883	39.853	39.218	26.518	34.294	212.0
10	2'19.663	39.781	39.111	26.481	34.290	213.1
11	2'20.873	40.028	39.528	26.835	34.482	210.6
12	2'19.720	39.896	39.179	26.351	34.294	210.9
13	2'19.655	39.761	39.053	26.462	34.379	212.4

14th 9 Sasha DE VITS Red Bull MotoGP Roo BEL
Runs=1 Total laps=13 Full laps=12

1	2'49.414	40.103	44.566	29.942	37.666	207.2
2	2'28.203	42.907	40.977	27.926	36.393	209.2
3	2'24.962	41.307	40.562	28.168	34.925	217.6

Fastest Lap: Can ÖNCÜ Red Bull MotoGP Roo TUR **2'15.553** 38.746 37.909 25.358 33.540

DORNA DATA PROCESSING TIMING SERVICE DORNA DATA PROCESSING TIMING SERVICE DORNA DATA PROCESSING TIMING SERVICE DORNA DATA PROCESSING TIMING SERVICE DORNA DATA PROCESSING TIMING SERVICE DORNA DATA PROCESSING TIMING SERVICE DORNA DATA PROCESSING TIMING SERVICE DORNA DATA PROCESSING TIMING SERVICE DORNA DATA PROCESSING TIMING SERVICE DORNA DATA PROCESSING TIMING SERVICE DORNA DATA PROCESSING TIMING SERVICE DORNA DATA PROCCESSS



Free Practice Nr. 1

RookiesCup

Lap	Lap Time	T1	T2	T3	T4	Speed	Lap	Lap Time	T1	T2	T3	T4	Speed	
4	2'22.560	41.153	39.640	27.041	34.726	216.6	18th 52	Deniz ÖNCÜ Red Bull MotoGP Roo TUR						
5	2'23.060	41.154	39.655	27.401	34.850	215.0		Runs=1	Total laps=7	Full laps=6				
6	2'22.293	40.567	39.879	27.089	34.758	216.7		1	2'41.984	37.640	43.772	29.757	35.642	213.7
7	2'21.222	40.368	39.377	26.735	34.742	211.3		2	2'25.796	41.920	40.723	28.533	34.620	213.4
8	2'21.845	40.202	40.174	26.849	34.620	214.9		3	2'22.115	40.788	39.702	27.323	34.302	213.7
9	2'21.000	40.586	39.169	26.939	34.306	214.4		4	2'21.583	40.049	39.907	27.300	34.327	213.9
10	2'20.955	40.867	39.147	26.495	34.446	214.5		5	2'25.991	46.114	39.334	26.725	33.818	214.7
11	2'19.743	40.115	38.964	26.278	34.386	213.3		6	2'21.059	40.455	39.680	26.916	34.008	209.6
12	2'22.535	40.765	39.960	26.507	35.303	209.7	7	2'23.157	42.423	40.223	26.532	33.979	214.1	
13	2'21.207	40.695	39.242	26.468	34.802	212.1								

Lap	Lap Time	T1	T2	T3	T4	Speed
15th 44 Kevin ORGIS Red Bull MotoGP Roo GER						
		Runs=2	Total laps=12	Full laps=9		
1	2'48.690	39.150	43.529	29.204	36.324	212.5
2	2'26.872	42.315	41.175	27.781	35.601	210.2
3	2'23.808	41.248	39.848	27.586	35.126	208.6
4	2'24.287	41.842	39.948	27.717	34.780	207.8
5	2'23.246	41.446	40.426	26.945	34.429	214.5
6	2'23.869	41.074	40.289	27.304	35.202	211.1
7	2'25.200 P	41.451	39.852	27.147	36.750	210.0
8	3'59.852	38.147	41.103	26.898	35.190	207.4
9	2'22.631	41.165	39.699	26.799	34.968	208.1
10	2'21.664	41.054	39.244	26.534	34.832	208.4
11	2'20.082	40.579	39.196	26.151	34.156	211.2
12	2'19.792	40.105	39.032	26.198	34.457	210.7

Lap	Lap Time	T1	T2	T3	T4	Speed
16th 11 Gabriele GIANNINI Red Bull MotoGP Roo ITA						
		Runs=2	Total laps=12	Full laps=9		
1	2'45.754	39.825	44.355	30.327	37.750	201.9
2	2'29.826	43.271	41.217	28.684	36.654	200.8
3	2'26.876	42.165	40.783	28.296	35.632	206.5
4	2'24.581	41.800	39.806	27.796	35.179	208.1
5	2'22.931	40.715	39.471	27.433	35.312	204.8
6	2'22.203	40.652	39.760	26.697	35.094	204.2
7	2'22.835	40.257	39.878	27.811	34.889	206.9
8	2'20.282	39.959	39.208	26.556	34.559	207.4
9	2'20.163	39.872	39.119	26.743	34.429	207.0
10	2'25.249 P	40.071	39.366	26.723	39.089	206.9
11	3'43.869	39.203	40.134	26.316	34.835	205.7
12	2'19.851	39.276	38.642	25.989	35.944	204.2

Lap	Lap Time	T1	T2	T3	T4	Speed
17th 19 Lorenzo BARTALE Red Bull MotoGP Roo ITA						
		Runs=1	Total laps=12	Full laps=11		
1	3'01.243	42.115	47.946	32.714	39.403	201.1
2	2'37.756	45.553	43.691	30.001	38.511	201.3
3	2'33.003	43.983	42.916	29.134	36.970	203.0
4	2'28.755	42.449	41.912	28.580	35.814	204.1
5	2'26.258	41.536	41.287	27.882	35.553	204.9
6	2'24.260	40.716	40.562	27.544	35.438	204.8
7	2'27.531	40.476	39.920	26.680	40.455	205.6
8	2'23.483	41.322	39.825	26.666	35.670	204.9
9	2'22.270	40.531	39.979	26.320	35.440	206.0
10	3'02.717	1'10.926	46.431	28.637	36.723	204.2
11	2'22.664	40.951	40.107	26.582	35.024	207.6
12	2'20.560	40.256	39.296	26.128	34.880	208.0

Lap	Lap Time	T1	T2	T3	T4	Speed
19th 22 Peetu PAAVILAINEN Red Bull MotoGP Roo FIN						
		Runs=1	Total laps=8	Full laps=6		
1	2'48.634	39.896	44.859	30.647	37.434	208.3
2	2'27.395	42.759	40.913	28.469	35.254	214.7
3	2'26.352	42.196	40.781	28.447	34.928	215.9
4	2'21.917	40.959	39.977	26.917	34.064	214.7
5	2'24.247	41.319	40.270	28.107	34.551	212.2
6	2'22.092	41.264	39.658	26.710	34.460	217.1
7	2'21.157	40.869	39.211	26.508	34.569	209.0
	unfinished	39.555				

Lap	Lap Time	T1	T2	T3	T4	Speed
20th 24 Xavier ARTIGAS Red Bull MotoGP Roo SPA						
		Runs=3	Total laps=11	Full laps=6		
1	2'46.315	39.424	44.467	30.461	37.004	212.7
2	2'29.590	43.765	41.871	28.495	35.459	213.1
3	2'25.074	41.472	40.529	28.191	34.882	212.7
4	2'30.192 P	41.670	40.509	29.286	38.727	212.0
5	4'13.086	43.796	42.553	28.812	35.517	208.4
6	2'27.669	40.991	40.342	27.271	39.065	203.1
7	2'30.068 P	41.623	41.019	28.424	39.002	204.3
8	4'23.454	41.268	41.712	28.662	35.563	210.8
9	2'26.313	42.050	41.009	27.944	35.310	212.5
10	2'23.407	41.297	39.794	27.182	35.134	212.6
11	2'21.213	40.491	39.476	26.634	34.612	213.5

Lap	Lap Time	T1	T2	T3	T4	Speed
21st 82 Loran FABER Red Bull MotoGP Roo NED						
		Runs=2	Total laps=13	Full laps=10		
1	2'49.965	40.256	45.102	31.060	37.322	210.7
2	2'31.476	44.827	41.863	28.528	36.258	207.5
3	2'28.102	42.730	41.736	27.991	35.645	211.4
4	2'26.170	42.443	40.800	27.575	35.352	209.7
5	2'24.104	41.835	40.292	26.993	34.984	210.4
6	2'23.722	41.430	39.991	27.102	35.199	209.4
7	2'23.043	41.217	39.920	26.665	35.241	208.6
8	2'23.129	40.965	40.254	26.934	34.976	210.5
9	2'21.575	40.787	39.560	26.514	34.714	209.6
10	2'21.760	40.647	39.715	26.564	34.834	209.5
11	2'21.921	40.979	39.605	26.449	34.888	210.3
12	2'25.504 P	40.589	39.560	26.574	38.781	210.6
13	2'50.095	36.499	40.445	27.159	35.144	210.9

Lap	Lap Time	T1	T2	T3	T4	Speed
22nd 20 Omar BONOLI Red Bull MotoGP Roo ITA						
		Runs=1	Total laps=5	Full laps=4		
1	2'51.283	40.805	44.942	30.334	37.532	204.1
2	2'27.260	42.905	40.960	27.992	35.403	209.5
3	2'24.760	41.008	40.293	28.059	35.400	210.5

Fastest Lap: Can ÖNCÜ Red Bull MotoGP Roo TUR **2'15.553** 38.746 37.909 25.358 33.540

DORNA DATA PROCESSING TIMING SERVICE DORNA DATA PROCESSING TIMING SERVICE DORNA DATA PROCESSING TIMING SERVICE DORNA DATA PROCESSING TIMING SERVICE DORNA DATA PROCESSING TIMING SERVICE DORNA DATA PROCESSING TIMING SERVICE DORNA DATA PROCESSING TIMING SERVICE DORNA DATA PROCESSING TIMING SERVICE DORNA DATA PROCESSING TIMING SERVICE DORNA DATA PROCCESSS

Free Practice Nr. 1

RookiesCup

Lap	Lap Time	T1	T2	T3	T4	Speed	Lap	Lap Time	T1	T2	T3	T4	Speed
4	2'23.390	41.252	39.751	27.382	35.005	210.8							
5	2'21.767	40.311	39.487	27.075	34.894	211.7							

23rd 14 Matthias MEGGLE Red Bull MotoGP Roo GER

Runs=1 Total laps=4 Full laps=3

1	2'41.855	38.378	43.989	29.331	35.816	207.2
2	2'24.963	42.224	40.561	27.170	35.008	207.4
3	2'22.643	40.443	40.027	26.997	35.176	206.6
4	2'22.607	40.225	40.052	27.541	34.789	206.3

24th 36 Beatriz NEILA Red Bull MotoGP Roo SPA

Runs=2 Total laps=12 Full laps=9

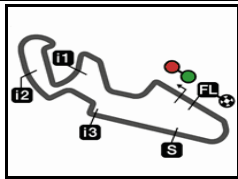
1	3'58.177	42.448	50.222	31.761	40.086	190.2
2	2'38.042	46.467	44.760	29.505	37.310	202.5
3	2'42.854 P	45.004	44.510	29.996	43.344	189.0
4	3'04.453	41.853	45.083	29.927	36.880	205.7
5	2'31.265	43.814	43.012	28.496	35.943	211.5
6	2'28.614	42.793	42.026	28.046	35.749	207.3
7	2'28.184	42.334	42.347	27.680	35.823	210.2
8	2'26.757	42.082	41.600	27.743	35.332	210.7
9	2'26.820	42.017	41.740	27.538	35.525	209.4
10	2'25.953	41.797	41.274	27.416	35.466	209.5
11	2'25.385	41.575	41.128	27.392	35.290	210.9
12	2'25.014	41.478	40.978	27.329	35.229	210.3

Fastest Lap: Can ÖNCÜ Red Bull MotoGP Roo TUR **2'15.553** 38.746 37.909 25.358 33.540

DORNA DATA PROCESSING TIMING SERVICE DORNA DATA PROCESSING TIMING SERVICE DORNA DATA PROCESSING TIMING SERVICE DORNA DATA PROCESSING TIMING SERVICE DORNA DATA PROCESSING TIMING SERVICE DORNA DATA PROCESSING TIMING SERVICE DORNA DATA PROCESSING TIMING SERVICE DORNA DATA PROCESSING TIMING SERVICE DORNA DATA PROCESSING TIMING SERVICE DORNA DATA PROCCEESSS

Alcañiz, Friday, September 22, 2017





5077 m.

GRAN PREMIO MOVISTAR DE ARAGÓN

Free Practice Nr. 1

Best Partial Times

RookiesCup

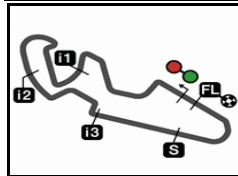
IT Ideal Lap Time, sum of the best partial times

BT Best Lap Time

T1			T2			T3			T4						
Pos	Rider	Time	Rider	Time	Rider	Time	Rider	Time	Pos	Rider	IT	BT			
1	C.ÖNCÜ	38.746	C.ÖNCÜ	37.909	C.ÖNCÜ	25.358	C.ÖNCÜ	33.433	1	C.ÖNCÜ	2'15.446	2'15.553	(1)		
2	A.VIU	39.184	A.VIU	37.928	S.GARCIA	25.574	A.VIU	33.457	2	A.OGURA	2'16.477	2'16.477	(2)		
3	A.OGURA	39.243	A.OGURA	38.032	A.OGURA	25.713	A.OGURA	33.489	3	A.VIU	2'16.538	2'16.662	(3)		
4	G.GIANNINI	39.276	S.GARCIA	38.243	A.CARRASCO	25.921	S.GARCIA	33.565	4	S.GARCIA	2'16.677	2'16.705	(4)		
5	S.GARCIA	39.295	M.KAWAKAMI	38.540	V.STEEMAN	25.960	F.SALAC	33.789	5	F.SALAC	2'17.868	2'18.032	(5)		
6	M.KAWAKAMI	39.324	G.GIANNINI	38.642	A.VIU	25.969	M.KAWAKAMI	33.800	6	M.KAWAKAMI	2'17.915	2'18.680	(6)		
7	F.SALAC	39.420	F.SALAC	38.651	G.GIANNINI	25.989	D.ÖNCÜ	33.818	7	G.GIANNINI	2'18.336	2'19.851	(16)		
8	R.SKINNER	39.467	R.SKINNER	38.651	F.SALAC	26.008	P.PAAVILAINEN	34.064	8	R.SKINNER	2'18.511	2'19.002	(8)		
9	P.PAAVILAINEN	39.555	S.KELLY	38.811	K.MASAKI	26.028	K.ORGIS	34.156	9	S.KELLY	2'18.671	2'18.810	(7)		
10	S.KELLY	39.577	V.STEEMAN	38.869	D.JONES	26.099	S.KELLY	34.180	10	A.CARRASCO	2'19.002	2'19.155	(9)		
11	A.CARRASCO	39.601	K.MASAKI	38.915	S.KELLY	26.103	R.SKINNER	34.220	11	K.MASAKI	2'19.185	2'19.446	(10)		
12	K.MASAKI	39.648	S.DE VITS	38.964	L.BARTELES	26.128	R.YAMANAKA	34.290	12	P.PAAVILAINEN	2'19.338	2'21.157	(19)		
13	R.YAMANAKA	39.761	A.CARRASCO	38.975	K.ORGIS	26.151	S.DE VITS	34.306	13	V.STEEMAN	2'19.388	2'19.607	(12)		
14	D.JONES	39.768	K.ORGIS	39.032	R.SKINNER	26.173	V.STEEMAN	34.393	14	K.ORGIS	2'19.444	2'19.792	(15)		
15	D.ÖNCÜ	40.049	R.YAMANAKA	39.053	M.KAWAKAMI	26.251	G.GIANNINI	34.429	15	R.YAMANAKA	2'19.455	2'19.655	(13)		
16	K.ORGIS	40.105	D.JONES	39.054	S.DE VITS	26.278	A.CARRASCO	34.505	16	D.JONES	2'19.480	2'19.480	(11)		
17	S.DE VITS	40.115	P.PAAVILAINEN	39.211	R.YAMANAKA	26.351	D.JONES	34.559	17	S.DE VITS	2'19.663	2'19.743	(14)		
18	V.STEEMAN	40.166	L.BARTELES	39.296	L.FABER	26.449	K.MASAKI	34.594	18	D.ÖNCÜ	2'19.733	2'21.059	(18)		
19	M.MEGGLE	40.225	D.ÖNCÜ	39.334	P.PAAVILAINEN	26.508	X.ARTIGAS	34.612	19	L.BARTELES	2'20.560	2'20.560	(17)		
20	L.BARTELES	40.256	X.ARTIGAS	39.476	D.ÖNCÜ	26.532	L.FABER	34.714	20	X.ARTIGAS	2'21.213	2'21.213	(20)		
21	O.BONOLI	40.311	O.BONOLI	39.487	X.ARTIGAS	26.634	M.MEGGLE	34.789	21	L.FABER	2'21.312	2'21.575	(21)		
22	X.ARTIGAS	40.491	L.FABER	39.560	M.MEGGLE	26.997	L.BARTELES	34.880	22	O.BONOLI	2'21.767	2'21.767	(22)		
23	L.FABER	40.589	M.MEGGLE	40.027	O.BONOLI	27.075	O.BONOLI	34.894	23	M.MEGGLE	2'22.038	2'22.607	(23)		
24	B.NEILA	41.478	B.NEILA	40.978	B.NEILA	27.329	B.NEILA	35.229	24	B.NEILA	2'25.014	2'25.014	(24)		

DORNA DATA PROCESSING TIMING SERVICE DORNA DATA PROCESSING TIMING SERVICE DORNA DATA PROCESSING TIMING SERVICE DORNA DATA PROCESSING TIMING SERVICE DORNA DATA PROCESSING TIMING SERVICE DORNA DATA PROCESSING TIMING SERVICE DORNA DATA PROCESSING TIMING SERVICE DORNA DATA PROCESSING TIMING SERVICE DORNA DATA PROCESSING TIMING SERVICE DORNA DATA PROCESSING TIMING SERVICE DORNA DATA PROCESSING TIMING SERVICE DORNA DATA PROCESSING TIMING SERVICE DORNA DATA PROCESSING






5077 m.

GRAN PREMIO MOVISTAR DE ARAGÓN

Free Practice Nr. 1

Fastest Laps Sequence

<i>Practice Time</i>	 <i>Rider</i>	<i>Nation</i>	<i>Motorcycle</i>	<i>Time</i>	<i>Km/h</i>	<i>Rider's Lap</i>
5'03.334	65 Can ÖNCÜ	TUR	KTM	2'22.877	127.9	2
7'23.358	65 Can ÖNCÜ	TUR	KTM	2'20.024	130.5	3
9'42.437	65 Can ÖNCÜ	TUR	KTM	2'19.079	131.4	4
12'01.042	65 Can ÖNCÜ	TUR	KTM	2'18.605	131.8	5
16'38.339	65 Can ÖNCÜ	TUR	KTM	2'18.542	131.9	7
18'55.197	65 Can ÖNCÜ	TUR	KTM	2'16.858	133.5	8
21'11.803	65 Can ÖNCÜ	TUR	KTM	2'16.606	133.7	9
28'18.349	65 Can ÖNCÜ	TUR	KTM	2'16.275	134.1	12
30'33.902	65 Can ÖNCÜ	TUR	KTM	2'15.553	134.8	13