


5077 m.

GRAN PREMIO MOVISTAR DE ARAGÓN

Qualifying Practice

Classification

6

	Rider	Nation	Team	Motorcycle	Time	Lap Total	Gap	Top Speed
1	65 Can ÖNCÜ	TUR	Red Bull MotoGP Rookies Cup	KTM	2'02.688	7 12		216.2
2	39 Kazuki MASAKI	JPN	Red Bull MotoGP Rookies Cup	KTM	2'02.779	12 12	0.091 0.091	216.3
3	81 Aleix VIU	SPA	Red Bull MotoGP Rookies Cup	KTM	2'02.875	10 12	0.187 0.096	215.8
4	52 Deniz ÖNCÜ	TUR	Red Bull MotoGP Rookies Cup	KTM	2'02.876	3 10	0.188 0.001	220.8
5	28 Adrian CARRASCO	SPA	Red Bull MotoGP Rookies Cup	KTM	2'02.892	4 12	0.204 0.016	222.7
6	43 Steward GARCIA	COL	Red Bull MotoGP Rookies Cup	KTM	2'03.164	4 12	0.476 0.272	218.0
7	12 Filip SALAC	CZE	Red Bull MotoGP Rookies Cup	KTM	2'03.350	9 12	0.662 0.186	217.7
8	79 Ai OGURA	JPN	Red Bull MotoGP Rookies Cup	KTM	2'03.572	4 12	0.884 0.222	217.5
9	40 Sean KELLY	USA	Red Bull MotoGP Rookies Cup	KTM	2'03.753	7 11	1.065 0.181	214.9
10	20 Omar BONOLI	ITA	Red Bull MotoGP Rookies Cup	KTM	2'03.835	4 12	1.147 0.082	216.1
11	6 Ryusei YAMANAKA	JPN	Red Bull MotoGP Rookies Cup	KTM	2'03.909	11 12	1.221 0.074	219.6
12	83 Meikon KAWAKAMI	BRA	Red Bull MotoGP Rookies Cup	KTM	2'03.916	11 12	1.228 0.007	217.6
13	69 Rory SKINNER	GBR	Red Bull MotoGP Rookies Cup	KTM	2'04.076	12 12	1.388 0.160	221.5
14	44 Kevin ORGIS	GER	Red Bull MotoGP Rookies Cup	KTM	2'04.332	8 12	1.644 0.256	222.9
15	22 Peetu PAAVILAINEN	FIN	Red Bull MotoGP Rookies Cup	KTM	2'04.580	10 11	1.892 0.248	219.7
16	21 Victor STEEMAN	NED	Red Bull MotoGP Rookies Cup	KTM	2'04.755	8 12	2.067 0.175	214.9
17	9 Sasha DE VITS	BEL	Red Bull MotoGP Rookies Cup	KTM	2'04.804	11 12	2.116 0.049	221.9
18	24 Xavier ARTIGAS	SPA	Red Bull MotoGP Rookies Cup	KTM	2'04.836	8 12	2.148 0.032	220.4
19	11 Gabriele GIANNINI	ITA	Red Bull MotoGP Rookies Cup	KTM	2'05.149	11 12	2.461 0.313	212.8
20	4 Dan JONES	GBR	Red Bull MotoGP Rookies Cup	KTM	2'05.218	10 11	2.530 0.069	221.0
21	82 Loran FABER	NED	Red Bull MotoGP Rookies Cup	KTM	2'05.350	9 12	2.662 0.132	221.8
22	36 Beatriz NEILA	SPA	Red Bull MotoGP Rookies Cup	KTM	2'05.654	10 12	2.966 0.304	218.1
23	19 Lorenzo BARTALESI	ITA	Red Bull MotoGP Rookies Cup	KTM	2'06.225	9 12	3.537 0.571	217.3

Practice condition: Dry

Air: 19°

Humidity: 79%

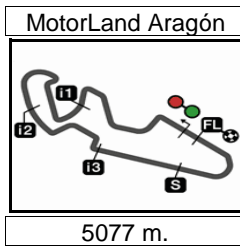
Ground: 24°

Fastest Lap:	Lap: 7	Can ÖNCÜ	2'02.688	148.9 Km/h
Circuit Record Lap:	2015	Raul FERNANDEZ	2'01.603	150.3 Km/h
Circuit Best Lap:	2015	Raul FERNANDEZ	2'01.603	150.3 Km/h

The results are provisional until the end of the limit for protest and appeals.

Time limit for protest expires 30' after publication of the results - Time:

DORNA DATA PROCESSING TIMING SERVICE DORNA DATA PROCESSING TIMING SERVICE DORNA DATA PROCESSING TIMING SERVICE DORNA DATA PROCESSING TIMING SERVICE DORNA DATA PROCESSING TIMING SERVICE DORNA DATA
PROCESSING TIMING SERVICE DORNA DATA PROCESSING TIMING SERVICE DORNA DATA PROCESSING TIMING SERVICE DORNA DATA PROCESSING TIMING SERVICE DORNA DATA



Results and timing service provided by TISSOT

RookiesCup

GRAN PREMIO MOVISTAR DE ARAGÓN

Qualifying Practice

Chronological Analysis of Performances

8

* Lap / Sector time cancelled T1 Time from finish line to 1st intermediate T3 Time from 2nd intermed. to 3rd intermed.
P Crossing the finish line in pit lane T2 Time from 1st intermed. to 2nd intermed. T4 Time from 3rd intermediate to finish line

Lap	Lap Time	T1	T2	T3	T4	Speed	Lap	Lap Time	T1	T2	T3	T4	Speed
1st 65 Can ÖNCÜ Red Bull MotoGP Roo TUR Runs=2 Total laps=12 Full laps=9							4th 52 Deniz ÖNCÜ Red Bull MotoGP Roo TUR Runs=3 Total laps=10 Full laps=5						
1	2'15.218	32.022	35.301	23.665	31.788	211.1	1	2'15.452	32.582	35.252	24.027	31.580	217.4
2	2'03.725	34.363	34.347	23.481	31.534	216.2	2	2'03.985	34.491	34.702	23.650	31.142	218.6
3	2'02.929	34.503	34.083	22.696	31.647	210.5	3	2'02.876	34.618	34.258	22.809	31.191	220.8
4	2'03.741	34.444	34.035	23.235	32.027	208.0	4	2'08.112 P	34.522	34.391	22.791	36.408	209.0
5	2'03.019	34.287	34.075	22.680	31.977	207.9	5	7'00.932	31.897	35.056	27.332	32.672	210.5
6	2'07.771	39.342	34.094	22.714	31.621	210.8	6	2'03.871	34.704	34.597	23.024	31.546	215.7
7	2'02.688	34.357	34.145	22.564	31.622	210.8	7	2'04.106	34.898	34.501	23.142	31.565	212.4
8	2'03.608	34.469	34.264	22.933	31.942	207.6	8	2'30.007 P	44.135	42.528	26.651	36.693	198.7
9	2'03.800	34.360	34.031	22.969	32.440	211.7	9	2'29.064	29.181	34.982	23.061	31.614	216.5
10	2'16.920 P	45.628	34.488	22.688	34.116	210.2	10	2'03.495	34.831	34.395	22.871	31.398	216.0
11	3'34.798	29.473	34.697	22.970	32.048	209.0							
12	2'03.592	34.574	34.288	22.702	32.028	207.9							
2nd 39 Kazuki MASAKI Red Bull MotoGP Roo JPN Runs=1 Total laps=12 Full laps=11							5th 28 Adrian CARRASCO Red Bull MotoGP Roo SPA Runs=2 Total laps=12 Full laps=8						
1	2'41.822	31.658	36.170	23.421	32.487	211.1	1	2'18.579	32.564	35.788	23.393	31.794	222.7
2	2'04.190	34.816	34.591	22.991	31.792	216.3	2	2'04.779	35.052	35.019	23.152	31.556	219.1
3	2'04.773	35.095	34.796	22.992	31.890	212.3	3	2'04.366	35.377	34.446	22.745	31.798	215.8
4	2'03.787	34.637	34.519	22.822	31.809	212.3	4	2'02.892	34.536	34.099	22.740	31.517	221.2
5	2'03.356	34.518	34.361	22.703	31.774	212.4	5	2'04.429	34.859	34.586	22.880	32.104	211.8
6	2'07.159	36.238	35.151	23.447	32.323	212.8	6	2'05.485	35.906	34.529	23.196	31.854	213.8
7	2'03.212	34.248	34.201	22.869	31.894	211.9	7	2'12.266 P	37.220	36.483	24.126	34.437	213.6
8	2'05.005	35.728	34.747	22.672	31.858	211.8	8	2'26.343	29.316	34.855	22.721	33.038	204.3
9	2'02.876	34.378	34.259	22.595	31.644	213.0	9	2'07.876	37.609	34.966	23.047	32.254	213.1
10	2'02.933	34.588	34.179	22.587	31.579	214.1	10	2'06.591	35.076	35.006	23.562	32.947	204.9
11	2'03.718	34.861	34.422	22.646	31.789	213.6	11	2'05.147	35.031	34.702	23.056	32.358	211.8
12	2'02.779	34.417	34.229	22.532	31.601	213.0	12	2'23.641 P	37.515	38.943	25.880	41.303	161.3
3rd 81 Aleix VIU Red Bull MotoGP Roo SPA Runs=1 Total laps=12 Full laps=11							6th 43 Steward GARCIA Red Bull MotoGP Roo COL Runs=1 Total laps=12 Full laps=11						
1	2'18.490	32.627	35.678	23.459	32.021	215.2	1	2'17.640	33.209	35.467	23.484	31.773	216.4
2	2'04.484	34.731	34.847	23.232	31.674	213.4	2	2'05.720	35.145	35.126	23.535	31.914	217.5
3	2'03.589	34.733	34.388	22.777	31.691	213.4	3	2'04.521	35.171	34.560	23.018	31.772	215.9
4	2'03.573	34.593	34.435	22.849	31.696	215.8	4	2'03.164	34.620	34.360	22.777	31.407	218.0
5	2'30.132	45.708	34.931	31.852	37.641	171.1	5	2'04.096	35.173	34.459	22.729	31.735	213.6
6	2'03.506	34.625	34.470	22.753	31.658	215.5	6	2'04.432	34.956	34.431	22.674	32.371	208.5
7	2'06.663	37.650	34.533	22.734	31.746	212.5	7	2'08.033	37.877	35.458	22.856	31.842	211.7
8	2'09.605	34.485	35.133	22.920	37.067	175.1	8	2'03.699	34.954	34.443	22.601	31.701	215.3
9	2'03.115	34.466	34.339	22.530	31.780	211.9	9	2'08.015	37.398	34.708	23.503	32.406	210.5
10	2'02.875	34.360	34.336	22.516	31.663	213.7	10	2'04.891	35.574	34.670	22.901	31.746	218.0
11	2'02.933	34.440	34.361	22.503	31.629	214.4	11	2'08.546	35.047	35.026	23.554	34.919	188.7
12	2'10.856	34.521	35.790	24.295	36.250	165.7	12	2'04.266	35.019	34.538	22.944	31.765	212.5
7th 12 Filip SALAC Red Bull MotoGP Roo CZE Runs=2 Total laps=12 Full laps=9													
1	2'09.824	30.263	35.223	23.166	32.354	209.3							

Fastest Lap: Can ÖNCÜ Red Bull MotoGP Roo TUR **2'02.688** 34.357 34.145 22.564 31.622

DORNA DATA PROCESSING TIMING SERVICE DORNA DATA PROCESSING TIMING SERVICE DORNA DATA PROCESSING TIMING SERVICE DORNA DATA PROCESSING TIMING SERVICE DORNA DATA PROCESSING TIMING SERVICE DORNA DATA PROCESSING TIMING SERVICE DORNA DATA PROCESSING TIMING SERVICE DORNA DATA PROCCEESSS



Qualifying Practice

RookiesCup

Lap	Lap Time	T1	T2	T3	T4	Speed	Lap	Lap Time	T1	T2	T3	T4	Speed		
2	2'03.922	34.792	34.336	22.722	32.072	211.6	11th	6	Ryusei YAMANAKA Red Bull MotoGP Roo JPN						
3	2'08.573	38.686	35.267	22.978	31.642	217.7			Runs=1 Total laps=12 Full laps=11						
4	2'04.761	34.731	34.699	23.126	32.205	211.1			1	2'10.846	30.580	35.576	23.459	32.064	213.8
5	2'03.537	34.510	34.431	22.744	31.852	212.5			2	2'04.735	35.192	34.651	22.916	31.976	212.5
6	2'04.344	34.732	34.631	22.802	32.179	210.1			3	2'04.514	35.028	34.479	23.012	31.995	211.6
7	2'03.786	34.699	34.264	22.653	32.170	209.9			4	2'13.316	35.157	34.680	31.813	31.666	219.6
8	2'04.359	35.231	34.251	22.859	32.018	208.1			5	2'04.379	34.921	34.519	23.156	31.783	217.3
9	2'03.350	34.277	34.237	22.643	32.193	212.8			6	2'04.368	35.215	34.562	22.870	31.721	216.7
10	2'17.159 P	37.234	36.387	24.496	39.042	149.1			7	2'26.791	35.758	37.815	35.790	37.428	191.4
11	3'27.028	34.622	38.595	24.950	33.724	205.0			8	2'05.540	35.583	35.174	23.046	31.737	215.2
12	2'04.410	34.934	34.508	22.716	32.252	211.2			9	2'04.409	34.773	34.736	22.922	31.978	212.0
8th 79 Ai OGURA Red Bull MotoGP Roo JPN									12th 83 Meikon KAWAKAMI Red Bull MotoGP Roo BRA						
Runs=1 Total laps=12 Full laps=11									Runs=1 Total laps=12 Full laps=11						
1	2'40.869	32.407	36.266	23.605	32.452	212.0	1	2'20.482	32.997	36.554	23.763	32.278	212.8		
2	2'05.287	35.091	35.041	23.008	32.147	211.5	2	2'05.772	35.483	34.988	23.189	32.112	212.0		
3	2'05.653	35.315	34.834	23.387	32.117	214.6	3	2'06.181	35.254	35.155	23.642	32.130	216.6		
4	2'03.572	34.717	34.310	22.716	31.829	215.2	4	2'06.007	35.528	35.021	23.554	31.904	214.9		
5	2'03.875	34.676	34.471	22.840	31.888	214.1	5	2'16.412	36.010	37.452	23.768	39.182	126.8		
6	2'04.736	34.879	34.781	22.945	32.131	213.0	6	2'04.909	35.066	34.689	23.053	32.101	212.3		
7	2'04.190	34.864	34.559	22.794	31.973	213.9	7	2'08.908	35.959	35.694	23.985	33.270	198.9		
8	2'06.525	35.736	35.164	22.937	32.688	212.6	8	2'05.520	35.589	34.908	23.036	31.987	209.7		
9	2'04.502	34.790	34.764	23.269	31.679	217.5	9	2'05.277	34.887	34.889	23.353	32.148	209.9		
10	2'04.301	34.848	34.531	22.829	32.093	214.1	10	2'04.212	34.747	34.640	23.033	31.792	217.6		
11	2'03.777	34.690	34.533	22.705	31.849	216.2	11	2'03.916	34.914	34.379	22.912	31.711	215.4		
12	2'09.605	35.141	36.618	24.208	33.638	206.0	12	2'04.829	35.037	34.614	23.277	31.901	210.0		
9th 40 Sean KELLY Red Bull MotoGP Roo USA							13th 69 Rory SKINNER Red Bull MotoGP Roo GBR								
Runs=2 Total laps=11 Full laps=7								Runs=1 Total laps=12 Full laps=11							
1	2'11.101	30.706	35.438	23.478	32.152	214.6	1	2'16.324	33.266	35.453	23.351	32.050	218.3		
2	2'04.630	35.140	34.637	22.877	31.976	214.9	2	2'04.435	34.878	34.729	23.109	31.719	219.4		
3	2'04.843	35.160	34.670	22.908	32.105	211.1	3	2'04.797	35.057	34.798	23.091	31.851	215.0		
4	2'06.559	35.213	34.539	24.008	32.799	211.0	4	2'04.507	34.961	34.552	23.084	31.910	213.2		
5	2'04.352	34.830	34.606	22.743	32.173	210.4	5	2'06.307	37.267	34.585	22.873	31.582	216.4		
6	2'04.560	34.940	34.599	22.810	32.211	208.4	6	2'04.365	35.501	34.615	22.923	31.326	221.5		
7	2'03.753	34.932	34.227	22.648	31.946	212.0	7	2'05.905	36.472	34.615	22.847	31.971	211.2		
8	2'09.935 P	35.066	35.036	23.769	36.064	204.0	8	2'04.626	35.201	34.503	22.908	32.014	211.3		
9	4'11.933	31.437	38.878	29.100	36.551	160.8	9	2'08.571	39.175	34.718	22.982	31.696	214.3		
10	2'11.864	36.374	36.059	24.082	35.349	163.9	10	2'04.335	35.153	34.492	22.819	31.871	213.5		
11	2'06.597 P	35.200	34.582	22.935	33.880	204.2	11	2'07.456	37.893	34.722	22.903	31.938	217.2		
10th 20 Omar BONOLI Red Bull MotoGP Roo ITA							14th 44 Kevin ORGIS Red Bull MotoGP Roo GER								
Runs=1 Total laps=12 Full laps=11								Runs=1 Total laps=12 Full laps=11							
1	2'16.739	32.734	35.663	23.819	32.027	216.1	1	2'19.689	33.161	36.751	23.583	31.980	217.8		
2	2'06.586	35.567	35.600	23.224	32.195	210.7	2	2'05.284	35.188	34.963	23.321	31.812	222.9		
3	2'05.062	35.586	34.687	22.922	31.867	214.7	3	2'05.113	35.332	34.632	23.274	31.875	216.3		
4	2'03.835	34.800	34.495	22.736	31.804	211.6	4	2'04.802	34.928	34.718	23.191	31.965	215.9		
5	2'03.876	34.862	34.387	22.709	31.918	212.0	5	2'04.830	35.119	34.670	23.051	31.990	213.8		
6	2'04.604	35.026	34.586	22.813	32.179	209.9	6	2'04.527	34.990	34.624	23.116	31.797	215.0		
7	2'07.381	36.394	35.778	23.232	31.977	211.4	7	2'04.730	34.787	35.304	22.993	31.646	216.9		
8	2'04.808	35.006	34.609	22.751	32.442	208.2	8	2'04.332	35.081	34.750	22.875	31.626	216.3		
9	2'21.913	35.005	35.014	29.355	42.539	166.3	9	2'07.135	35.181	34.847	23.285	33.822	183.6		
10	2'05.316	36.235	34.540	22.631	31.910	211.1	Fastest Lap: Can ÖNCÜ Red Bull MotoGP Roo TUR 2'02.688 34.357 34.145 22.564 31.622								
11	2'04.486	34.976	34.515	22.843	32.152	210.3	DORNA DATA PROCESSING TIMING SERVICE DORNA DATA PROCESSING TIMING SERVICE DORNA DATA PROCESSING TIMING SERVICE DORNA DATA PROCESSING TIMING SERVICE DORNA DATA PROCESSING TIMING SERVICE DORNA DATA PROCESSING TIMING SERVICE DORNA DATA PROCCEESSS								
12	2'12.441	35.401	39.176	24.158	33.706	203.5									

Fastest Lap: Can ÖNCÜ Red Bull MotoGP Roo TUR **2'02.688** 34.357 34.145 22.564 31.622

DORNA DATA PROCESSING TIMING SERVICE DORNA DATA PROCESSING TIMING SERVICE DORNA DATA PROCESSING TIMING SERVICE DORNA DATA PROCESSING TIMING SERVICE DORNA DATA PROCESSING TIMING SERVICE DORNA DATA PROCESSING TIMING SERVICE DORNA DATA PROCCEESSS

Qualifying Practice

RookiesCup

Lap	Lap Time	T1	T2	T3	T4	Speed	Lap	Lap Time	T1	T2	T3	T4	Speed
10	2'04.793	34.978	35.058	23.097	31.660	220.6	7	2'07.299	36.641	35.496	23.304	31.858	216.2
11	2'05.551	34.939	34.653	23.569	32.390	211.3	8	2'04.836	35.222	34.782	23.168	31.664	219.1
12	2'05.034	35.150	34.690	23.369	31.825	214.4	9	2'05.845	35.278	35.081	23.259	32.227	215.0
15th 22 Peetu PAAVILAINE Red Bull MotoGP Roo FIN							10 2'05.809 35.920 35.026 22.992 31.871 217.9						
Runs=2 Total laps=11 Full laps=8							11 2'06.351 35.536 34.998 23.421 32.396 211.0						
1	2'16.358	32.257	36.743	24.040	32.642	211.9	12	2'06.127	35.396	35.262	23.565	31.904	220.4
2	2'06.570	35.836	35.047	23.370	32.317	212.3	19th 11 Gabriele GIANNINI Red Bull MotoGP Roo ITA						
3	2'05.633	35.454	34.686	23.873	31.620	219.7	Runs=1 Total laps=12 Full laps=11						
4	2'06.899 P	35.025	34.624	23.277	33.973	213.2	1	2'13.813	30.564	36.087	23.998	32.770	208.7
5	4'48.973	34.636	35.976	23.477	32.312	209.7	2	2'07.168	35.694	35.270	23.780	32.424	211.7
6	2'05.587	35.629	34.723	23.108	32.127	211.1	3	2'05.356	35.045	34.875	23.296	32.140	211.5
7	2'05.214	35.223	34.813	23.051	32.127	212.2	4	2'05.208	35.171	34.639	23.273	32.125	209.6
8	2'05.362	35.273	34.745	23.312	32.032	212.3	5	2'06.073	35.318	35.038	23.354	32.363	209.0
9	2'05.238	35.459	34.505	23.073	32.201	211.5	6	2'05.852	35.467	34.781	23.141	32.463	209.7
10	2'04.580	35.144	34.559	22.923	31.954	213.1	7	2'06.797	35.203	35.701	23.442	32.451	208.0
11	2'04.925	35.143	34.682	23.097	32.003	211.5	8	2'05.506	35.045	34.720	23.224	32.517	209.0
16th 21 Victor STEEMAN Red Bull MotoGP Roo NED							9 2'05.587 35.299 34.713 23.181 32.394 209.9						
Runs=1 Total laps=12 Full laps=11							10 2'05.600 35.271 34.615 23.213 32.501 211.3						
1	2'13.010	30.459	35.895	23.759	32.680	210.7	11	2'05.149	35.427	34.630	22.996	32.096	212.0
2	2'06.467	35.556	35.120	23.423	32.368	208.5	12	2'05.370	35.124	34.794	23.446	32.006	212.8
3	2'05.718	35.324	34.910	23.207	32.277	211.3	20th 4 Dan JONES Red Bull MotoGP Roo GBR						
4	2'05.350	35.431	34.672	23.261	31.986	213.7	Runs=1 Total laps=11 Full laps=9						
5	2'05.358	35.338	34.761	23.049	32.210	212.9	1	2'18.449	32.990	36.006	24.074	32.425	217.1
6	2'05.076	35.418	34.755	23.049	31.854	214.7	2	2'06.659	35.676	35.236	23.643	32.104	221.0
7	2'07.339	36.575	35.512	23.272	31.980	212.5	3	2'07.220	36.218	35.230	23.525	32.247	213.6
8	2'04.755	35.057	34.674	22.821	32.203	213.1	4	2'12.662	35.876	35.374	28.851	32.561	212.7
9	2'05.784	35.163	34.888	23.217	32.516	207.6	5	2'07.604	35.998	35.562	23.602	32.442	211.3
10	2'05.955	35.895	35.157	22.948	31.955	214.4	6	2'07.082	35.693	35.466	23.609	32.314	211.5
11	2'06.127	34.981	34.802	23.414	32.930	207.5	7	2'09.768	36.098	36.244	23.832	33.594	181.8
12	2'05.051	35.171	34.700	23.297	31.883	214.9	8	2'06.190	35.395	35.542	23.150	32.103	215.8
17th 9 Sasha DE VITS Red Bull MotoGP Roo BEL							9 2'08.242 36.525 35.472 23.973 32.272 212.3						
Runs=1 Total laps=12 Full laps=11							10 2'05.218 35.187 34.816 23.198 32.017 213.7						
1	2'18.822	33.338	36.083	23.937	32.162	217.3	11	2'14.864 P	36.229	39.226	24.428	34.981	206.1
2	2'06.352	35.435	35.396	23.647	31.874	221.9	21st 82 Loran FABER Red Bull MotoGP Roo NED						
3	2'06.451	35.923	35.019	23.488	32.021	214.1	Runs=1 Total laps=12 Full laps=11						
4	2'06.674	35.912	34.918	23.478	32.366	212.3	1	2'16.515	31.912	36.897	24.695	31.943	219.6
5	2'06.747	35.773	35.171	23.413	32.390	209.9	2	2'08.119	35.979	35.962	24.152	32.026	215.6
6	2'06.379	35.569	34.959	23.371	32.480	209.2	3	2'07.290	36.169	35.023	23.435	32.663	208.9
7	2'16.346	38.167	40.785	23.608	33.786	172.8	4	2'06.750	35.814	35.167	23.995	31.774	220.4
8	2'07.181	36.397	35.466	23.512	31.806	215.8	5	2'06.731	35.980	35.089	23.510	32.152	214.9
9	2'05.020	35.072	34.714	23.146	32.088	216.6	6	2'05.916	35.622	34.853	23.314	32.127	213.1
10	2'05.152	35.074	34.727	23.220	32.131	212.9	7	2'17.197	43.674	35.630	24.501	33.392	205.5
11	2'04.804	35.228	34.733	23.027	31.816	216.6	8	2'07.156	36.143	35.932	23.263	31.818	221.8
12	2'07.883	35.543	35.532	24.101	32.707	211.0	9	2'05.350	35.504	34.679	23.140	32.027	214.2
18th 24 Xavier ARTIGAS Red Bull MotoGP Roo SPA							10 2'06.281 35.788 35.243 23.217 32.033 215.5						
Runs=1 Total laps=12 Full laps=11							11 2'11.698 35.726 35.117 24.425 36.430 193.6						
1	2'13.225	30.610	36.402	23.908	32.418	214.4	12	2'18.647	36.572	36.039	24.113	41.923	157.5
2	2'06.901	35.770	35.419	23.637	32.075	217.7	22nd 36 Beatriz NEILA Red Bull MotoGP Roo SPA						
3	2'05.534	35.806	34.842	23.171	31.715	215.7	Runs=1 Total laps=12 Full laps=11						
4	2'05.160	35.183	34.666	23.338	31.973	213.8	1	2'20.540	34.202	37.172	24.044	32.083	218.1
5	2'05.512	35.604	34.710	23.232	31.966	211.8	2	2'06.860	35.893	35.410	23.648	31.909	217.1
6	2'05.078	35.305	34.803	23.249	31.721	217.4	3	2'07.434	36.150	35.644	23.529	32.111	214.4

Fastest Lap: Can ÖNCÜ Red Bull MotoGP Roo TUR **2'02.688** 34.357 34.145 22.564 31.622

DORNA DATA PROCESSING TIMING SERVICE DORNA DATA PROCESSING TIMING SERVICE DORNA DATA PROCESSING TIMING SERVICE DORNA DATA PROCESSING TIMING SERVICE DORNA DATA PROCESSING TIMING SERVICE DORNA DATA PROCESSING TIMING SERVICE DORNA DATA PROCESSING TIMING SERVICE DORNA DATA PROCCEESSS



Qualifying Practice

RookiesCup

Lap	Lap Time	T1	T2	T3	T4	Speed	Lap	Lap Time	T1	T2	T3	T4	Speed
4	2'06.331	35.535	35.227	23.473	32.096	215.3							
5	2'06.059	35.448	35.118	23.389	32.104	212.8							
6	2'06.817	36.022	35.066	23.503	32.226	210.7							
7	2'06.612	35.656	35.136	23.503	32.317	212.2							
8	2'06.070	35.425	35.124	23.334	32.187	213.2							
9	2'05.970	35.441	35.099	23.195	32.235	213.1							
10	2'05.654	35.211	35.021	23.226	32.196	217.9							
11	2'06.303	36.072	34.897	23.547	31.787	214.5							
12	2'07.957	35.827	36.176	23.609	32.345	203.1							

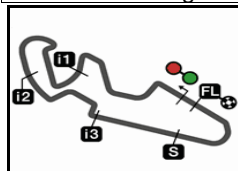
23rd **19** **Lorenzo BARTALE** Red Bull MotoGP Roo ITA
 Runs=1 Total laps=12 Full laps=11

1	2'17.601	32.886	36.279	23.746	32.471	213.3							
2	2'07.231	35.525	35.547	23.671	32.488	215.2							
3	2'06.869	36.091	35.142	23.341	32.295	212.3							
4	2'06.694	35.616	35.435	23.321	32.322	216.0							
5	2'07.181	35.860	35.296	23.858	32.167	214.3							
6	2'06.396	35.624	35.095	23.362	32.315	211.6							
7	2'07.175	35.834	35.065	23.479	32.797	207.7							
8	2'06.481	35.568	35.015	23.301	32.597	208.2							
9	2'06.225	35.358	34.945	23.250	32.672	208.1							
10	2'06.607	35.593	35.127	23.135	32.752	207.8							
11	2'06.517	36.098	35.003	23.496	31.920	217.3							
12	2'07.433	35.585	35.836	23.358	32.654	207.7							

Fastest Lap: Can ÖNCÜ Red Bull MotoGP Roo TUR **2'02.688** 34.357 34.145 22.564 31.622

DORNA DATA PROCESSING TIMING SERVICE DORNA DATA PROCESSING TIMING SERVICE DORNA DATA PROCESSING TIMING SERVICE DORNA DATA PROCESSING TIMING SERVICE DORNA DATA PROCESSING TIMING SERVICE DORNA DATA PROCESSING TIMING SERVICE DORNA DATA PROCESSING TIMING SERVICE DORNA DATA PROCESSING TIMING SERVICE DORNA DATA PROCESSING TIMING SERVICE DORNA DATA PROCCESSSS





5077 m.

GRAN PREMIO MOVISTAR DE ARAGÓN

Official Starting Grid

Race : 15 laps = 76.155 km

RookiesCup

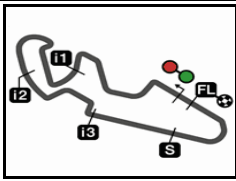


1	3 2'02.875 81 Aleix VIU KTM	2 2'02.779 39 Kazuki MASAKI KTM	1 2'02.688 65 Can ÖNCÜ KTM
2	6 2'03.164 43 Steward GARCIA KTM	5 2'02.892 28 Adrian CARRASCO KTM	4 2'02.876 52 Deniz ÖNCÜ KTM
3	9 2'03.753 40 Sean KELLY KTM	8 2'03.572 79 Ai OGURA KTM	7 2'03.350 12 Filip SALAC KTM
4	12 2'03.916 83 Meikon KAWAKAMI KTM	11 2'03.909 6 Ryusei YAMANAKA KTM	10 2'03.835 20 Omar BONOLI KTM
5	15 2'04.580 22 Peetu PAAVILAINEN KTM	14 2'04.332 44 Kevin ORGIS KTM	13 2'04.076 69 Rory SKINNER KTM
6	18 2'04.836 24 Xavier ARTIGAS KTM	17 2'04.804 9 Sasha DE VITS KTM	16 2'04.755 21 Victor STEEMAN KTM
7	21 2'05.350 82 Loran FABER KTM	20 2'05.218 4 Dan JONES KTM	19 2'05.149 11 Gabriele GIANNINI KTM
8		23 2'06.225 19 Lorenzo BARTALESI KTM	22 2'05.654 36 Beatriz NEILA KTM

The results are provisional until the end of the limit for protest and appeals and until the ratification of the Event Management Committee.

Time limit for protest expires 60' at the latest after publication of the results - Mr. Time:

DORNA DATA PROCESSING TIMING SERVICE DORNA DATA PROCESSING TIMING SERVICE DORNA DATA PROCESSING TIMING SERVICE DORNA DATA PROCESSING TIMING SERVICE DORNA DATA PROCESSING TIMING SERVICE DORNA DATA PROCESSING TIMING SERVICE DORNA DATA PROCESSING TIMING SERVICE DORNA DATA PROCESSING TIMING SERVICE DORNA DATA PROCESSING TIMING SERVICE DORNA DATA PROCESSING TIMING SERVICE DORNA DATA PROCESSING TIMING SERVICE DORNA DATA PROCESSING



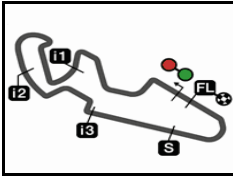
5077 m.

GRAN PREMIO MOVISTAR DE ARAGÓN**Qualifying Practice****Best Partial Times**

RookiesCup

IT Ideal Lap Time, sum of the best partial times*BT* Best Lap Time

T1		T2		T3		T4		Pos	Rider	IT	BT	
Pos	Rider	Time	Rider	Time	Rider	Time	Rider	Time	Pos	Rider	IT	BT
1	K.MASAKI	34.248	C.ÖNCÜ	34.031	A.VIU	22.503	D.ÖNCÜ	31.142	1	C.ÖNCÜ	2'02.416	2'02.688 (1)
2	F.SALAC	34.277	A.CARRASCO	34.099	K.MASAKI	22.532	R.SKINNER	31.326	2	K.MASAKI	2'02.538	2'02.779 (2)
3	C.ÖNCÜ	34.287	K.MASAKI	34.179	C.ÖNCÜ	22.564	S.GARCIA	31.407	3	D.ÖNCÜ	2'02.682	2'02.876 (4)
4	A.VIU	34.360	S.KELLY	34.227	S.GARCIA	22.601	A.CARRASCO	31.517	4	F.SALAC	2'02.799	2'03.350 (7)
5	D.ÖNCÜ	34.491	F.SALAC	34.237	O.BONOLI	22.631	C.ÖNCÜ	31.534	5	A.VIU	2'02.828	2'02.875 (3)
6	A.CARRASCO	34.536	D.ÖNCÜ	34.258	F.SALAC	22.643	K.MASAKI	31.579	6	A.CARRASCO	2'02.873	2'02.892 (5)
7	S.GARCIA	34.620	R.SKINNER	34.304	S.KELLY	22.648	P.PAAVILAINEN	31.620	7	S.GARCIA	2'02.988	2'03.164 (6)
8	A.OGURA	34.676	A.OGURA	34.310	A.OGURA	22.705	K.ORGIS	31.626	8	R.SKINNER	2'03.327	2'04.076 (13)
9	M.KAWAKAMI	34.747	A.VIU	34.336	A.CARRASCO	22.721	A.VIU	31.629	9	A.OGURA	2'03.370	2'03.572 (8)
10	R.YAMANAKA	34.773	S.GARCIA	34.360	R.YAMANAKA	22.780	F.SALAC	31.642	10	O.BONOLI	2'03.622	2'03.835 (10)
11	K.ORGIS	34.787	M.KAWAKAMI	34.379	D.ÖNCÜ	22.791	X.ARTIGAS	31.664	11	R.YAMANAKA	2'03.629	2'03.909 (11)
12	O.BONOLI	34.800	O.BONOLI	34.387	R.SKINNER	22.819	R.YAMANAKA	31.666	12	S.KELLY	2'03.651	2'03.753 (9)
13	S.KELLY	34.830	R.YAMANAKA	34.410	V.STEEMAN	22.821	A.OGURA	31.679	13	M.KAWAKAMI	2'03.749	2'03.916 (12)
14	R.SKINNER	34.878	P.PAAVILAINEN	34.505	K.ORGIS	22.875	M.KAWAKAMI	31.711	14	K.ORGIS	2'03.912	2'04.332 (14)
15	V.STEEMAN	34.981	G.GIANNINI	34.615	M.KAWAKAMI	22.912	L.FABER	31.774	15	P.PAAVILAINEN	2'04.073	2'04.580 (15)
16	P.PAAVILAINEN	35.025	K.ORGIS	34.624	P.PAAVILAINEN	22.923	B.NEILA	31.787	16	V.STEEMAN	2'04.328	2'04.755 (16)
17	G.GIANNINI	35.045	X.ARTIGAS	34.666	X.ARTIGAS	22.992	O.BONOLI	31.804	17	X.ARTIGAS	2'04.505	2'04.836 (18)
18	S.DE VITS	35.072	V.STEEMAN	34.672	G.GIANNINI	22.996	S.DE VITS	31.806	18	S.DE VITS	2'04.619	2'04.804 (17)
19	X.ARTIGAS	35.183	L.FABER	34.679	S.DE VITS	23.027	V.STEEMAN	31.854	19	G.GIANNINI	2'04.662	2'05.149 (19)
20	D.JONES	35.187	S.DE VITS	34.714	L.BARTELES	23.135	L.BARTELES	31.920	20	B.NEILA	2'05.090	2'05.654 (22)
21	B.NEILA	35.211	D.JONES	34.816	L.FABER	23.140	S.KELLY	31.946	21	L.FABER	2'05.097	2'05.350 (21)
22	L.BARTELES	35.358	B.NEILA	34.897	D.JONES	23.150	G.GIANNINI	32.006	22	D.JONES	2'05.170	2'05.218 (20)
23	L.FABER	35.504	L.BARTELES	34.945	B.NEILA	23.195	D.JONES	32.017	23	L.BARTELES	2'05.358	2'06.225 (23)




5077 m.

GRAN PREMIO MOVISTAR DE ARAGÓN

Qualifying Practice

Fastest Laps Sequence

<i>Practice Time</i>	 <i>Rider</i>	<i>Nation</i>	<i>Motorcycle</i>	<i>Time</i>	<i>Km/h</i>	<i>Rider's Lap</i>
4'13.746	12 Filip SALAC	CZE	KTM	2'03.922	147.4	2
4'18.943	65 Can ÖNCÜ	TUR	KTM	2'03.725	147.7	2
6'21.872	65 Can ÖNCÜ	TUR	KTM	2'02.929	148.6	3
6'22.313	52 Deniz ÖNCÜ	TUR	KTM	2'02.876	148.7	3
14'39.091	65 Can ÖNCÜ	TUR	KTM	2'02.688	148.9	7