




RookiesCup

TRIBUL MASTERCARD GP S.MARINO E RIVIERA DI RIMINI

Free Practice Nr. 1

Top Speed & Average

4

	Rider	Nation	Motorcycle	Top 5 speeds					Average	Top
40	Sean KELLY	USA	KTM	197.1	194.7	193.6	193.4	192.8	194.3	197.1
24	Xavier ARTIGAS	SPA	KTM	196.9	196.7	195.5	195.1	194.9	195.7	196.9
69	Rory SKINNER	GBR	KTM	196.8	195.6	193.9	193.5	193.5	194.7	196.8
9	Sasha DE VITS	BEL	KTM	196.7	196.3	194.9	194.8	194.6	195.5	196.7
52	Deniz ÖNCÜ	TUR	KTM	196.6	196.3	196.3	196.3	196.1	196.3	196.6
12	Filip SALAC	CZE	KTM	196.6	196.0	195.0	194.2	194.0	195.2	196.6
82	Loran FABER	NED	KTM	196.5	195.6	195.6	194.7	193.9	195.3	196.5
43	Steward GARCIA	COL	KTM	196.5	195.5	194.2	192.5	190.2	193.8	196.5
39	Kazuki MASAKI	JPN	KTM	196.3	196.0	195.7	194.6	194.4	195.4	196.3
21	Victor STEEMAN	NED	KTM	196.1	194.5	193.1	193.0	193.0	193.9	196.1
36	Beatriz NEILA	SPA	KTM	195.9	195.1	194.8	193.9	192.8	194.5	195.9
20	Omar BONOLI	ITA	KTM	195.6	194.7	192.8	192.1	192.1	193.5	195.6
79	Ai OGURA	JPN	KTM	195.3	195.2	195.1	195.1	195.0	195.1	195.3
81	Aleix VIU	SPA	KTM	195.2	193.5	193.4	192.4	192.4	193.4	195.2
6	Ryusei YAMANAKA	JPN	KTM	194.9	194.8	194.1	193.5	192.2	193.9	194.9
65	Can ÖNCÜ	TUR	KTM	194.8	193.9	192.9	192.8	192.5	193.2	194.8
83	Meikon KAWAKAMI	BRA	KTM	194.8	194.3	193.9	192.4	192.4	193.6	194.8
14	Matthias MEGGLE	GER	KTM	194.7	194.3	194.1	194.0	193.9	194.2	194.7
28	Adrian CARRASCO	SPA	KTM	194.3	192.4	192.2	191.7	191.6	192.4	194.3
44	Kevin ORGIS	GER	KTM	194.2	194.0	193.8	193.2	193.1	193.7	194.2
19	Lorenzo BARTALESI	ITA	KTM	194.0	192.6	192.1	191.2	191.0	191.8	194.0
13	Walid SOPPE	NED	KTM	193.5	192.8	192.6	192.5	192.5	192.8	193.5
22	Peetu PAAVILAINEN	FIN	KTM	192.4	192.1	191.6	191.6	191.2	191.8	192.4
11	Gabriele GIANNINI	ITA	KTM	189.7	189.5	189.2	189.0	189.0	189.3	189.7

Free Practice Nr. 1

RookiesCup

Lap	Lap Time	T1	T2	T3	T4	Speed	Lap	Lap Time	T1	T2	T3	T4	Speed
14	1'51.715	29.109	26.690	31.795	24.121	183.9	12	1'48.991	28.628	26.205	30.353	23.805	192.4
15	1'48.188	28.440	25.768	30.106	23.874	194.2	13	1'48.387	28.527	25.915	30.183	23.762	191.1
16	1'54.558	28.510	29.264	31.951	24.833	182.7	14	1'49.928	28.954	26.698	30.293	23.983	192.0

6th 14 Matthias MEGGLE Red Bull MotoGP Roo GER
Runs=1 Total laps=17 Full laps=16

1	2'17.395	22.023	28.600	32.480	25.652	190.6
2	1'53.289	30.530	26.904	30.913	24.942	191.9
3	1'50.959	29.311	26.389	30.879	24.380	193.6
4	1'50.667	29.309	26.051	30.888	24.419	194.1
5	1'49.664	28.973	25.946	30.444	24.301	193.6
6	1'50.877	28.773	26.031	30.346	25.727	193.5
7	1'53.952	29.080	29.264	30.929	24.679	190.3
8	1'51.208	29.436	26.579	30.953	24.240	189.3
9	1'50.241	29.072	26.291	30.584	24.294	194.0
10	1'49.344	28.836	25.977	30.469	24.062	193.2
11	1'49.408	28.832	26.223	30.175	24.178	193.7
12	1'49.169	28.781	26.039	30.201	24.148	193.9
13	1'49.522	28.853	25.903	30.701	24.065	194.7
14	1'49.017	28.741	26.070	30.107	24.099	193.8
15	1'49.446	28.661	26.085	30.340	24.360	193.0
16	1'49.303	28.897	25.917	30.271	24.218	193.8
17	1'48.255	28.515	25.666	30.085	23.989	194.3

7th 52 Deniz ÖNCÜ Red Bull MotoGP Roo TUR
Runs=1 Total laps=16 Full laps=15

1	2'54.879	19.673	27.428	31.959	25.271	193.8
2	1'51.917	29.836	26.471	31.230	24.380	195.4
3	1'50.777	28.924	26.650	30.868	24.335	195.6
4	1'49.872	28.749	26.194	30.753	24.176	196.0
5	1'49.658	28.691	26.508	30.491	23.968	195.2
6	1'49.577	28.926	26.217	30.588	23.846	194.3
7	1'51.272	31.116	25.909	30.349	23.898	196.1
8	1'48.554	28.625	25.676	30.366	23.887	196.3
9	1'48.259	28.511	25.623	30.306	23.819	196.6
10	1'48.439	28.658	25.666	30.382	23.733	195.0
11	1'48.627	28.538	25.779	30.348	23.962	196.3
12	1'48.650	28.598	25.942	30.217	23.893	196.3
13	1'48.620	28.877	25.594	30.376	23.773	195.0
14	1'49.495	28.465	27.087	30.237	23.706	195.2
15	1'48.965	29.141	25.573	30.237	24.014	195.4
16	1'48.709	28.776	25.666	30.291	23.976	195.5

8th 65 Can ÖNCÜ Red Bull MotoGP Roo TUR
Runs=1 Total laps=17 Full laps=14

1	2'09.105	20.752	27.710	31.460	24.899	192.5
2	1'51.852	29.855	26.774	30.809	24.414	192.8
3	1'50.424	28.961	26.654	30.486	24.323	193.9
4	1'50.055	29.116	26.150	30.692	24.097	192.5
5	1'49.138 *	28.623	25.996	30.490	24.029*	191.1
6	2'07.302	28.534	25.874	30.184	42.710	192.0
7	1'49.184	28.641	26.055	30.535	23.953	192.9
8	1'51.080	28.843	27.392	30.916	23.929	194.8
9	1'49.298 *	28.711	26.157	30.519	23.911*	190.9
10	1'49.471	28.736	26.484	30.379	23.872	191.1
11	1'48.505	28.465	25.892	30.242	23.906	191.5

9th 21 Victor STEEMAN Red Bull MotoGP Roo NED
Runs=1 Total laps=16 Full laps=11

1	2'40.136	27.546	28.607	32.210	25.557	191.1
2	1'53.407	29.873	27.194	31.257	25.083	191.4
3	1'51.015	29.347	26.524	30.745	24.399	191.4
4	1'50.506 *	28.994	26.419	30.828	24.265*	190.2
5	1'49.835 *	28.950	26.093	30.579	24.213*	191.8
6	1'50.886	29.291	26.257	30.707	24.631	194.5
7	1'49.309 *	28.702	26.342	30.361	23.904*	191.8
8	1'49.148	28.581	26.318	30.340	23.909	192.2
9	1'50.708	29.058	26.779	30.408	24.463	193.1
10	1'49.148	28.584	25.945	30.455	24.164	191.8
11	1'48.952	28.534	26.058	30.186	24.174	193.0
12	1'48.887	28.398	26.162	30.433	23.894	196.1
13	1'53.977	28.572	26.912	34.813	23.680	191.8
14	1'48.326	28.449	25.787	30.333	23.757	193.0
15	1'48.394	28.319	25.994	30.107	23.974	192.9
16	1'49.721 *	28.945	26.418	30.347	24.011*	191.7

10th 40 Sean KELLY Red Bull MotoGP Roo USA
Runs=3 Total laps=15 Full laps=9

1	2'23.428	21.658	28.671	32.838	25.961	192.5
2	1'55.342 *	30.901	27.047	31.832	25.562*	193.4
3	1'53.784	30.475	26.619	31.449	25.241	197.1
4	1'53.363	30.401	26.608	31.443	24.911	191.9
5	1'46.779 P	29.949	26.611	31.210	19.009	191.1
6	1'46.398	23.925	26.738	31.090	24.645	191.3
7	1'52.027	29.951	26.479	31.097	24.500	190.8
8	1'51.030	29.219	26.348	31.054	24.409	190.9
9	1'50.482	29.205	26.216	30.820	24.241	191.2
10	1'44.263 P	29.139	26.251	30.836	18.037	190.7
11	1'43.674	22.293	26.353	30.902	24.126	190.5
12	1'49.385	29.104	25.987	30.344	23.950	193.6
13	1'49.291	28.669	25.996	30.594	24.032	192.8
14	1'49.477	28.910	25.896	30.420	24.251	194.7
15	1'48.973	28.683	25.728	30.613	23.949	192.7

11th 13 Walid SOPPE Red Bull MotoGP Roo NED
Runs=4 Total laps=14 Full laps=8

1	2'10.290	20.507	27.178	31.407	24.638	191.9
2	1'50.776	29.532	26.280	30.762	24.202	192.5
3	1'50.172	28.957	26.178	30.608	24.429	189.9
4	1'50.207	28.826	26.107	30.944	24.330	190.6
5	1'49.378	28.793	26.049	30.547	23.989	192.8
6	1'48.998	28.579	25.958	30.268	24.193	192.5
7	1'46.957 P	30.084	26.761	31.660	18.452	186.9
8	1'35.061 P	19.234	26.400	31.030	18.397	190.2
9	1'41.614	19.831	26.451	30.972	24.360	190.1
10	1'49.405	28.763	26.100	30.374	24.168	191.7

Fastest Lap: Aleix VIU

Red Bull MotoGP Roo SPA **1'46.930** 27.934 25.557 29.809 23.630

DORNA DATA PROCESSING TIMING SERVICE DORNA DATA PROCESSING TIMING SERVICE DORNA DATA PROCESSING TIMING SERVICE DORNA DATA PROCESSING TIMING SERVICE DORNA DATA PROCESSING TIMING SERVICE DORNA DATA PROCESSING TIMING SERVICE DORNA DATA PROCCEESSS

Free Practice Nr. 1

RookiesCup

Lap	Lap Time	T1	T2	T3	T4	Speed	Lap	Lap Time	T1	T2	T3	T4	Speed
11	1'54.371	32.494	26.783	30.700	24.394	191.4	3	1'50.663 *	29.495	26.468	30.382	24.318 *	193.8
12	1'49.258	28.720	25.948	30.375	24.215	193.5	4	1'50.155	29.140	25.928	30.882	24.205	193.0
13	1'45.486 P	29.233	26.462	31.078	18.713	189.1	5	1'50.173	29.319	26.048	30.568	24.238	193.1
14	1'43.728	22.676	26.618	30.388	24.046	192.6	6	1'47.382 P	29.028	28.482	30.836	19.036	191.9

12th 69 Rory SKINNER Red Bull MotoGP Roo GBR
 Runs=2 Total laps=14 Full laps=22

1	2'18.322	21.945	29.396	32.515	25.400	195.6
2	1'52.644	30.089	26.704	30.782	25.069	192.6
3	1'51.215	29.306	26.353	31.070	24.486	193.5
4	1'49.592	29.025	26.025	30.348	24.194	196.8
5	1'49.190	28.780	25.955	30.208	24.247	191.4
6	1'49.450	28.569	26.199	30.359	24.323	192.1
7	1'49.332	28.351	26.237	30.462	24.282	193.5
8	1'49.482	28.614	26.425	30.273	24.170	190.2
9	1'45.864	28.518	27.080	31.154	19.112	187.2
10	1'50.749	28.667	26.456	31.035	24.591	191.3
11	1'50.513	29.561	26.468	30.314	24.170	190.8
12	1'51.250	28.574	26.476			191.1
13	1'49.482 *	28.526	26.338	30.108	24.510 *	193.9
14	1'52.487	31.449	26.705	30.116	24.217	192.0

13th 6 Ryusei YAMANAKA Red Bull MotoGP Roo JPN
 Runs=1 Total laps=8 Full laps=6

1	2'17.450	21.298	28.801	32.215	25.171	194.1
2	1'52.522	30.693	26.420	30.761	24.648	192.2
3	1'51.348	29.615	26.393	30.938	24.402	191.2
4	1'49.698	29.483	26.007	30.151	24.057	193.5
5	1'49.982	29.217	26.404	30.327	24.034	194.8
6	1'49.475	28.968	25.990	30.319	24.198	194.9
7	1'49.560	28.747	25.696	30.706	24.411	190.8
unfinished	28.982					

14th 9 Sasha DE VITS Red Bull MotoGP Roo BEL
 Runs=1 Total laps=16 Full laps=15

1	2'46.312	22.621	28.797	32.084	25.893	192.1
2	1'54.462	30.194	27.379	31.494	25.395	192.3
3	1'52.560	29.586	26.854	31.069	25.051	192.4
4	1'52.244	29.128	26.953	31.296	24.867	196.7
5	1'52.748	29.227	28.339	30.679	24.503	193.7
6	1'49.960	28.792	26.543	30.351	24.274	196.3
7	1'50.262	28.777	26.462	30.747	24.276	192.6
8	1'49.964	28.793	26.460	30.370	24.341	194.6
9	1'50.260	28.775	26.346	30.514	24.625	191.5
10	1'50.820	29.061	26.498	30.777	24.484	192.6
11	1'50.084	28.934	26.328	30.495	24.327	191.8
12	1'59.059	32.499	28.702	33.262	24.596	188.9
13	1'51.413	28.797	27.642	30.737	24.237	194.9
14	1'49.691	28.772	26.344	30.235	24.340	194.8
15	1'50.463	28.764	26.418	30.583	24.698	193.3
16	1'50.457	28.992	26.337	30.631	24.497	192.6

15th 44 Kevin ORGIS Red Bull MotoGP Roo GER
 Runs=2 Total laps=16 Full laps=12

1	2'10.153	20.574	27.237	31.767	25.347	194.0
2	1'52.288	30.112	26.695	30.819	24.662	194.2

7	1'43.041	20.445	26.928	30.980	24.688	190.8
8	1'50.643	29.486	26.147	30.609	24.401	191.6
9	1'49.881	28.987	26.073	30.597	24.224	192.6
10	1'50.112	29.229	26.462	30.288	24.133	192.7
11	1'50.108	28.928	25.987	30.868	24.325	193.2
12	1'50.694	29.302	26.495	30.511	24.386	192.3
13	1'49.939	28.994	26.095	30.503	24.347	192.8
14	1'54.115	29.692	26.333	32.443	25.647	174.7
15	1'54.528	32.258	26.585	31.110	24.575	191.3
16	1'49.696	28.862	25.978	30.405	24.451	192.6

16th 83 Meikon KAWAKAMI Red Bull MotoGP Roo BRA
 Runs=1 Total laps=9 Full laps=7

1	2'20.435	23.339	29.093	33.976	26.381	194.8
2	1'55.711	31.193	27.599	31.546	25.373	194.3
3	1'54.518	30.350	27.435	32.014	24.719	193.9
4	1'52.176	29.692	26.922	31.064	24.498	192.4
5	1'50.876	29.296	26.474	30.765	24.341	192.4
6	1'50.968	29.017	26.676	30.927	24.348	189.6
7	1'49.728	28.862	26.225	30.505	24.136	192.2
8	1'50.660	28.712	26.844	30.763	24.341	192.1
unfinished	28.974					

17th 24 Xavier ARTIGAS Red Bull MotoGP Roo SPA
 Runs=3 Total laps=16 Full laps=10

1	2'19.348	22.147	29.503	33.682	25.822	194.9
2	1'56.186	31.362	27.425	31.759	25.640	196.7
3	1'54.252	30.467	27.638	31.299	24.848	195.1
4	1'52.350	29.540	26.775	31.192	24.843	191.8
5	1'52.029	30.296	26.651	30.693	24.389	194.9
6	1'50.927	28.970	26.520	31.000	24.437	194.3
7	1'49.844	28.912	26.229	30.484	24.219	195.5
8	1'50.975	28.827	26.425	31.127	24.596	196.9
9	1'51.324	29.271	26.548	30.867	24.638	192.3
10	1'51.005	29.202	26.412	30.831	24.560	192.1
11	1'48.881 P	32.472	26.413	31.167	18.829	193.4
12	1'44.203	20.680	27.429	31.375	24.719	193.3
13	1'46.812 P	29.504	26.838	31.343	19.127	192.8
14	1'43.425	20.773	26.745	31.090	24.817	192.3
15	1'51.516	29.282	26.475	31.070	24.689	193.5
PIT	29.513	27.023	31.830	19.601	192.8	

18th 43 Steward GARCIA Red Bull MotoGP Roo COL
 Runs=3 Total laps=11 Full laps=5

1	2'21.364	22.005	28.209	32.103	25.545	195.5
2	1'54.153	30.504	27.192	31.172	25.285	194.2
3	1'49.743 P	30.040	29.331	31.833	18.539	196.5
4	1'41.735	19.480	26.833	30.923	24.499	192.5
5	2'15.090 P	28.944	51.671	33.825	20.650	187.2
6	1'48.310	21.625	28.873	32.276	25.536	185.6
7	1'53.266	30.139	27.222	31.208	24.697	190.2
8	1'51.915	29.221	26.994	31.151	24.549	189.5

Fastest Lap: Aleix VIU

Red Bull MotoGP Roo SPA 1'46.930 27.934 25.557 29.809 23.630

DORNA DATA PROCESSING TIMING SERVICE DORNA DATA PROCESSING TIMING SERVICE DORNA DATA PROCESSING TIMING SERVICE DORNA DATA PROCESSING TIMING SERVICE DORNA DATA PROCESSING TIMING SERVICE DORNA DATA PROCESSING TIMING SERVICE DORNA DATA PROCCEESSS

Free Practice Nr. 1

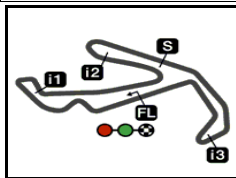
RookiesCup

Lap	Lap Time	T1	T2	T3	T4	Speed	Lap	Lap Time	T1	T2	T3	T4	Speed				
9	1'50.740	29.022	26.427	30.765	24.526	189.5	22nd	28	Adrian CARRASCO				Red Bull MotoGP Roo SPA				
10	1'50.540	28.841	26.523	30.770	24.406	188.9			Runs=3	Total laps=10	Full laps=5						
	unfinished	28.791															
19th	11	Gabriele GIANNINI				Red Bull MotoGP Roo ITA											
		Runs=3	Total laps=14	Full laps=9													
1	2'18.066	21.537	29.729	32.987	26.000	188.4											
2	1'57.792	31.284	28.480	32.412	25.616	189.0											
3	1'54.603	30.767	27.499	31.362	24.975	189.7											
4	1'53.853	30.242	27.238	31.354	25.019	189.2											
5	1'53.074	29.823	27.075	31.435	24.741	187.0											
6	1'52.358	29.303	27.031	31.379	24.645	187.8											
7	1'47.378	P	29.592	27.393	31.898	185.7											
8	1'44.329	20.964	27.191	31.367	24.807	189.5											
9	1'53.942	30.098	27.998	31.269	24.577	187.5											
10	1'52.108	29.597	27.037	30.944	24.530	189.0											
11	1'56.200	29.216	27.787	33.015	26.182	182.1											
12	1'45.147	P	29.353	26.581	31.388	178.9											
13	1'41.946	19.361	27.056	31.145	24.384	187.5											
14	1'51.117	29.043	26.657	31.102	24.315	187.4											
20th	19	Lorenzo BARTALE				Red Bull MotoGP Roo ITA											
		Runs=2	Total laps=15	Full laps=12													
1	2'20.321	22.170	29.641	33.430	26.493	192.6											
2	1'57.018	31.521	27.837	31.901	25.759	189.7											
3	1'55.115	30.477	27.566	31.711	25.361	194.0											
4	1'55.287	30.253	27.238	32.468	25.328	192.1											
5	1'54.487	30.336	27.223	31.633	25.295	191.2											
6	1'47.828	P	29.967	27.171	31.200	189.6											
7	1'45.137	21.259	27.673	31.060	25.145	191.0											
8	1'53.007	29.808	26.976	31.168	25.055	188.7											
9	1'51.714	29.364	26.864	30.690	24.796	190.1											
10	1'51.939	29.507	26.830	30.708	24.894	190.3											
11	1'51.570	29.706	26.471	30.610	24.783	191.0											
12	1'51.480	29.579	26.548	30.697	24.656	191.0											
13	1'51.405	29.264	26.912	30.589	24.640	190.5											
14	1'51.618	29.236	26.825	30.869	24.688	190.2											
15	1'51.347	29.182	26.814	30.780	24.571	189.9											
21st	82	Loran FABER				Red Bull MotoGP Roo NED											
		Runs=3	Total laps=14	Full laps=9													
1	2'22.167	22.730	28.674	33.741	26.576	193.9											
2	1'56.278	31.588	27.153	32.047	25.490	195.6											
3	1'54.773	30.531	27.021	31.927	25.294	196.5											
4	1'54.282	30.058	26.779	32.214	25.231	195.6											
5	1'47.591	P	30.336	27.037	31.943	183.6											
6	1'50.428	25.915	27.190	32.162	25.161	192.1											
7	1'53.798	30.164	26.797	31.757	25.080	192.5											
8	1'53.198	29.912	26.538	31.799	24.949	192.4											
9	1'52.152	29.487	26.477	31.494	24.694	192.3											
10	1'51.976	29.490	26.379	31.393	24.714	192.8											
11	1'51.726	29.388	26.292	31.386	24.660	193.6											
12	1'51.352	29.315	26.199	31.149	24.689	194.7											
13	1'45.438	P	29.354	26.189	31.421	184.7											
14	1'43.229	20.454	26.516	31.577	24.682	192.4											
22nd	36	Beatriz NEILA				Red Bull MotoGP Roo SPA											
		Runs=3	Total laps=13	Full laps=8													
1	2'19.044	23.604	29.434	33.642	25.849	189.4											
2	1'56.042	31.204	27.541	31.776	25.521	194.8											
3	1'57.138	30.712	27.475	33.107	25.844	188.9											
4	1'56.048	29.820	28.643	32.428	25.157	192.8											
5	1'54.058	30.105	27.191	31.783	24.979	195.9											
6	1'53.864	30.248	27.325	31.590	24.701	193.9											
7	1'52.268	29.721	26.606	31.221	24.720	192.3											
8	1'49.302	P	29.693	27.329	32.640	190.6											
9	1'47.660	23.534	27.545	31.665	24.916	191.9											
10	1'52.466	29.741	26.894	31.003	24.828	191.9											
11	1'46.533	P	29.790	26.797	31.640	183.06											
12	1'49.538	24.118	28.270	31.954	25.196	191.2											
13	1'51.904	29.670	26.717	30.810	24.707	195.1											
24th	22	Peevu PAAVILAINE				Red Bull MotoGP Roo FIN											
		Runs=1	Total laps=16	Full laps=15													
1	2'31.889	23.959	31.315	35.095	28.396	192.1											
2	2'01.643	32.661	28.609	32.996	27.377	190.4											
3	1'56.623	30.548	27.419	32.107	26.549	190.2											
4	1'57.404	30.714	28.059	32.266	26.365	191.2											
5	1'55.291	30.493	27.282	31.508	26.008	192.4											
6	1'55.629	30.479	27.086	31.606	26.458	190.2											
7	1'55.469	30.234	27.547	31.682	26.006	190.0											
8	1'54.806	30.317	27.146	31.212	26.131	190.6											
9	1'54.266	30.192	27.114	31.011	25.949	191.6											
10	1'54.223	30.021	27.079	31.334	25.789	185.8											
11	1'54.464	29.926	27.215	31.308	26.015	190.6											
12	1'53.884	29.960	27.053	31.167	25.704	190.8											
13	1'54.236	29.848	27.498	31.012	25.878	191.6											
14	1'53.872	29.906	27.075	31.123	25.768	190.8											
15	1'53.756	29.862	27.072	31.094	25.728	191.0											
16	1'53.599	29.889	27.056	31.169	25.485	190.4											

Fastest Lap: Aleix VIURed Bull MotoGP Roo SPA **1'46.930** 27.934 25.557 29.809 23.630

DORNA DATA PROCESSING TIMING SERVICE DORNA DATA PROCESSING TIMING SERVICE DORNA DATA PROCESSING TIMING SERVICE DORNA DATA PROCESSING TIMING SERVICE DORNA DATA PROCESSING TIMING SERVICE DORNA DATA PROCESSING TIMING SERVICE DORNA DATA PROCESSES





4226 m.

TRIBUL MASTERCARD GP S.MARINO E RIVIERA DI RIMINI

Free Practice Nr. 1

Best Partial Times

RookiesCup

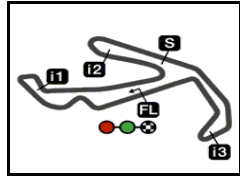
IT Ideal Lap Time, sum of the best partial times

BT Best Lap Time

T1		T2		T3		T4		Pos Rider		IT	BT	
Pos	Rider	Time	Rider	Time	Rider	Time	Rider	Time				
1	A.VIU	27.934	K.MASAKI	25.410	A.OGURA	29.748	K.MASAKI	23.551	1	A.VIU	1'46.827	1'46.930 (1)
2	O.BONOLI	28.174	A.OGURA	25.514	A.VIU	29.769	A.VIU	23.567	2	A.OGURA	1'47.168	1'47.268 (2)
3	A.OGURA	28.226	A.VIU	25.557	O.BONOLI	29.805	V.STEEMAN	23.680	3	K.MASAKI	1'47.193	1'47.487 (3)
4	K.MASAKI	28.289	D.ÖNCÜ	25.573	K.MASAKI	29.943	A.OGURA	23.680	4	O.BONOLI	1'47.704	1'47.835 (4)
5	V.STEEMAN	28.319	M.MEGGLE	25.666	F.SALAC	29.982	F.SALAC	23.704	5	F.SALAC	1'47.816	1'47.869 (5)
6	R.SKINNER	28.351	R.YAMANAKA	25.696	M.MEGGLE	30.085	D.ÖNCÜ	23.706	6	V.STEEMAN	1'47.893	1'48.326 (9)
7	F.SALAC	28.362	S.KELLY	25.728	V.STEEMAN	30.107	C.ÖNCÜ	23.745	7	D.ÖNCÜ	1'47.961	1'48.259 (7)
8	C.ÖNCÜ	28.447	F.SALAC	25.768	R.SKINNER	30.108	O.BONOLI	23.781	8	C.ÖNCÜ	1'48.110	1'48.308 (8)
9	D.ÖNCÜ	28.465	V.STEEMAN	25.787	C.ÖNCÜ	30.126	S.KELLY	23.949	9	M.MEGGLE	1'48.255	1'48.255 (6)
10	M.MEGGLE	28.515	C.ÖNCÜ	25.792	R.YAMANAKA	30.151	W.SOPPE	23.989	10	R.SKINNER	1'48.584	1'49.190 (12)
11	W.SOPPE	28.579	K.ORGIS	25.928	D.ÖNCÜ	30.217	M.MEGGLE	23.989	11	R.YAMANAKA	1'48.628	1'49.475 (13)
12	S.KELLY	28.669	O.BONOLI	25.944	S.DE VITS	30.235	R.YAMANAKA	24.034	12	S.KELLY	1'48.690	1'48.973 (10)
13	M.KAWAKAMI	28.712	W.SOPPE	25.948	W.SOPPE	30.268	K.ORGIS	24.133	13	W.SOPPE	1'48.784	1'48.998 (11)
14	R.YAMANAKA	28.747	R.SKINNER	25.955	K.ORGIS	30.288	M.KAWAKAMI	24.136	14	K.ORGIS	1'49.211	1'49.696 (15)
15	S.DE VITS	28.764	L.FABER	26.189	S.KELLY	30.344	R.SKINNER	24.170	15	S.DE VITS	1'49.564	1'49.691 (14)
16	S.GARCIA	28.791	M.KAWAKAMI	26.225	X.ARTIGAS	30.484	X.ARTIGAS	24.219	16	M.KAWAKAMI	1'49.578	1'49.728 (16)
17	X.ARTIGAS	28.827	X.ARTIGAS	26.229	M.KAWAKAMI	30.505	S.DE VITS	24.237	17	X.ARTIGAS	1'49.759	1'49.844 (17)
18	K.ORGIS	28.862	S.DE VITS	26.328	L.BARTELES	30.589	G.GIANNINI	24.315	18	S.GARCIA	1'50.389	1'50.540 (18)
19	G.GIANNINI	29.043	S.GARCIA	26.427	S.GARCIA	30.765	S.GARCIA	24.406	19	L.BARTELES	1'50.813	1'51.347 (20)
20	A.CARRASCO	29.083	A.CARRASCO	26.461	B.NEILA	30.810	A.CARRASCO	24.427	20	G.GIANNINI	1'50.883	1'51.117 (19)
21	L.BARTELES	29.182	L.BARTELES	26.471	G.GIANNINI	30.944	L.BARTELES	24.571	21	A.CARRASCO	1'50.917	1'51.517 (22)
22	L.FABER	29.315	G.GIANNINI	26.581	A.CARRASCO	30.946	L.FABER	24.660	22	L.FABER	1'51.313	1'51.352 (21)
23	B.NEILA	29.670	B.NEILA	26.606	P.PAAVILAINEN	31.011	B.NEILA	24.701	23	B.NEILA	1'51.787	1'51.904 (23)
24	P.PAAVILAINEN	29.848	P.PAAVILAINEN	27.053	L.FABER	31.149	P.PAAVILAINEN	25.485	24	P.PAAVILAINEN	1'53.397	1'53.599 (24)

DORNA DATA PROCESSING TIMING SERVICE DORNA DATA PROCESSING TIMING SERVICE DORNA DATA PROCESSING TIMING SERVICE DORNA DATA PROCESSING TIMING SERVICE DORNA DATA PROCESSING TIMING SERVICE DORNA DATA PROCESSING TIMING SERVICE DORNA DATA PROCESSING TIMING SERVICE DORNA DATA PROCESSING TIMING SERVICE DORNA DATA PROCESSING TIMING SERVICE DORNA DATA PROCESSING TIMING SERVICE DORNA DATA PROCESSING TIMING SERVICE DORNA DATA PROCESSING






4226 m.

RookiesCup

TRIBUL MASTERCARD GP S.MARINO E RIVIERA DI RIMINI

Free Practice Nr. 1

Fastest Laps Sequence

<i>Practice Time</i>	 <i>Rider</i>	<i>Nation</i>	<i>Motorcycle</i>	<i>Time</i>	<i>Km/h</i>	<i>Rider's Lap</i>
4'00.957	65 Can ÖNCÜ	TUR	KTM	1'51.852	136.0	2
4'01.066	13 Walid SOPPE	NED	KTM	1'50.776	137.3	2
5'51.238	13 Walid SOPPE	NED	KTM	1'50.172	138.0	3
6'01.434	20 Omar BONOLI	ITA	KTM	1'49.093	139.4	3
7'50.272	20 Omar BONOLI	ITA	KTM	1'48.838	139.7	4
9'38.826	20 Omar BONOLI	ITA	KTM	1'48.554	140.1	5
12'07.514	79 Ai OGURA	JPN	KTM	1'48.515	140.1	6
13'55.574	79 Ai OGURA	JPN	KTM	1'48.060	140.7	7
17'31.923	39 Kazuki MASAKI	JPN	KTM	1'47.899	140.9	9
17'32.959	79 Ai OGURA	JPN	KTM	1'47.709	141.2	9
18'58.499	81 Aleix VIU	SPA	KTM	1'47.466	141.5	10
19'20.260	79 Ai OGURA	JPN	KTM	1'47.301	141.7	10
28'06.126	81 Aleix VIU	SPA	KTM	1'47.291	141.7	15
30'07.878	79 Ai OGURA	JPN	KTM	1'47.268	141.8	16
31'40.410	81 Aleix VIU	SPA	KTM	1'46.930	142.2	17