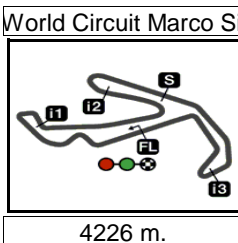


TRIBUL MASTERCARD GP S.MARINO E RIVIERA DI RIMINI

Qualifying Practice

Chronological Analysis of Performances

8



* Lap / Sector time cancelled

T1 Time from finish line to 1st intermediate

T3 Time from 2nd intermed. to 3rd intermed.

P Crossing the finish line in pit lane

T2 Time from 1st intermed. to 2nd intermed.

T4 Time from 3rd intermediate to finish line

| Lap | Lap Time | T1 | T2 | T3 | T4 | Speed |
|--|-----------------|--------|--------|--------|--------|-------|
| 1st 81 Aleix VIU Red Bull MotoGP Roo SPA Runs=1 Total laps=14 Full laps=11 | | | | | | |
| 1 | 2'39.070 | 21.130 | 27.321 | 30.960 | 23.870 | 188.0 |
| 2 | 1'47.168 | 28.204 | 25.469 | 30.046 | 23.449 | 189.9 |
| 3 | 1'46.278 | 27.831 | 25.558 | 29.632 | 23.257 | 191.1 |
| 4 | 1'46.081 | 27.777 | 25.350 | 29.678 | 23.276 | 189.8 |
| 5 | 1'53.203 * | 31.03* | 26.729 | 31.096 | 24.346 | 181.8 |
| 6 | 1'46.463 | 27.710 | 25.263 | 29.641 | 23.849 | 191.9 |
| 7 | 1'54.723 * | 35.00* | 25.860 | 29.562 | 24.296 | 192.6 |
| 8 | 1'45.649 | 27.560 | 25.128 | 29.475 | 23.486 | 195.8 |
| 9 | 1'45.458 | 27.439 | 25.020 | 29.499 | 23.500 | 194.0 |
| 10 | 1'49.441 | 27.615 | 25.309 | 29.455 | 27.062 | 194.9 |
| 11 | 1'50.993 | 27.531 | 25.031 | 30.364 | 28.067 | 193.1 |
| 12 | 1'49.932 | 27.457 | 25.090 | 33.978 | 23.407 | 155.5 |
| 13 | 1'45.023 | 27.397 | 25.107 | 29.430 | 23.089 | 192.3 |
| 14 | 2'10.043 | 46.669 | 28.631 | 30.865 | 23.878 | 186.9 |
| 4th 65 Can ÖNCÜ Red Bull MotoGP Roo TUR Runs=1 Total laps=14 Full laps=13 | | | | | | |
| 1 | 3'04.068 | 24.944 | 26.454 | 30.689 | 23.988 | 189.3 |
| 2 | 1'47.176 | 28.204 | 25.507 | 30.054 | 23.411 | 190.0 |
| 3 | 1'46.129 | 27.602 | 25.176 | 29.937 | 23.414 | 190.2 |
| 4 | 1'46.184 | 27.766 | 25.191 | 29.917 | 23.310 | 190.7 |
| 5 | 1'46.564 | 27.596 | 25.592 | 29.890 | 23.486 | 190.5 |
| 6 | 1'45.796 | 27.567 | 25.177 | 29.749 | 23.303 | 191.7 |
| 7 | 1'45.966 | 27.752 | 25.173 | 29.699 | 23.342 | 192.4 |
| 8 | 1'45.799 | 27.612 | 25.206 | 29.751 | 23.230 | 192.4 |
| 9 | 1'46.156 | 27.787 | 25.311 | 29.797 | 23.261 | 191.4 |
| 10 | 1'46.000 | 27.698 | 25.287 | 29.764 | 23.251 | 192.2 |
| 11 | 1'46.146 | 27.691 | 25.234 | 29.889 | 23.332 | 191.8 |
| 12 | 1'46.072 | 27.812 | 25.093 | 29.895 | 23.272 | 191.9 |
| 13 | 1'46.008 | 27.845 | 25.228 | 29.728 | 23.207 | 192.1 |
| 14 | 1'46.328 | 27.792 | 25.252 | 29.684 | 23.600 | 195.5 |
| 2nd 39 Kazuki MASAKI Red Bull MotoGP Roo JPN Runs=2 Total laps=14 Full laps=11 | | | | | | |
| 1 | 2'06.617 | 19.732 | 26.424 | 30.832 | 24.879 | 187.0 |
| 2 | 1'47.398 | 28.156 | 25.363 | 30.234 | 23.645 | 189.0 |
| 3 | 1'46.803 | 28.376 | 25.250 | 29.873 | 23.304 | 192.1 |
| 4 | 1'40.636 P | 27.957 | 24.922 | 29.616 | 18.141 | 192.8 |
| 5 | 1'37.490 | 19.017 | 25.487 | 29.627 | 23.359 | 193.2 |
| 6 | 1'45.435 | 27.725 | 24.947 | 29.499 | 23.264 | 194.0 |
| 7 | 1'46.312 | 27.761 | 25.243 | 29.826 | 23.482 | 190.8 |
| 8 | 1'45.878 | 27.871 | 25.126 | 29.701 | 23.180 | 193.6 |
| 9 | 1'45.555 | 27.671 | 24.988 | 29.668 | 23.228 | 192.4 |
| 10 | 1'46.643 | 27.631 | 25.078 | 30.688 | 23.246 | 195.1 |
| 11 | 1'46.209 | 27.864 | 24.927 | 29.955 | 23.463 | 194.3 |
| 12 | 1'45.774 | 27.795 | 25.019 | 29.706 | 23.254 | 192.8 |
| 13 | 1'45.343 | 27.646 | 24.913 | 29.681 | 23.103 | 192.1 |
| 14 | 1'45.909 | 27.622 | 25.234 | 29.856 | 23.197 | 190.8 |
| 3rd 79 Ai OGURA Red Bull MotoGP Roo JPN Runs=2 Total laps=14 Full laps=11 | | | | | | |
| 1 | 2'07.380 | 19.849 | 26.133 | 30.056 | 24.400 | 193.5 |
| 2 | 1'46.879 | 28.433 | 25.287 | 29.664 | 23.495 | 196.3 |
| 3 | 1'46.075 | 27.943 | 25.103 | 29.692 | 23.337 | 191.2 |
| 4 | 1'40.535 P | 27.665 | 25.079 | 29.677 | 18.114 | 192.0 |
| 5 | 1'37.342 | 18.955 | 25.422 | 29.569 | 23.396 | 192.5 |
| 6 | 1'45.413 | 27.719 | 25.001 | 29.385 | 23.308 | 193.8 |
| 7 | 1'45.975 | 27.863 | 25.230 | 29.639 | 23.243 | 193.2 |
| 8 | 1'45.524 | 27.735 | 24.976 | 29.568 | 23.245 | 194.1 |
| 9 | 1'45.417 | 27.628 | 25.025 | 29.485 | 23.279 | 192.9 |
| 10 | 1'46.232 | 27.884 | 25.211 | 29.710 | 23.427 | 193.0 |
| 5th 20 Omar BONOLI Red Bull MotoGP Roo ITA Runs=2 Total laps=14 Full laps=10 | | | | | | |
| 1 | 2'07.524 | 20.019 | 26.075 | 29.984 | 24.342 | 192.8 |
| 2 | 1'47.156 | 28.474 | 25.348 | 29.802 | 23.532 | 191.3 |
| 3 | 1'45.971 | 27.895 | 25.190 | 29.626 | 23.260 | 193.4 |
| 4 | 1'46.845 | 27.915 | 25.273 | 29.636 | 24.021 | 193.2 |
| 5 | 2'03.509 P | 36.22* | 29.680 | 35.456 | 22.148 | 162.6 |
| 6 | 1'38.244 | 18.678 | 25.905 | 30.120 | 23.541 | 188.5 |
| 7 | 1'48.626 * | 29.55* | 25.610 | 29.955 | 23.511 | 188.9 |
| 8 | 1'46.573 | 27.933 | 25.419 | 29.881 | 23.340 | 190.4 |
| 9 | 1'46.835 | 27.914 | 25.520 | 29.978 | 23.423 | 187.7 |
| 10 | 1'49.845 | 27.803 | 28.660 | 29.947 | 23.435 | 191.6 |
| 11 | 1'46.212 | 27.810 | 25.389 | 29.734 | 23.279 | 191.0 |
| 12 | 1'46.063 | 27.771 | 25.220 | 29.712 | 23.360 | 190.9 |
| 13 | 1'45.800 | 27.757 | 25.270 | 29.572 | 23.201 | 191.9 |
| 14 | 1'46.128 | 27.710 | 25.209 | 29.616 | 23.593 | 193.8 |
| 6th 12 Filip SALAC Red Bull MotoGP Roo CZE Runs=2 Total laps=13 Full laps=9 | | | | | | |
| 1 | 2'37.600 | 21.072 | 28.439 | 31.380 | 24.074 | 186.7 |
| 2 | 1'47.426 | 28.204 | 25.511 | 30.176 | 23.535 | 190.7 |
| 3 | 1'46.892 | 28.015 | 25.526 | 29.881 | 23.470 | 191.5 |
| 4 | 1'47.692 | 28.790 | 25.535 | 29.827 | 23.540 | 193.0 |
| 5 | 1'47.134 | 27.826 | 25.667 | 30.024 | 23.617 | 189.7 |

Fastest Lap: Aleix VIU Red Bull MotoGP Roo SPA **1'45.023** 27.397 25.107 29.430 23.089

DORNA DATA PROCESSING TIMING SERVICE DORNA DATA PROCESSING TIMING SERVICE DORNA DATA PROCESSING TIMING SERVICE DORNA DATA PROCESSING TIMING SERVICE DORNA DATA PROCESSING TIMING SERVICE DORNA DATA PROCESSING TIMING SERVICE DORNA DATA PROCCEESSS



Qualifying Practice

RookiesCup

| Lap | Lap Time | T1 | T2 | T3 | T4 | Speed | Lap | Lap Time | T1 | T2 | T3 | T4 | Speed | | |
|----------------------|------------------------|---------------|---------------|---------------|---------------|---------------|--------------|-----------------------|------------------------|---------------|---------------|---------------|---------------|--------------|-------|
| 6 | 1'46.452 | P | 28.821 | 29.996 | 29.819 | 17.816 | 194.0 | 10th 13 | Walid SOPPE | | | | | | |
| 7 | 1'56.509 | | 22.601 | 30.701 | 39.607 | 23.600 | 138.2 | | | Runs=3 | Total laps=13 | Full laps=8 | | | |
| 8 | 1'46.204 | | 27.824 | 25.406 | 29.651 | 23.323 | 195.5 | 1 | 2'06.907 | 19.481 | 26.052 | 30.359 | 24.556 | 190.1 | |
| 9 | 1'46.184 | | 27.816 | 25.349 | 29.631 | 23.388 | 194.8 | 2 | 1'47.339 | 28.072 | 25.732 | 29.871 | 23.664 | 194.9 | |
| 10 | 1'46.567 | | 27.807 | 25.348 | 30.023 | 23.389 | 197.3 | 3 | 1'46.872 | 28.498 | 25.248 | 29.708 | 23.418 | 196.1 | |
| 11 | 1'46.385 | | 28.014 | 25.408 | 29.671 | 23.292 | 194.4 | 4 | 1'46.562 | 27.897 | 25.311 | 29.558 | 23.796 | 194.2 | |
| 12 | 1'46.522 | | 28.036 | 25.271 | 29.814 | 23.401 | 192.2 | 5 | 1'43.409 | P | 28.219 | 25.513 | 30.301 | 19.376 | 188.9 |
| 13 | 1'51.074 | * | 29.291* | 26.103 | 31.305 | 24.367 | 185.1 | 6 | 1'45.977 | | 23.318 | 28.676 | 30.137 | 23.846 | 193.0 |
| | | | | | | | 7 | 1'50.867 | 30.177 | 27.284 | 29.912 | 23.494 | 193.0 | | |
| | | | | | | | 8 | 1'46.553 | 27.858 | 25.422 | 29.778 | 23.495 | 194.6 | | |
| | | | | | | | 9 | 1'46.309 | 27.806 | 25.369 | 29.686 | 23.448 | 192.4 | | |
| | | | | | | | 10 | 1'46.709 | 27.782 | 25.428 | 29.792 | 23.707 | 192.0 | | |
| | | | | | | | 11 | 1'47.678 | P | 27.846 | 26.898 | 32.137 | 20.797 | 189.6 | |
| | | | | | | | 12 | 2'01.206 | | 33.940 | 30.724 | 30.820 | 25.722 | 188.1 | |
| | | | | | | | 13 | 1'48.026 | 28.535 | 25.695 | 30.106 | 23.690 | 188.7 | | |
| 7th 69 | Rory SKINNER | | | | | | | 11th 83 | Meikon KAWAKAMI | | | | | | |
| | Runs=2 | Total laps=14 | Full laps=11 | | | | | | | Runs=2 | Total laps=14 | Full laps=11 | | | |
| 1 | 2'11.009 | 20.432 | 26.852 | 30.522 | 24.336 | 194.6 | 1 | 2'06.237 | 19.545 | 26.011 | 30.416 | 24.171 | 190.5 | | |
| 2 | 1'48.005 | 28.498 | 25.631 | 29.726 | 24.150 | 193.6 | 2 | 1'48.337 | 28.189 | 26.002 | 30.574 | 23.572 | 191.9 | | |
| 3 | 1'48.168 | 28.784 | 25.483 | 30.012 | 23.889 | 190.8 | 3 | 1'47.452 | 28.461 | 25.255 | 30.005 | 23.731 | 194.3 | | |
| 4 | 1'47.100 | 27.841 | 25.494 | 30.004 | 23.761 | 190.6 | 4 | 1'46.378 | 27.972 | 25.186 | 29.661 | 23.559 | 194.5 | | |
| 5 | 1'47.455 | 28.209 | 25.573 | 30.010 | 23.663 | 190.0 | 5 | 1'48.036 | 28.104 | 25.383 | 30.230 | 24.319 | 195.3 | | |
| 6 | 1'41.309 | P | 27.886 | 25.656 | 30.855 | 16.912 | 183.5 | 6 | 1'46.313 | P | 28.149 | 26.047 | 33.041 | 19.076 | 187.6 |
| 7 | 1'46.135 | 26.725 | 25.821 | 29.899 | 23.690 | 193.6 | 7 | 1'45.427 | 24.265 | 27.298 | 30.238 | 23.626 | 194.0 | | |
| 8 | 1'47.344 | 27.900 | 25.446 | 30.176 | 23.822 | 193.1 | 8 | 1'46.566 | 27.887 | 25.275 | 29.965 | 23.439 | 193.0 | | |
| 9 | 1'46.208 | 27.710 | 25.181 | 29.766 | 23.551 | 193.3 | 9 | 1'46.624 | 27.999 | 25.355 | 29.822 | 23.448 | 193.6 | | |
| 10 | 1'46.554 | 27.853 | 25.328 | 29.747 | 23.626 | 195.6 | 10 | 1'47.341 | 27.986 | 25.736 | 29.841 | 23.778 | 193.7 | | |
| 11 | 1'46.880 | 28.035 | 25.287 | 29.901 | 23.657 | 193.6 | 11 | 1'49.093 | 27.872 | 25.335 | 29.888 | 25.998 | 192.5 | | |
| 12 | 1'46.997 | 27.950 | 25.409 | 29.906 | 23.732 | 188.2 | 12 | 1'48.112 | 28.141 | 25.698 | 30.104 | 24.169 | 194.5 | | |
| 13 | 1'46.849 | 27.740 | 25.394 | 29.993 | 23.722 | 191.0 | 13 | 1'46.995 | 27.960 | 25.404 | 29.976 | 23.655 | 188.8 | | |
| 14 | 1'52.356 | 31.518 | 26.665 | 30.109 | 24.064 | 190.2 | 14 | 1'46.771 | 27.868 | 25.369 | 29.967 | 23.567 | 193.3 | | |
| 8th 14 | Matthias MEGGLE | | | | | | | 12th 6 | Ryusei YAMANAKA | | | | | | |
| | Runs=2 | Total laps=14 | Full laps=11 | | | | | | | Runs=2 | Total laps=14 | Full laps=10 | | | |
| 1 | 2'07.650 | 19.756 | 26.213 | 30.249 | 24.260 | 195.6 | 1 | 2'12.489 | 21.439 | 27.276 | 30.628 | 24.206 | 192.9 | | |
| 2 | 1'47.210 | 28.474 | 25.370 | 29.880 | 23.486 | 194.9 | 2 | 1'47.736 | 28.344 | 25.708 | 30.193 | 23.491 | 197.5 | | |
| 3 | 1'47.015 | 28.394 | 25.142 | 29.866 | 23.613 | 196.9 | 3 | 1'47.643 | 28.214 | 25.481 | 30.002 | 23.946 | 197.9 | | |
| 4 | 1'46.234 | 27.830 | 25.242 | 29.538 | 23.624 | 194.6 | 4 | 1'57.856 | 29.253 | 27.308 | 37.616 | 23.679 | 183.5 | | |
| 5 | 1'41.438 | P | 28.118 | 25.523 | 30.184 | 17.613 | 193.1 | 5 | 1'48.191 | 28.331 | 25.774 | 30.286 | 23.800 | 190.4 | |
| 6 | 1'46.482 | 19.265 | 31.908 | 31.125 | 24.184 | 187.5 | 6 | 1'47.065 | 28.092 | 25.429 | 30.000 | 23.544 | 190.8 | | |
| 7 | 1'51.511 | 30.329 | 27.420 | 30.349 | 23.413 | 191.9 | 7 | 1'46.568 | 28.095 | 25.410 | 29.679 | 23.384 | 192.4 | | |
| 8 | 1'46.894 | 28.023 | 25.321 | 29.803 | 23.747 | 196.7 | 8 | 1'46.144 | P | 27.996 | 25.422 | 31.038 | 21.688 | 182.5 | |
| 9 | 1'46.835 | 27.922 | 25.428 | 29.908 | 23.577 | 191.8 | 9 | 1'38.323 | 19.258 | 25.600 | 29.990 | 23.475 | 190.3 | | |
| 10 | 1'47.244 | 27.894 | 25.412 | 30.019 | 23.919 | 193.7 | 10 | 1'47.271 | 28.045 | 25.596 | 30.107 | 23.523 | 193.2 | | |
| 11 | 1'47.758 | 27.852 | 25.795 | 30.132 | 23.979 | 192.9 | 11 | 1'46.710 | 28.016 | 25.515 | 29.856 | 23.323 | 191.3 | | |
| 12 | 1'47.147 | 28.185 | 25.365 | 29.909 | 23.688 | 196.0 | 12 | 1'46.806 | 28.144 | 25.435 | 29.745 | 23.482 | 192.5 | | |
| 13 | 1'46.809 | 27.754 | 25.367 | 30.048 | 23.640 | 193.5 | 13 | 1'47.008 | 28.013 | 25.397 | 29.984 | 23.614 | 190.8 | | |
| 14 | 1'47.060 | 27.988 | 25.449 | 29.953 | 23.670 | 191.3 | | PIT | 28.698 | 26.002 | 30.702 | 17.643 | 189.9 | | |
| 9th 52 | Deniz ÖNCÜ | | | | | | | 13th 40 | Sean KELLY | | | | | | |
| | Runs=3 | Total laps=10 | Full laps=5 | | | | | | | Runs=3 | Total laps=13 | Full laps=6 | | | |
| 1 | 2'09.385 | 19.995 | 26.480 | 30.716 | 23.710 | 193.6 | 1 | 2'10.424 | 20.514 | 26.955 | 30.753 | 24.191 | 192.0 | | |
| 2 | 8'19.188 | P | 28.614 | 25.066 | 29.889 | 6'55.619 | 194.0 | 2 | 1'48.192 | 28.476 | 25.619 | 30.186 | 23.911 | 194.9 | |
| 3 | 1'43.923 | 22.444 | 26.509 | 30.863 | 24.107 | 190.1 | 3 | 1'50.273 | * | 31.13* | 25.495 | 30.079 | 23.563 | 191.6 | |
| 4 | 1'47.469 | 28.429 | 25.294 | 30.108 | 23.638 | 194.0 | 4 | 1'52.841 | P | 28.412 | 27.648 | 38.784 | 17.997 | 183.0 | |
| 5 | 1'47.158 | 28.011 | 25.363 | 29.919 | 23.865 | 193.5 | | | | | | | | | |
| 6 | 1'47.308 | 28.164 | 25.202 | 30.083 | 23.859 | 193.4 | | | | | | | | | |
| 7 | 1'41.652 | P | 28.367 | 25.483 | 30.254 | 17.548 | 192.0 | | | | | | | | |
| 8 | 2'11.359 | 49.261 | 27.840 | 30.829 | 23.429 | 195.1 | | | | | | | | | |
| 9 | 1'46.249 | 28.067 | 25.044 | 29.821 | 23.317 | 197.1 | | | | | | | | | |
| 10 | 1'59.928 | 27.992 | 31.741 | 36.495 | 23.700 | 127.1 | | | | | | | | | |

Fastest Lap: Aleix VIU Red Bull MotoGP Roo SPA **1'45.023** 27.397 25.107 29.430 23.089

DORNA DATA PROCESSING TIMING SERVICE DORNA DATA PROCESSING TIMING SERVICE DORNA DATA PROCESSING TIMING SERVICE DORNA DATA PROCESSING TIMING SERVICE DORNA DATA PROCESSING TIMING SERVICE DORNA DATA PROCESSING TIMING SERVICE DORNA DATA PROCESSING TIMING SERVICE DORNA DATA PROCCEESSS



Qualifying Practice

RookiesCup

| Lap | Lap Time | T1 | T2 | T3 | T4 | Speed | Lap | Lap Time | T1 | T2 | T3 | T4 | Speed | | | | | | | |
|--|----------|----|---------------|--------|--------|--------|--|---|----------|--------|---------------|--------|---------------|---------------|--------------|--|-------------|--------------|--|--|
| 5 | 1'42.122 | P | 26.206 | 27.168 | 30.497 | 18.251 | 187.6 | 13 | 1'47.400 | 28.157 | 25.614 | 29.849 | 23.780 | 195.3 | | | | | | |
| 6 | 1'54.556 | | 33.209 | 27.321 | 30.322 | 23.704 | 190.7 | 14 | 1'48.012 | 28.258 | 25.759 | 30.155 | 23.840 | 193.8 | | | | | | |
| 7 | 1'47.768 | | 28.247 | 25.509 | 30.266 | 23.746 | 194.3 | 17th 44 Kevin ORGIS Red Bull MotoGP Roo GER | | | | | | | | | | | | |
| 8 | 2'13.656 | * | 37.12* | 33.513 | 35.323 | 27.691 | 153.3 | Runs=3 | | | Total laps=13 | | | Full laps=8 | | | | | | |
| 9 | 1'47.226 | | 28.072 | 25.371 | 30.191 | 23.592 | 194.6 | 1 | 2'08.901 | 20.919 | 27.335 | 30.922 | 24.330 | 192.8 | | | | | | |
| 10 | 1'46.964 | | 27.945 | 25.289 | 30.238 | 23.492 | 195.9 | 2 | 1'49.397 | 28.830 | 25.854 | 30.660 | 24.053 | 190.6 | | | | | | |
| 11 | 1'47.134 | | 28.058 | 25.503 | 30.067 | 23.506 | 192.9 | 3 | 1'49.204 | 29.723 | 25.492 | 30.133 | 23.856 | 193.9 | | | | | | |
| 12 | 1'49.018 | * | 29.54* | 25.639 | 30.432 | 23.400 | 191.5 | 4 | 1'47.428 | 28.165 | 25.302 | 29.993 | 23.968 | 195.3 | | | | | | |
| 13 | 1'46.845 | | 28.008 | 25.305 | 30.088 | 23.444 | 196.3 | 5 | 1'47.214 | 28.329 | 25.393 | 29.906 | 23.586 | 194.1 | | | | | | |
| 14th 43 Steward GARCIA Red Bull MotoGP Roo COL | | | | | | | 18th 28 Adrian CARRASCO Red Bull MotoGP Roo SPA | | | | | | | | | | | | | |
| Runs=1 | | | Total laps=14 | | | | Full laps=12 | | | | Runs=1 | | | Total laps=14 | | | | Full laps=13 | | |
| 1 | 2'13.464 | | 20.184 | 27.440 | 31.089 | 23.964 | 195.5 | 6 | 1'48.425 | 28.259 | 25.377 | 30.088 | 24.701 | 192.4 | | | | | | |
| 2 | 1'48.585 | | 28.397 | 25.869 | 30.299 | 24.020 | 196.4 | 7 | 1'42.812 | P | 28.383 | 25.534 | 30.269 | 18.626 | 191.6 | | | | | |
| 3 | 1'49.085 | | 28.849 | 25.600 | 30.524 | 24.112 | 194.0 | 8 | 1'44.053 | P | 25.873 | 27.859 | 31.664 | 18.657 | 185.3 | | | | | |
| 4 | 1'48.385 | | 28.387 | 25.642 | 30.767 | 23.589 | 191.4 | 9 | 1'44.690 | | 23.410 | 26.202 | 30.702 | 24.376 | 188.8 | | | | | |
| 5 | 1'47.878 | | 28.086 | 25.560 | 30.478 | 23.754 | 189.7 | 10 | 1'51.587 | * | 32.12* | 25.378 | 30.160 | 23.925 | 194.1 | | | | | |
| 6 | 1'53.968 | * | 33.82* | 26.508 | 30.148 | 23.487 | 193.2 | 11 | 1'47.782 | | 28.268 | 25.338 | 30.052 | 24.124 | 194.1 | | | | | |
| 7 | 1'50.022 | | 28.179 | 25.379 | 32.653 | 23.811 | 187.7 | 12 | 1'48.138 | | 28.268 | 25.327 | 30.116 | 24.427 | 194.0 | | | | | |
| 8 | 1'47.502 | | 28.040 | 25.683 | 30.151 | 23.628 | 192.6 | 13 | 1'48.158 | | 28.530 | 25.544 | 30.162 | 23.922 | 194.6 | | | | | |
| 9 | 1'47.839 | | 28.026 | 25.568 | 30.507 | 23.738 | 189.7 | 19th 82 Loran FABER Red Bull MotoGP Roo NED | | | | | | | | | | | | |
| 10 | 1'47.880 | | 28.015 | 25.462 | 30.323 | 24.080 | 189.4 | Runs=1 | | | Total laps=14 | | | Full laps=12 | | | | | | |
| 11 | 1'47.454 | | 28.046 | 25.430 | 30.379 | 23.599 | 194.0 | 1 | 2'12.695 | 21.808 | 27.584 | 30.774 | 24.133 | 192.1 | | | | | | |
| 12 | 1'47.140 | | 28.158 | 25.452 | 30.111 | 23.419 | 195.8 | 2 | 1'47.693 | 28.593 | 25.472 | 30.148 | 23.480 | 199.1 | | | | | | |
| 13 | 1'48.724 | | 29.028 | 25.444 | 30.849 | 23.403 | 189.6 | 3 | 1'47.673 | 28.217 | 25.560 | 30.075 | 23.821 | 196.6 | | | | | | |
| 14 | 1'47.030 | | 27.887 | 25.402 | 30.185 | 23.556 | 195.0 | 4 | 1'47.669 | 28.562 | 25.530 | 30.073 | 23.504 | 194.0 | | | | | | |
| 15th 21 Victor STEEMAN Red Bull MotoGP Roo NED | | | | | | | 20th 11 Gabriele GIANNINI Red Bull MotoGP Roo ITA | | | | | | | | | | | | | |
| Runs=3 | | | Total laps=12 | | | | Full laps=7 | | | | Runs=3 | | | Total laps=13 | | | | Full laps=8 | | |
| 1 | 2'10.678 | | 20.539 | 26.861 | 30.842 | 24.177 | 192.8 | 5 | 1'56.672 | 28.218 | 25.794 | 37.466 | 25.194 | 126.9 | | | | | | |
| 2 | 1'50.738 | P | 29.068 | 25.684 | 30.679 | 25.307 | 193.0 | 6 | 1'49.989 | 30.281 | 26.026 | 30.113 | 23.569 | 195.6 | | | | | | |
| 3 | 1'41.073 | | 19.625 | 26.263 | 31.066 | 24.119 | 187.8 | 7 | 1'47.507 | 27.887 | 25.890 | 30.148 | 23.582 | 192.4 | | | | | | |
| 4 | 1'48.516 | | 28.363 | 25.698 | 30.593 | 23.862 | 189.3 | 8 | 1'48.423 | 28.183 | 25.558 | 30.364 | 24.318 | 192.6 | | | | | | |
| 5 | 1'50.212 | | 29.816 | 25.888 | 30.738 | 23.770 | 188.8 | 9 | 1'48.678 | 27.917 | 26.034 | 31.001 | 23.726 | 196.2 | | | | | | |
| 6 | 1'47.931 | | 28.136 | 25.538 | 30.595 | 23.662 | 188.3 | 10 | 1'47.543 | 27.953 | 25.589 | 30.157 | 23.844 | 193.0 | | | | | | |
| 7 | 1'42.598 | P | 28.214 | 25.657 | 30.972 | 17.755 | 190.2 | 11 | 1'47.278 | 27.942 | 25.463 | 30.312 | 23.561 | 191.5 | | | | | | |
| 8 | 1'39.610 | | 19.019 | 26.148 | 30.604 | 23.839 | 188.6 | 12 | 1'48.140 | 28.081 | 25.543 | 30.814 | 23.702 | 192.1 | | | | | | |
| 9 | 1'48.840 | | 29.048 | 25.669 | 30.457 | 23.666 | 189.5 | 13 | 1'47.568 | 28.075 | 25.550 | 30.379 | 23.564 | 192.0 | | | | | | |
| 10 | 1'47.654 | | 28.092 | 25.549 | 30.295 | 23.718 | 190.4 | 14 | 1'47.350 | 28.105 | 25.483 | 30.085 | 23.677 | 191.7 | | | | | | |
| 11 | 1'47.151 | | 28.023 | 25.538 | 30.137 | 23.453 | 190.1 | 16th 9 Sasha DE VITS Red Bull MotoGP Roo BEL | | | | | | | | | | | | |
| 12 | 1'47.394 | | 28.113 | 25.480 | 30.205 | 23.596 | 190.7 | Runs=2 | | | Total laps=14 | | | | Full laps=11 | | | | | |
| 16th 9 Sasha DE VITS Red Bull MotoGP Roo BEL | | | | | | | 20th 11 Gabriele GIANNINI Red Bull MotoGP Roo ITA | | | | | | | | | | | | | |
| 1 | 2'09.366 | | 20.056 | 26.902 | 30.538 | 24.290 | 192.1 | 1 | 2'11.703 | 21.358 | 26.826 | 31.194 | 24.568 | 193.4 | | | | | | |
| 2 | 1'48.664 | | 28.786 | 25.693 | 30.103 | 24.082 | 194.8 | 2 | 1'50.053 | 28.898 | 25.809 | 31.175 | 24.171 | 192.9 | | | | | | |
| 3 | 1'49.791 | | 29.437 | 26.265 | 30.069 | 24.020 | 196.4 | 3 | 1'49.333 | 28.784 | 25.706 | 30.603 | 24.240 | 193.6 | | | | | | |
| 4 | 1'48.386 | | 28.361 | 25.954 | 30.329 | 23.742 | 191.0 | 4 | 1'49.324 | 28.769 | 25.543 | 31.015 | 23.997 | 195.4 | | | | | | |
| 5 | 1'47.914 | | 28.237 | 25.754 | 30.049 | 23.874 | 193.0 | 5 | 1'48.582 | 28.469 | 25.549 | 30.578 | 23.986 | 193.7 | | | | | | |
| 6 | 1'48.268 | | 28.294 | 25.876 | 30.075 | 24.023 | 192.8 | 6 | 1'53.052 | * | 32.43* | 26.617 | 30.283 | 23.713 | 196.5 | | | | | |
| 7 | 1'42.153 | P | 28.290 | 25.872 | 30.012 | 17.979 | 192.9 | 7 | 1'49.624 | 28.489 | 25.807 | 30.579 | 24.749 | 195.3 | | | | | | |
| 8 | 1'39.657 | | 20.287 | 25.771 | 29.817 | 23.782 | 197.9 | 8 | 1'47.708 | 28.250 | 25.382 | 30.304 | 23.772 | 196.6 | | | | | | |
| 9 | 1'47.821 | | 28.597 | 25.545 | 29.686 | 23.993 | 194.7 | 9 | 1'47.954 | 28.147 | 25.306 | 30.413 | 24.088 | 194.5 | | | | | | |
| 10 | 1'47.173 | | 28.021 | 25.690 | 29.761 | 23.701 | 193.8 | 10 | 1'47.946 | 28.250 | 25.318 | 30.463 | 23.915 | 194.6 | | | | | | |
| 11 | 1'47.337 | | 28.421 | 25.444 | 29.742 | 23.730 | 198.6 | 11 | 1'47.574 | 28.211 | 25.304 | 30.332 | 23.727 | 195.5 | | | | | | |
| 12 | 1'47.531 | | 28.245 | 25.531 | 29.841 | 23.914 | 195.8 | 12 | 1'47.648 | 28.201 | 25.405 | 30.340 | 23.702 | 194.5 | | | | | | |
| Fastest Lap: Aleix VIU Red Bull MotoGP Roo SPA 1'45.023 27.397 25.107 29.430 23.089 | | | | | | | 20th 11 Gabriele GIANNINI Red Bull MotoGP Roo ITA | | | | | | | | | | | | | |
| Runs=3 | | | Total laps=13 | | | | Full laps=8 | | | Runs=3 | | | Total laps=13 | | | | Full laps=8 | | | |
| Fastest Lap: Aleix VIU Red Bull MotoGP Roo SPA 1'45.023 27.397 25.107 29.430 23.089 | | | | | | | 1 2'12.464 20.407 28.463 31.388 24.408 187.7 | | | | | | | | | | | | | |

DORNA DATA PROCESSING TIMING SERVICE DORNA DATA PROCESSING TIMING SERVICE DORNA DATA PROCESSING TIMING SERVICE DORNA DATA PROCESSING TIMING SERVICE DORNA DATA PROCESSING TIMING SERVICE DORNA DATA PROCESSING TIMING SERVICE DORNA DATA PROCESSING TIMING SERVICE DORNA DATA PROCCEESSS



Qualifying Practice

RookiesCup

| Lap | Lap Time | T1 | T2 | T3 | T4 | Speed | Lap | Lap Time | T1 | T2 | T3 | T4 | Speed |
|-----|-----------------|---------------|---------------|---------------|---------------|--------------|-----|-----------------|---------------|---------------|---------------|---------------|-------|
| 2 | 1'50.112 | 29.220 | 26.212 | 30.516 | 24.164 | 188.7 | 10 | 1'50.380 | 28.731 | 25.946 | 31.084 | 24.619 | 191.3 |
| 3 | 1'49.477 | 28.543 | 25.852 | 30.311 | 24.771 | 193.3 | 11 | 1'48.568 | 28.555 | 25.639 | 30.173 | 24.201 | 191.7 |
| 4 | 1'50.045 P | 28.573 | 29.765 | 32.624 | 19.083 | 176.2 | 12 | 1'50.502 | 28.523 | 27.638 | 30.076 | 24.265 | 192.4 |
| 5 | 1'46.537 | 23.126 | 27.838 | 31.522 | 24.051 | 185.2 | 13 | 1'48.741 | 28.275 | 25.791 | 30.513 | 24.162 | 189.6 |
| 6 | 1'49.525 | 28.613 | 26.152 | 30.766 | 23.994 | 185.7 | 14 | 1'50.479 | 28.378 | 26.150 | 30.824 | 25.127 | 192.7 |
| 7 | 1'52.468 | 30.855 | 26.717 | 30.834 | 24.062 | 185.5 | | | | | | | |
| 8 | 1'54.042 | 28.316 | 25.800 | 31.887 | 28.039 | 184.6 | | | | | | | |
| 9 | 1'48.245 | 28.180 | 25.768 | 30.552 | 23.745 | 187.2 | | | | | | | |
| 10 | 1'42.364 P | 28.291 | 25.931 | 30.466 | 17.676 | 187.8 | | | | | | | |
| 11 | 1'41.896 | 20.987 | 26.854 | 30.169 | 23.886 | 192.0 | | | | | | | |
| 12 | 1'50.940 | 28.437 | 27.462 | 30.583 | 24.458 | 185.7 | | | | | | | |
| 13 | 1'48.095 | 28.092 | 25.706 | 30.474 | 23.823 | 188.3 | | | | | | | |

21st 19 Lorenzo BARTALE Red Bull MotoGP Roo ITA
Runs=2 Total laps=13 Full laps=10

| | | | | | | |
|----|-----------------|---------------|---------------|---------------|---------------|--------------|
| 1 | 2'12.006 | 20.498 | 27.115 | 30.729 | 24.392 | 191.6 |
| 2 | 1'49.926 | 29.057 | 26.274 | 30.469 | 24.126 | 191.8 |
| 3 | 1'49.320 | 28.816 | 26.090 | 30.312 | 24.102 | 194.3 |
| 4 | 1'49.342 | 28.870 | 25.918 | 30.493 | 24.061 | 193.3 |
| 5 | 1'48.792 | 28.475 | 25.889 | 30.578 | 23.850 | 189.6 |
| 6 | 1'49.488 | 28.705 | 26.331 | 30.414 | 24.038 | 189.2 |
| 7 | 1'48.607 | 28.270 | 26.136 | 30.292 | 23.909 | 189.8 |
| 8 | 1'48.845 | 28.463 | 25.938 | 30.359 | 24.085 | 190.3 |
| 9 | 1'51.809 | 28.224 | 26.244 | 31.277 | 26.064 | 186.6 |
| 10 | 1'46.605 P | 28.586 | 25.913 | 30.937 | 21.169 | 190.1 |
| 11 | 1'46.198 | 24.930 | 26.700 | 30.473 | 24.095 | 188.8 |
| 12 | 1'48.919 | 28.473 | 26.216 | 30.351 | 23.879 | 188.0 |
| 13 | 1'48.288 | 28.226 | 26.082 | 30.190 | 23.790 | 188.7 |

22nd 36 Beatriz NEILA Red Bull MotoGP Roo SPA
Runs=2 Total laps=13 Full laps=10

| | | | | | | |
|----|-----------------|---------------|---------------|---------------|---------------|--------------|
| 1 | 2'14.072 | 22.033 | 27.377 | 31.276 | 24.674 | 194.2 |
| 2 | 1'50.552 | 29.300 | 25.895 | 30.785 | 24.572 | 193.7 |
| 3 | 1'49.391 | 28.866 | 25.814 | 30.580 | 24.131 | 193.8 |
| 4 | 1'50.245 | 28.998 | 26.190 | 30.671 | 24.386 | 193.8 |
| 5 | 1'50.793 | 29.562 | 26.437 | 30.567 | 24.227 | 195.5 |
| 6 | 1'48.595 | 28.600 | 25.782 | 30.340 | 23.873 | 195.2 |
| 7 | 1'49.319 | 28.961 | 25.935 | 30.484 | 23.939 | 193.0 |
| 8 | 1'49.567 | 28.940 | 25.827 | 30.779 | 24.021 | 193.0 |
| 9 | 1'48.277 P | 29.391 | 27.233 | 32.117 | 19.536 | 186.5 |
| 10 | 1'44.009 | 22.121 | 26.760 | 31.006 | 24.122 | 191.5 |
| 11 | 1'49.201 | 28.821 | 25.791 | 30.231 | 24.358 | 194.6 |
| 12 | 1'49.176 | 28.616 | 25.871 | 30.721 | 23.968 | 188.5 |
| 13 | 1'48.471 | 28.549 | 25.738 | 30.209 | 23.975 | 194.0 |

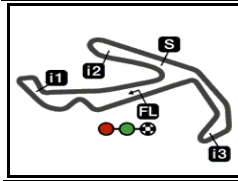
23rd 22 Peetu PAAVILAINEN Red Bull MotoGP Roo FIN
Runs=1 Total laps=14 Full laps=13

| | | | | | | |
|---|-----------------|--------|--------|--------|--------|--------------|
| 1 | 2'14.859 | 21.058 | 27.609 | 31.296 | 25.111 | 194.4 |
| 2 | 1'51.278 | 29.491 | 26.233 | 30.788 | 24.766 | 190.6 |
| 3 | 1'50.870 | 28.966 | 26.469 | 30.637 | 24.798 | 191.4 |
| 4 | 1'51.044 | 29.070 | 26.340 | 30.813 | 24.821 | 194.1 |
| 5 | 1'50.298 | 28.788 | 26.370 | 30.524 | 24.616 | 190.8 |
| 6 | 1'50.097 | 28.783 | 26.380 | 30.582 | 24.352 | 191.5 |
| 7 | 1'49.460 | 28.576 | 26.092 | 30.411 | 24.381 | 190.9 |
| 8 | 1'50.573 | 28.718 | 26.701 | 30.667 | 24.487 | 190.7 |
| 9 | 1'50.057 | 28.681 | 26.218 | 30.716 | 24.442 | 187.0 |

| | | | | | | |
|-------------------------------|-------------------------|-----------------|--------|--------|--------|--------|
| Fastest Lap: Aleix VIU | Red Bull MotoGP Roo SPA | 1'45.023 | 27.397 | 25.107 | 29.430 | 23.089 |
|-------------------------------|-------------------------|-----------------|--------|--------|--------|--------|

DORNA DATA PROCESSING .TIMING SERVICE DORNA DATA PROCESSING .TIMING SERVICE DORNA DATA PROCESSING .TIMING SERVICE DORNA DATA PROCESSING .TIMING SERVICE DORNA DATA PROCESSING .TIMING SERVICE DORNA DATA PROCESSING .TIMING SERVICE DORNA DATA PROCCEESSS





4226 m.

TRIBUL MASTERCARD GP S.MARINO E RIVIERA DI RIMINI
Official Starting Grid**RookiesCup**

Race : 17 laps = 71.842 km



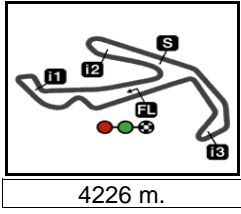
| | | | |
|---|---|---|---|
| 1 | 1 1'45.023 81 Aleix VIU KTM | 2 1'45.343 39 Kazuki MASAKI KTM | 3 1'45.413 79 Ai OGURA KTM |
| 2 | 4 1'45.796 65 Can ÖNCÜ KTM | 5 1'45.800 20 Omar BONOLI KTM | 6 1'46.184 12 Filip SALAC KTM |
| 3 | 7 1'46.208 69 Rory SKINNER KTM | 8 1'46.234 14 Matthias MEGGLE KTM | 9 1'46.249 52 Deniz ÖNCÜ KTM |
| 4 | 10 1'46.309 13 Walid SOPPE KTM | 11 1'46.378 83 Meikon KAWAKAMI KTM | 12 1'46.568 6 Ryusei YAMANAKA KTM |
| 5 | 13 1'46.845 40 Sean KELLY KTM | 14 1'47.030 43 Steward GARCIA KTM | 15 1'47.151 21 Victor STEEMAN KTM |
| 6 | 16 1'47.173 9 Sasha DE VITS KTM | 17 1'47.214 44 Kevin ORGIS KTM | 18 1'47.278 28 Adrian CARRASCO KTM |
| 7 | 19 1'47.574 82 Loran FABER KTM | 20 1'48.095 11 Gabriele GIANNINI KTM | 21 1'48.288 19 Lorenzo BARTALESI KTM |
| 8 | 22 1'48.471 36 Beatriz NEILA KTM | 23 1'48.568 22 Peetu PAAVILAINEN KTM | 24 1'48.828 24 Xavier ARTIGAS KTM |

The results are provisional until the end of the limit for protest and appeals and until the ratification of the Event Management Committee.

Time limit for protest expires 60' at the latest after publication of the results - Mr. Time:

DORNA DATA PROCESSING TIMING SERVICE DORNA DATA PROCESSING TIMING SERVICE DORNA DATA PROCESSING TIMING SERVICE DORNA DATA PROCESSING TIMING SERVICE DORNA DATA PROCESSING TIMING SERVICE DORNA DATA PROCESSING TIMING SERVICE DORNA DATA PROCESSING TIMING SERVICE DORNA DATA PROCESSING TIMING SERVICE DORNA DATA PROCESSES






4226 m.

Rookies Cup

TRIBUL MASTERCARD GP S.MARINO E RIVIERA DI RIMINI

Qualifying Practice

Fastest Laps Sequence

| <i>Practice Time</i> |  | <i>Rider</i> | <i>Nation</i> | <i>Motorcycle</i> | <i>Time</i> | <i>Km/h</i> | <i>Rider's Lap</i> |
|----------------------|---|---------------|---------------|-------------------|-------------|-------------|--------------------|
| 3'54.015 | 39 | Kazuki MASAKI | JPN | KTM | 1'47.398 | 141.6 | 2 |
| 3'54.246 | 13 | Walid SOPPE | NED | KTM | 1'47.339 | 141.7 | 2 |
| 3'54.259 | 79 | Ai OGURA | JPN | KTM | 1'46.879 | 142.3 | 2 |
| 5'40.334 | 79 | Ai OGURA | JPN | KTM | 1'46.075 | 143.4 | 3 |
| 5'40.651 | 20 | Omar BONOLI | ITA | KTM | 1'45.971 | 143.5 | 3 |
| 11'42.731 | 79 | Ai OGURA | JPN | KTM | 1'45.413 | 144.3 | 6 |
| 24'04.951 | 39 | Kazuki MASAKI | JPN | KTM | 1'45.343 | 144.4 | 13 |
| 24'19.482 | 81 | Aleix VIU | SPA | KTM | 1'45.023 | 144.8 | 13 |