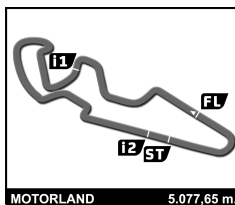




MotorLand Aragón / 7-8 October 2017

DORNA



MOTO3 FIM CEV REPSOL MOTORLAND ARAGÓN Race 1 ((15 laps, 76,2 km.))

Classification

Rider	Nat	Team	Bike	Tyres	Cl.	Laps	Total Time	Gap	Kph	Best Lap			
										Lap	Time	Kph	
1	5	Jaume Masia Vargas	SPA	CUNA DE CAMPEONES	KTM	DUNLOP	15	29:58.728	-	152.4	4	1:58.547	154.2
2	71	Dennis Foggia	ITA	JUNIOR TEAM VR46 RIDERS ACADEMY	KTM	DUNLOP	15	29:58.808	+0.080	152.4	3	1:59.010	153.6
3	31	Kazuki Masaki	JPN	ASIA TALENT TEAM	HONDA	DUNLOP	15	29:58.867	+0.139	152.4	3	1:58.990	153.6
4	47	Aaron Polanco Muñoz	SPA	LEOPARD JUNIOR TEAM	HONDA	DUNLOP	15	29:59.280	+0.552	152.4	4	1:58.615	154.1
5	22	Apiwath Wongthananon	THA	VR46 MASTERCAMP TEAM	KTM	DUNLOP	15	30:02.854	+4.126	152.1	3	1:59.008	153.6
6	52	Jeremy Alcoba Ferrer	SPA	JUNIOR TEAM ESTRELLA GALICIA 0,0	HONDA	DUNLOP	15	30:04.040	+5.312	152.0	4	1:59.024	153.6
7	63	Vicente Perez Selfa	SPA	REALE AVINTIA ACADEMY	KTM	DUNLOP	15	30:04.066	+5.338	152.0	2	1:59.410	153.1
8	32	Ai Ogura	JPN	ASIA TALENT TEAM	HONDA	DUNLOP	15	30:04.135	+5.407	152.0	2	1:59.440	153.0
9	21	Alonso López González	SPA	JUNIOR TEAM ESTRELLA GALICIA 0,0	HONDA	DUNLOP	15	30:04.266	+5.538	151.9	4	1:58.949	153.7
10	34	Andi Farid Izdihar	INA	ASTRA HONDA RACING TEAM	HONDA	DUNLOP	15	30:17.311	+18.583	150.9	2	1:59.607	152.8
11	88	Brunopalazzese Ieraci	ITA	TM RACING FACTORY TEAM	TM RACING	DUNLOP	15	30:17.646	+18.918	150.8	5	1:59.788	152.6
12	12	Filip Salac	CZE	MONTAZE BROZ RACING TEAM	KTM	DUNLOP	15	30:17.767	+19.039	150.8	3	1:59.557	152.9
13	76	Makar Yurchenko	KAZ	REALE AVINTIA ACADEMY	KTM	DUNLOP	15	30:17.819	+19.091	150.8	3	1:59.474	153.0
14	33	Yuki Kunii	JPN	ASIA TALENT TEAM	HONDA	DUNLOP	15	30:17.864	+19.136	150.8	4	1:59.906	152.4
15	55	Yari Montella	ITA	SIC58 SQUADRA CORSE	HONDA	DUNLOP	15	30:17.905	+19.177	150.8	3	1:59.774	152.6
16	69	Rory Skinner	GBR	RACING STEPS FOUNDATION/KRP	KTM	DUNLOP	15	30:18.072	+19.344	150.8	5	1:59.807	152.6
17	35	Somkiat Chantra	THA	AP HONDA RACING TEAM	HONDA	DUNLOP	15	30:18.078	+19.350	150.8	2	2:00.080	152.2
18	82	Stefano Nepa	ITA	NRT JUNIOR TEAM	KTM	DUNLOP	15	30:18.246	+19.518	150.8	5	1:59.733	152.6
19	27	Mattia Casadei	ITA	SIC58 SQUADRA CORSE	HONDA	DUNLOP	15	30:18.755	+20.027	150.7	3	2:01.403	152.5
20	14	Sergio García Dols	SPA	JUNIOR TEAM ESTRELLA GALICIA 0,0	HONDA	DUNLOP	15	30:22.289	+23.561	150.4	2	1:59.084	153.5
21	77	Lorenzo Petrarca	ITA	JHK T-SHIRT	HUSQVARNA	DUNLOP	15	30:30.363	+31.635	149.8	8	2:00.583	151.6
22	67	Gerard Riu I Malé	SPA	MAHINDRA LAGLISSE TEAM	MAHINDRA	DUNLOP	15	30:30.459	+31.731	149.8	2	2:00.391	151.8
23	7	Tim Georgi	GER	KIEFER RACING	KTM	DUNLOP	15	30:30.620	+31.892	149.8	3	2:01.403	150.5
24	23	Raúl Fernández González	SPA	MRW-MAHINDRA-ASPAR TEAM	MAHINDRA	DUNLOP	15	30:30.921	+32.193	149.7	3	2:00.644	151.5
25	11	Daniel Jones	GBR	RACING STEPS FOUNDATION/KRP	KTM	DUNLOP	15	30:30.927	+32.199	149.7	2	2:00.896	151.2
26	28	Loran Faber	NED	DUTCH RACING TEAM	HONDA	DUNLOP	15	30:30.992	+32.264	149.7	8	2:00.816	151.3
27	65	Josh Owens	GBR	PROMORACING	KALEX	DUNLOP	15	30:34.308	+35.580	149.5	10	2:00.925	151.1
28	48	Andrea Cavaliere	ITA	JHK T-SHIRT	HUSQVARNA	DUNLOP	15	30:42.127	+43.399	148.8	2	2:00.569	151.6
29	16	Alex Ruiz Carranza	SPA	MRW-MAHINDRA-ASPAR TEAM	MAHINDRA	DUNLOP	15	30:43.837	+45.109	148.7	7	2:01.988	149.8
30	19	Rufino Florido Sánchez	SPA	MAHINDRA LAGLISSE TEAM	MAHINDRA	DUNLOP	15	30:46.961	+48.233	148.4	2	2:01.950	149.9
31	17	Riccardo Rossi	ITA	JHK T-SHIRT	HUSQVARNA	DUNLOP	15	30:48.894	+50.166	148.3	2	2:01.338	150.6
32	84	Ivan Miralles Rodríguez	SPA	CUNA DE CAMPEONES	MIR RACING	DUNLOP	15	31:01.156	+1:02.428	147.3	11	2:03.145	148.4
33	45	Clément Rougé	FRA	TEAM C - RACER	KALEX	DUNLOP	15	31:06.317	+1:07.589	146.9	2	2:03.177	148.4
34	6	Dirk Geiger	GER	KIEFER RACING	KTM	DUNLOP	15	31:08.225	+1:09.497	146.7	2	2:03.246	148.3
35	96	Brandon Paasch	USA	PROMORACING	KTM	DUNLOP	15	31:15.921	+1:17.193	146.1	4	2:03.432	148.1
36	24	Chandler Cooper	AUS	PROMORACING	KTM	DUNLOP	15	31:26.539	+1:27.811	145.3	8	2:04.015	147.4

Not classified:

99	Angel Lorente Molina	SPA	CUNA DE CAMPEONES	MIR RACING	DUNLOP	15	31:01.787			2	2:00.036	152.3
9	Kasma Kasmayudin	MAL	PETRONAS SPRINTA RACING	HONDA	DUNLOP	13	27:02.262			8	2:00.737	151.4
50	Jason Dupasquier	SWI	CARPERT INTERWETTEN JUNIOR MOTO3	KTM	DUNLOP	11	22:24.314			8	2:00.680	151.5
81	Aleix Viu Cotoli	SPA	42MOTORSPORT	KTM	DUNLOP	3	5:59.487			2	1:58.838	153.8
13	Celestino Vietti Ramus	ITA	JUNIOR TEAM VR46 RIDERS ACADEMY	KTM	DUNLOP	2	4:01.217			2	1:59.090	153.5
86	Charlie Nesbitt	GBR	JUNIOR TEAM ESTRELLA GALICIA 0,0	HONDA	DUNLOP	2	4:03.952			2	1:59.826	152.5
18	Ryan Van De Lagemaat	NED	LAGEMAAT RACING	KTM	DUNLOP	1	2:09.721					
8	Gabriel Martínez-Abrego Cantú	MEX	MOTOMEX TEAM MOTO3	KTM	DUNLOP	1	2:10.142					

Pole Position	D. Foggia	1:58.158	154.7 Kph
Fastest Lap	Lap 4 Jaume Masia Vargas	1:58.547	154.2 Kph

#14 - #17 - #21 -- 5 SECONDS TIME PENALTY REPETEDLY EXCEEDING TRACK LIMITS

Published at:

Track Status: **DRY**

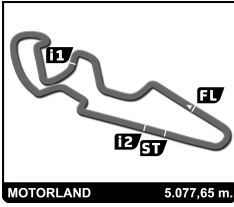
Race Director:	Timekeeper:
-----------------------	--------------------





MotorLand Aragón / 7-8 October 2017

DORNA



MOTO3

FIM CEV REPSOL MOTORLAND ARAGÓN

Race 1

Lap Chart

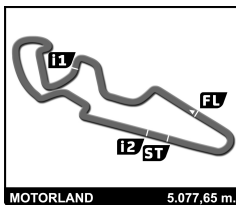
		LAP															
Nr	Pos	Grid	1	2	3	4	5	6	7	8	9	10	11	12	13	14	15
71	1	71	71	71	71	71	71	71	71	71	71	71	71	5	47	47	5
81	2	81	81	81	5	5	5	5	5	5	47	5	5	71	71	71	71
47	3	47	31	13	5	47	47	47	47	47	5	47	31	31	31	21	31
31	4	31	47	5	47	31	31	31	31	31	31	31	47	47	5	5	21
13	5	13	47	31	22	22	22	22	22	22	21	21	21	21	21	31	47
22	6	22	5	31	22	32	32	21	21	21	21	22	22	22	22	22	22
76	7	76	22	22	63	21	21	63	63	52	32	63	63	63	63	63	52
21	8	21	32	63	32	63	63	52	52	63	63	32	32	52	52	52	63
5	9	5	63	32	21	52	52	32	32	32	52	52	52	32	32	32	32
32	10	32	76	21	52	76	76	76	14	14	76	14	34	34	34	34	14
63	11	63	52	52	76	14	14	14	34	76	88	88	88	14	14	12	34
27	12	27	21	76	14	55	55	34	76	69	14	34	76	76	88	14	88
86	13	86	86	86	55	27	27	55	55	55	34	76	14	88	12	88	12
7	14	7	55	14	27	34	34	27	69	34	55	55	12	12	33	55	76
55	15	55	27	55	34	35	69	69	27	12	12	12	33	33	55	33	33
69	16	69	14	27	35	12	35	35	12	88	69	69	55	55	35	76	55
52	17	52	69	35	69	69	12	12	35	33	33	33	35	35	69	35	69
82	18	82	35	69	12	33	82	82	33	35	35	35	69	69	76	69	35
33	19	33	34	34	33	82	33	33	88	82	27	82	82	82	82	27	82
34	20	34	7	33	88	88	88	88	82	27	82	27	27	27	27	82	27
11	21	11	33	82	82	11	11	11	11	11	11	77	77	77	77	67	77
35	22	35	82	88	11	99	99	99	23	7	77	99	99	67	67	77	67
14	23	14	88	12	7	7	67	67	99	99	99	11	11	7	7	7	7
12	24	12	12	99	99	67	23	23	7	23	7	7	7	99	11	23	23
88	25	88	11	7	67	23	7	7	67	77	23	67	67	9	99	99	11
8	26	8	99	11	48	48	48	48	77	67	67	23	9	11	23	11	28
67	27	67	67	67	23	9	50	77	48	50	50	50	23	23	28	28	65
17	28	17	48	48	9	77	77	9	50	48	28	28	28	28	65	65	48
99	29	99	17	23	17	50	9	50	28	28	48	9	50	65	48	48	16
50	30	50	23	17	77	28	28	28	9	9	9	48	48	48	16	16	17
28	31	28	19	9	50	17	17	17	65	65	65	65	65	17	17	17	19
23	32	23	9	19	28	19	65	65	17	17	17	17	17	16	19	19	84
48	33	48	50	77	19	65	19	19	19	16	16	16	16	19	84	84	99
65	34	65	77	50	65	16	16	16	16	19	19	19	19	84	45	45	45
16	35	16	18	28	16	84	84	96	84	84	84	84	84	45	6	6	6
9	36	9	28	65	84	96	96	84	96	45	45	45	45	6	9	96	96
19	37	19	65	16	96	6	6	45	45	6	6	6	6	96	96	24	24
18	38	18	8	96	6	45	45	6	6	96	96	96	96	24	24		
6	39	6	16	84	45	24	24	24	24	24	24	24	24				
45	40	45	96	6	24												
96	41	96	84	45													
24	42	24	6	24													
77	43	77	45														
84	44	84	24														





MotorLand Aragón / 7-8 October 2017

DORNA



MOTO3 FIM CEV REPSOL MOTORLAND ARAGÓN Race 1

Best Sector Times

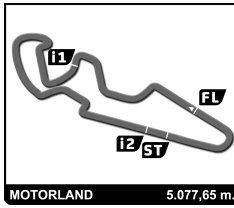
SECTOR 1			SECTOR 2			SECTOR 3					
Pos	Rider	Time	Rider	Time	Rider	Time	Pos	Rider	Ideal Lap	Best Lap	
1	47 A.Polanco Muñoz	33.251	5 J.Masia Vargas	1:03.822	14 S.García Dols	21.099	1	5 J.Masia Vargas	1:58.367	1:58.547	(1)
2	71 D.Foggia	33.298	47 A.Polanco Muñoz	1:03.851	21 A.López González	21.137	2	47 A.Polanco Muñoz	1:58.388	1:58.615	(2)
3	5 J.Masia Vargas	33.332	81 A.Viu Cotoli	1:03.993	31 K.Masaki	21.144	3	21 A.López González	1:58.558	1:58.949	(4)
4	21 A.López González	33.336	71 D.Foggia	1:04.041	22 A.Wongthananon	21.153	4	81 A.Viu Cotoli	1:58.756	1:58.838	(3)
5	81 A.Viu Cotoli	33.368	21 A.López González	1:04.085	13 C.Vietti Ramus	21.172	5	22 A.Wongthananon	1:58.767	1:59.008	(6)
6	31 K.Masaki	33.385	22 A.Wongthananon	1:04.189	34 A.Farid Izdihar	21.187	6	71 D.Foggia	1:58.806	1:59.010	(7)
7	52 J.Alcoba Ferrer	33.408	13 C.Vietti Ramus	1:04.227	63 V.Perez Selfa	21.201	7	31 K.Masaki	1:58.810	1:58.990	(5)
8	22 A.Wongthananon	33.425	31 K.Masaki	1:04.281	82 S.Nepa	21.203	8	13 C.Vietti Ramus	1:58.901	1:59.090	(10)
9	14 S.García Dols	33.445	63 V.Perez Selfa	1:04.320	5 J.Masia Vargas	21.213	9	14 S.García Dols	1:58.971	1:59.084	(9)
10	55 Y.Montella	33.497	52 J.Alcoba Ferrer	1:04.337	33 Y.Kunii	21.214	10	52 J.Alcoba Ferrer	1:58.992	1:59.024	(8)
11	13 C.Vietti Ramus	33.502	32 A.Ogura	1:04.364	52 J.Alcoba Ferrer	21.247	11	32 A.Ogura	1:59.199	1:59.440	(12)
12	76 M.Yurchenko	33.513	12 F.Salac	1:04.370	55 Y.Montella	21.265	12	63 V.Perez Selfa	1:59.235	1:59.410	(11)
13	27 M.Casadei	33.531	14 S.García Dols	1:04.427	86 C.Nesbitt	21.267	13	76 M.Yurchenko	1:59.321	1:59.474	(13)
14	32 A.Ogura	33.554	76 M.Yurchenko	1:04.480	99 A.Lorente Molina	21.276	14	34 A.Farid Izdihar	1:59.466	1:59.607	(15)
15	34 A.Farid Izdihar	33.575	33 Y.Kunii	1:04.594	32 A.Ogura	21.281	15	12 F.Salac	1:59.512	1:59.557	(14)
16	86 C.Nesbitt	33.626	86 C.Nesbitt	1:04.618	69 R.Skinner	21.283	16	82 S.Nepa	1:59.567	1:59.733	(16)
17	88 B.Ieraci	33.660	69 R.Skinner	1:04.641	47 A.Polanco Muñoz	21.286	17	55 Y.Montella	1:59.576	1:59.774	(17)
18	48 A.Cavaliere	33.706	88 B.Ieraci	1:04.684	35 S.Chantra	21.318	18	69 R.Skinner	1:59.656	1:59.807	(19)
19	99 A.Lorente Molina	33.706	34 A.Farid Izdihar	1:04.704	76 M.Yurchenko	21.328	19	27 M.Casadei	1:59.680	1:59.817	(20)
20	63 V.Perez Selfa	33.714	35 S.Chantra	1:04.763	7 T.Georgi	21.331	20	88 B.Ieraci	1:59.682	1:59.788	(18)
21	35 S.Chantra	33.714	27 M.Casadei	1:04.807	88 B.Ieraci	21.338	21	33 Y.Kunii	1:59.691	1:59.906	(22)
22	67 G.Riu I Malé	33.722	55 Y.Montella	1:04.814	27 M.Casadei	21.342	22	35 S.Chantra	1:59.795	2:00.080	(24)
23	69 R.Skinner	33.732	86 C.Nesbitt	1:04.917	11 D.Jones	21.358	23	86 C.Nesbitt	1:59.810	1:59.826	(21)
24	12 F.Salac	33.744	99 A.Lorente Molina	1:04.946	8 G.Martínez-Abrego Casti	21.372	24	99 A.Lorente Molina	1:59.928	2:00.036	(23)
25	82 S.Nepa	33.746	50 J.Dupasquier	1:05.030	67 G.Riu I Malé	21.392	25	23 R.Fernández González	2:00.374	2:00.644	(28)
26	23 R.Fernández González	33.785	23 R.Fernández González	1:05.039	81 A.Viu Cotoli	21.395	26	67 G.Riu I Malé	2:00.391	2:00.391	(25)
27	33 Y.Kunii	33.883	9 K.Kasmayudin	1:05.074	12 F.Salac	21.398	27	48 A.Cavaliere	2:00.490	2:00.569	(26)
28	77 L.Petrarca	33.915	77 L.Petrarca	1:05.092	9 K.Kasmayudin	21.434	28	77 L.Petrarca	2:00.544	2:00.583	(27)
29	11 D.Jones	33.956	28 L.Faber	1:05.095	28 L.Faber	21.448	29	50 J.Dupasquier	2:00.626	2:00.680	(29)
30	65 J.Owens	33.973	7 T.Georgi	1:05.166	71 D.Foggia	21.467	30	11 D.Jones	2:00.633	2:00.896	(32)
31	50 J.Dupasquier	34.034	67 G.Riu I Malé	1:05.277	48 A.Cavaliere	21.471	31	7 T.Georgi	2:00.667	2:01.403	(35)
32	17 R.Rossi	34.060	48 A.Cavaliere	1:05.313	65 J.Owens	21.528	32	28 L.Faber	2:00.685	2:00.816	(31)
33	28 L.Faber	34.142	11 D.Jones	1:05.319	77 L.Petrarca	21.537	33	9 K.Kasmayudin	2:00.737	2:00.737	(30)
34	7 T.Georgi	34.170	65 J.Owens	1:05.333	23 R.Fernández González	21.550	34	65 J.Owens	2:00.834	2:00.925	(33)
35	9 K.Kasmayudin	34.229	16 A.Ruiz Carranza	1:05.536	50 J.Dupasquier	21.562	35	17 R.Rossi	2:01.182	2:01.338	(34)
36	19 R.Florido Sánchez	34.278	17 R.Rossi	1:05.540	17 R.Rossi	21.582	36	16 A.Ruiz Carranza	2:01.547	2:01.988	(37)
37	16 A.Ruiz Carranza	34.416	19 R.Florido Sánchez	1:05.847	19 R.Florido Sánchez	21.586	37	19 R.Florido Sánchez	2:01.711	2:01.950	(36)
38	84 I.Mirallas Rodríguez	34.489	45 C.Rougé	1:06.290	6 D.Geiger	21.592	38	84 I.Mirallas Rodríguez	2:02.523	2:03.145	(38)
39	96 B.Paasch	34.664	84 I.Mirallas Rodríguez	1:06.336	16 A.Ruiz Carranza	21.595	39	6 D.Geiger	2:02.744	2:03.246	(40)
40	45 C.Rougé	34.670	6 D.Geiger	1:06.342	84 I.Mirallas Rodríguez	21.698	40	45 C.Rougé	2:02.971	2:03.177	(39)
41	6 D.Geiger	34.810	24 C.Cooper	1:06.669	18 R.Van De Lagemaat	21.875	41	96 B.Paasch	2:03.279	2:03.432	(41)
42	24 C.Cooper	34.811	96 B.Paasch	1:06.678	96 B.Paasch	21.937	42	24 C.Cooper	2:03.785	2:04.015	(42)





MotorLand Aragón / 7-8 October 2017

DORNA



MOTO3

FIM CEV REPSOL MOTORLAND ARAGÓN After Race 1

Event maximum speed

Rider	Team	Bike	Class	T. Speed	Lap	Session
50 Jason Dupasquier	CARXPRT INTERWETTEN JUNIOR MOTO3	KTM		240.0	5	Qualifying practice 1
31 Kazuki Masaki	ASIA TALENT TEAM	HONDA		239.5	15	Qualifying practice 2
7 Tim Georgi	KIEFER RACING	KTM		238.9	14	Qualifying practice 2
35 Somkiat Chantra	AP HONDA RACING TEAM	HONDA		238.4	15	Qualifying practice 2
69 Rory Skinner	RACING STEPS FOUNDATION/KRP	KTM		238.4	15	Race 1
11 Daniel Jones	RACING STEPS FOUNDATION/KRP	KTM		237.9	12	Qualifying practice 2
33 Yuki Kunii	ASIA TALENT TEAM	HONDA		237.4	15	Qualifying practice 2
5 Jaume Masia Vargas	CUNA DE CAMPEONES	KTM		237.4	12	Qualifying practice 1
52 Jeremy Alcoba Ferrer	JUNIOR TEAM ESTRELLA GALICIA 0,0	HONDA		236.8	9	Qualifying practice 2
21 Alonso López González	JUNIOR TEAM ESTRELLA GALICIA 0,0	HONDA		236.3	10	Qualifying practice 2
47 Aaron Polanco Muñoz	LEOPARD JUNIOR TEAM	HONDA		236.3	12	Race 1
55 Yari Montella	SIC58 SQUADRA CORSE	HONDA		236.3	11	Qualifying practice 1
27 Mattia Casadei	SIC58 SQUADRA CORSE	HONDA		235.8	8	Qualifying practice 2
32 Ai Ogura	ASIA TALENT TEAM	HONDA		235.8	1	Race 1
34 Andi Farid Izdihar	ASTRA HONDA RACING TEAM	HONDA		235.8	14	Qualifying practice 2
28 Loran Faber	DUTCH RACING TEAM	HONDA		235.3	5	Qualifying practice 1
63 Vicente Perez Selfa	REALE AVINTIA ACADEMY	KTM		235.3	1	Race 1
88 Brunopalazzese Ieraci	TM RACING FACTORY TEAM	TM RACING		235.3	13	Qualifying practice 2
14 Sergio García Dols	JUNIOR TEAM ESTRELLA GALICIA 0,0	HONDA		234.8	2	Race 1
12 Filip Salac	MONTAZE BROZ RACING TEAM	KTM		234.3	6	Race 1
13 Celestino Vietti Ramus	JUNIOR TEAM VR46 RIDERS ACADEMY	KTM		234.3	1	Race 1
8 Gabriel Martínez-Abrego Cantú	MOTOMEX TEAM MOTO3	KTM		234.3	1	Race 1
81 Aleix Viu Cotoli	42MOTORSPORT	KTM		234.3	13	Qualifying practice 1
82 Stefano Nepa	NRT JUNIOR TEAM	KTM		234.3	11	Qualifying practice 2
16 Alex Ruiz Carranza	MRW-MAHINDRA-ASPAR TEAM	MAHINDRA		233.8	14	Qualifying practice 2
67 Gerard Riu I Malé	MAHINDRA LAGLISSE TEAM	MAHINDRA		233.8	6	Qualifying practice 1
71 Dennis Foggia	JUNIOR TEAM VR46 RIDERS ACADEMY	KTM		233.8	8	Qualifying practice 2
86 Charlie Nesbitt	JUNIOR TEAM ESTRELLA GALICIA 0,0	HONDA		233.8	2	Race 1
9 Kasma Kasmayudin	PETRONAS SPRINTA RACING	HONDA		233.3	1	Race 1
48 Andrea Cavaliere	JHK T-SHIRT	HUSQVARNA		232.8	6	Qualifying practice 1
76 Makar Yurchenko	REALE AVINTIA ACADEMY	KTM		232.8	8	Qualifying practice 1
19 Rufino Florido Sánchez	MAHINDRA LAGLISSE TEAM	MAHINDRA		232.3	10	Qualifying practice 2
22 Apiwath Wongthananon	VR46 MASTERCAMP TEAM	KTM		232.3	9	Qualifying practice 2
6 Dirk Geiger	KIEFER RACING	KTM		231.3	2	Race 1
45 Clément Rougé	TEAM C - RACER	KALEX		230.3	3	Race 1
77 Lorenzo Petrarca	JHK T-SHIRT	HUSQVARNA		230.3	2	Race 1
84 Ivan Miralles Rodríguez	CUNA DE CAMPEONES	MIR RACING		229.8	2	Race 1
17 Riccardo Rossi	JHK T-SHIRT	HUSQVARNA		229.3	6	Qualifying practice 1
65 Josh Owens	PROMORACING	KALEX		229.3	1	Race 1
23 Raúl Fernández González	MRW-MAHINDRA-ASPAR TEAM	MAHINDRA		228.3	1	Qualifying practice 1
96 Brandon Paasch	PROMORACING	KTM		227.8	1	Race 1
99 Angel Lorente Molina	CUNA DE CAMPEONES	MIR RACING		227.8	2	Qualifying practice 1
18 Ryan Van De Lagemaat	LAGEMAAT RACING	KTM		225.0	9	Qualifying practice 1
24 Chandler Cooper	PROMORACING	KTM		224.5	14	Qualifying practice 1





Moto3 JUNIOR
WORLD CHAMPIONSHIP

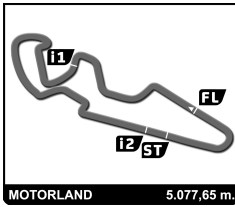
Moto2
EUROPEAN CHAMPIONSHIP

EUROPEAN
Talent CUP

EUROPEAN
KAWASAKI Z CUP

MotorLand Aragón / 7-8 October 2017

DORNA **rme**



MOTO3

FIM CEV REPSOL MOTORLAND ARAGÓN

Race 1

Leader Sequence

Nr	Rider	Team	Bike	Start	End Lap	Laps	Total Laps
71	Dennis Foggia	JUNIOR TEAM VR46 RIDERS ACADEMY	KTM	1	11	11	11
5	Jaume Masia Vargas	CUNA DE CAMPEONES	KTM	12	12	1	1
47	Aaron Polanco Muñoz	LEOPARD JUNIOR TEAM	HONDA	13	14	2	2
5	Jaume Masia Vargas	CUNA DE CAMPEONES	KTM	15	15	1	2

Moto3 JUNIOR
WORLD CHAMPIONSHIP

Moto2
EUROPEAN CHAMPIONSHIP

EUROPEAN
Talent CUP

EUROPEAN
KAWASAKI Z CUP



Moto3 JUNIOR
WORLD CHAMPIONSHIP

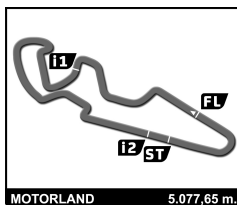
Moto2
EUROPEAN CHAMPIONSHIP

EUROPEAN
Talent CUP

EUROPEAN
KAWASAKI Z CUP

MotorLand Aragón / 7-8 October 2017

DORNA



MOTO3

FIM CEV REPSOL MOTORLAND ARAGÓN

Race 1

Fastest Lap Sequence

Practice Time	Rider	Team	Bike	Class	Time	Kph	Lap
4:00.310	71 Dennis Foggia	JUNIOR TEAM VR46 RIDERS ACADEMY	KTM		1:59.099	153.5	2
4:00.439	81 Aleix Viu Cotoli	42MOTORSPORT	KTM		1:58.838	153.8	2
7:58.744	5 Jaume Masia Vargas	CUNA DE CAMPEONES	KTM		1:58.547	154.2	4

Moto3 JUNIOR
WORLD CHAMPIONSHIP

Moto2
EUROPEAN CHAMPIONSHIP

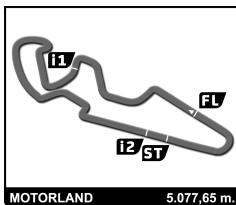
EUROPEAN
Talent CUP

EUROPEAN
KAWASAKI Z CUP



MotorLand Aragón / 7-8 October 2017

DORVA rme



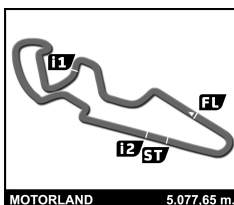
MOTO3 FIM CEV REPSOL MOTORLAND ARAGÓN Race 1

Analysis by lap

Lapped

Nr	Lap Time	Gap	Nr	Lap Time	Gap	Nr	Lap Time	Gap	Nr	Lap Time	Gap	Nr	Lap Time	Gap
Lap 1			21	1:59.804	3.234	7	2:01.403	9.660	45	2:03.975	24.119	34	2:00.316	8.732
71	2:01.211		52	2:00.300	3.497	99	2:01.827	9.697	24	2:05.093	31.041	55	2:00.587	8.794
81	2:01.601	0.390	76	2:00.738	3.591	67	2:01.253	10.025	Lap 5			27	2:00.609	8.901
31	2:01.788	0.577	86	1:59.826	3.642	48	2:01.281	10.333	71	1:59.266		69	2:00.230	9.098
47	2:01.955	0.744	14	1:59.084	4.050	23	2:00.644	10.468	5	1:59.254	0.061	35	2:00.233	9.178
13	2:02.127	0.916	55	2:00.201	4.188	9	2:01.395	12.210	47	1:59.374	0.587	12	2:00.146	9.326
5	2:02.170	0.959	27	2:00.054	4.261	17	2:02.440	12.595	31	1:59.688	1.652	82	2:00.260	9.578
22	2:02.703	1.492	35	2:00.080	5.121	77	2:01.440	12.635	22	1:59.681	1.826	33	2:00.232	9.621
32	2:03.031	1.820	69	2:00.088	5.122	50	2:01.602	12.912	88	2:00.223	9.850	11	2:01.871	16.344
63	2:03.034	1.823	34	1:59.607	5.153	28	2:01.292	13.439	32	1:59.640	3.399	99	2:01.845	16.401
76	2:03.163	1.952	33	2:00.631	6.474	19	2:02.592	13.654	21	1:59.654	3.472	67	2:01.753	16.428
52	2:03.507	2.296	82	2:00.622	6.582	65	2:01.497	14.578	63	1:59.632	3.679	23	2:01.812	16.615
21	2:03.740	2.529	88	2:00.571	6.650	16	2:02.736	16.394	52	1:59.749	3.848	7	2:01.914	16.849
86	2:04.126	2.915	12	2:00.337	6.708	84	2:03.738	18.706	76	2:00.662	6.231	48	2:02.171	17.893
55	2:04.297	3.086	99	2:00.036	6.880	96	2:04.297	19.194	14	2:00.681	6.263	77	2:01.229	18.520
27	2:04.517	3.306	7	2:01.503	7.267	6	2:04.338	19.368	55	2:01.155	7.881	9	2:01.238	18.644
14	2:05.276	4.065	11	2:00.896	7.532	45	2:03.815	19.495	27	2:01.165	7.966	50	2:01.784	18.911
69	2:05.344	4.133	67	2:00.391	7.782	24	2:05.785	25.299	34	1:59.978	8.090	28	2:01.447	19.063
35	2:05.351	4.140	48	2:00.569	8.062	Lap 4			35	2:00.175	8.619	17	2:01.765	20.887
34	2:05.856	4.645	23	2:00.872	8.834	71	1:59.351		12	2:00.151	8.854	65	2:01.742	20.922
7	2:06.074	4.863	17	2:01.338	9.165	5	1:58.547	0.073	82	1:59.733	8.992	19	2:03.129	23.716
33	2:06.153	4.942	9	2:01.591	9.825	47	1:58.615	0.479	33	2:00.273	9.063	16	2:02.231	25.088
82	2:06.270	5.059	19	2:01.950	10.072	31	1:59.131	1.230	88	1:59.788	9.301	96	2:04.171	32.199
88	2:06.389	5.178	77	2:01.338	10.205	22	1:59.201	1.411	11	2:01.649	14.147	84	2:04.320	32.249
12	2:06.681	5.470	50	2:01.706	10.320	32	1:59.634	3.025	99	2:01.654	14.230	45	2:03.800	32.297
11	2:06.946	5.735	28	2:01.697	11.157	21	1:58.949	3.084	67	2:01.470	14.349	6	2:04.736	32.818
99	2:07.154	5.943	65	2:02.347	12.091	63	1:59.947	3.313	23	2:01.352	14.477	24	2:04.365	41.444
67	2:07.701	6.490	16	2:02.703	12.668	52	1:59.024	3.365	7	2:01.934	14.609	Lap 7		
48	2:07.803	6.592	96	2:03.693	13.907	76	2:00.131	4.835	48	2:01.943	15.396	71	1:59.700	
17	2:08.137	6.926	84	2:03.481	13.978	14	1:59.623	4.848	50	2:01.183	16.801	5	1:59.702	0.048
23	2:08.272	7.061	6	2:03.246	14.040	55	2:00.391	5.992	77	2:01.518	16.965	47	1:59.756	0.209
19	2:08.432	7.221	45	2:03.177	14.690	27	2:00.350	6.067	9	2:01.789	17.080	31	1:59.522	1.397
9	2:08.544	7.333	24	2:05.326	18.524	34	2:00.365	7.378	28	2:01.071	17.290	22	1:59.468	1.500
50	2:08.924	7.713	Lap 3			35	2:00.258	7.710	17	2:02.039	18.796	65	2:01.476	18.854
77	2:09.177	7.966	71	1:59.010		12	2:00.065	7.969	65	2:01.476	18.854	19	2:02.933	20.261
18	2:09.721	8.510	81	1:59.048	0.167	69	2:00.207	8.001	16	2:02.478	22.531	16	2:02.478	22.531
28	2:09.770	8.559	5	1:58.977	0.877	33	1:59.906	8.056	84	2:03.739	27.603	32	1:59.788	4.224
65	2:10.054	8.843	47	1:59.039	1.215	82	2:00.058	8.525	96	2:03.693	27.702	14	2:01.568	9.721
8	2:10.142	8.931	31	1:58.990	1.450	88	2:00.398	8.779	6	2:03.529	27.756	34	2:00.703	9.735
16	2:10.275	9.064	22	1:59.008	1.561	11	2:01.530	11.764	45	2:03.318	28.171	76	2:01.737	9.793
96	2:10.524	9.313	63	1:59.593	2.717	99	2:01.496	11.842	24	2:04.978	36.753	55	2:00.775	9.869
84	2:10.807	9.596	32	1:59.591	2.742	7	2:01.632	11.941	Lap 6			69	2:00.493	9.891
6	2:11.104	9.893	21	1:59.262	3.486	67	2:01.471	12.145	71	1:59.674		27	2:00.798	9.999
45	2:11.823	10.612	52	1:59.205	3.692	23	2:01.274	12.391	5	1:59.659	0.046	12	2:00.379	10.005
24	2:13.508	12.297	76	1:59.474	4.055	48	2:01.737	12.719	47	1:59.240	0.153	35	2:00.605	10.083
Lap 2			14	1:59.536	4.576	9	2:01.698	14.557	31	1:59.597	1.575	33	2:00.430	10.351
71	1:59.099		55	1:59.774	4.952	77	2:01.429	14.713	22	1:59.580	1.732	88	2:00.358	10.508
81	1:58.838	0.129	27	1:59.817	5.068	50	2:01.323	14.884	63	1:59.534	3.332	82	2:00.833	10.711
13	1:59.090	0.907	34	2:00.221	6.364	28	2:01.397	15.485	21	1:59.534	3.332	11	2:01.833	18.477
5	1:59.050	0.910	35	2:00.692	6.803	17	2:02.779	16.023	63	1:59.897	3.902	23	2:01.669	18.584
47	1:59.541	1.186	69	2:01.033	7.145	19	2:02.291	16.594	52	1:59.799	3.973	99	2:02.031	18.732
31	1:59.992	1.470	12	1:59.557	7.255	65	2:01.417	16.644	32	2:00.411	4.136	7	2:01.585	18.734
22	1:59.170	1.563	33	2:00.037	7.501	16	2:02.276	19.319	76	2:01.199	7.756	67	2:02.168	18.896
63	1:59.410	2.134	88	2:00.092	7.732	84	2:03.775	23.130	14	2:01.264	7.853	77	2:01.107	19.927
32	1:59.440	2.161	82	2:00.246	7.818	96	2:03.432	23.275	Lapped			48	2:01.938	20.131
			11	2:01.063	9.585	6	2:03.476	23.493						





MOTO3 FIM CEV REPSOL MOTORLAND ARAGÓN

Race 1

Analysis by lap

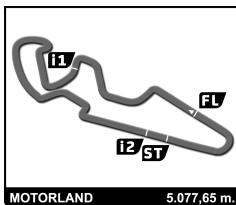
Lapped

Table with 10 columns: Nr, Lap Time, Gap, Nr, Lap Time, Gap, Nr, Lap Time, Gap, Nr, Lap Time, Gap. It contains lap analysis data for laps 8 through 14, showing rider numbers, lap times, and gaps.



MotorLand Aragón / 7-8 October 2017

DORNA rfm



MOTO3 FIM CEV REPSOL MOTORLAND ARAGÓN Race 1

Analysis by lap

Lapped

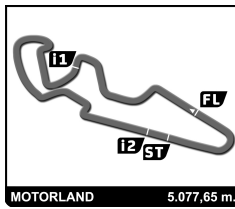
Nr	Lap Time	Gap	Nr	Lap Time	Gap	Nr	Lap Time	Gap	Nr	Lap Time	Gap
11	2:01.960	31.617									
28	2:01.819	31.781									
65	2:01.805	34.925									
48	2:04.277	40.891									
16	2:02.621	43.780									
17	2:02.842	44.237									
19	2:03.242	46.073									
84	2:03.672	1:00.371									
45	2:04.482	1:03.801									
6	2:04.147	1:06.822									
96	2:04.648	1:13.548									
24	2:05.612	1:24.177									
Lap 15											
5	2:01.089										
71	2:01.343	0.080									
31	2:01.181	0.139									
21	2:01.754	0.538									
47	2:01.849	0.552									
22	2:02.350	4.126									
52	2:00.115	5.312									
63	2:00.200	5.338									
32	2:00.178	5.407									
14	2:01.317	18.561									
34	2:01.444	18.583									
88	2:01.590	18.918									
12	2:01.802	19.039									
76	2:01.292	19.091									
33	2:01.600	19.136									
55	2:01.766	19.177									
69	2:01.202	19.344									
35	2:01.454	19.350									
82	2:01.124	19.518									
27	2:01.766	20.027									
77	2:01.567	31.635									
67	2:01.788	31.731									
7	2:01.775	31.892									
23	2:02.004	32.193									
11	2:01.879	32.199									
28	2:01.780	32.264									
65	2:01.952	35.580									
48	2:03.805	43.399									
16	2:02.626	45.109									
17	2:02.226	45.166									
19	2:03.457	48.233									
84	2:03.354	1:02.428									
99	2:32.816	1:03.059									
45	2:05.085	1:07.589									
6	2:03.972	1:09.497									
96	2:04.942	1:17.193									
24	2:04.931	1:27.811									





MotorLand Aragón / 7-8 October 2017

DORNA



MOTO3 FIM CEV REPSOL MOTORLAND ARAGÓN Race 1

Analysis

Personal Best Session Best Crossing the finish line in pit lane

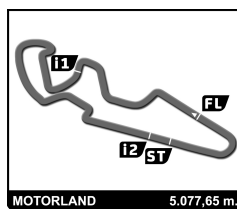
Lap	Time	Sector 1	Sector 2	Sector 3	Kph	Elapsed	Lap	Time	Sector 1	Sector 2	Sector 3	Kph	Elapsed	
5	Jaume Masia Vargas SPA							1	2:10.142	41.842	1:06.928	21.372	140.4	2:10.142
	CUNA DE CAMPEONES KTM													
1	2:02.170	36.444	1:04.404	21.322	149.6	2:02.170								
2	1:59.050	33.686	1:04.151	21.213	153.5	4:01.220								
3	1:58.977	33.366	1:04.157	21.454	153.6	6:00.197								
4	1:58.547	33.332	1:03.822	21.393	154.2	7:58.744								
5	1:59.254	33.507	1:04.148	21.599	153.3	9:57.998								
6	1:59.659	33.535	1:04.473	21.651	152.7	11:57.657								
7	1:59.702	33.549	1:04.429	21.724	152.7	13:57.359								
8	1:59.604	33.546	1:04.405	21.653	152.8	15:56.963								
9	1:59.959	33.641	1:04.474	21.844	152.4	17:56.922								
10	1:59.816	33.641	1:04.713	21.462	152.5	19:56.738								
11	1:59.652	33.385	1:04.492	21.775	152.8	21:56.390								
12	1:59.941	33.585	1:04.656	21.700	152.4	23:56.331								
13	2:00.551	34.190	1:04.780	21.581	151.6	25:56.882								
14	2:00.757	34.195	1:05.072	21.490	151.4	27:57.639								
15	2:01.089	33.966	1:05.286	21.837	150.9	29:58.728								
9	Kasma Kasmayudin MAL							1	2:10.142	41.842	1:06.928	21.372	140.4	2:10.142
	PETRONAS SPRINTA RACING HONDA													
1	2:08.544	40.429	1:06.524	21.591	142.2	2:08.544								
2	2:01.591	34.341	1:05.682	21.568	150.3	4:10.135								
3	2:01.395	34.308	1:05.454	21.633	150.6	6:11.530								
4	2:01.698	34.339	1:05.534	21.825	150.2	8:13.228								
5	2:01.789	34.747	1:05.348	21.694	150.1	10:15.017								
6	2:01.238	34.327	1:05.329	21.582	150.8	12:16.255								
7	2:02.259	34.572	1:06.106	21.581	149.5	14:18.514								
8	2:00.737	34.229	1:05.074	21.434	151.4	16:19.251								
9	2:01.500	34.286	1:05.652	21.562	150.4	18:20.751								
10	2:01.625	34.653	1:05.275	21.697	150.3	20:22.376								
11	2:01.155	34.466	1:05.242	21.447	150.9	22:23.531								
12	2:01.662	34.446	1:05.476	21.740	150.2	24:25.193								
13	2:37.069				116.4	27:02.262								
11	Daniel Jones GBR							1	2:06.946	38.951	1:06.512	21.483	144.0	2:06.946
	RACING STEPS FOUNDATION/KRP KTM													
1	2:06.946	38.951	1:06.512	21.483	144.0	2:06.946								
2	2:00.896	34.219	1:05.319	21.358	151.2	4:07.842								
3	2:01.063	33.956	1:05.553	21.554	151.0	6:08.905								
4	2:01.530	34.208	1:05.608	21.714	150.4	8:10.435								
5	2:01.649	34.335	1:05.508	21.806	150.2	10:12.084								
6	2:01.871	33.994	1:05.962	21.915	150.0	12:13.955								
7	2:01.833	34.395	1:05.519	21.919	150.0	14:15.788								
8	2:01.683	34.271	1:05.470	21.942	150.2	16:17.471								
9	2:01.802	34.643	1:05.365	21.794	150.1	18:19.273								
10	2:02.115	34.511	1:05.557	22.047	149.7	20:21.388								
11	2:01.759	34.315	1:05.529	21.915	150.1	22:23.147								
12	2:02.200	34.215	1:05.828	22.157	149.6	24:25.347								
13	2:01.741	34.238	1:05.635	21.868	150.1	26:27.088								
14	2:01.960	34.621	1:05.565	21.774	149.9	28:29.048								
15	2:01.879	34.470	1:05.505	21.904	150.0	30:30.927								
12	Filip Salac CZE							1	2:06.681	38.985	1:06.172	21.524	144.3	2:06.681
	MONTAZE BROZ RACING TEAM KTM													
1	2:06.681	38.985	1:06.172	21.524	144.3	2:06.681								
2	2:00.337	33.934	1:05.005	21.398	151.9	4:07.018								
3	1:59.557	33.767	1:04.370	21.420	152.9	6:06.575								
4	2:00.065	33.744	1:04.720	21.601	152.2	8:06.640								
5	2:00.151	33.922	1:04.633	21.596	152.1	10:06.791								
6	2:00.146	33.964	1:04.661	21.521	152.1	12:06.937								
7	2:00.379	33.961	1:04.882	21.536	151.8	14:07.316								
8	2:00.941	34.251	1:04.906	21.784	151.1	16:08.257								
9	2:01.268	34.592	1:05.051	21.625	150.7	18:09.525								
10	2:01.394	34.440	1:05.302	21.652	150.6	20:10.919								
11	2:01.205	34.210	1:05.302	21.693	150.8	22:12.124								
12	2:01.077	34.033	1:05.214	21.830	151.0	24:13.201								
13	2:01.443	34.412	1:05.170	21.861	150.5	26:14.644								
14	2:01.321	34.394	1:04.993	21.934	150.7	28:15.965								
15	2:01.802	34.323	1:05.275	22.204	150.1	30:17.767								
13	Celestino Vietti Ramus ITA							1	2:02.127	36.303	1:04.652	21.172	149.7	2:02.127
	JUNIOR TEAM VR46 RIDERS ACADI KTM													
1	2:02.127	36.303	1:04.652	21.172	149.7	2:02.127								





MotorLand Aragón / 7-8 October 2017

DORNA



MOTO3 FIM CEV REPSOL MOTORLAND ARAGÓN Race 1

Analysis

■ Personal Best ■ Session Best ■ Crossing the finish line in pit lane

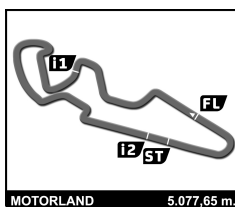
Lap	Time	Sector 1	Sector 2	Sector 3	Kph	Elapsed	Lap	Time	Sector 1	Sector 2	Sector 3	Kph	Elapsed
2	1:59.090	33.502	1:04.227	21.361	153.5	4:01.217							
14 Sergio García Dols SPA							18 Ryan Van De Lagemaat NED						
JUNIOR TEAM ESTRELLA GALICIA (HONDA							LAGEMAAT RACING KTM						
1	2:05.276	38.445	1:05.416	21.415	145.9	2:05.276	1	2:09.721	40.123	1:07.723	21.875	140.9	2:09.721
2	1:59.084	33.445	1:04.540	21.099	153.5	4:04.360	19 Rufino Florido Sánchez SPA						
3	1:59.536	33.479	1:04.611	21.446	152.9	6:03.896	MAHINDRA LAGLISSE TEAM MAHINDRA						
4	1:59.623	33.636	1:04.427	21.560	152.8	8:03.519	1	2:08.432	39.957	1:06.889	21.586	142.3	2:08.432
5	2:00.681	33.833	1:04.932	21.916	151.5	10:04.200	2	2:01.950	34.278	1:06.045	21.627	149.9	4:10.382
6	2:01.264	33.933	1:05.248	22.083	150.7	12:05.464	3	2:02.592	34.534	1:06.271	21.787	149.1	6:12.974
7	2:01.568	34.177	1:05.233	22.158	150.3	14:07.032	4	2:02.291	34.322	1:06.065	21.904	149.5	8:15.265
8	2:00.899	33.963	1:05.134	21.802	151.2	16:07.931	5	2:02.933	34.630	1:06.100	22.203	148.7	10:18.198
9	2:01.214	34.093	1:05.147	21.974	150.8	18:09.145	6	2:03.129	34.515	1:06.404	22.210	148.4	12:21.327
10	2:01.226	34.182	1:05.237	21.807	150.8	20:10.371	7	2:03.307	34.582	1:06.539	22.186	148.2	14:24.634
11	2:01.536	34.289	1:05.533	21.714	150.4	22:11.907	8	2:02.899	34.969	1:05.968	21.962	148.7	16:27.533
12	2:01.041	34.153	1:05.038	21.850	151.0	24:12.948	9	2:02.071	34.338	1:05.890	21.843	149.7	18:29.604
13	2:01.421	34.296	1:05.215	21.910	150.5	26:14.369	10	2:02.729	34.534	1:06.214	21.981	148.9	20:32.333
14	2:01.603	34.243	1:05.272	22.088	150.3	28:15.972	11	2:02.689	34.549	1:06.129	22.011	149.0	22:35.022
15	2:01.317	34.691	1:05.019	21.607	150.7	30:17.289	12	2:02.396	34.418	1:05.847	22.131	149.3	24:37.418
16 Alex Ruiz Carranza SPA							13	2:02.844	34.438	1:06.205	22.201	148.8	26:40.262
MRW-MAHINDRA-ASPAR TEAM MAHINDRA							14	2:03.242	34.636	1:06.258	22.348	148.3	28:43.504
1	2:10.275	41.519	1:07.161	21.595	140.3	2:10.275	15	2:03.457	34.633	1:06.486	22.338	148.0	30:46.961
2	2:02.703	35.125	1:05.851	21.727	149.0	4:12.978	21 Alonso López González SPA						
3	2:02.736	34.442	1:06.322	21.972	148.9	6:15.714	JUNIOR TEAM ESTRELLA GALICIA (HONDA						
4	2:02.276	34.621	1:05.691	21.964	149.5	8:17.990	1	2:03.740	37.630	1:04.973	21.137	147.7	2:03.740
5	2:02.478	34.543	1:05.906	22.029	149.2	10:20.468	2	1:59.804	33.503	1:04.922	21.379	152.6	4:03.544
6	2:02.231	34.474	1:05.762	21.995	149.5	12:22.699	3	1:59.262	33.453	1:04.394	21.415	153.3	6:02.806
7	2:01.988	34.416	1:05.617	21.955	149.8	14:24.687	4	1:58.949	33.336	1:04.085	21.528	153.7	8:01.755
8	2:02.441	34.717	1:05.699	22.025	149.3	16:27.128	5	1:59.654	33.537	1:04.405	21.712	152.8	10:01.409
9	2:02.190	34.429	1:05.826	21.935	149.6	18:29.318	6	1:59.534	33.496	1:04.432	21.606	152.9	12:00.943
10	2:02.448	34.510	1:05.990	21.948	149.3	20:31.766	7	1:59.428	33.625	1:04.244	21.559	153.0	14:00.371
11	2:02.576	34.681	1:05.969	21.926	149.1	22:34.342	8	1:59.148	33.372	1:04.309	21.467	153.4	15:59.519
12	2:02.199	34.584	1:05.536	22.079	149.6	24:36.541	9	1:59.234	33.468	1:04.275	21.491	153.3	17:58.753
13	2:02.049	34.546	1:05.588	21.915	149.8	26:38.590	10	1:59.903	33.844	1:04.511	21.548	152.4	19:58.656
14	2:02.621	34.747	1:05.749	22.125	149.1	28:41.211	11	1:59.661	33.617	1:04.441	21.603	152.7	21:58.317
15	2:02.626	34.549	1:06.010	22.067	149.0	30:43.837	12	2:00.098	33.827	1:04.661	21.610	152.2	23:58.415
17 Riccardo Rossi ITA							13	1:59.486	33.614	1:04.346	21.526	153.0	25:57.901
JHK T-SHIRT HUSQVARNA							14	1:59.611	33.623	1:04.399	21.589	152.8	27:57.512
1	2:08.137	39.267	1:07.288	21.582	142.6	2:08.137	15	2:01.754	33.965	1:05.582	22.207	150.1	29:59.266
2	2:01.338	34.087	1:05.616	21.635	150.6	4:09.475	22 Apiwath Wongthananon THA						
3	2:02.440	34.060	1:06.103	22.277	149.3	6:11.915	VR46 MASTERCAMP TEAM KTM						
4	2:02.779	34.579	1:06.360	21.840	148.9	8:14.694	1	2:02.703	36.597	1:04.720	21.386	149.0	2:02.703
5	2:02.039	34.180	1:05.760	22.099	149.8	10:16.733	2	1:59.170	33.578	1:04.439	21.153	153.4	4:01.873
6	2:01.765	34.131	1:05.540	22.094	150.1	12:18.498	3	1:59.008	33.463	1:04.335	21.210	153.6	6:00.881
7	2:02.221	34.442	1:05.763	22.016	149.5	14:20.719	4	1:59.201	33.425	1:04.189	21.587	153.3	8:00.082
8	2:02.057	34.122	1:05.746	22.189	149.7	16:22.776	5	1:59.681	33.680	1:04.450	21.551	152.7	9:59.763
9	2:02.991	34.356	1:06.334	22.301	148.6	18:25.767	6	1:59.580	33.562	1:04.531	21.487	152.8	11:59.343
10	2:03.284	34.603	1:06.405	22.276	148.3	20:29.051	7	1:59.468	33.574	1:04.440	21.454	153.0	13:58.811
11	2:03.210	34.683	1:06.236	22.291	148.3	22:32.261	8	1:59.721	33.586	1:04.633	21.502	152.7	15:58.532
12	2:03.394	34.774	1:06.268	22.352	148.1	24:35.655	9	1:59.858	33.591	1:04.488	21.779	152.5	17:58.390
13	2:03.171	34.660	1:06.231	22.280	148.4	26:38.826	10	2:00.495	34.420	1:04.534	21.541	151.7	19:58.885
14	2:02.842	34.685	1:06.053	22.104	148.8	28:41.668	11	1:59.835	33.638	1:04.622	21.575	152.5	21:58.720
15	2:02.226	34.338	1:05.839	22.049	149.5	30:43.894	12	2:00.130	33.766	1:04.720	21.644	152.1	23:58.850
							13	2:00.212	33.690	1:04.769	21.753	152.0	25:59.062
							14	2:01.442	34.078	1:05.452	21.912	150.5	28:00.504





MotorLand Aragón / 7-8 October 2017

LORNA



MOTO3 FIM CEV REPSOL MOTORLAND ARAGÓN Race 1

Analysis

■ Personal Best ■ Session Best B Crossing the finish line in pit lane

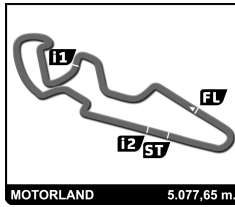
Lap	Time	Sector 1	Sector 2	Sector 3	Kph	Elapsed	Lap	Time	Sector 1	Sector 2	Sector 3	Kph	Elapsed	
15	2:02.350	34.212	1:05.936	22.202	149.4	30:02.854								
23	Raúl Fernández González SPA							28	Loran Faber NED					
	MRW-MAHINDRA-ASPAR TEAM MAHINDRA								DUTCH RACING TEAM HONDA					
1	2:08.272	39.762	1:06.948	21.562	142.5	2:08.272	1	2:09.770	41.393	1:06.697	21.680	140.8	2:09.770	
2	2:00.872	34.243	1:05.039	21.590	151.2	4:09.144	2	2:01.697	34.390	1:05.788	21.519	150.2	4:11.467	
3	2:00.644	33.785	1:05.264	21.595	151.5	6:09.788	3	2:01.292	34.311	1:05.516	21.465	150.7	6:12.759	
4	2:01.274	34.040	1:05.684	21.550	150.7	8:11.062	4	2:01.397	34.191	1:05.694	21.512	150.6	8:14.156	
5	2:01.352	34.019	1:05.530	21.803	150.6	10:12.414	5	2:01.071	34.142	1:05.481	21.448	151.0	10:15.227	
6	2:01.812	34.085	1:05.939	21.788	150.0	12:14.226	6	2:01.447	34.371	1:05.594	21.482	150.5	12:16.674	
7	2:01.669	34.423	1:05.581	21.665	150.2	14:15.895	7	2:01.520	34.399	1:05.523	21.598	150.4	14:18.194	
8	2:01.863	33.877	1:05.677	22.309	150.0	16:17.758	8	2:00.816	34.201	1:05.095	21.520	151.3	16:19.010	
9	2:02.191	34.808	1:05.680	21.703	149.6	18:19.949	9	2:01.537	34.370	1:05.616	21.551	150.4	18:20.547	
10	2:01.808	34.288	1:05.708	21.812	150.0	20:21.757	10	2:01.700	34.490	1:05.581	21.629	150.2	20:22.247	
11	2:02.068	34.652	1:05.594	21.822	149.7	22:23.825	11	2:01.857	34.708	1:05.594	21.555	150.0	22:24.104	
12	2:01.646	34.277	1:05.624	21.745	150.2	24:25.471	12	2:01.603	34.353	1:05.460	21.790	150.3	24:25.707	
13	2:01.776	34.292	1:05.752	21.732	150.1	26:27.247	13	2:01.686	34.468	1:05.582	21.636	150.2	26:27.393	
14	2:01.670	34.274	1:05.596	21.800	150.2	28:28.917	14	2:01.819	34.664	1:05.555	21.600	150.0	28:29.212	
15	2:02.004	34.348	1:05.527	22.129	149.8	30:30.921	15	2:01.780	34.732	1:05.339	21.709	150.1	30:30.992	
24	Chandler Cooper AUS							31	Kazuki Masaki JPN					
	PROMORACING KTM								ASIA TALENT TEAM HONDA					
1	2:13.508	42.428	1:08.679	22.401	136.9	2:13.508	1	2:01.788	35.993	1:04.588	21.207	150.1	2:01.788	
2	2:05.326	35.541	1:07.437	22.348	145.8	4:18.834	2	1:59.992	34.196	1:04.652	21.144	152.3	4:01.780	
3	2:05.785	35.498	1:07.830	22.457	145.3	6:24.619	3	1:58.990	33.478	1:04.355	21.157	153.6	6:00.770	
4	2:05.093	35.316	1:07.365	22.412	146.1	8:29.712	4	1:59.131	33.385	1:04.454	21.292	153.4	7:59.901	
5	2:04.978	35.335	1:07.189	22.454	146.2	10:34.690	5	1:59.688	33.713	1:04.486	21.489	152.7	9:59.589	
6	2:04.365	34.906	1:06.956	22.503	147.0	12:39.055	6	1:59.597	33.633	1:04.448	21.516	152.8	11:59.186	
7	2:04.381	35.023	1:07.053	22.305	146.9	14:43.436	7	1:59.522	33.650	1:04.362	21.510	152.9	13:58.708	
8	2:04.015	34.811	1:06.669	22.535	147.4	16:47.451	8	1:59.274	33.566	1:04.290	21.418	153.2	15:57.982	
9	2:07.053	34.961	1:09.592	22.500	143.9	18:54.504	9	1:59.065	33.496	1:04.281	21.288	153.5	17:57.047	
10	2:05.069	35.200	1:07.351	22.518	146.1	20:59.573	10	1:59.976	33.715	1:04.737	21.524	152.3	19:57.023	
11	2:04.816	35.113	1:07.164	22.539	146.4	23:04.389	11	1:59.441	33.573	1:04.443	21.425	153.0	21:56.464	
12	2:05.093	34.949	1:07.583	22.561	146.1	25:09.482	12	1:59.954	33.683	1:04.665	21.606	152.4	23:56.418	
13	2:06.514	35.890	1:07.961	22.663	144.5	27:15.996	13	2:00.423	33.772	1:04.780	21.871	151.8	25:56.841	
14	2:05.612	35.340	1:07.567	22.705	145.5	29:21.608	14	2:00.845	34.115	1:05.362	21.368	151.2	27:57.686	
15	2:04.931	35.306	1:06.881	22.744	146.3	31:26.539	15	2:01.181	34.274	1:05.207	21.700	150.8	29:58.867	
27	Mattia Casadei ITA							32	Ai Ogura JPN					
	SIC58 SQUADRA CORSE HONDA								ASIA TALENT TEAM HONDA					
1	2:04.517	37.971	1:05.204	21.342	146.8	2:04.517	1	2:03.031	37.026	1:04.724	21.281	148.6	2:03.031	
2	2:00.054	33.600	1:04.962	21.492	152.2	4:04.571	2	1:59.440	33.717	1:04.387	21.336	153.0	4:02.471	
3	1:59.817	33.531	1:04.807	21.479	152.5	6:04.388	3	1:59.591	33.554	1:04.426	21.611	152.8	6:02.062	
4	2:00.350	33.782	1:05.038	21.530	151.9	8:04.738	4	1:59.634	33.682	1:04.431	21.521	152.8	8:01.696	
5	2:01.165	33.909	1:05.421	21.835	150.8	10:05.903	5	1:59.640	33.788	1:04.364	21.488	152.8	10:01.336	
6	2:00.609	33.805	1:05.284	21.520	151.5	12:06.512	6	2:00.411	34.450	1:04.555	21.406	151.8	12:01.747	
7	2:00.798	33.842	1:05.080	21.876	151.3	14:07.310	7	1:59.788	33.783	1:04.511	21.494	152.6	14:01.535	
8	2:01.937	34.738	1:05.508	21.691	149.9	16:09.247	8	1:59.859	33.755	1:04.480	21.624	152.5	16:01.394	
9	2:01.256	34.146	1:05.527	21.583	150.7	18:10.503	9	1:59.680	33.587	1:04.531	21.562	152.7	18:01.074	
10	2:01.859	34.151	1:05.790	21.918	150.0	20:12.362	10	2:00.390	33.743	1:04.908	21.739	151.8	20:01.464	
11	2:01.267	34.131	1:05.377	21.759	150.7	22:13.629	11	2:00.439	33.993	1:04.842	21.604	151.8	22:01.903	
12	2:01.187	34.087	1:05.342	21.758	150.8	24:14.816	12	2:00.573	34.067	1:04.918	21.588	151.6	24:02.476	
13	2:00.922	34.146	1:05.135	21.641	151.1	26:15.738	13	2:00.725	34.299	1:04.800	21.626	151.4	26:03.201	
14	2:01.251	34.189	1:05.510	21.552	150.7	28:16.989	14	2:00.756	34.148	1:05.046	21.562	151.4	28:03.957	
15	2:01.766	34.226	1:05.795	21.745	150.1	30:18.755	15	2:00.178	34.196	1:04.580	21.402	152.1	30:04.135	
33	Yuki Kunii JPN							33	Yuki Kunii JPN					
	ASIA TALENT TEAM HONDA								ASIA TALENT TEAM HONDA					





MotorLand Aragón / 7-8 October 2017

DORNA



MOTO3 FIM CEV REPSOL MOTORLAND ARAGÓN Race 1

Analysis

Personal Best Session Best Crossing the finish line in pit lane

Lap	Time	Sector 1	Sector 2	Sector 3	Kph	Elapsed	Lap	Time	Sector 1	Sector 2	Sector 3	Kph	Elapsed
1	2:06.153	38.620	1:06.170	21.363	144.9	2:06.153	4	2:03.975	35.032	1:06.863	22.080	147.4	8:22.790
2	2:00.631	34.100	1:05.072	21.459	151.5	4:06.784	5	2:03.318	34.670	1:06.536	22.112	148.2	10:26.108
3	2:00.037	33.907	1:04.916	21.214	152.3	6:06.821	6	2:03.800	34.987	1:06.497	22.316	147.6	12:29.908
4	1:59.906	33.910	1:04.650	21.346	152.4	8:06.727	7	2:04.110	35.243	1:06.641	22.226	147.3	14:34.018
5	2:00.273	34.095	1:04.594	21.584	152.0	10:07.000	8	2:03.194	34.778	1:06.290	22.126	148.4	16:37.212
6	2:00.232	33.988	1:04.839	21.405	152.0	12:07.232	9	2:03.465	34.696	1:06.605	22.164	148.0	18:40.677
7	2:00.430	33.883	1:05.298	21.249	151.8	14:07.662	10	2:03.509	34.709	1:06.637	22.163	148.0	20:44.186
8	2:00.889	34.114	1:05.308	21.467	151.2	16:08.551	11	2:03.863	34.680	1:06.817	22.366	147.6	22:48.049
9	2:01.143	34.419	1:05.371	21.353	150.9	18:09.694	12	2:04.186	34.819	1:06.813	22.554	147.2	24:52.235
10	2:01.346	34.538	1:05.426	21.382	150.6	20:11.040	13	2:04.515	35.079	1:06.885	22.551	146.8	26:56.750
11	2:01.394	34.247	1:05.678	21.469	150.6	22:12.434	14	2:04.482	34.896	1:06.935	22.651	146.8	29:01.232
12	2:00.821	33.883	1:05.311	21.627	151.3	24:13.255	15	2:05.085	35.078	1:07.296	22.711	146.1	31:06.317
13	2:01.423	34.671	1:05.322	21.430	150.5	26:14.678							
14	2:01.586	34.686	1:05.408	21.492	150.3	28:16.264							
15	2:01.600	34.499	1:05.645	21.456	150.3	30:17.864							

Lap	Time	Sector 1	Sector 2	Sector 3	Kph	Elapsed
1	2:05.856	38.711	1:05.764	21.381	145.2	2:05.856
2	1:59.607	33.575	1:04.845	21.187	152.8	4:05.463
3	2:00.221	33.848	1:04.837	21.536	152.0	6:05.684
4	2:00.365	33.879	1:04.865	21.621	151.8	8:06.049
5	1:59.978	33.756	1:04.726	21.496	152.3	10:06.027
6	2:00.316	33.835	1:04.914	21.567	151.9	12:06.343
7	2:00.703	33.845	1:04.704	22.154	151.4	14:07.046
8	2:01.195	34.637	1:05.075	21.483	150.8	16:08.241
9	2:01.005	34.356	1:05.072	21.577	151.0	18:09.246
10	2:01.245	34.216	1:05.503	21.526	150.7	20:10.491
11	2:01.227	34.126	1:05.230	21.871	150.8	22:11.718
12	2:01.091	34.107	1:05.227	21.757	150.9	24:12.809
13	2:01.525	34.572	1:05.150	21.803	150.4	26:14.334
14	2:01.533	34.491	1:05.165	21.877	150.4	28:15.867
15	2:01.444	34.176	1:05.210	22.058	150.5	30:17.311

Lap	Time	Sector 1	Sector 2	Sector 3	Kph	Elapsed
1	2:05.351	38.343	1:05.679	21.329	145.8	2:05.351
2	2:00.080	33.714	1:05.020	21.346	152.2	4:05.431
3	2:00.692	33.817	1:05.431	21.444	151.4	6:06.123
4	2:00.258	33.855	1:04.934	21.469	152.0	8:06.381
5	2:00.175	33.838	1:04.763	21.574	152.1	10:06.556
6	2:00.233	33.970	1:04.851	21.412	152.0	12:06.789
7	2:00.605	34.009	1:05.183	21.413	151.5	14:07.394
8	2:01.203	34.721	1:05.069	21.413	150.8	16:08.597
9	2:01.446	34.659	1:05.469	21.318	150.5	18:10.043
10	2:01.249	34.344	1:05.493	21.412	150.7	20:11.292
11	2:01.412	34.266	1:05.602	21.544	150.5	22:12.704
12	2:00.776	34.139	1:05.270	21.367	151.3	24:13.480
13	2:01.438	34.548	1:05.434	21.456	150.5	26:14.918
14	2:01.706	34.812	1:05.461	21.433	150.2	28:16.624
15	2:01.454	34.298	1:05.725	21.431	150.5	30:18.078

Lap	Time	Sector 1	Sector 2	Sector 3	Kph	Elapsed
1	2:07.803	39.445	1:06.884	21.474	143.0	2:07.803
2	2:00.569	33.785	1:05.313	21.471	151.6	4:08.372
3	2:01.281	33.706	1:05.857	21.718	150.7	6:09.653
4	2:01.737	34.079	1:05.842	21.816	150.1	8:11.390
5	2:01.943	34.117	1:05.754	22.072	149.9	10:13.333
6	2:02.171	34.121	1:05.821	22.229	149.6	12:15.504
7	2:01.938	34.211	1:05.844	21.883	149.9	14:17.442
8	2:01.283	33.915	1:05.424	21.944	150.7	16:18.725
9	2:01.962	34.218	1:05.939	21.805	149.9	18:20.687
10	2:02.577	34.567	1:06.051	21.959	149.1	20:23.264
11	2:02.736	34.519	1:06.060	22.157	148.9	22:26.000
12	2:04.076	34.707	1:06.989	22.380	147.3	24:30.076
13	2:03.969	34.723	1:06.739	22.507	147.4	26:34.045
14	2:04.277	34.830	1:06.934	22.513	147.1	28:38.322
15	2:03.805	34.663	1:06.728	22.414	147.6	30:42.127

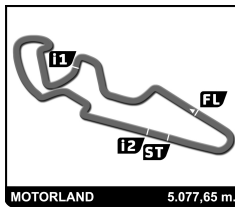
Lap	Time	Sector 1	Sector 2	Sector 3	Kph	Elapsed
1	2:08.924	40.251	1:07.030	21.643	141.8	2:08.924
2	2:01.706	34.626	1:05.418	21.662	150.2	4:10.630
3	2:01.602	34.375	1:05.631	21.596	150.3	6:12.232
4	2:01.323	34.384	1:05.169	21.770	150.6	8:13.555
5	2:01.183	34.275	1:05.060	21.848	150.8	10:14.738
6	2:01.784	34.511	1:05.586	21.687	150.1	12:16.522





MotorLand Aragón / 7-8 October 2017

LORNA



MOTO3 FIM CEV REPSOL MOTORLAND ARAGÓN Race 1

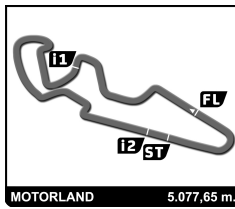
Analysis

Lap	Time	Sector 1	Sector 2	Sector 3	Kph	Elapsed	Lap	Time	Sector 1	Sector 2	Sector 3	Kph	Elapsed
7	2:01.251	34.390	1:05.223	21.638	150.7	14:17.773	14	2:00.998	34.176	1:05.082	21.740	151.1	28:03.866
8	2:00.680	34.034	1:05.030	21.616	151.5	16:18.453	15	2:00.200	34.046	1:04.738	21.416	152.1	30:04.066
9	2:01.784	34.347	1:05.875	21.562	150.1	18:20.237							
10	2:01.746	34.223	1:05.635	21.888	150.1	20:21.983							
11	2:02.331	34.654	1:06.115	21.562	149.4	22:24.314							
52	Jeremy Alcoba Ferrer					SPA	65	Josh Owens					GBR
	JUNIOR TEAM ESTRELLA GALICIA (HONDA		PROMORACING					KALEX
1	2:03.507	37.474	1:04.786	21.247	148.0	2:03.507	1	2:10.054	40.598	1:07.424	22.032	140.5	2:10.054
2	2:00.300	33.636	1:05.258	21.406	151.9	4:03.807	2	2:02.347	34.946	1:05.768	21.633	149.4	4:12.401
3	1:59.205	33.417	1:04.337	21.451	153.3	6:03.012	3	2:01.497	34.072	1:05.851	21.574	150.4	6:13.898
4	1:59.024	33.408	1:04.341	21.275	153.6	8:02.036	4	2:01.417	34.072	1:05.640	21.701	150.5	8:15.315
5	1:59.749	33.586	1:04.793	21.370	152.6	10:01.785	5	2:01.476	34.147	1:05.423	21.906	150.5	10:16.791
6	1:59.799	33.682	1:04.539	21.578	152.6	12:01.584	6	2:01.742	34.191	1:05.783	21.768	150.1	12:18.533
7	1:59.620	33.505	1:04.470	21.645	152.8	14:01.204	7	2:01.341	34.260	1:05.420	21.661	150.6	14:19.874
8	1:59.991	33.636	1:04.677	21.678	152.3	16:01.195	8	2:01.288	34.144	1:05.558	21.586	150.7	16:21.162
9	2:00.132	33.530	1:04.761	21.841	152.1	18:01.327	9	2:01.343	33.973	1:05.629	21.741	150.6	18:22.505
10	2:00.288	33.786	1:04.813	21.689	151.9	20:01.615	10	2:00.925	34.064	1:05.333	21.528	151.1	20:23.430
11	2:00.336	33.986	1:04.854	21.496	151.9	22:01.951	11	2:02.618	34.079	1:06.734	21.805	149.1	22:26.048
12	2:00.386	33.825	1:04.932	21.629	151.8	24:02.337	12	2:02.622	34.718	1:06.008	21.896	149.1	24:28.670
13	2:00.562	33.881	1:04.924	21.757	151.6	26:02.899	13	2:01.881	34.204	1:05.777	21.900	150.0	26:30.551
14	2:01.026	34.028	1:05.196	21.802	151.0	28:03.925	14	2:01.805	34.229	1:05.683	21.893	150.1	28:32.356
15	2:00.115	33.767	1:04.643	21.705	152.2	30:04.040	15	2:01.952	34.281	1:05.772	21.899	149.9	30:34.308
55	Yari Montella					ITA	67	Gerard Riu I Malé					SPA
	SIC58 SQUADRA CORSE					HONDA		MAHINDRA LAGLISSE TEAM					MAHINDRA
1	2:04.297	37.891	1:05.141	21.265	147.0	2:04.297	1	2:07.701	39.526	1:06.646	21.529	143.1	2:07.701
2	2:00.201	33.728	1:05.156	21.317	152.1	4:04.498	2	2:00.391	33.722	1:05.277	21.392	151.8	4:08.092
3	1:59.774	33.497	1:04.814	21.463	152.6	6:04.272	3	2:01.253	33.829	1:05.857	21.567	150.7	6:09.345
4	2:00.391	33.810	1:04.964	21.617	151.8	8:04.663	4	2:01.471	34.218	1:05.665	21.588	150.5	8:10.816
5	2:01.155	33.914	1:05.340	21.901	150.9	10:05.818	5	2:01.470	34.063	1:05.803	21.604	150.5	10:12.286
6	2:00.587	33.780	1:05.258	21.549	151.6	12:06.405	6	2:01.753	34.057	1:05.938	21.758	150.1	12:14.039
7	2:00.775	33.595	1:05.252	21.928	151.3	14:07.180	7	2:02.168	34.510	1:05.737	21.921	149.6	14:16.207
8	2:00.965	34.224	1:05.202	21.539	151.1	16:08.145	8	2:01.701	34.281	1:05.581	21.839	150.2	16:17.908
9	2:01.310	34.253	1:05.157	21.900	150.7	18:09.455	9	2:02.108	34.762	1:05.680	21.666	149.7	18:20.016
10	2:01.309	34.354	1:05.436	21.519	150.7	20:10.764	10	2:01.606	34.043	1:05.745	21.818	150.3	20:21.622
11	2:01.846	34.315	1:05.816	21.715	150.0	22:12.610	11	2:01.769	34.633	1:05.499	21.637	150.1	22:23.391
12	2:00.802	33.839	1:05.455	21.508	151.3	24:13.412	12	2:01.573	34.173	1:05.484	21.916	150.3	24:24.964
13	2:01.394	34.372	1:05.347	21.675	150.6	26:14.806	13	2:01.759	34.147	1:05.525	22.087	150.1	26:26.723
14	2:01.333	34.489	1:05.216	21.628	150.6	28:16.139	14	2:01.948	34.061	1:05.721	22.166	149.9	28:28.671
15	2:01.766	34.293	1:05.905	21.568	150.1	30:17.905	15	2:01.788	34.108	1:05.629	22.051	150.1	30:30.459
63	Vicente Perez Sefla					SPA	69	Rory Skinner					GBR
	REALE AVINTIA ACADEMY					KTM		RACING STEPS FOUNDATION/KRP					KTM
1	2:03.034	37.163	1:04.670	21.201	148.6	2:03.034	1	2:05.344	38.263	1:05.617	21.464	145.8	2:05.344
2	1:59.410	33.811	1:04.345	21.254	153.1	4:02.444	2	2:00.088	33.875	1:04.930	21.283	152.2	4:05.432
3	1:59.593	33.900	1:04.320	21.373	152.8	6:02.037	3	2:01.033	34.491	1:05.171	21.371	151.0	6:06.465
4	1:59.947	33.896	1:04.648	21.403	152.4	8:01.984	4	2:00.207	33.797	1:04.971	21.439	152.0	8:06.672
5	1:59.632	33.714	1:04.465	21.453	152.8	10:01.616	5	1:59.807	33.766	1:04.641	21.400	152.6	10:06.479
6	1:59.897	33.904	1:04.474	21.519	152.4	12:01.513	6	2:00.230	33.732	1:04.901	21.597	152.0	12:06.709
7	1:59.610	33.747	1:04.329	21.534	152.8	14:01.123	7	2:00.493	33.771	1:05.018	21.704	151.7	14:07.202
8	2:00.210	33.860	1:04.607	21.743	152.0	16:01.333	8	2:00.870	34.092	1:05.031	21.747	151.2	16:08.072
9	1:59.849	33.766	1:04.459	21.624	152.5	18:01.182	9	2:01.609	34.677	1:05.369	21.563	150.3	18:09.681
10	2:00.216	33.767	1:04.814	21.635	152.0	20:01.398	10	2:01.339	34.465	1:05.315	21.559	150.6	20:11.020
11	2:00.311	33.809	1:04.813	21.689	151.9	22:01.709	11	2:01.983	34.456	1:05.775	21.752	149.8	22:13.003
12	2:00.565	33.929	1:04.889	21.747	151.6	24:02.274	12	2:00.798	34.079	1:05.204	21.515	151.3	24:13.801
13	2:00.594	34.170	1:04.731	21.693	151.6	26:02.868	13	2:01.403	34.520	1:05.323	21.560	150.5	26:15.204



MotorLand Aragón / 7-8 October 2017

DORNA



MOTO3 FIM CEV REPSOL MOTORLAND ARAGÓN Race 1

Analysis

■ Personal Best ■ Session Best B Crossing the finish line in pit lane

Lap	Time	Sector 1	Sector 2	Sector 3	Kph	Elapsed	Lap	Time	Sector 1	Sector 2	Sector 3	Kph	Elapsed
11	2:01.404	34.449	1:05.169	21.786	150.5	22:11.799							
12	2:01.387	34.182	1:05.346	21.859	150.6	24:13.186							
13	2:01.314	34.365	1:05.206	21.743	150.7	26:14.500							
14	2:01.556	34.758	1:05.017	21.781	150.4	28:16.056							
15	2:01.590	34.252	1:05.262	22.076	150.3	30:17.646							

96	Brandon Paasch	USA				
	PROMORACING	KTM				
1	2:10.524	40.863	1:07.724	21.937	140.0	2:10.524
2	2:03.693	34.939	1:06.690	22.064	147.8	4:14.217
3	2:04.297	34.932	1:07.207	22.158	147.0	6:18.514
4	2:03.432	34.664	1:06.678	22.090	148.1	8:21.946
5	2:03.693	34.765	1:06.740	22.188	147.8	10:25.639
6	2:04.171	34.829	1:06.889	22.453	147.2	12:29.810
7	2:04.132	35.123	1:06.697	22.312	147.2	14:33.942
8	2:05.034	35.833	1:06.773	22.428	146.2	16:38.976
9	2:07.790	37.758	1:07.635	22.397	143.0	18:46.766
10	2:04.549	34.981	1:07.165	22.403	146.7	20:51.315
11	2:05.027	34.953	1:07.530	22.544	146.2	22:56.342
12	2:05.132	35.276	1:07.314	22.542	146.1	25:01.474
13	2:04.857	35.159	1:07.050	22.648	146.4	27:06.331
14	2:04.648	34.999	1:06.983	22.666	146.6	29:10.979
15	2:04.942	35.022	1:07.291	22.629	146.3	31:15.921

99	Angel Lorente Molina	SPA				
	CUNA DE CAMPEONES	MIR RACING				
1	2:07.154	39.102	1:06.638	21.414	143.7	2:07.154
2	2:00.036	33.814	1:04.946	21.276	152.3	4:07.190
3	2:01.827	33.706	1:06.645	21.476	150.0	6:09.017
4	2:01.496	34.180	1:05.476	21.840	150.4	8:10.513
5	2:01.654	34.063	1:05.637	21.954	150.2	10:12.167
6	2:01.845	34.010	1:05.860	21.975	150.0	12:14.012
7	2:02.031	34.125	1:05.955	21.951	149.8	14:16.043
8	2:01.512	34.120	1:05.320	22.072	150.4	16:17.555
9	2:01.804	34.331	1:05.573	21.900	150.1	18:19.359
10	2:02.003	34.199	1:05.652	22.152	149.8	20:21.362
11	2:01.671	34.457	1:05.292	21.922	150.2	22:23.033
12	2:02.130	34.168	1:05.692	22.270	149.7	24:25.163
13	2:02.016	34.289	1:05.701	22.026	149.8	26:27.179
14	2:01.792	34.216	1:05.633	21.943	150.1	28:28.971
15	2:32.816B	41.912	1:21.591	29.313	119.6	31:01.787

