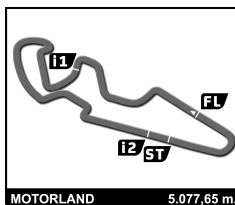




MotorLand Aragón / 7-8 October 2017

DORNA rfm



ETC FIM CEV REPSOL MOTORLAND ARAGÓN Race 1 ((5 laps, 25,4 km.))

Classification

Rider	Nat	Team	Bike	Tyres	Cl.	Laps	Total Time	Gap	Kph	Best Lap			
										Lap	Time	Kph	
1	27	Alejandro Díez Rodríguez	SPA	TEAM HONDA IMPALA	HONDA	DUNLOP	4	8:24.221	-	145.0	4	2:04.965	146.3
2	23	Joan Uviña Martí	SPA	GRUPO MACHADO-CAME	HONDA	DUNLOP	4	8:24.427	+0.206	144.9	4	2:05.193	146.0
3	83	Meikon Kawakami	BRA	PLAYSTATION LAGLISSE ACADEMY	HONDA	DUNLOP	4	8:24.429	+0.208	144.9	4	2:05.093	146.1
4	18	Manuel González Simón	SPA	HALCOURIER RACING	HONDA	DUNLOP	4	8:24.500	+0.279	144.9	4	2:05.329	145.8
5	24	Matthieu Gregorio	FRA	BLUMAQ HMA RACING	HONDA	DUNLOP	4	8:24.534	+0.313	144.9	4	2:04.710	146.6
6	26	Miguel Parra Martínez	SPA	BLUMAQ HMA RACING	HONDA	DUNLOP	4	8:24.591	+0.370	144.9	4	2:04.899	146.3
7	77	Andreas Pérez Manresa	SPA	REALE AVINTIA ACADEMY	HONDA	DUNLOP	4	8:24.991	+0.770	144.8	4	2:04.648	146.6
8	55	Alex Toledo Romero	SPA	CUNA DE CAMPEONES	HONDA	DUNLOP	4	8:25.055	+0.834	144.8	4	2:05.307	145.9
9	47	Ferran Hernández Moyano	SPA	GRUPO MACHADO-CAME	HONDA	DUNLOP	4	8:25.255	+1.034	144.7	4	2:05.045	146.2
10	12	Peetu Paavilainen	FIN	H43TEAM NOBBY	HONDA	DUNLOP	4	8:25.929	+1.708	144.5	2	2:05.115	146.1
11	16	Jamie Davis	GBR	FAU55 RACING	HONDA	DUNLOP	4	8:25.995	+1.774	144.5	4	2:05.700	145.4
12	80	Victor Alonso Rodilla	SPA	42MOTORSPORT	HONDA	DUNLOP	4	8:28.239	+4.018	143.8	3	2:05.448	145.7
13	21	Vincent Falcone	FRA	TFC RACING	HONDA	DUNLOP	4	8:28.258	+4.037	143.8	3	2:05.393	145.8
14	22	Stefano Cristin	ITA	BIERRETI	HONDA	DUNLOP	4	8:29.646	+5.425	143.5	3	2:05.645	145.5
15	15	Luis Verdugo De La Torre	SPA	TEAM STRATOS	HONDA	DUNLOP	4	8:34.814	+10.593	142.0	2	2:06.020	145.0
16	64	Colin Velthuisen	NED	4HOLLAND RACING	HONDA	DUNLOP	4	8:34.899	+10.678	142.0	2	2:07.206	143.7
17	81	Angel Heredia Martinez	SPA	TEAM STRATOS	HONDA	DUNLOP	4	8:35.223	+11.002	141.9	2	2:06.832	144.1
18	70	Lukas Wendeborn	SWE	LUKASRACING	HONDA	DUNLOP	4	8:35.814	+11.593	141.7	2	2:07.101	143.8
19	31	Aurel Nyul-Verlaque	FRA	TEAM HONDA IMPALA	HONDA	DUNLOP	4	8:35.835	+11.614	141.7	2	2:06.798	144.1
20	40	Jose Suárez Gómez	SPA	REALE AVINTIA ACADEMY	HONDA	DUNLOP	4	8:39.392	+15.171	140.8	2	2:07.622	143.2
21	2	Jack Hart	GBR	HART RACING	HONDA	DUNLOP	4	8:40.809	+16.588	140.4	2	2:07.948	142.8
22	33	Filip Rehacek	CZE	IGAX TEAM	HONDA	DUNLOP	4	8:46.630	+22.409	138.8	3	2:09.873	140.7
23	8	Iker Vera Barrallo	SPA	HALCOURIER MS RACING	HONDA	DUNLOP	4	8:46.854	+22.633	138.8	4	2:10.167	140.4
24	75	Joaquim Galí Andrade	AND	JG ROAD RACING	HONDA	DUNLOP	4	9:09.126	+44.905	133.1	2	2:15.974	134.4

Not classified:

74	Daijro Sako	JPN	BLUMAQ HMA RACING	HONDA	DUNLOP	3	6:20.497			3	2:04.672	146.6
44	Adrián Fernández González	SPA	H43TEAM NOBBY	HONDA	DUNLOP	3	6:20.774			3	2:05.121	146.1
61	Iker García Abella	SPA	REALE AVINTIA ACADEMY	HONDA	DUNLOP	3	6:21.562			2	2:05.829	145.3
9	Francisco Gómez Requena	SPA	TEAM LARRESPORT	HONDA	DUNLOP	2	4:14.366			2	2:05.940	145.1
57	Callum Blackwell	GBR	CJ RACING	HONDA	DUNLOP	2	4:28.797			2	2:11.207	139.3
36	Beatriz Neila Santos	SPA	TEAM STRATOS	HONDA	DUNLOP							

Pole Position

M. González Simón

Fastest Lap

Lap 4

Andreas Pérez Manresa

2:04.648

146.6 Kph

Published at:

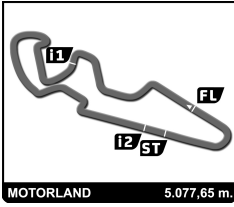
Track Status: **DRY**

Race Director:	Timekeeper:
----------------	-------------





MotorLand Aragón / 7-8 October 2017



ETC FIM CEV REPSOL MOTORLAND ARAGÓN Race 1

Lap Chart

LAP

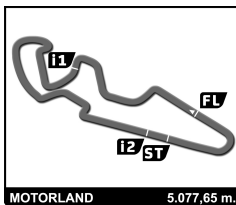
Nr	Pos	Grid	LAP			
			1	2	3	4
18	1	18	83	27	18	27
83	2	83	18	23	23	23
27	3	27	27	83	27	83
9	4	9	23	18	83	18
23	5	23	77	55	26	24
77	6	77	55	24	55	26
55	7	55	9	26	24	77
24	8	24	26	9	12	55
47	9	47	47	77	47	47
16	10	16	24	16	16	12
12	11	12	16	47	77	16
61	12	61	12	12	74	80
36	13	36	61	61	44	21
26	14	26	44	44	61	22
44	15	44	80	74	21	15
21	16	21	74	21	80	64
74	17	74	21	80	22	81
80	18	80	22	22	64	70
31	19	31	64	64	70	31
15	20	15	81	81	15	40
22	21	22	70	70	81	2
64	22	64	31	31	31	33
70	23	70	15	15	40	8
81	24	81	40	40	2	75
2	25	2	2	2	33	
40	26	40	8	8	8	
33	27	33	33	33	75	
8	28	8	57	57		
57	29	57	75	75		
75	30	75				





MotorLand Aragón / 7-8 October 2017

DORNA



ETC FIM CEV REPSOL MOTORLAND ARAGÓN Race 1

Best Sector Times

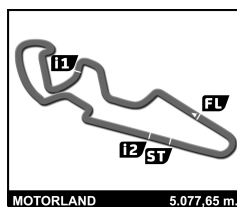
SECTOR 1			SECTOR 2			SECTOR 3					
Pos	Rider	Time	Rider	Time	Rider	Time	Pos	Rider	Ideal Lap	Best Lap	
1	16 J.Davis	35.051	26 M.Parra Martínez	1:06.868	55 A.Toledo Romero	22.179	1	77 A.Pérez Manresa	2:04.505	2:04.648	(1)
2	23 J.Uviña Martí	35.102	77 A.Pérez Manresa	1:06.880	47 F.Hernández Moyano	22.270	2	26 M.Parra Martínez	2:04.519	2:04.899	(4)
3	74 D.Sako	35.108	27 A.Díez Rodríguez	1:06.913	12 P.Paavilainen	22.314	3	27 A.Díez Rodríguez	2:04.528	2:04.965	(5)
4	18 M.González Simón	35.112	24 M.Gregorio	1:06.940	74 D.Sako	22.328	4	74 D.Sako	2:04.639	2:04.672	(2)
5	80 V.Alonso Rodilla	35.140	83 M.Kawakami	1:06.973	16 J.Davis	22.336	5	24 M.Gregorio	2:04.710	2:04.710	(3)
6	77 A.Pérez Manresa	35.198	23 J.Uviña Martí	1:07.021	44 A.Fernández González	22.342	6	18 M.González Simón	2:04.869	2:05.329	(12)
7	12 P.Paavilainen	35.210	18 M.González Simón	1:07.064	26 M.Parra Martínez	22.372	7	23 J.Uviña Martí	2:04.875	2:05.193	(10)
8	27 A.Díez Rodríguez	35.218	74 D.Sako	1:07.203	27 A.Díez Rodríguez	22.397	8	12 P.Paavilainen	2:04.905	2:05.115	(8)
9	61 I.García Abella	35.239	44 A.Fernández González	1:07.323	9 F.Gómez Requena	22.424	9	16 J.Davis	2:04.910	2:05.700	(16)
10	47 F.Hernández Moyano	35.272	9 F.Gómez Requena	1:07.331	77 A.Pérez Manresa	22.427	10	55 A.Toledo Romero	2:04.956	2:05.307	(11)
11	24 M.Gregorio	35.275	61 I.García Abella	1:07.340	21 V.Falcone	22.493	11	83 M.Kawakami	2:04.957	2:05.093	(7)
12	26 M.Parra Martínez	35.279	12 P.Paavilainen	1:07.381	24 M.Gregorio	22.495	12	47 F.Hernández Moyano	2:05.045	2:05.045	(6)
13	22 S.Cristin	35.280	21 V.Falcone	1:07.426	80 V.Alonso Rodilla	22.496	13	44 A.Fernández González	2:05.052	2:05.121	(9)
14	55 A.Toledo Romero	35.285	55 A.Toledo Romero	1:07.492	61 I.García Abella	22.570	14	9 F.Gómez Requena	2:05.081	2:05.940	(18)
15	15 L.Verdugo De La Torre	35.315	80 V.Alonso Rodilla	1:07.492	83 M.Kawakami	22.633	15	80 V.Alonso Rodilla	2:05.128	2:05.448	(14)
16	21 V.Falcone	35.318	47 F.Hernández Moyano	1:07.503	2 J.Hart	22.668	16	61 I.García Abella	2:05.149	2:05.829	(17)
17	9 F.Gómez Requena	35.326	16 J.Davis	1:07.523	22 S.Cristin	22.688	17	21 V.Falcone	2:05.237	2:05.393	(13)
18	83 M.Kawakami	35.351	22 S.Cristin	1:07.557	18 M.González Simón	22.693	18	22 S.Cristin	2:05.525	2:05.645	(15)
19	44 A.Fernández González	35.387	15 L.Verdugo De La Torre	1:07.808	23 J.Uviña Martí	22.752	19	15 L.Verdugo De La Torre	2:05.981	2:06.020	(19)
20	31 A.Nyul-Verlaque	35.431	81 A.Heredia Martínez	1:08.055	31 A.Nyul-Verlaque	22.752	20	81 A.Heredia Martínez	2:06.619	2:06.832	(21)
21	70 L.Wendeborn	35.606	64 C.Velthuisen	1:08.180	70 L.Wendeborn	22.783	21	31 A.Nyul-Verlaque	2:06.645	2:06.798	(20)
22	40 J.Suárez Gómez	35.696	70 L.Wendeborn	1:08.334	81 A.Heredia Martínez	22.838	22	70 L.Wendeborn	2:06.723	2:07.101	(22)
23	81 A.Heredia Martínez	35.726	31 A.Nyul-Verlaque	1:08.462	15 L.Verdugo De La Torre	22.858	23	64 C.Velthuisen	2:06.918	2:07.206	(23)
24	64 C.Velthuisen	35.779	40 J.Suárez Gómez	1:08.755	64 C.Velthuisen	22.959	24	40 J.Suárez Gómez	2:07.622	2:07.622	(24)
25	2 J.Hart	35.928	2 J.Hart	1:09.226	40 J.Suárez Gómez	23.171	25	2 J.Hart	2:07.822	2:07.948	(25)
26	8 I.Vera Barrallo	36.423	33 F.Rehacek	1:09.732	33 F.Rehacek	23.198	26	33 F.Rehacek	2:09.375	2:09.873	(26)
27	33 F.Rehacek	36.445	8 I.Vera Barrallo	1:09.943	8 I.Vera Barrallo	23.247	27	8 I.Vera Barrallo	2:09.613	2:10.167	(27)
28	57 C.Blackwell	36.859	57 C.Blackwell	1:10.504	57 C.Blackwell	23.626	28	57 C.Blackwell	2:10.989	2:11.207	(28)
29	75 J.Gali Andrade	38.255	75 J.Gali Andrade	1:12.901	75 J.Gali Andrade	24.439	29	75 J.Gali Andrade	2:15.595	2:15.974	(29)





MotorLand Aragón / 7-8 October 2017

DORNA



ETC

FIM CEV REPSOL MOTORLAND ARAGÓN

After Race 1

Event maximum speed

Rider	Team	Bike	Class	T. Speed	Lap	Session
44 Adrián Fernández González	H43TEAM NOBBY	HONDA		224.5	17	Qualifying practice 2
27 Alejandro Díez Rodríguez	TEAM HONDA IMPALA	HONDA		224.1	6	Race 1
61 Iker Garcia Abella	REALE AVINTIA ACADEMY	HONDA		223.6	4	Race 1
74 Daijro Sako	BLUMAQ HMA RACING	HONDA		223.6	3	Race 1
50 Ondrej Vostatek	ETG RACING	HONDA		223.1	4	Race 1
55 Alex Toledo Romero	CUNA DE CAMPEONES	HONDA		223.1	4	Race 1
12 Peetu Paavilainen	H43TEAM NOBBY	HONDA		222.7	7	Race 1
16 Jamie Davis	FAU55 RACING	HONDA		222.2	2	Race 1
21 Vincent Falcone	TFC RACING	HONDA		222.2	1	Race 1
23 Joan Uviña Martí	GRUPO MACHADO-CAME	HONDA		222.2	7	Race 1
36 Beatriz Neila Santos	TEAM STRATOS	HONDA		222.2	6	Race 1
47 Ferran Hernández Moyano	GRUPO MACHADO-CAME	HONDA		222.2	4	Race 1
18 Manuel González Simón	HALCOURIER RACING	HONDA		221.3	12	Qualifying practice 1
77 Andreas Pérez Manresa	REALE AVINTIA ACADEMY	HONDA		221.3	4	Race 1
80 Víctor Alonso Rodilla	42MOTORSPORT	HONDA		220.9	5	Qualifying practice 2
43 Simon Jespersen	TEAM JESPERSEN	HONDA		220.4	1	Race 1
9 Francisco Gómez Requena	TEAM LARRESPORT	HONDA		220.4	1	Race 1
24 Matthieu Gregorio	BLUMAQ HMA RACING	HONDA		220.0	1	Race 1
26 Miguel Parra Martínez	BLUMAQ HMA RACING	HONDA		220.0	4	Race 1
83 Meikon Kawakami	PLAYSTATION LAGLISSE ACADEMY	HONDA		220.0	15	Qualifying practice 2
22 Stefano Cristin	BIERRETI	HONDA		218.6	2	Race 1
70 Lukas Wendeborn	LUKASRACING	HONDA		218.6	2	Qualifying practice 1
81 Angel Heredia Martinez	TEAM STRATOS	HONDA		218.6	1	Race 1
53 Petr Svoboda	BLUMAQ HMA RACING	HONDA		217.3	1	Race 1
2 Jack Hart	HART RACING	HONDA		216.4	1	Race 1
31 Aurel Nyul-Verlaque	TEAM HONDA IMPALA	HONDA		216.4	6	Qualifying practice 1
15 Luis Verdugo De La Torre	TEAM STRATOS	HONDA		216.0	1	Race 1
64 Colin Velthuizen	4HOLLAND RACING	HONDA		216.0	1	Race 1
33 Filip Rehacek	IGAX TEAM	HONDA		215.1	2	Qualifying practice 1
40 Jose Suárez Gómez	REALE AVINTIA ACADEMY	HONDA		214.7	3	Qualifying practice 2
8 Iker Vera Barrallo	HALCOURIER MS RACING	HONDA		212.2	1	Qualifying practice 1
57 Callum Blackwell	CJ RACING	HONDA		210.5	1	Race 1
75 Joaquim Gali Andrade	JG ROAD RACING	HONDA		206.5	7	Qualifying practice 1





Moto3
WORLD CHAMPIONSHIP

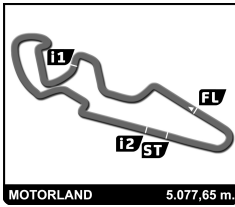
Moto2
EUROPEAN CHAMPIONSHIP

EUROPEAN
Talent CUP

EUROPEAN
KAWASAKI Z CUP

MotorLand Aragón / 7-8 October 2017

DORNA **rme**



ETC

FIM CEV REPSOL MOTORLAND ARAGÓN

Race 1

Leader Sequence

Nr	Rider	Team	Bike	Start	End Lap	Laps	Total Laps
83	Meikon Kawakami	PLAYSTATION LAGLISSE ACADEMY	HONDA	1	1	1	1
27	Alejandro Díez Rodríguez	TEAM HONDA IMPALA	HONDA	2	2	1	1
18	Manuel González Simón	HALCOURIER RACING	HONDA	3	3	1	1
27	Alejandro Díez Rodríguez	TEAM HONDA IMPALA	HONDA	4	4	1	2

Moto3
WORLD CHAMPIONSHIP

Moto2
EUROPEAN CHAMPIONSHIP

EUROPEAN
Talent CUP

EUROPEAN
KAWASAKI Z CUP



Moto3 JUNIOR
WORLD CHAMPIONSHIP

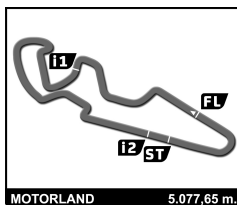
Moto2
EUROPEAN CHAMPIONSHIP

EUROPEAN
Talent CUP

EUROPEAN
KAWASAKI Z CUP

MotorLand Aragón / 7-8 October 2017

DORNA ifme



ETC

FIM CEV REPSOL MOTORLAND ARAGÓN

Race 1

Fastest Lap Sequence

Practice Time	Rider	Team	Bike	Class	Time	Kph	Lap
4:13.468	27 Alejandro Díez Rodríguez	TEAM HONDA IMPALA	HONDA		2:05.566	145.6	2
4:14.008	24 Matthieu Gregorio	BLUMAQ HMA RACING	HONDA		2:05.283	145.9	2
4:14.726	12 Peetu Paavilainen	H43TEAM NOBBY	HONDA		2:05.115	146.1	2
6:20.497	74 Daijro Sako	BLUMAQ HMA RACING	HONDA		2:04.672	146.6	3
8:24.991	77 Andreas Pérez Manresa	REALE AVINTIA ACADEMY	HONDA		2:04.648	146.6	4

Moto3 JUNIOR
WORLD CHAMPIONSHIP

Moto2
EUROPEAN CHAMPIONSHIP

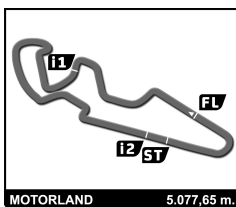
EUROPEAN
Talent CUP

EUROPEAN
KAWASAKI Z CUP



MotorLand Aragón / 7-8 October 2017

DORVA rfm



ETC FIM CEV REPSOL MOTORLAND ARAGÓN Race 1

Analysis by lap

Lapped

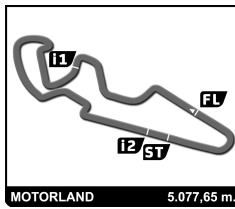
Nr	Lap Time	Gap	Nr	Lap Time	Gap	Nr	Lap Time	Gap	Nr	Lap Time	Gap	Nr	Lap Time	Gap
Lap 1			2	2:07.948	9.921	2	2:08.892	16.588						
83	2:07.807		8	2:10.663	13.010	33	2:10.084	22.409						
18	2:07.844	0.037	33	2:10.322	13.205	8	2:10.167	22.633						
27	2:07.902	0.095	57	2:11.207	15.329	75	2:16.060	44.905						
23	2:07.947	0.140	75	2:15.974	23.591									
77	2:07.979	0.172	Lap 3											
55	2:08.046	0.239	18	2:05.401										
9	2:08.426	0.619	23	2:05.694	0.063									
26	2:08.598	0.791	27	2:05.788	0.085									
47	2:08.676	0.869	83	2:05.667	0.165									
24	2:08.725	0.918	26	2:05.481	0.521									
16	2:08.870	1.063	55	2:05.818	0.577									
12	2:09.611	1.804	24	2:05.816	0.653									
61	2:09.806	1.999	12	2:05.429	0.984									
44	2:09.864	2.057	47	2:05.610	1.039									
80	2:10.165	2.358	16	2:05.709	1.124									
74	2:10.241	2.434	77	2:05.846	1.172									
21	2:10.684	2.877	74	2:04.672	1.326									
22	2:11.335	3.528	44	2:05.121	1.603									
64	2:12.411	4.604	61	2:05.927	2.391									
81	2:12.821	5.014	21	2:05.393	2.482									
70	2:12.983	5.176	80	2:05.448	2.835									
31	2:13.581	5.774	22	2:05.645	3.589									
15	2:14.483	6.676	64	2:07.437	7.883									
40	2:14.732	6.925	70	2:07.114	8.027									
2	2:15.441	7.634	15	2:07.398	8.730									
8	2:15.815	8.008	81	2:08.440	8.922									
33	2:16.351	8.544	31	2:07.837	9.045									
57	2:17.590	9.783	40	2:08.567	11.750									
75	2:21.085	13.278	2	2:08.528	12.746									
Lap 2			33	2:09.873	17.375									
27	2:05.566		8	2:10.209	17.516									
23	2:05.593	0.072	75	2:16.007	33.895									
83	2:05.862	0.201	Lap 4											
18	2:05.926	0.302	27	2:04.965										
55	2:05.884	0.462	23	2:05.193	0.206									
24	2:05.283	0.540	83	2:05.093	0.208									
26	2:05.613	0.743	18	2:05.329	0.279									
9	2:05.940	0.898	24	2:04.710	0.313									
77	2:06.518	1.029	26	2:04.899	0.370									
16	2:05.716	1.118	77	2:04.648	0.770									
47	2:05.924	1.132	55	2:05.307	0.834									
12	2:05.115	1.258	47	2:05.045	1.034									
61	2:05.829	2.167	12	2:05.774	1.708									
44	2:05.789	2.185	16	2:05.700	1.774									
74	2:05.584	2.357	80	2:06.233	4.018									
21	2:05.576	2.792	21	2:06.605	4.037									
80	2:06.393	3.090	22	2:06.886	5.425									
22	2:05.780	3.647	15	2:06.913	10.593									
64	2:07.206	6.149	64	2:07.845	10.678									
81	2:06.832	6.185	81	2:07.130	11.002									
70	2:07.101	6.616	70	2:08.616	11.593									
31	2:06.798	6.911	31	2:07.619	11.614									
15	2:06.020	7.035	40	2:08.471	15.171									
40	2:07.622	8.886												





MotorLand Aragón / 7-8 October 2017

DORNA



ETC FIM CEV REPSOL MOTORLAND ARAGÓN Race 1

Analysis

Personal Best Session Best Crossing the finish line in pit lane

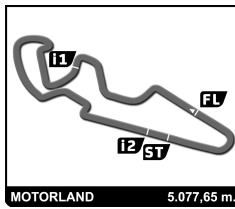
Lap	Time	Sector 1	Sector 2	Sector 3	Kph	Elapsed	Lap	Time	Sector 1	Sector 2	Sector 3	Kph	Elapsed		
2	Jack Hart	GBR						22	Stefano Cristin	ITA					
	HART RACING	HONDA							BIERRETI	HONDA					
1	2:15.441	42.635	1:10.138	22.668	134.9	2:15.441	1	2:11.335	40.406	1:07.982	22.947	139.2	2:11.335		
2	2:07.948	35.928	1:09.226	22.794	142.8	4:23.389	2	2:05.780	35.288	1:07.557	22.935	145.3	4:17.115		
3	2:08.528	35.939	1:09.340	23.249	142.2	6:31.917	3	2:05.645	35.280	1:07.677	22.688	145.5	6:22.760		
4	2:08.892	35.998	1:10.006	22.888	141.8	8:40.809	4	2:06.886	35.355	1:08.613	22.918	144.0	8:29.646		
8	Iker Vera Barrallo	SPA						23	Joan Uviña Martí	SPA					
	HALCOURIER MS RACING	HONDA							GRUPO MACHADO-CAME	HONDA					
1	2:15.815	42.296	1:10.272	23.247	134.6	2:15.815	1	2:07.947	37.608	1:07.587	22.752	142.8	2:07.947		
2	2:10.663	37.179	1:09.943	23.541	139.9	4:26.478	2	2:05.593	35.331	1:07.236	23.026	145.5	4:13.540		
3	2:10.209	36.423	1:10.119	23.667	140.4	6:36.687	3	2:05.694	35.102	1:07.791	22.801	145.4	6:19.234		
4	2:10.167	36.723	1:10.020	23.424	140.4	8:46.854	4	2:05.193	35.318	1:07.021	22.854	146.0	8:24.427		
9	Francisco Gómez Requena	SPA						24	Matthieu Gregorio	FRA					
	TEAM LARRESPORT	HONDA							BLUMAQA HMA RACING	HONDA					
1	2:08.426	38.290	1:07.712	22.424	142.3	2:08.426	1	2:08.725	38.658	1:07.540	22.527	142.0	2:08.725		
2	2:05.940	35.715	1:07.331	22.894	145.1	4:14.366	2	2:05.283	35.495	1:07.288	22.500	145.9	4:14.008		
3	2:05.429	35.529	1:07.562	22.338	145.7	6:20.155	3	2:05.816	35.334	1:07.936	22.546	145.3	6:19.824		
4	2:05.774	35.630	1:07.821	22.323	145.3	8:25.929	4	2:04.710	35.275	1:06.940	22.495	146.6	8:24.534		
12	Peetu Paavilainen	FIN						26	Miguel Parra Martínez	SPA					
	H43TEAM NOBBY	HONDA							BLUMAQA HMA RACING	HONDA					
1	2:09.611	39.218	1:07.784	22.609	141.0	2:09.611	1	2:08.598	38.582	1:07.465	22.551	142.1	2:08.598		
2	2:05.115	35.420	1:07.381	22.314	146.1	4:14.726	2	2:05.613	35.857	1:07.282	22.474	145.5	4:14.211		
3	2:05.429	35.529	1:07.562	22.338	145.7	6:20.155	3	2:05.481	35.279	1:07.647	22.555	145.7	6:19.692		
4	2:05.774	35.630	1:07.821	22.323	145.3	8:25.929	4	2:04.899	35.659	1:06.868	22.372	146.3	8:24.591		
15	Luis Verdugo De La Torre	SPA						27	Alejandro Díez Rodríguez	SPA					
	TEAM STRATOS	HONDA							TEAM HONDA IMPALA	HONDA					
1	2:14.483	42.373	1:09.252	22.858	135.9	2:14.483	1	2:07.902	37.296	1:07.731	22.875	142.9	2:07.902		
2	2:06.020	35.315	1:07.808	22.897	145.0	4:20.503	2	2:05.566	35.951	1:06.913	22.702	145.6	4:13.468		
3	2:07.398	35.536	1:08.421	23.441	143.5	6:27.901	3	2:05.788	35.314	1:07.563	22.911	145.3	6:19.256		
4	2:06.913	35.531	1:08.393	22.989	144.0	8:34.814	4	2:04.965	35.580	1:06.988	22.397	146.3	8:24.221		
16	Jamie Davis	GBR						31	Aurel Nyul-Verlaque	FRA					
	FAU55 RACING	HONDA							TEAM HONDA IMPALA	HONDA					
1	2:08.870	38.720	1:07.676	22.474	141.8	2:08.870	1	2:13.581	41.473	1:09.179	22.929	136.8	2:13.581		
2	2:05.716	35.782	1:07.523	22.411	145.4	4:14.586	2	2:06.798	35.431	1:08.462	22.905	144.1	4:20.379		
3	2:05.709	35.592	1:07.781	22.336	145.4	6:20.295	3	2:07.837	35.956	1:08.629	23.252	143.0	6:28.216		
4	2:05.700	35.652	1:07.613	22.435	145.4	8:25.995	4	2:07.619	36.339	1:08.528	22.752	143.2	8:35.835		
18	Manuel González Simón	SPA						33	Filip Rehacek	CZE					
	HALCOURIER RACING	HONDA							IGAX TEAM	HONDA					
1	2:07.844	37.166	1:07.441	23.237	143.0	2:07.844	1	2:16.351	42.964	1:10.189	23.198	134.0	2:16.351		
2	2:05.926	35.539	1:07.064	23.323	145.1	4:13.770	2	2:10.322	36.872	1:09.732	23.718	140.2	4:26.673		
3	2:05.401	35.112	1:07.596	22.693	145.8	6:19.171	3	2:09.873	36.474	1:09.839	23.560	140.7	6:36.546		
4	2:05.329	35.212	1:07.130	22.987	145.8	8:24.500	4	2:10.084	36.445	1:10.007	23.632	140.5	8:46.630		
21	Vincent Falcone	FRA						40	Jose Suárez Gómez	SPA					
	TFC RACING	HONDA							REALE AVINTIA ACADEMY	HONDA					
1	2:10.684	40.274	1:07.827	22.583	139.9	2:10.684	1	2:14.732	41.976	1:09.473	23.283	135.7	2:14.732		
2	2:05.576	35.469	1:07.614	22.493	145.5	4:16.260	2	2:07.622	35.696	1:08.755	23.171	143.2	4:22.354		
3	2:05.393	35.318	1:07.426	22.649	145.8	6:21.653	3	2:08.567	36.068	1:09.031	23.468	142.2	6:30.921		
4	2:06.605	35.471	1:08.070	23.064	144.4	8:28.258	4	2:08.471	36.121	1:09.001	23.349	142.3	8:39.392		





MotorLand Aragón / 7-8 October 2017

DORNA rme



ETC FIM CEV REPSOL MOTORLAND ARAGÓN Race 1

Analysis

Personal Best Session Best B Crossing the finish line in pit lane

Lap	Time	Sector 1	Sector 2	Sector 3	Kph	Elapsed	Lap	Time	Sector 1	Sector 2	Sector 3	Kph	Elapsed	
44	Adrián Fernández González SPA							3	2:16.007	38.333	1:13.235	24.439	134.4	6:53.066
	H43TEAM NOBBY HONDA							4	2:16.060	38.345	1:13.235	24.480	134.3	9:09.126
1	2:09.864	39.353	1:08.005	22.506	140.7	2:09.864								
2	2:05.789	35.678	1:07.736	22.375	145.3	4:15.653								
3	2:05.121	35.456	1:07.323	22.342	146.1	6:20.774								
47	Ferran Hernández Moyano SPA							1	2:07.979	37.689	1:07.596	22.694	142.8	2:07.979
	GRUPO MACHADO-CAME HONDA							2	2:06.518	35.847	1:07.635	23.036	144.5	4:14.497
1	2:08.676	38.041	1:08.039	22.596	142.0	2:08.676								
2	2:05.924	35.837	1:07.506	22.581	145.1	4:14.600								
3	2:05.610	35.426	1:07.696	22.488	145.5	6:20.210								
4	2:05.045	35.272	1:07.503	22.270	146.2	8:25.255								
55	Alex Toledo Romero SPA							3	2:05.448	35.140	1:07.492	22.816	145.7	6:22.006
	CUNA DE CAMPEONES HONDA							4	2:06.233	35.263	1:08.368	22.602	144.8	8:28.239
1	2:08.046	37.802	1:07.841	22.403	142.7	2:08.046								
2	2:05.884	35.904	1:07.492	22.488	145.2	4:13.930								
3	2:05.818	35.298	1:07.945	22.575	145.3	6:19.748								
4	2:05.307	35.285	1:07.843	22.179	145.9	8:25.055								
57	Callum Blackwell GBR							1	2:10.165	39.653	1:08.016	22.496	140.4	2:10.165
	CJ RACING HONDA							2	2:06.393	35.802	1:08.025	22.566	144.6	4:16.558
1	2:17.590	43.139	1:10.825	23.626	132.8	2:17.590								
2	2:11.207	36.859	1:10.504	23.844	139.3	4:28.797								
61	Iker Garcia Abella SPA							3	2:05.448	35.140	1:07.492	22.816	145.7	6:22.006
	REALE AVINTIA ACADEMY HONDA							4	2:06.233	35.263	1:08.368	22.602	144.8	8:28.239
1	2:09.806	39.015	1:08.221	22.570	140.8	2:09.806								
2	2:05.829	35.517	1:07.668	22.644	145.3	4:15.635								
3	2:05.927	35.734	1:07.340	22.853	145.1	6:21.562								
64	Colin Velthuisen NED							1	2:12.821	41.192	1:08.724	22.905	137.6	2:12.821
	4HOLLAND RACING HONDA							2	2:06.832	35.726	1:08.268	22.838	144.1	4:19.653
1	2:12.411	40.774	1:08.678	22.959	138.0	2:12.411								
2	2:07.206	35.779	1:08.302	23.125	143.7	4:19.617								
3	2:07.437	35.870	1:08.180	23.387	143.4	6:27.054								
4	2:07.845	35.891	1:08.696	23.258	143.0	8:34.899								
70	Lukas Wendeborn SWE							3	2:08.440	36.188	1:08.745	23.507	142.3	6:28.093
	LUKASRACING HONDA							4	2:07.130	36.201	1:08.055	22.874	143.8	8:35.223
1	2:12.983	40.839	1:09.354	22.790	137.4	2:12.983								
2	2:07.101	35.674	1:08.644	22.783	143.8	4:20.084								
3	2:07.114	35.606	1:08.334	23.174	143.8	6:27.198								
4	2:08.616	37.171	1:08.416	23.029	142.1	8:35.814								
74	Daijiro Sako JPN							1	2:07.807	37.477	1:07.302	23.028	143.0	2:07.807
	BLUMAQ HMA RACING HONDA							2	2:05.862	35.726	1:07.076	23.060	145.2	4:13.669
1	2:10.241	39.870	1:08.043	22.328	140.3	2:10.241								
2	2:05.584	35.535	1:07.580	22.469	145.5	4:15.825								
3	2:04.672	35.108	1:07.203	22.361	146.6	6:20.497								
75	Joaquim Gali Andrade AND							3	2:05.667	35.356	1:07.678	22.633	145.4	6:19.336
	JG ROAD RACING HONDA							4	2:05.093	35.351	1:06.973	22.769	146.1	8:24.429
1	2:21.085	43.722	1:12.901	24.462	129.5	2:21.085								
2	2:15.974	38.255	1:13.274	24.445	134.4	4:37.059								

