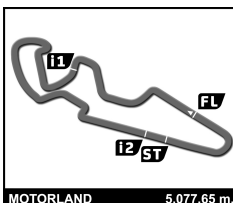




MotorLand Aragón / 7-8 October 2017

SORNA rfm



MOTORLAND 5.077,65 m.

ETC FIM CEV REPSOL MOTORLAND ARAGÓN Qualifying practice 2

Classification

Nr.	Rider	Nat	Team	Bike	Tyres	Time	Lap Total	Gap	Kph
1	83 Meikon Kawakami	BRA	PLAYSTATION LAGLISSE ACADEMY	HONDA	DUNLOP	2:03.647	15 16	-	147.8
2	18 Manuel González Simón	SPA	HALCOURIER RACING	HONDA	DUNLOP	2:03.650	16 16	+0.003	147.8
3	9 Francisco Gómez Requena	SPA	TEAM LARRESPORT	HONDA	DUNLOP	2:03.928	12 12	+0.281	147.5
4	50 Ondrej Vostatek	CZE	ETG RACING	HONDA	DUNLOP	2:04.029	6 18	+0.382	147.4
5	44 Adrián Fernández González	SPA	H43TEAM NOBBY	HONDA	DUNLOP	2:04.131	17 17	+0.484	147.2
6	77 Andreas Pérez Manresa	SPA	REALE AVINTIA ACADEMY	HONDA	DUNLOP	2:04.283	15 15	+0.636	147.1
7	26 Miguel Parra Martínez	SPA	BLUMAQ HMA RACING	HONDA	DUNLOP	2:04.438	17 17	+0.791	146.9
8	12 Peetu Paavilainen	FIN	H43TEAM NOBBY	HONDA	DUNLOP	2:04.626	16 18	+0.979	146.7
9	27 Alejandro Díez Rodríguez	SPA	TEAM HONDA IMPALA	HONDA	DUNLOP	2:04.729	8 17	+1.082	146.5
10	43 Simon Jespersen	DEN	TEAM JESPERSEN	HONDA	DUNLOP	2:04.730	8 17	+1.083	146.5
11	24 Matthieu Gregorio	FRA	BLUMAQ HMA RACING	HONDA	DUNLOP	2:04.802	14 17	+1.155	146.4
12	36 Beatriz Neila Santos	SPA	TEAM STRATOS	HONDA	DUNLOP	2:04.990	14 16	+1.343	146.2
13	74 Daijiro Sako	JPN	BLUMAQ HMA RACING	HONDA	DUNLOP	2:05.020	17 17	+1.373	146.2
14	23 Joan Uviña Martí	SPA	GRUPO MACHADO-CAME	HONDA	DUNLOP	2:05.053	14 14	+1.406	146.2
15	16 Jamie Davis	GBR	FAU55 RACING	HONDA	DUNLOP	2:05.256	7 18	+1.609	145.9
16	15 Luis Verdugo De La Torre	SPA	TEAM STRATOS	HONDA	DUNLOP	2:05.591	17 17	+1.944	145.5
17	61 Iker García Abella	SPA	REALE AVINTIA ACADEMY	HONDA	DUNLOP	2:05.613	6 15	+1.966	145.5
18	55 Alex Toledo Romero	SPA	CUNA DE CAMPEONES	HONDA	DUNLOP	2:05.702	8 16	+2.055	145.4
19	47 Ferran Hernández Moyano	SPA	GRUPO MACHADO-CAME	HONDA	DUNLOP	2:05.719	6 8	+2.072	145.4
20	22 Stefano Cristin	ITA	BIERRETI	HONDA	DUNLOP	2:05.982	14 17	+2.335	145.1
21	80 Víctor Alonso Rodilla	SPA	42MOTORSPORT	HONDA	DUNLOP	2:06.248	13 16	+2.601	144.8
22	21 Vincent Falcone	FRA	TFC RACING	HONDA	DUNLOP	2:06.296	16 18	+2.649	144.7
23	81 Angel Heredia Martinez	SPA	TEAM STRATOS	HONDA	DUNLOP	2:06.327	16 17	+2.680	144.7
24	31 Aurel Nyul-Verlaque	FRA	TEAM HONDA IMPALA	HONDA	DUNLOP	2:07.035	15 17	+3.388	143.9
25	64 Colin Velthuisen	NED	4HOLLAND RACING	HONDA	DUNLOP	2:07.048	14 16	+3.401	143.9
26	53 Petr Svoboda	CZE	BLUMAQ HMA RACING	HONDA	DUNLOP	2:07.075	17 17	+3.428	143.8
27	8 Iker Vera Barrallo	SPA	HALCOURIER MS RACING	HONDA	DUNLOP	2:07.526	16 16	+3.879	143.3
28	2 Jack Hart	GBR	HART RACING	HONDA	DUNLOP	2:07.789	18 18	+4.142	143.0
29	70 Lukas Wendeborn	SWE	LUKASRACING	HONDA	DUNLOP	2:08.297	14 17	+4.650	142.5
30	40 Jose Suárez Gómez	SPA	REALE AVINTIA ACADEMY	HONDA	DUNLOP	2:09.855	13 14	+6.208	140.8
31	33 Filip Rehacek	CZE	IGAX TEAM	HONDA	DUNLOP	2:09.887	11 16	+6.240	140.7
32	75 Joaquim Gali Andrade	AND	JG ROAD RACING	HONDA	DUNLOP	2:15.944	12 17	+12.297	134.4

Max. qual. time: 2:16.011

57 Callum Blackwell GBR CJ RACING HONDA DUNLOP

1

Fastest Lap | Lap 15 | Meikon Kawakami | 2:03.647 | 147.8 Kph

Qualifying Time: 2:16.011

Published at:

Track Status: **DRY**

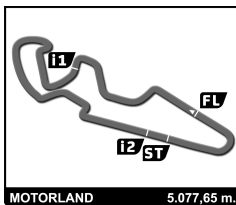
Race Director:	Timekeeper:
----------------	-------------





MotorLand Aragón / 7-8 October 2017

DORNA rfm



ETC FIM CEV REPSOL MOTORLAND ARAGÓN Qualifying practice 2

Best Sector Times

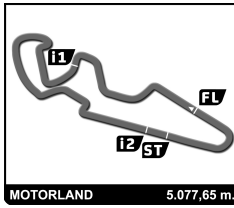
SECTOR 1			SECTOR 2			SECTOR 3					
Pos	Rider	Time	Rider	Time	Rider	Time	Pos	Rider	Ideal Lap	Best Lap	
1	83 M.Kawakami	34.648	9 F.Gómez Requena	1:06.611	44 A.Fernández González	22.139	1	83 M.Kawakami	2:03.508	2:03.647	(1)
2	50 O.Vostatek	34.658	18 M.González Simón	1:06.657	83 M.Kawakami	22.164	2	18 M.González Simón	2:03.650	2:03.650	(2)
3	27 A.Díez Rodríguez	34.748	50 O.Vostatek	1:06.682	74 D.Sako	22.171	3	9 F.Gómez Requena	2:03.726	2:03.928	(3)
4	18 M.González Simón	34.764	83 M.Kawakami	1:06.696	18 M.González Simón	22.229	4	50 O.Vostatek	2:03.758	2:04.029	(4)
5	77 A.Pérez Manresa	34.773	77 A.Pérez Manresa	1:06.743	12 P.Paavilainen	22.249	5	26 M.Parra Martínez	2:03.966	2:04.438	(7)
6	26 M.Parra Martínez	34.778	26 M.Parra Martínez	1:06.850	36 B.Neila Santos	22.269	6	77 A.Pérez Manresa	2:04.011	2:04.283	(6)
7	9 F.Gómez Requena	34.782	12 P.Paavilainen	1:07.001	9 F.Gómez Requena	22.333	7	44 A.Fernández González	2:04.131	2:04.131	(5)
8	43 S.Jespersen	34.871	44 A.Fernández González	1:07.005	26 M.Parra Martínez	22.338	8	12 P.Paavilainen	2:04.268	2:04.626	(8)
9	44 A.Fernández González	34.987	24 M.Gregorio	1:07.058	27 A.Díez Rodríguez	22.377	9	27 A.Díez Rodríguez	2:04.389	2:04.729	(9)
10	55 A.Toledo Romero	34.987	23 J.Uviña Martí	1:07.093	23 J.Uviña Martí	22.399	10	43 S.Jespersen	2:04.441	2:04.730	(10)
11	24 M.Gregorio	35.011	43 S.Jespersen	1:07.100	16 J.Davis	22.408	11	24 M.Gregorio	2:04.540	2:04.802	(11)
12	12 P.Paavilainen	35.018	36 B.Neila Santos	1:07.169	50 O.Vostatek	22.418	12	36 B.Neila Santos	2:04.617	2:04.990	(12)
13	16 J.Davis	35.052	61 I.García Abella	1:07.216	21 V.Falcone	22.447	13	23 J.Uviña Martí	2:04.658	2:05.053	(14)
14	74 D.Sako	35.078	27 A.Díez Rodríguez	1:07.264	43 S.Jespersen	22.470	14	74 D.Sako	2:04.818	2:05.020	(13)
15	23 J.Uviña Martí	35.166	55 A.Toledo Romero	1:07.385	24 M.Gregorio	22.471	15	55 A.Toledo Romero	2:04.904	2:05.702	(18)
16	36 B.Neila Santos	35.179	16 J.Davis	1:07.466	77 A.Pérez Manresa	22.495	16	16 J.Davis	2:04.926	2:05.256	(15)
17	15 L.Verdugo De La Torre	35.233	47 F.Hernández Moyano	1:07.493	81 A.Heredia Martínez	22.500	17	61 I.García Abella	2:04.969	2:05.613	(17)
18	61 I.García Abella	35.245	74 D.Sako	1:07.569	61 I.García Abella	22.508	18	21 V.Falcone	2:05.512	2:06.296	(22)
19	47 F.Hernández Moyano	35.307	21 V.Falcone	1:07.618	55 A.Toledo Romero	22.532	19	15 L.Verdugo De La Torre	2:05.544	2:05.591	(16)
20	22 S.Cristin	35.321	15 L.Verdugo De La Torre	1:07.630	80 V.Alonso Rodilla	22.544	20	47 F.Hernández Moyano	2:05.584	2:05.719	(19)
21	80 V.Alonso Rodilla	35.342	22 S.Cristin	1:07.724	22 S.Cristin	22.580	21	22 S.Cristin	2:05.625	2:05.982	(20)
22	81 A.Heredia Martínez	35.370	80 V.Alonso Rodilla	1:07.923	2 J.Hart	22.622	22	80 V.Alonso Rodilla	2:05.809	2:06.248	(21)
23	21 V.Falcone	35.447	81 A.Heredia Martínez	1:08.002	15 L.Verdugo De La Torre	22.681	23	81 A.Heredia Martínez	2:05.872	2:06.327	(23)
24	64 C.Velthuisen	35.459	31 A.Nyul-Verlaque	1:08.327	47 F.Hernández Moyano	22.784	24	31 A.Nyul-Verlaque	2:06.806	2:07.035	(24)
25	31 A.Nyul-Verlaque	35.590	53 P.Svoboda	1:08.344	53 P.Svoboda	22.796	25	53 P.Svoboda	2:06.850	2:07.075	(26)
26	53 P.Svoboda	35.710	8 I.Vera Barrallo	1:08.457	31 A.Nyul-Verlaque	22.889	26	64 C.Velthuisen	2:07.012	2:07.048	(25)
27	2 J.Hart	35.732	64 C.Velthuisen	1:08.473	70 L.Wendeborn	23.035	27	8 I.Vera Barrallo	2:07.411	2:07.526	(27)
28	8 I.Vera Barrallo	35.884	70 L.Wendeborn	1:08.962	8 I.Vera Barrallo	23.070	28	2 J.Hart	2:07.463	2:07.789	(28)
29	70 L.Wendeborn	35.931	2 J.Hart	1:09.109	64 C.Velthuisen	23.080	29	70 L.Wendeborn	2:07.928	2:08.297	(29)
30	33 F.Rehacek	36.222	40 J.Suárez Gómez	1:09.569	40 J.Suárez Gómez	23.380	30	40 J.Suárez Gómez	2:09.568	2:09.855	(30)
31	40 J.Suárez Gómez	36.619	33 F.Rehacek	1:09.833	33 F.Rehacek	23.589	31	33 F.Rehacek	2:09.644	2:09.887	(31)
32	75 J.Gali Andrade	38.022	75 J.Gali Andrade	1:13.115	75 J.Gali Andrade	24.277	32	75 J.Gali Andrade	2:15.414	2:15.944	(32)





MotorLand Aragón / 7-8 October 2017

DORNA



ETC

FIM CEV REPSOL MOTORLAND ARAGÓN After Qualifying practice 2

Event maximum speed

Rider	Team	Bike	Class	T. Speed	Lap	Session
44 Adrián Fernández González	H43TEAM NOBBY	HONDA		224.5	17	Qualifying practice 2
27 Alejandro Díez Rodríguez	TEAM HONDA IMPALA	HONDA		222.7	8	Qualifying practice 2
74 Daijro Sako	BLUMAQ HMA RACING	HONDA		222.2	12	Qualifying practice 1
12 Peetu Paavilainen	H43TEAM NOBBY	HONDA		221.8	16	Qualifying practice 2
18 Manuel González Simón	HALCOURIER RACING	HONDA		221.3	12	Qualifying practice 1
61 Iker García Abella	REALE AVINTIA ACADEMY	HONDA		220.9	16	Qualifying practice 1
80 Víctor Alonso Rodilla	42MOTORSPORT	HONDA		220.9	5	Qualifying practice 2
36 Beatriz Neila Santos	TEAM STRATOS	HONDA		220.4	3	Qualifying practice 1
83 Meikon Kawakami	PLAYSTATION LAGLISSE ACADEMY	HONDA		220.0	15	Qualifying practice 2
26 Miguel Parra Martínez	BLUMAQ HMA RACING	HONDA		219.5	4	Qualifying practice 2
43 Simon Jespersen	TEAM JESPERSEN	HONDA		219.5	6	Qualifying practice 2
70 Lukas Wendeborn	LUKASRACING	HONDA		218.6	2	Qualifying practice 1
21 Vincent Falcone	TFC RACING	HONDA		218.2	16	Qualifying practice 1
23 Joan Uviña Martí	GRUPO MACHADO-CAME	HONDA		218.2	4	Qualifying practice 1
50 Ondrej Vostatek	ETG RACING	HONDA		218.2	17	Qualifying practice 1
81 Angel Heredia Martínez	TEAM STRATOS	HONDA		218.2	3	Qualifying practice 1
16 Jamie Davis	FAU55 RACING	HONDA		217.7	18	Qualifying practice 2
22 Stefano Cristin	BIERRETI	HONDA		217.7	11	Qualifying practice 1
31 Aurel Nyul-Verlaque	TEAM HONDA IMPALA	HONDA		216.4	6	Qualifying practice 1
55 Alex Toledo Romero	CUNA DE CAMPEONES	HONDA		216.4	6	Qualifying practice 1
9 Francisco Gómez Requena	TEAM LARRESPORT	HONDA		216.4	1	Qualifying practice 1
2 Jack Hart	HART RACING	HONDA		216.0	5	Qualifying practice 1
33 Filip Rehacek	IGAX TEAM	HONDA		215.1	2	Qualifying practice 1
64 Colin Velthuisen	4HOLLAND RACING	HONDA		215.1	2	Qualifying practice 1
24 Matthieu Gregorio	BLUMAQ HMA RACING	HONDA		214.7	14	Qualifying practice 1
40 Jose Suárez Gómez	REALE AVINTIA ACADEMY	HONDA		214.7	3	Qualifying practice 2
53 Petr Svoboda	BLUMAQ HMA RACING	HONDA		214.7	10	Qualifying practice 1
77 Andreas Pérez Manresa	REALE AVINTIA ACADEMY	HONDA		214.7	6	Qualifying practice 2
15 Luis Verdugo De La Torre	TEAM STRATOS	HONDA		213.9	4	Qualifying practice 1
47 Ferran Hernández Moyano	GRUPO MACHADO-CAME	HONDA		212.2	8	Qualifying practice 1
8 Iker Vera Barrallo	HALCOURIER MS RACING	HONDA		212.2	1	Qualifying practice 1
57 Callum Blackwell	CJ RACING	HONDA		209.3	13	Qualifying practice 1
75 Joaquim Gali Andrade	JG ROAD RACING	HONDA		206.5	7	Qualifying practice 1





Moto3 JUNIOR
WORLD CHAMPIONSHIP

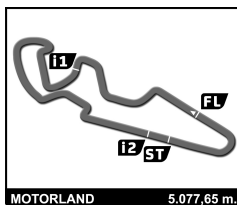
Moto2
EUROPEAN CHAMPIONSHIP

EUROPEAN
Talent CUP

EUROPEAN
KAWASAKI Z CUP

MotorLand Aragón / 7-8 October 2017

DORNA



ETC FIM CEV REPSOL MOTORLAND ARAGÓN Qualifying practice 2

Fastest Lap Sequence

Practice Time	Rider	Team	Bike	Class	Time	Kph	Lap
14:26.579	16 Jamie Davis	FAU55 RACING	HONDA		2:07.133	143.8	4
14:30.642	50 Ondrej Vostatek	ETG RACING	HONDA		2:06.727	144.2	4
14:31.252	18 Manuel González Simón	HALCOURIER RACING	HONDA		2:05.381	145.8	4
16:39.442	44 Adrián Fernández González	H43TEAM NOBBY	HONDA		2:05.038	146.2	5
16:43.698	9 Francisco Gómez Requena	TEAM LARRESPORT	HONDA		2:04.210	147.1	5
18:41.857	50 Ondrej Vostatek	ETG RACING	HONDA		2:04.029	147.4	6
42:34.857	83 Meikon Kawakami	PLAYSTATION LAGLISSE ACADEMY	HONDA		2:03.729	147.7	14
44:38.504	83 Meikon Kawakami	PLAYSTATION LAGLISSE ACADEMY	HONDA		2:03.647	147.8	15

Moto3 JUNIOR
WORLD CHAMPIONSHIP

Moto2
EUROPEAN CHAMPIONSHIP

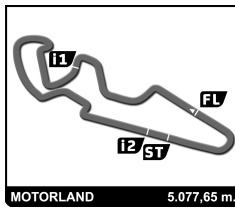
EUROPEAN
Talent CUP

EUROPEAN
KAWASAKI Z CUP



MotorLand Aragón / 7-8 October 2017

LORNA



ETC FIM CEV REPSOL MOTORLAND ARAGÓN Qualifying practice 2

Analysis

Personal Best Session Best B Crossing the finish line in pit lane

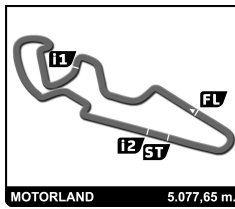
Lap	Time	Sector 1	Sector 2	Sector 3	Kph	Elapsed	Lap	Time	Sector 1	Sector 2	Sector 3	Kph	Elapsed		
2	Jack Hart						GBR	12	Peetu Paavilainen						FIN
	HART RACING						HONDA		H43TEAM NOBBY						HONDA
1	2:25.376	52.059	1:10.695	22.622	125.7	2:25.376	1	2:30.664	59.196	1:08.574	22.894	121.3	2:30.664		
2	2:19.943 B	37.478	1:10.243	32.222	130.6	4:45.319	2	2:16.556 B	36.118	1:07.689	32.749	133.8	4:47.220		
3	7:42.943	6:06.793	1:13.032	23.118	39.5	12:28.261	3	7:35.804	6:01.227	1:11.672	22.905	40.1	12:23.023		
4	2:10.723	37.310	1:10.277	23.136	139.8	14:38.984	4	2:08.781	36.033	1:10.334	22.414	141.9	14:31.804		
5	2:09.849	36.459	1:10.367	23.023	140.8	16:48.833	5	2:06.481	36.250	1:07.628	22.603	144.5	16:38.285		
6	2:09.033	36.277	1:10.125	22.631	141.6	18:57.866	6	2:07.291	36.196	1:08.480	22.615	143.6	18:45.576		
7	2:08.022	35.929	1:09.109	22.984	142.8	21:05.888	7	2:05.627	35.018	1:08.052	22.557	145.5	20:51.203		
8	2:07.956	35.732	1:09.131	23.093	142.8	23:13.844	8	2:04.904	35.063	1:07.476	22.365	146.3	22:56.107		
9	2:07.881	35.842	1:09.264	22.775	142.9	25:21.725	9	2:05.451	35.491	1:07.453	22.507	145.7	25:01.558		
10	2:08.301	35.854	1:09.412	23.035	142.5	27:30.026	10	2:10.875 B	35.216	1:07.268	28.391	139.7	27:12.433		
11	2:15.391 B	36.411	1:10.708	28.272	135.0	29:45.417	11	4:36.136	2:57.984	1:15.289	22.863	66.2	31:48.569		
12	5:27.634	3:53.055	1:11.267	23.312	55.8	35:13.051	12	2:05.893	35.456	1:07.581	22.856	145.2	33:54.462		
13	2:09.227	36.535	1:09.822	22.870	141.4	37:22.278	13	2:05.921	35.856	1:07.393	22.672	145.1	36:00.383		
14	2:08.699	35.959	1:09.938	22.802	142.0	39:30.977	14	2:12.720	35.807	1:14.129	22.784	137.7	38:13.103		
15	2:08.341	35.886	1:09.646	22.809	142.4	41:39.318	15	2:13.429	37.352	1:11.473	24.604	137.0	40:26.532		
16	2:08.516	36.142	1:09.399	22.975	142.2	43:47.834	16	2:04.626	35.248	1:07.129	22.249	146.7	42:31.158		
17	2:08.934	35.957	1:10.177	22.800	141.8	45:56.768	17	2:06.641	36.067	1:08.324	22.250	144.3	44:37.799		
18	2:07.789	35.870	1:09.120	22.799	143.0	48:04.557	18	2:04.711	35.207	1:07.001	22.503	146.6	46:42.510		
8	Iker Vera Barrallo						SPA	15	Luis Verdugo De La Torre						SPA
	HALCOURIER MS RACING						HONDA		TEAM STRATOS						HONDA
1	2:34.629	1:00.127	1:11.115	23.387	118.2	2:34.629	1	2:11.784	38.795	1:09.993	22.996	138.7	2:11.784		
2	2:17.459 B	36.487	1:10.097	30.875	133.0	4:52.088	2	2:14.656 B	36.008	1:09.190	29.458	135.7	4:26.440		
3	7:42.116	5:55.844	1:22.794	23.478	39.6	12:34.203	3	8:03.640	6:28.770	1:11.573	23.297	37.8	12:30.079		
4	2:11.149	37.638	1:10.109	23.402	139.4	14:45.352	4	2:06.885	35.819	1:08.385	22.681	144.0	14:36.964		
5	2:09.629	36.430	1:09.795	23.404	141.0	16:54.981	5	2:06.375	35.377	1:08.289	22.709	144.6	16:43.339		
6	2:09.116	36.018	1:09.372	23.726	141.6	19:04.097	6	2:11.428	35.660	1:12.948	22.820	139.1	18:54.767		
7	2:08.546	36.095	1:09.159	23.292	142.2	21:12.643	7	2:06.776	35.887	1:07.873	23.016	144.2	21:01.543		
8	2:22.843 B	36.258	1:17.226	29.359	128.0	23:35.486	8	2:07.162	35.953	1:08.372	22.837	143.7	23:08.705		
9	7:32.915	5:56.315	1:12.853	23.747	40.4	31:08.401	9	2:06.810	35.300	1:08.604	22.906	144.1	25:15.515		
10	2:09.811	36.603	1:09.704	23.504	140.8	33:18.212	10	2:14.005 B	35.417	1:09.531	29.057	136.4	27:29.520		
11	2:09.036	36.186	1:09.458	23.392	141.6	35:27.248	11	6:45.610	5:13.771	1:08.733	23.106	45.1	34:15.130		
12	2:19.122	44.165	1:11.622	23.335	131.4	37:46.370	12	2:06.653	35.450	1:08.236	22.967	144.3	36:21.783		
13	2:11.721	36.326	1:12.056	23.339	138.8	39:58.091	13	2:12.217 B	35.512	1:07.968	28.737	138.2	38:34.000		
14	2:14.707	36.621	1:14.500	23.586	135.7	42:12.798	14	2:26.184	53.850	1:09.428	22.906	125.0	41:00.184		
15	2:08.086	36.081	1:08.935	23.070	142.7	44:20.884	15	2:06.149	35.277	1:07.858	23.014	144.9	43:06.333		
16	2:07.526	35.884	1:08.457	23.185	143.3	46:28.410	16	2:06.462	35.402	1:08.141	22.919	144.5	45:12.795		
9	Francisco Gómez Requena						SPA	16	Jamie Davis						GBR
	TEAM LARREPORT						HONDA		FAU55 RACING						HONDA
1	2:18.025	39.403	1:15.876	22.746	132.4	2:18.025	1	2:20.703	49.164	1:09.086	22.453	129.9	2:20.703		
2	2:25.724 B	47.132	1:08.637	29.955	125.4	4:43.749	2	2:15.676 B	36.112	1:08.461	31.103	134.7	4:36.379		
3	7:46.025	6:07.545	1:15.059	23.421	39.2	12:29.773	3	7:43.068	6:10.183	1:09.883	23.002	39.5	12:19.446		
4	2:09.715	39.144	1:07.955	22.616	140.9	14:39.488	4	2:07.133	35.504	1:08.330	23.299	143.8	14:26.579		
5	2:04.210	34.826	1:07.051	22.333	147.1	16:43.698	5	2:09.808	35.722	1:10.884	23.202	140.8	16:36.387		
6	2:07.437	36.733	1:07.748	22.956	143.4	18:51.135	6	2:06.924	36.568	1:07.639	22.717	144.0	18:43.311		
7	2:10.468	40.723	1:06.998	22.747	140.1	21:01.603	7	2:05.256	35.109	1:07.466	22.681	145.9	20:48.567		
8	2:04.262	34.924	1:06.741	22.597	147.1	23:05.865	8	2:05.473	35.193	1:07.714	22.566	145.7	22:54.040		
9	2:04.339	34.953	1:06.781	22.605	147.0	25:10.204	9	2:05.933	35.210	1:07.930	22.793	145.1	24:59.973		
10	2:25.100 B	42.767	1:14.712	27.621	126.0	27:35.304	10	2:05.155	35.052	1:07.516	22.587	146.0	27:05.128		
11	17:44.351	...	1:08.117	22.571	17.2	45:19.655	11	2:06.018	35.472	1:07.882	22.664	145.0	29:11.146		
12	2:03.928	34.782	1:06.611	22.535	147.5	47:23.583	12	2:07.266	36.541	1:08.308	22.417	143.6	31:18.412		
							13	2:11.723 B	35.635	1:08.809	27.279	138.8	33:30.135		





MotorLand Aragón / 7-8 October 2017

LORNA



ETC FIM CEV REPSOL MOTORLAND ARAGÓN Qualifying practice 2

Analysis

■ Personal Best ■ Session Best B Crossing the finish line in pit lane

Lap	Time	Sector 1	Sector 2	Sector 3	Kph	Elapsed	Lap	Time	Sector 1	Sector 2	Sector 3	Kph	Elapsed
14	4:46.178	3:14.834	1:08.511	22.833	63.9	38:16.313	10	5:20.453	3:46.092	1:10.675	23.686	57.0	28:27.449
15	2:06.712	35.357	1:08.477	22.878	144.2	40:23.025	11	2:14.614 B	37.166	1:09.955	27.493	135.8	30:42.063
16	2:07.215	35.904	1:08.358	22.953	143.7	42:30.240	12	5:01.220	3:28.443	1:09.597	23.180	60.7	35:43.283
17	2:07.071	35.387	1:08.882	22.802	143.8	44:37.311	13	2:05.986	35.481	1:07.724	22.781	145.1	37:49.269
18	2:05.335	35.444	1:07.483	22.408	145.8	46:42.646	14	2:05.982	35.418	1:07.892	22.672	145.1	39:55.251

18 Manuel González Simón		SPA				
HALCOURIER RACING		HONDA				
1	2:24.468	54.285	1:07.726	22.457	126.5	2:24.468
2	2:13.664 B	35.353	1:07.733	30.578	136.7	4:38.132
3	7:47.740	6:11.281	1:13.233	23.226	39.1	12:25.871
4	2:05.381	35.031	1:07.744	22.606	145.8	14:31.252
5	2:13.911	35.121	1:15.821	22.969	136.5	16:45.163
6	2:08.819	34.837	1:11.328	22.654	141.9	18:53.982
7	2:09.354 B	34.860	1:07.836	26.658	141.3	21:03.336
8	5:09.849	3:38.755	1:08.015	23.079	59.0	26:13.185
9	2:05.394	35.175	1:07.171	23.048	145.8	28:18.579
10	2:08.812 B	35.259	1:07.243	26.310	141.9	30:27.391
11	5:41.154	4:10.087	1:07.946	23.121	53.6	36:08.545
12	2:04.397	34.835	1:06.685	22.877	146.9	38:12.942
13	2:15.969	37.203	1:11.172	27.594	134.4	40:28.911
14	2:05.247	35.239	1:07.166	22.842	145.9	42:34.158
15	2:04.750	34.809	1:07.248	22.693	146.5	44:38.908
16	2:03.650	34.764	1:06.657	22.229	147.8	46:42.558

21 Vincent Falcone		FRA				
TFC RACING		HONDA				
1	2:11.306	38.450	1:09.866	22.990	139.2	2:11.306
2	2:08.233	36.160	1:08.679	23.394	142.5	4:19.539
3	2:51.745 B	52.243	1:25.032	34.470	106.4	7:11.284
4	5:17.057	3:43.140	1:11.004	22.913	57.6	12:28.340
5	2:07.230	36.140	1:08.643	22.447	143.7	14:35.570
6	2:07.079	35.447	1:08.521	23.111	143.8	16:42.649
7	2:06.952	35.822	1:08.057	23.073	144.0	18:49.601
8	2:09.252	37.264	1:08.872	23.116	141.4	20:58.853
9	2:07.055	35.802	1:08.277	22.976	143.9	23:05.908
10	2:07.936	36.268	1:08.498	23.170	142.9	25:13.844
11	2:14.581 B	36.131	1:09.376	29.074	135.8	27:28.425
12	6:06.061	4:33.769	1:09.160	23.132	49.9	33:34.486
13	2:06.762	35.802	1:07.923	23.037	144.2	35:41.248
14	2:06.044	35.487	1:07.776	22.781	145.0	37:47.292
15	2:05.622	35.509	1:07.618	22.495	145.5	39:52.914
16	2:06.296	35.753	1:07.666	22.877	144.7	41:59.210
17	2:06.349	35.578	1:07.881	22.890	144.7	44:05.559
18	2:09.570	35.958	1:10.586	23.026	141.1	46:15.129

22 Stefano Cristin		ITA				
BIERRETI		HONDA				
1	2:09.073	36.145	1:09.699	23.229	141.6	2:09.073
2	2:08.545	35.663	1:09.568	23.314	142.2	4:17.618
3	2:53.791 B	55.128	1:24.298	34.365	105.2	7:11.409
4	5:14.186	3:38.169	1:13.001	23.016	58.2	12:25.594
5	2:07.723	36.154	1:08.737	22.832	143.1	14:33.317
6	2:06.514	35.531	1:07.982	23.001	144.5	16:39.831
7	2:06.473	35.471	1:08.422	22.580	144.5	18:46.304
8	2:06.962	35.566	1:08.271	23.125	144.0	20:53.266
9	2:13.730 B	35.628	1:10.120	27.982	136.7	23:06.996

23 Joan Uviña Martí		SPA				
GRUPO MACHADO-CAME		HONDA				
1	2:30.126	57.711	1:09.246	23.169	121.7	2:30.126
2	2:16.282 B	36.238	1:08.059	31.985	134.1	4:46.408
3	7:41.931	6:05.036	1:12.806	24.089	39.6	12:28.338
4	2:05.823	35.523	1:07.901	22.399	145.3	14:34.161
5	2:05.917	35.598	1:07.838	22.481	145.2	16:40.078
6	2:16.555 B	38.357	1:09.713	28.485	133.8	18:56.633
7	8:32.482	6:58.400	1:09.832	24.250	35.7	27:29.115
8	2:10.174	35.672	1:10.780	23.722	140.4	29:39.289
9	2:05.591	35.271	1:07.493	22.827	145.5	31:44.880
10	2:12.195 B	35.977	1:08.696	27.522	138.3	33:57.075
11	7:11.068	5:35.015	1:11.625	24.428	42.4	41:08.143
12	2:10.273	36.801	1:09.320	24.152	140.3	43:18.416
13	2:07.589	35.758	1:08.600	23.231	143.3	45:26.005
14	2:05.053	35.166	1:07.093	22.794	146.2	47:31.058

24 Matthieu Gregorio		FRA				
BLUMAQ HMA RACING		HONDA				
1	2:24.115	49.821	1:11.208	23.086	126.8	2:24.115
2	2:15.497 B	35.975	1:08.988	30.534	134.9	4:39.612
3	7:43.985	6:08.356	1:12.692	22.937	39.4	12:23.596
4	2:07.449	35.539	1:08.746	23.164	143.4	14:31.045
5	2:07.098	35.572	1:08.546	22.980	143.8	16:38.143
6	2:06.238	35.695	1:07.961	22.582	144.8	18:44.381
7	2:05.585	35.262	1:07.816	22.507	145.5	20:49.966
8	2:05.934	35.432	1:07.660	22.842	145.1	22:55.900
9	2:06.441	35.924	1:07.981	22.536	144.6	25:02.341
10	2:05.808	35.261	1:07.750	22.797	145.3	27:08.149
11	2:05.148	35.236	1:07.360	22.552	146.0	29:13.297
12	2:11.702 B	35.443	1:07.864	28.395	138.8	31:24.999
13	6:25.323	4:45.432	1:15.714	24.177	47.4	37:50.322
14	2:04.802	35.273	1:07.058	22.471	146.4	39:55.124
15	2:05.221	35.177	1:07.369	22.675	146.0	42:00.345
16	2:07.568	35.084	1:09.017	23.467	143.3	44:07.913
17	2:05.355	35.011	1:07.465	22.879	145.8	46:13.268

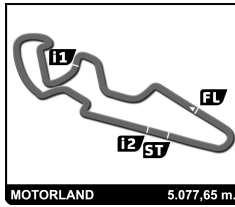
26 Miguel Parra Martínez		SPA				
BLUMAQ HMA RACING		HONDA				
1	2:27.206	51.523	1:12.670	23.013	124.2	2:27.206
2	2:15.366 B	35.693	1:08.051	31.622	135.0	4:42.572
3	7:46.849	6:07.673	1:14.374	24.802	39.2	12:29.420
4	2:05.424	35.891	1:07.077	22.456	145.7	14:34.844
5	2:14.233	35.269	1:15.990	22.974	136.2	16:49.077
6	2:05.225	35.543	1:07.344	22.338	146.0	18:54.302
7	2:04.967	34.991	1:07.353	22.623	146.3	20:59.269
8	2:08.452	37.077	1:08.606	22.769	142.3	23:07.721
9	2:05.780	35.148	1:07.840	22.792	145.3	25:13.501





MotorLand Aragón / 7-8 October 2017

LORNA



ETC FIM CEV REPSOL MOTORLAND ARAGÓN Qualifying practice 2

Analysis

Personal Best Session Best B Crossing the finish line in pit lane

Lap	Time	Sector 1	Sector 2	Sector 3	Kph	Elapsed
10	2:15.483 B	36.191	1:10.831	28.461	134.9	27:28.984
11	7:23.871	5:53.402	1:07.680	22.789	41.2	34:52.855
12	2:04.574	35.059	1:06.850	22.665	146.7	36:57.429
13	2:05.363	34.814	1:07.929	22.620	145.8	39:02.792
14	2:05.725	35.534	1:07.689	22.502	145.4	41:08.517
15	2:10.827	37.225	1:09.660	23.942	139.7	43:19.344
16	2:07.330	35.005	1:09.622	22.703	143.5	45:26.674
17	2:04.438	34.778	1:06.989	22.671	146.9	47:31.112

Lap	Time	Sector 1	Sector 2	Sector 3	Kph	Elapsed
7	2:11.074	37.289	1:10.196	23.589	139.4	25:16.572
8	2:12.239	37.020	1:11.019	24.200	138.2	27:28.811
9	2:11.488	36.816	1:10.927	23.745	139.0	29:40.299
10	2:10.010	36.409	1:09.833	23.768	140.6	31:50.309
11	2:09.887	36.222	1:09.857	23.808	140.7	34:00.196
12	2:11.313	37.017	1:10.488	23.808	139.2	36:11.509
13	2:14.724 B	36.974	1:10.670	27.080	135.7	38:26.233
14	3:55.005	2:19.913	1:11.212	23.880	77.8	42:21.238
15	2:10.914	36.657	1:10.565	23.692	139.6	44:32.152
16	2:10.391	36.748	1:09.999	23.644	140.2	46:42.543

27 Alejandro Díez Rodríguez SPA
TEAM HONDA IMPALA HONDA

1	2:21.339	49.540	1:09.132	22.667	129.3	2:21.339
2	2:16.164 B	36.354	1:08.472	31.338	134.2	4:37.503
3	7:50.447	6:15.215	1:12.189	23.043	38.9	12:27.949
4	2:06.488	35.639	1:08.104	22.745	144.5	14:34.437
5	2:06.379	35.418	1:08.424	22.537	144.6	16:40.816
6	2:05.004	35.112	1:07.515	22.377	146.2	18:45.820
7	2:05.226	34.965	1:07.573	22.688	146.0	20:51.046
8	2:04.729	34.982	1:07.271	22.476	146.5	22:55.775
9	2:05.253	35.383	1:07.381	22.489	145.9	25:01.028
10	2:11.690 B	35.323	1:08.760	27.607	138.8	27:12.718
11	6:14.604	4:42.459	1:09.188	22.957	48.8	33:27.322
12	2:05.550	35.045	1:07.811	22.694	145.6	35:32.872
13	2:06.437	34.985	1:07.560	23.892	144.6	37:39.309
14	2:05.468	34.748	1:07.943	22.777	145.7	39:44.777
15	2:07.344	35.562	1:08.941	22.841	143.5	41:52.121
16	2:06.205	35.258	1:08.139	22.808	144.8	43:58.326
17	2:04.729	34.807	1:07.264	22.658	146.5	46:03.055

36 Beatriz Neila Santos SPA
TEAM STRATOS HONDA

1	2:43.540	1:07.936	1:12.536	23.068	111.8	2:43.540
2	2:19.903 B	36.802	1:12.614	30.487	130.6	5:03.443
3	7:23.551	5:47.099	1:13.478	22.974	41.2	12:26.993
4	2:06.015	35.735	1:07.763	22.517	145.0	14:33.008
5	2:05.548	35.428	1:07.660	22.460	145.6	16:38.556
6	2:05.175	35.515	1:07.391	22.269	146.0	18:43.731
7	2:06.092	35.664	1:07.689	22.739	145.0	20:49.823
8	2:05.652	35.334	1:07.640	22.678	145.5	22:55.475
9	2:06.110	35.874	1:07.594	22.642	144.9	25:01.585
10	2:05.719	35.533	1:07.493	22.693	145.4	27:07.304
11	2:05.639	35.484	1:07.478	22.677	145.5	29:12.943
12	2:19.962 B	35.494	1:16.985	27.483	130.6	31:32.905
13	8:55.300	7:17.013	1:11.580	26.707	34.1	40:28.205
14	2:04.990	35.267	1:07.169	22.554	146.2	42:33.195
15	2:05.473	35.179	1:07.838	22.456	145.7	44:38.668
16	2:05.048	35.419	1:07.234	22.395	146.2	46:43.716

31 Aurel Nyul-Verlaque FRA
TEAM HONDA IMPALA HONDA

1	2:25.056	49.999	1:11.714	23.343	126.0	2:25.056
2	2:20.878 B	37.413	1:10.442	33.023	129.7	4:45.934
3	7:45.039	6:10.971	1:11.039	23.029	39.3	12:30.972
4	2:09.048	36.789	1:09.202	23.057	141.6	14:40.020
5	2:09.117	35.741	1:09.900	23.476	141.6	16:49.137
6	2:08.192	36.085	1:09.201	22.906	142.6	18:57.329
7	2:07.837	35.917	1:08.737	23.183	143.0	21:05.166
8	2:07.747	35.861	1:08.722	23.164	143.1	23:12.913
9	2:07.655	35.744	1:08.824	23.087	143.2	25:20.568
10	2:08.318	35.718	1:08.784	23.816	142.4	27:28.886
11	2:09.605	36.815	1:09.764	23.026	141.0	29:38.491
12	2:14.177 B	35.907	1:09.602	28.668	136.2	31:52.668
13	7:07.139	5:34.767	1:09.366	23.006	42.8	38:59.807
14	2:07.038	35.822	1:08.327	22.889	143.9	41:06.845
15	2:07.035	35.590	1:08.490	22.955	143.9	43:13.880
16	2:07.539	35.647	1:08.697	23.195	143.3	45:21.419
17	2:07.419	35.883	1:08.481	23.055	143.4	47:28.838

40 Jose Suárez Gómez SPA
REALE AVINTIA ACADEMY HONDA

1	2:20.287	41.812	1:14.609	23.866	130.3	2:20.287
2	2:21.396 B	37.328	1:11.433	32.635	129.3	4:41.683
3	7:50.192	6:13.180	1:13.418	23.594	38.9	12:31.874
4	2:11.601	37.438	1:10.261	23.902	138.9	14:43.475
5	2:23.021 B	39.589	1:10.911	32.521	127.8	17:06.496
6	7:41.210	6:03.963	1:13.633	23.614	39.6	24:47.706
7	2:13.252	38.028	1:11.489	23.735	137.2	27:00.958
8	2:18.590	37.049	1:17.911	23.630	131.9	29:19.548
9	3:38.135 B	1:00.615	1:48.218	49.302	83.8	32:57.683
10	6:17.857	4:43.140	1:11.337	23.380	48.4	39:15.540
11	2:10.927	37.130	1:10.336	23.461	139.6	41:26.467
12	2:10.527	36.825	1:10.321	23.381	140.0	43:36.994
13	2:09.855	36.677	1:09.569	23.609	140.8	45:46.849
14	2:10.277	36.619	1:10.219	23.439	140.3	47:57.126

33 Filip Rehacek CZE
IGAX TEAM HONDA

1	2:27.230 B	41.215	1:16.447	29.568	124.1	2:27.230
2	10:15.464	8:37.527	1:13.535	24.402	29.7	12:42.693
3	2:13.103	37.314	1:11.632	24.157	137.3	14:55.796
4	2:21.410 B	42.068	1:11.199	28.143	129.2	17:17.206
5	3:37.016	2:00.201	1:12.933	23.882	84.2	20:54.222
6	2:11.276	36.869	1:10.385	24.022	139.2	23:05.498

43 Simon Jespersen DEN
TEAM JESPERSEN HONDA

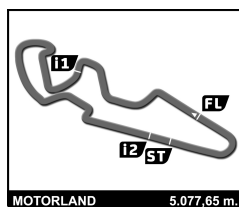
1	2:32.294	59.710	1:09.784	22.800	120.0	2:32.294
2	2:15.913 B	36.010	1:07.874	32.029	134.5	4:48.207
3	7:36.090	6:00.239	1:13.294	22.557	40.1	12:24.296
4	2:07.573	35.335	1:09.663	22.575	143.3	14:31.869
5	2:06.545	36.277	1:07.638	22.630	144.4	16:38.414
6	2:05.276	35.138	1:07.668	22.470	145.9	18:43.690
7	2:05.515	35.358	1:07.344	22.813	145.6	20:49.205
8	2:04.730	34.871	1:07.210	22.649	146.5	22:53.935





MotorLand Aragón / 7-8 October 2017

LORNA



ETC FIM CEV REPSOL MOTORLAND ARAGÓN Qualifying practice 2

Analysis

Personal Best Session Best Crossing the finish line in pit lane

Lap	Time	Sector 1	Sector 2	Sector 3	Kph	Elapsed	Lap	Time	Sector 1	Sector 2	Sector 3	Kph	Elapsed
9	2:10.093	35.098	1:08.841	26.154	140.5	25:04.028	15	2:04.419	35.212	1:06.727	22.480	146.9	41:36.138
10	2:09.281 B	35.037	1:07.260	26.984	141.4	27:13.309	16	2:04.206	34.671	1:06.800	22.735	147.2	43:40.344
11	7:30.007	5:58.628	1:08.367	23.012	40.6	34:43.316	17	2:15.355	34.658	1:18.037	22.660	135.0	45:55.699
12	2:05.788	35.472	1:07.460	22.856	145.3	36:49.104	18	2:04.545	34.830	1:06.967	22.748	146.8	48:00.244
13	2:05.408	35.237	1:07.417	22.754	145.7	38:54.512							
14	2:04.938	35.057	1:07.100	22.781	146.3	40:59.450							
15	2:05.933	35.155	1:07.838	22.940	145.1	43:05.383							
16	2:05.670	35.272	1:07.615	22.783	145.4	45:11.053							
17	2:06.396	35.414	1:08.231	22.751	144.6	47:17.449							

44 Adrián Fernández González							SPA
H43TEAM NOBBY							HONDA
1	2:31.234	56.849	1:09.985	24.400	120.9	2:31.234	
2	2:16.928 B	35.758	1:08.658	32.512	133.5	4:48.162	
3	7:40.381	6:03.495	1:12.960	23.926	39.7	12:28.542	
4	2:05.862	35.686	1:07.798	22.378	145.2	14:34.404	
5	2:05.038	35.368	1:07.414	22.256	146.2	16:39.442	
6	2:12.444	35.158	1:14.639	22.647	138.0	18:51.886	
7	2:12.922 B	38.336	1:07.307	27.279	137.5	21:04.808	
8	6:47.854	5:17.032	1:08.061	22.761	44.8	27:52.662	
9	2:05.522	35.285	1:07.527	22.710	145.6	29:58.184	
10	2:05.091	35.163	1:07.282	22.646	146.1	32:03.275	
11	2:05.951	35.660	1:07.664	22.627	145.1	34:09.226	
12	2:05.264	35.153	1:07.516	22.595	145.9	36:14.490	
13	2:05.584	35.200	1:07.838	22.546	145.5	38:20.074	
14	2:05.073	35.261	1:07.421	22.391	146.1	40:25.147	
15	2:05.639	35.495	1:07.709	22.435	145.5	42:30.786	
16	2:08.728	35.135	1:11.099	22.494	142.0	44:39.514	
17	2:04.131	34.987	1:07.005	22.139	147.2	46:43.645	

47 Ferran Hernández Moyano							SPA
GRUPO MACHADO-CAME							HONDA
1	2:36.035 B	52.704	1:12.551	30.780	117.1	2:36.035	
2	10:00.418 B	8:08.428	1:19.483	32.507	30.4	12:36.452	
3	15:02.719 B	...	1:22.801	32.312	20.2	27:39.171	
4	11:49.985	...	1:10.016	23.242	25.7	39:29.156	
5	2:06.978	35.778	1:08.145	23.055	143.9	41:36.134	
6	2:05.719	35.307	1:07.611	22.801	145.4	43:41.853	
7	2:13.245	36.309	1:13.537	23.399	137.2	45:55.098	
8	2:05.931	35.654	1:07.493	22.784	145.1	48:01.029	

50 Ondrej Vostatek							CZE
ETG RACING							HONDA
1	2:17.253	39.968	1:13.615	23.670	133.2	2:17.253	
2	2:21.304 B	35.282	1:15.555	30.467	129.3	4:38.557	
3	7:45.359	6:09.490	1:13.280	22.589	39.3	12:23.915	
4	2:06.727	35.276	1:08.718	22.733	144.2	14:30.642	
5	2:07.186	35.055	1:09.626	22.505	143.7	16:37.828	
6	2:04.029	34.712	1:06.682	22.635	147.4	18:41.857	
7	2:05.170	35.585	1:06.839	22.746	146.0	20:47.027	
8	2:04.272	34.876	1:06.785	22.611	147.1	22:51.299	
9	2:08.545	38.078	1:07.955	22.512	142.2	24:59.844	
10	2:05.336	35.339	1:07.252	22.745	145.8	27:05.180	
11	2:06.237	36.462	1:07.357	22.418	144.8	29:11.417	
12	2:06.275	36.400	1:07.327	22.548	144.7	31:17.692	
13	2:13.188 B	36.646	1:08.781	27.761	137.2	33:30.880	
14	6:00.839	4:31.091	1:07.251	22.497	50.7	39:31.719	

53 Petr Svoboda							CZE
BLUMAQ HMA RACING							HONDA
1	2:24.514	47.638	1:13.327	23.549	126.5	2:24.514	
2	2:22.329 B	37.801	1:10.320	34.208	128.4	4:46.843	
3	7:34.033	5:58.159	1:12.282	23.592	40.3	12:20.875	
4	2:10.362	36.848	1:10.139	23.375	140.2	14:31.237	
5	2:17.738 B	36.997	1:10.951	29.790	132.7	16:48.975	
6	7:13.425	5:37.534	1:12.523	23.368	42.2	24:02.400	
7	2:10.484	36.810	1:10.169	23.505	140.1	26:12.884	
8	2:08.348	36.013	1:09.065	23.270	142.4	28:21.232	
9	2:08.491	36.271	1:08.945	23.275	142.2	30:29.723	
10	2:08.082	35.962	1:08.858	23.262	142.7	32:37.805	
11	2:07.913	36.121	1:08.607	23.185	142.9	34:45.718	
12	2:07.440	35.728	1:08.746	22.966	143.4	36:53.158	
13	2:07.637	35.862	1:08.979	22.796	143.2	39:00.795	
14	2:07.494	35.762	1:08.790	22.942	143.4	41:08.289	
15	2:09.952	36.310	1:09.645	23.997	140.6	43:18.241	
16	2:07.149	35.732	1:08.344	23.073	143.7	45:25.390	
17	2:07.075	35.710	1:08.385	22.980	143.8	47:32.465	

55 Alex Toledo Romero							SPA
CUNA DE CAMPEONES							HONDA
1	2:17.189	39.990	1:13.464	23.735	133.2	2:17.189	
2	2:13.646 B	35.626	1:07.844	30.176	136.8	4:30.835	
3	7:52.297	6:17.070	1:12.434	22.793	38.7	12:23.131	
4	2:07.842	35.886	1:09.046	22.910	143.0	14:30.973	
5	2:36.468 B	35.025	1:22.416	39.027	116.8	17:07.441	
6	7:53.141	6:18.541	1:12.068	22.532	38.6	25:00.582	
7	2:05.014	34.998	1:07.385	22.631	146.2	27:05.596	
8	2:05.702	35.185	1:07.723	22.794	145.4	29:11.298	
9	2:06.601	36.187	1:07.634	22.780	144.4	31:17.899	
10	2:08.134	35.735	1:09.376	23.023	142.6	33:26.033	
11	2:07.005	34.987	1:09.042	22.976	143.9	35:33.038	
12	2:06.134	35.058	1:07.487	23.589	144.9	37:39.172	
13	2:05.732	35.020	1:07.980	22.732	145.4	39:44.904	
14	2:11.577 B	35.189	1:08.176	28.212	138.9	41:56.481	
15	3:14.809	1:43.624	1:08.417	22.768	93.8	45:11.290	
16	2:05.819	35.366	1:07.610	22.843	145.3	47:17.109	

57 Callum Blackwell							GBR
CJ RACING							HONDA
1	2:20.346	41.412	1:14.322	24.612	130.2	2:20.346	

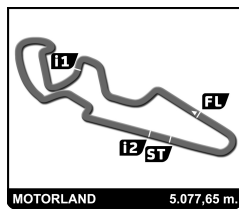
61 Iker Garcia Abella							SPA
REALE AVINTIA ACADEMY							HONDA
1	2:19.234	45.864	1:10.394	22.976	131.3	2:19.234	
2	2:17.517 B	35.658	1:10.776	31.083	132.9	4:36.751	
3	7:47.984	6:13.629	1:11.660	22.695	39.1	12:24.734	
4	2:06.716	35.682	1:08.444	22.590	144.2	14:31.450	
5	2:06.581	35.672	1:08.142	22.767	144.4	16:38.031	
6	2:05.613	35.245	1:07.740	22.628	145.5	18:43.644	
7	2:06.016	35.322	1:08.002	22.692	145.0	20:49.660	





MotorLand Aragón / 7-8 October 2017

DORNA



ETC FIM CEV REPSOL MOTORLAND ARAGÓN Qualifying practice 2

Analysis

■ Personal Best ■ Session Best B Crossing the finish line in pit lane

Lap	Time	Sector 1	Sector 2	Sector 3	Kph	Elapsed	Lap	Time	Sector 1	Sector 2	Sector 3	Kph	Elapsed
8	2:06.007	35.255	1:07.909	22.843	145.0	22:55.667	8	2:05.125	35.177	1:07.569	22.379	146.1	22:54.282
9	2:06.141	35.834	1:07.799	22.508	144.9	25:01.808	9	2:06.053	35.340	1:08.190	22.523	145.0	25:00.335
10	2:05.701	35.548	1:07.515	22.638	145.4	27:07.509	10	2:05.551	35.374	1:07.663	22.514	145.6	27:05.886
11	2:22.375B	35.771	1:14.732	31.872	128.4	29:29.884	11	2:05.458	35.106	1:07.811	22.541	145.7	29:11.344
12	10:54.842	9:19.280	1:09.634	25.928	27.9	40:24.726	12	2:06.780	36.349	1:07.873	22.558	144.2	31:18.124
13	2:06.528	35.798	1:08.221	22.509	144.5	42:31.254	13	2:16.215B	38.229	1:09.399	28.587	134.2	33:34.339
14	2:06.475	35.401	1:08.452	22.622	144.5	44:37.729	14	5:43.534B	4:04.685	1:11.929	26.920	53.2	39:17.873
15	2:05.906	36.150	1:07.216	22.540	145.2	46:43.635	15	3:13.191	1:41.283	1:09.158	22.750	94.6	42:31.064
							16	2:06.820	35.078	1:09.279	22.463	144.1	44:37.884
							17	2:05.020	35.251	1:07.598	22.171	146.2	46:42.904

64	Colin Velthuizen	NED				
	4HOLLAND RACING	HONDA				
1	2:27.214	52.540	1:11.261	23.413	124.2	2:27.214
2	2:17.730B	36.856	1:09.618	31.256	132.7	4:44.944
3	8:44.849	7:11.537	1:09.803	23.509	34.8	13:29.792
4	2:08.586	36.175	1:09.102	23.309	142.1	15:38.378
5	2:08.239	35.974	1:09.024	23.241	142.5	17:46.617
6	2:08.364	35.748	1:09.183	23.433	142.4	19:54.981
7	2:14.877B	37.298	1:09.785	27.794	135.5	22:09.858
8	7:14.661	5:41.996	1:09.365	23.300	42.0	29:24.519
9	2:09.167	36.204	1:09.610	23.353	141.5	31:33.686
10	2:07.892	35.935	1:08.752	23.205	142.9	33:41.578
11	2:07.611	35.682	1:08.648	23.281	143.2	35:49.189
12	2:08.018	35.871	1:08.929	23.218	142.8	37:57.207
13	2:08.252	35.804	1:09.313	23.135	142.5	40:05.459
14	2:07.048	35.459	1:08.473	23.116	143.9	42:12.507
15	2:07.678	35.562	1:09.036	23.080	143.2	44:20.185
16	2:07.611	35.624	1:08.674	23.313	143.2	46:27.796

70	Lukas Wendeborn	SWE				
	LUKASRACING	HONDA				
1	2:14.389	40.282	1:10.768	23.339	136.0	2:14.389
2	2:18.237B	36.438	1:09.736	32.063	132.2	4:32.626
3	8:04.394B	6:17.142	1:17.902	29.350	37.7	12:37.019
4	3:16.655	1:43.361	1:09.876	23.418	92.9	15:53.674
5	2:08.983	36.290	1:09.343	23.350	141.7	18:02.657
6	2:09.464	36.446	1:09.394	23.624	141.2	20:12.121
7	2:30.119	37.169	1:28.634	24.316	121.8	22:42.240
8	2:22.551	36.850	1:22.555	23.146	128.2	25:04.791
9	2:08.660	36.337	1:08.962	23.361	142.1	27:13.451
10	2:08.770	36.383	1:09.116	23.271	141.9	29:22.221
11	2:14.088B	36.147	1:10.035	27.906	136.3	31:36.309
12	5:19.658	3:46.758	1:09.461	23.439	57.2	36:55.967
13	2:09.289	36.079	1:10.175	23.035	141.4	39:05.256
14	2:08.297	35.931	1:09.042	23.324	142.5	41:13.553
15	2:08.420	36.145	1:09.034	23.241	142.3	43:21.973
16	2:08.491	36.153	1:08.982	23.356	142.2	45:30.464
17	2:08.629	35.968	1:09.220	23.441	142.1	47:39.093

74	Daijiro Sako	JPN				
	BLUMAQ HMA RACING	HONDA				
1	2:23.823	49.506	1:11.395	22.922	127.1	2:23.823
2	2:15.517B	35.924	1:09.033	30.560	134.9	4:39.340
3	7:44.921	6:08.437	1:13.649	22.835	39.3	12:24.260
4	2:07.250	35.966	1:08.541	22.743	143.6	14:31.510
5	2:06.244	35.384	1:08.155	22.705	144.8	16:37.754
6	2:05.692	35.302	1:07.809	22.581	145.4	18:43.446
7	2:05.711	35.295	1:07.791	22.625	145.4	20:49.157

75	Joaquim Gali Andrade	AND				
	JG ROAD RACING	HONDA				
1	4:14.946	2:31.592	1:16.341	27.013	71.7	4:14.946
2	3:03.517B	57.298	1:27.946	38.273	99.6	7:18.463
3	6:51.847	5:12.221	1:14.798	24.828	44.4	14:10.309
4	2:18.966	38.989	1:14.532	25.445	131.5	16:29.275
5	2:35.292	39.111	1:31.255	24.926	117.7	19:04.567
6	2:19.920	40.384	1:14.635	24.901	130.6	21:24.487
7	2:18.149	38.923	1:14.424	24.802	132.3	23:42.636
8	2:17.848	38.560	1:14.179	25.109	132.6	26:00.484
9	2:16.705	38.381	1:13.214	25.110	133.7	28:17.189
10	2:16.410	38.515	1:13.340	24.555	134.0	30:33.599
11	2:16.371	38.418	1:13.177	24.776	134.0	32:49.970
12	2:15.944	38.092	1:13.115	24.737	134.4	35:05.914
13	2:16.192	38.189	1:13.484	24.519	134.2	37:22.106
14	2:27.221	48.809	1:14.135	24.277	124.1	39:49.327
15	2:31.930B	38.022	1:17.679	36.229	120.3	42:21.257
16	2:35.093	56.816	1:13.656	24.621	117.8	44:56.350
17	2:16.542	38.156	1:13.840	24.546	133.9	47:12.892

77	Andreas Pérez Manresa	SPA				
	REALE AVINTIA ACADEMY	HONDA				
1	2:56.877	1:24.512	1:09.279	23.086	103.3	2:56.877
2	2:20.347B	36.187	1:09.426	34.734	130.2	5:17.224
3	7:30.591	5:58.832	1:08.556	23.203	40.6	12:47.814
4	2:05.884	35.283	1:07.609	22.992	145.2	14:53.698
5	2:05.142	35.092	1:07.217	22.833	146.1	16:58.840
6	2:04.834	35.038	1:06.988	22.808	146.4	19:03.674
7	2:14.652B	35.103	1:08.228	31.321	135.7	21:18.326
8	5:20.515	3:48.490	1:08.851	23.174	57.0	26:38.841
9	2:05.191	35.124	1:07.231	22.836	146.0	28:44.032
10	2:05.121	35.024	1:07.124	22.973	146.1	30:49.153
11	2:16.648B	36.286	1:08.418	31.944	133.8	33:05.801
12	7:22.246	5:44.899	1:10.791	26.556	41.3	40:28.047
13	2:04.296	34.992	1:06.809	22.495	147.0	42:32.343
14	2:05.308	34.973	1:07.662	22.673	145.9	44:37.651
15	2:04.283	34.773	1:06.743	22.767	147.1	46:41.934

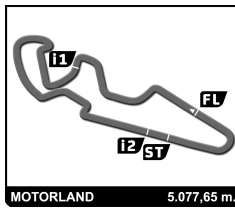
80	Víctor Alonso Rodilla	SPA				
	42MOTORSPORT	HONDA				
1	2:24.751	51.709	1:10.201	22.841	126.3	2:24.751
2	2:19.366B	37.191	1:08.937	33.238	131.1	4:44.117
3	7:43.914	6:08.757	1:12.376	22.781	39.4	12:28.030
4	2:07.383	36.160	1:08.679	22.544	143.5	14:35.413
5	2:07.577	35.342	1:08.990	23.245	143.3	16:42.990
6	2:06.743	35.743	1:08.245	22.755	144.2	18:49.733





MotorLand Aragón / 7-8 October 2017

DORNA



ETC FIM CEV REPSOL MOTORLAND ARAGÓN Qualifying practice 2

Analysis

■ Personal Best ■ Session Best B Crossing the finish line in pit lane

Lap	Time	Sector 1	Sector 2	Sector 3	Kph	Elapsed	Lap	Time	Sector 1	Sector 2	Sector 3	Kph	Elapsed
7	2:08.294	36.211	1:09.009	23.074	142.5	20:58.027							
8	2:13.285B	35.675	1:08.600	29.010	137.1	23:11.312							
9	8:12.749	6:40.764	1:09.067	22.918	37.1	31:24.061							
10	2:06.881	35.740	1:08.326	22.815	144.0	33:30.942							
11	2:07.007	35.740	1:08.366	22.901	143.9	35:37.949							
12	2:06.844	35.625	1:08.387	22.832	144.1	37:44.793							
13	2:06.248	35.643	1:07.923	22.682	144.8	39:51.041							
14	2:08.082	36.418	1:08.755	22.909	142.7	41:59.123							
15	2:06.557	35.867	1:08.118	22.572	144.4	44:05.680							
16	2:06.365	35.351	1:08.027	22.987	144.6	46:12.045							

81 Angel Heredia Martinez		SPA					
TEAM STRATOS		HONDA					
1	2:11.101	36.973	1:10.743	23.385	139.4	2:11.101	
2	2:08.772	36.171	1:09.537	23.064	141.9	4:19.873	
3	2:49.672B	52.326	1:24.442	32.904	107.7	7:09.545	
4	5:19.373	3:43.688	1:12.575	23.110	57.2	12:28.917	
5	2:07.351	36.266	1:08.400	22.685	143.5	14:36.268	
6	2:09.826	37.348	1:09.449	23.029	140.8	16:46.094	
7	2:07.963	36.094	1:08.972	22.897	142.8	18:54.057	
8	2:07.439	35.723	1:08.514	23.202	143.4	21:01.496	
9	2:16.161B	36.895	1:11.312	27.954	134.2	23:17.657	
10	7:55.218	6:18.891	1:12.476	23.851	38.5	31:12.875	
11	2:13.497	38.551	1:11.429	23.517	136.9	33:26.372	
12	2:07.287	35.709	1:08.708	22.870	143.6	35:33.659	
13	2:11.749	36.840	1:11.887	23.022	138.7	37:45.408	
14	2:06.813	35.743	1:08.248	22.822	144.1	39:52.221	
15	2:08.391	37.306	1:08.585	22.500	142.4	42:00.612	
16	2:06.327	35.370	1:08.090	22.867	144.7	44:06.939	
17	2:06.572	35.890	1:08.002	22.680	144.4	46:13.511	

83 Meikon Kawakami		BRA					
PLAYSTATION LAGLISSE ACADEMY		HONDA					
1	2:36.403	1:04.512	1:08.991	22.900	116.9	2:36.403	
2	2:16.120B	35.925	1:10.245	29.950	134.3	4:52.523	
3	8:28.114	6:56.670	1:08.551	22.893	36.0	13:20.636	
4	2:06.254	35.821	1:07.719	22.714	144.8	15:26.890	
5	2:05.613	35.407	1:07.549	22.657	145.5	17:32.503	
6	2:05.424	35.285	1:07.469	22.670	145.7	19:37.927	
7	2:05.579	35.349	1:07.388	22.842	145.5	21:43.506	
8	2:10.060B	35.330	1:07.608	27.122	140.5	23:53.566	
9	7:56.638	6:23.934	1:09.743	22.961	38.3	31:50.204	
10	2:04.886	35.103	1:07.276	22.507	146.4	33:55.090	
11	2:04.382	34.825	1:06.938	22.619	146.9	35:59.472	
12	2:14.209	36.926	1:10.791	26.492	136.2	38:13.681	
13	2:17.447	36.376	1:15.211	25.860	133.0	40:31.128	
14	2:03.729	34.776	1:06.696	22.257	147.7	42:34.857	
15	2:03.647	34.648	1:06.835	22.164	147.8	44:38.504	
16	2:06.443	37.111	1:06.961	22.371	144.5	46:44.947	

