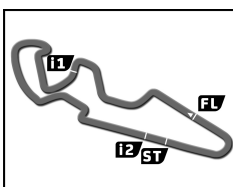




MotorLand Aragón / 7-8 October 2017

SORNA rfm



MOTORLAND 5.077,65 m.

ETC FIM CEV REPSOL MOTORLAND ARAGÓN Qualifying practice 1

Classification

Nr.	Rider	Nat	Team	Bike	Tyres	Time	Lap	Total	Gap	Kph
1	18 Manuel González Simón	SPA	HALCOURIER RACING	HONDA	DUNLOP	2:03.474	14	15	-	148.0
2	77 Andreas Pérez Manresa	SPA	REALE AVINTIA ACADEMY	HONDA	DUNLOP	2:03.820	14	14	+0.346	147.6
3	9 Francisco Gómez Requena	SPA	TEAM LARRESPORT	HONDA	DUNLOP	2:03.856	9	12	+0.382	147.6
4	23 Joan Uviña Martí	SPA	GRUPO MACHADO-CAME	HONDA	DUNLOP	2:04.220	11	12	+0.746	147.1
5	50 Ondrej Vostatek	CZE	ETG RACING	HONDA	DUNLOP	2:04.289	14	19	+0.815	147.1
6	83 Meikon Kawakami	BRA	PLAYSTATION LAGLISSE ACADEMY	HONDA	DUNLOP	2:04.397	6	17	+0.923	146.9
7	26 Miguel Parra Martínez	SPA	BLUMAQ HMA RACING	HONDA	DUNLOP	2:04.413	12	15	+0.939	146.9
8	43 Simon Jespersen	DEN	TEAM JESPERSEN	HONDA	DUNLOP	2:04.523	15	17	+1.049	146.8
9	44 Adrián Fernández González	SPA	H43TEAM NOBBY	HONDA	DUNLOP	2:04.559	16	16	+1.085	146.7
10	16 Jamie Davis	GBR	FAU55 RACING	HONDA	DUNLOP	2:04.624	7	17	+1.150	146.7
11	27 Alejandro Díez Rodríguez	SPA	TEAM HONDA IMPALA	HONDA	DUNLOP	2:04.687	5	15	+1.213	146.6
12	12 Peetu Paavilainen	FIN	H43TEAM NOBBY	HONDA	DUNLOP	2:04.834	15	17	+1.360	146.4
13	74 Daijro Sako	JPN	BLUMAQ HMA RACING	HONDA	DUNLOP	2:04.993	17	17	+1.519	146.2
14	61 Iker García Abella	SPA	REALE AVINTIA ACADEMY	HONDA	DUNLOP	2:05.047	5	16	+1.573	146.2
15	24 Matthieu Gregorio	FRA	BLUMAQ HMA RACING	HONDA	DUNLOP	2:05.065	8	17	+1.591	146.1
16	36 Beatriz Neila Santos	SPA	TEAM STRATOS	HONDA	DUNLOP	2:05.130	16	16	+1.656	146.1
17	55 Alex Toledo Romero	SPA	CUNA DE CAMPEONES	HONDA	DUNLOP	2:05.216	4	16	+1.742	146.0
18	21 Vincent Falcone	FRA	TFC RACING	HONDA	DUNLOP	2:05.534	17	17	+2.060	145.6
19	15 Luis Verdugo De La Torre	SPA	TEAM STRATOS	HONDA	DUNLOP	2:06.087	6	17	+2.613	145.0
20	22 Stefano Cristin	ITA	BIERRETI	HONDA	DUNLOP	2:06.108	11	16	+2.634	144.9
21	80 Víctor Alonso Rodilla	SPA	42MOTORSPORT	HONDA	DUNLOP	2:06.187	16	16	+2.713	144.8
22	31 Aurel Nyul-Verlaque	FRA	TEAM HONDA IMPALA	HONDA	DUNLOP	2:06.276	7	11	+2.802	144.7
23	53 Petr Svoboda	CZE	BLUMAQ HMA RACING	HONDA	DUNLOP	2:06.791	11	14	+3.317	144.2
24	70 Lukas Wendeborn	SWE	LUKASRACING	HONDA	DUNLOP	2:06.977	9	14	+3.503	143.9
25	64 Colin Velthuisen	NED	4HOLLAND RACING	HONDA	DUNLOP	2:07.297	14	14	+3.823	143.6
26	81 Angel Heredia Martínez	SPA	TEAM STRATOS	HONDA	DUNLOP	2:07.422	15	16	+3.948	143.4
27	8 Iker Vera Barrallo	SPA	HALCOURIER MS RACING	HONDA	DUNLOP	2:07.610	13	17	+4.136	143.2
28	2 Jack Hart	GBR	HART RACING	HONDA	DUNLOP	2:08.487	8	17	+5.013	142.2
29	40 Jose Suárez Gómez	SPA	REALE AVINTIA ACADEMY	HONDA	DUNLOP	2:09.250	6	16	+5.776	141.4
30	33 Filip Rehacek	CZE	IGAX TEAM	HONDA	DUNLOP	2:09.326	16	16	+5.852	141.3
31	57 Callum Blackwell	GBR	CJ RACING	HONDA	DUNLOP	2:11.730	5	17	+8.256	138.7
Max. qual. time: 2:15.821										
75	Joaquim Gali Andrade	AND	JG ROAD RACING	HONDA	DUNLOP	2:16.184	15	15		134.2
47	Ferran Hernández Moyano	SPA	GRUPO MACHADO-CAME	HONDA	DUNLOP			8		

Fastest Lap	Lap 14	Manuel González Simón	2:03.474	148.0 Kph
--------------------	--------	-----------------------	----------	-----------

Qualifying Time: 2:15.821

Published at:

Track Status: **DRY**

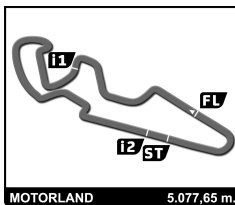
Race Director:	Timekeeper:
----------------	-------------





MotorLand Aragón / 7-8 October 2017

DORNA rfm



ETC FIM CEV REPSOL MOTORLAND ARAGÓN Qualifying practice 1

Best Sector Times

SECTOR 1			SECTOR 2		SECTOR 3				
Pos	Rider	Time	Rider	Time	Rider	Time	Pos	Rider	Ideal Lap Best Lap
1	9 F.Gómez Requena	34.651	18 M.González Simón	1:06.301	83 M.Kawakami	22.190	1	18 M.González Simón	2:03.414 2:03.474 (1)
2	18 M.González Simón	34.715	77 A.Pérez Manresa	1:06.470	44 A.Fernández González	22.201	2	9 F.Gómez Requena	2:03.764 2:03.856 (3)
3	50 O.Vostatek	34.725	9 F.Gómez Requena	1:06.510	74 D.Sako	22.257	3	77 A.Pérez Manresa	2:03.820 2:03.820 (2)
4	77 A.Pérez Manresa	34.767	50 O.Vostatek	1:06.543	16 J.Davis	22.338	4	50 O.Vostatek	2:03.851 2:04.289 (5)
5	55 A.Toledo Romero	34.836	23 J.Uviña Martí	1:06.642	26 M.Parra Martínez	22.362	5	23 J.Uviña Martí	2:03.957 2:04.220 (4)
6	27 A.Díez Rodríguez	34.864	26 M.Parra Martínez	1:06.768	23 J.Uviña Martí	22.362	6	26 M.Parra Martínez	2:04.005 2:04.413 (7)
7	26 M.Parra Martínez	34.875	43 S.Jespersen	1:06.925	36 B.Neila Santos	22.377	7	83 M.Kawakami	2:04.208 2:04.397 (6)
8	43 S.Jespersen	34.916	83 M.Kawakami	1:06.965	18 M.González Simón	22.398	8	44 A.Fernández González	2:04.276 2:04.559 (9)
9	23 J.Uviña Martí	34.953	12 P.Paavilainen	1:06.981	21 V.Falcone	22.419	9	43 S.Jespersen	2:04.416 2:04.523 (8)
10	16 J.Davis	34.982	44 A.Fernández González	1:07.028	12 P.Paavilainen	22.447	10	12 P.Paavilainen	2:04.451 2:04.834 (12)
11	12 P.Paavilainen	35.023	27 A.Díez Rodríguez	1:07.061	24 M.Gregorio	22.536	11	16 J.Davis	2:04.480 2:04.624 (10)
12	44 A.Fernández González	35.047	24 M.Gregorio	1:07.113	61 I.García Abella	22.539	12	27 A.Díez Rodríguez	2:04.493 2:04.687 (11)
13	83 M.Kawakami	35.053	36 B.Neila Santos	1:07.126	27 A.Díez Rodríguez	22.568	13	74 D.Sako	2:04.618 2:04.993 (13)
14	61 I.García Abella	35.186	74 D.Sako	1:07.128	43 S.Jespersen	22.575	14	36 B.Neila Santos	2:04.744 2:05.130 (16)
15	74 D.Sako	35.233	16 J.Davis	1:07.160	31 A.Nyul-Verlaque	22.575	15	55 A.Toledo Romero	2:04.952 2:05.216 (17)
16	36 B.Neila Santos	35.241	61 I.García Abella	1:07.259	77 A.Pérez Manresa	22.583	16	24 M.Gregorio	2:04.980 2:05.065 (15)
17	15 L.Verdugo De La Torre	35.310	21 V.Falcone	1:07.453	50 O.Vostatek	22.583	17	61 I.García Abella	2:04.984 2:05.047 (14)
18	24 M.Gregorio	35.331	55 A.Toledo Romero	1:07.515	80 V.Alonso Rodilla	22.593	18	21 V.Falcone	2:05.419 2:05.534 (18)
19	31 A.Nyul-Verlaque	35.480	22 S.Cristin	1:07.762	55 A.Toledo Romero	22.601	19	15 L.Verdugo De La Torre	2:05.842 2:06.087 (19)
20	80 V.Alonso Rodilla	35.481	15 L.Verdugo De La Torre	1:07.820	9 F.Gómez Requena	22.603	20	80 V.Alonso Rodilla	2:05.914 2:06.187 (21)
21	21 V.Falcone	35.547	80 V.Alonso Rodilla	1:07.840	70 L.Wendeborn	22.677	21	22 S.Cristin	2:06.058 2:06.108 (20)
22	22 S.Cristin	35.587	53 P.Svoboda	1:08.143	2 J.Hart	22.701	22	31 A.Nyul-Verlaque	2:06.227 2:06.276 (22)
23	53 P.Svoboda	35.662	31 A.Nyul-Verlaque	1:08.172	22 S.Cristin	22.709	23	53 P.Svoboda	2:06.647 2:06.791 (23)
24	70 L.Wendeborn	35.684	64 C.Velthuisen	1:08.179	15 L.Verdugo De La Torre	22.712	24	70 L.Wendeborn	2:06.746 2:06.977 (24)
25	81 A.Heredia Martínez	35.764	70 L.Wendeborn	1:08.385	81 A.Heredia Martínez	22.793	25	81 A.Heredia Martínez	2:07.173 2:07.422 (26)
26	8 I.Vera Barrallo	35.904	81 A.Heredia Martínez	1:08.616	53 P.Svoboda	22.842	26	64 C.Velthuisen	2:07.297 2:07.297 (25)
27	47 F.Hernández Moyano	35.914	8 I.Vera Barrallo	1:08.668	47 F.Hernández Moyano	22.897	27	8 I.Vera Barrallo	2:07.535 2:07.610 (27)
28	64 C.Velthuisen	36.138	47 F.Hernández Moyano	1:08.999	8 I.Vera Barrallo	22.963	28	47 F.Hernández Moyano	2:07.810
29	2 J.Hart	36.157	2 J.Hart	1:09.332	64 C.Velthuisen	22.980	29	2 J.Hart	2:08.190 2:08.487 (28)
30	33 F.Rehacek	36.233	33 F.Rehacek	1:09.453	40 J.Suárez Gómez	23.063	30	40 J.Suárez Gómez	2:08.959 2:09.250 (29)
31	40 J.Suárez Gómez	36.356	40 J.Suárez Gómez	1:09.540	33 F.Rehacek	23.367	31	33 F.Rehacek	2:09.053 2:09.326 (30)
32	57 C.Blackwell	36.946	57 C.Blackwell	1:10.607	57 C.Blackwell	23.568	32	57 C.Blackwell	2:11.121 2:11.730 (31)
33	75 J.Gali Andrade	38.241	75 J.Gali Andrade	1:13.609	75 J.Gali Andrade	24.258	33	75 J.Gali Andrade	2:16.108 2:16.184 (32)





Moto3 JUNIOR
WORLD CHAMPIONSHIP

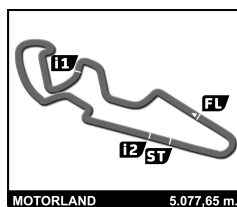
Moto2
EUROPEAN CHAMPIONSHIP

EUROPEAN
Talent CUP

EUROPEAN
KAWASAKI Z CUP

MotorLand Aragón / 7-8 October 2017

DORNA



ETC

FIM CEV REPSOL MOTORLAND ARAGÓN

After Qualifying practice 1

Event maximum speed

Rider	Team	Bike	Class	T. Speed	Lap	Session
44 Adrián Fernández González	H43TEAM NOBBY	HONDA		222.2	2	Qualifying practice 1
74 Daijiro Sako	BLUFAQ HMA RACING	HONDA		222.2	12	Qualifying practice 1
18 Manuel González Simón	HALCOURIER RACING	HONDA		221.3	12	Qualifying practice 1
12 Peetu Paavilainen	H43TEAM NOBBY	HONDA		220.9	15	Qualifying practice 1
61 Iker García Abella	REALE AVINTIA ACADEMY	HONDA		220.9	16	Qualifying practice 1
36 Beatriz Neila Santos	TEAM STRATOS	HONDA		220.4	3	Qualifying practice 1
83 Meikon Kawakami	PLAYSTATION LAGLISSE ACADEMY	HONDA		219.5	6	Qualifying practice 1
70 Lukas Wendeborn	LUKASRACING	HONDA		218.6	2	Qualifying practice 1
21 Vincent Falcone	TFC RACING	HONDA		218.2	16	Qualifying practice 1
23 Joan Uviña Martí	GRUPO MACHADO-CAME	HONDA		218.2	4	Qualifying practice 1
50 Ondrej Vostatek	ETG RACING	HONDA		218.2	17	Qualifying practice 1
80 Víctor Alonso Rodilla	42MOTORSPORT	HONDA		218.2	13	Qualifying practice 1
81 Angel Heredia Martínez	TEAM STRATOS	HONDA		218.2	3	Qualifying practice 1
22 Stefano Cristin	BIERRETI	HONDA		217.7	11	Qualifying practice 1
26 Miguel Parra Martínez	BLUFAQ HMA RACING	HONDA		217.3	6	Qualifying practice 1
27 Alejandro Díez Rodríguez	TEAM HONDA IMPALA	HONDA		217.3	6	Qualifying practice 1
43 Simon Jespersen	TEAM JESPERSEN	HONDA		216.9	6	Qualifying practice 1
16 Jamie Davis	FAU55 RACING	HONDA		216.4	17	Qualifying practice 1
31 Aurel Nyul-Verlaque	TEAM HONDA IMPALA	HONDA		216.4	6	Qualifying practice 1
55 Alex Toledo Romero	CUNA DE CAMPEONES	HONDA		216.4	6	Qualifying practice 1
9 Francisco Gómez Requena	TEAM LARRESPORT	HONDA		216.4	1	Qualifying practice 1
2 Jack Hart	HART RACING	HONDA		216.0	5	Qualifying practice 1
33 Filip Rehacek	IGAX TEAM	HONDA		215.1	2	Qualifying practice 1
64 Colin Velthuisen	4HOLLAND RACING	HONDA		215.1	2	Qualifying practice 1
24 Matthieu Gregorio	BLUFAQ HMA RACING	HONDA		214.7	14	Qualifying practice 1
53 Petr Svoboda	BLUFAQ HMA RACING	HONDA		214.7	10	Qualifying practice 1
15 Luis Verdugo De La Torre	TEAM STRATOS	HONDA		213.9	4	Qualifying practice 1
77 Andreas Pérez Manresa	REALE AVINTIA ACADEMY	HONDA		213.0	7	Qualifying practice 1
40 Jose Suárez Gómez	REALE AVINTIA ACADEMY	HONDA		212.6	10	Qualifying practice 1
47 Ferran Hernández Moyano	GRUPO MACHADO-CAME	HONDA		212.2	8	Qualifying practice 1
8 Iker Vera Barrallo	HALCOURIER MS RACING	HONDA		212.2	1	Qualifying practice 1
57 Callum Blackwell	CJ RACING	HONDA		209.3	13	Qualifying practice 1
75 Joaquim Gali Andrade	JG ROAD RACING	HONDA		206.5	7	Qualifying practice 1

Moto3 JUNIOR
WORLD CHAMPIONSHIP

Moto2
EUROPEAN CHAMPIONSHIP

EUROPEAN
Talent CUP

EUROPEAN
KAWASAKI Z CUP



Moto3 JUNIOR
WORLD CHAMPIONSHIP

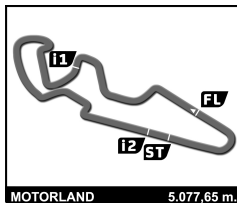
Moto2
EUROPEAN CHAMPIONSHIP

EUROPEAN
Talent CUP

EUROPEAN
KAWASAKI Z CUP

MotorLand Aragón / 7-8 October 2017

DORNA



ETC

FIM CEV REPSOL MOTORLAND ARAGÓN

Qualifying practice 1

Fastest Lap Sequence

Practice Time	Rider	Team	Bike	Class	Time	Kph	Lap
4:14.808	50 Ondrej Vostatek	ETG RACING	HONDA		2:05.620	145.5	2
4:42.355	18 Manuel González Simón	HALCOURIER RACING	HONDA		2:05.196	146.0	2
6:29.624	9 Francisco Gómez Requena	TEAM LARRESPORT	HONDA		2:04.530	146.8	3
8:40.162	26 Miguel Parra Martínez	BLUMAQ HMA RACING	HONDA		2:04.529	146.8	4
8:53.798	18 Manuel González Simón	HALCOURIER RACING	HONDA		2:04.159	147.2	4
10:38.249	9 Francisco Gómez Requena	TEAM LARRESPORT	HONDA		2:04.114	147.3	5
33:07.254	9 Francisco Gómez Requena	TEAM LARRESPORT	HONDA		2:03.856	147.6	9
34:01.184	18 Manuel González Simón	HALCOURIER RACING	HONDA		2:03.824	147.6	12
38:12.377	18 Manuel González Simón	HALCOURIER RACING	HONDA		2:03.474	148.0	14

Moto3 JUNIOR
WORLD CHAMPIONSHIP

Moto2
EUROPEAN CHAMPIONSHIP

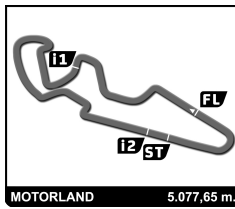
EUROPEAN
Talent CUP

EUROPEAN
KAWASAKI Z CUP



MotorLand Aragón / 7-8 October 2017

DORNA



ETC FIM CEV REPSOL MOTORLAND ARAGÓN Qualifying practice 1

Analysis

■ Personal Best ■ Session Best ■ Crossing the finish line in pit lane

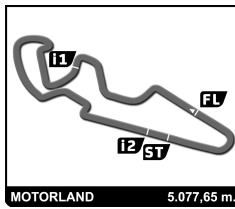
Lap	Time	Sector 1	Sector 2	Sector 3	Kph	Elapsed	Lap	Time	Sector 1	Sector 2	Sector 3	Kph	Elapsed		
2	Jack Hart						GBR	12	Peetu Paavilainen						FIN
	HART RACING						HONDA		H43TEAM NOBBY						HONDA
1	2:35.532	56.386	1:15.700	23.446	117.5	2:35.532	1	2:28.846	54.781	1:10.953	23.112	122.8	2:28.846		
2	2:10.817	36.783	1:10.807	23.227	139.7	4:46.349	2	2:07.100	35.870	1:08.428	22.802	143.8	4:35.946		
3	2:09.684	36.779	1:10.044	22.861	140.9	6:56.033	3	2:05.864	35.496	1:07.803	22.565	145.2	6:41.810		
4	2:09.884	37.203	1:09.528	23.153	140.7	9:05.917	4	2:06.746	35.690	1:08.407	22.649	144.2	8:48.556		
5	2:09.040	36.327	1:09.911	22.802	141.6	11:14.957	5	2:04.692	35.120	1:06.981	22.591	146.6	10:53.248		
6	2:10.299	36.971	1:10.502	22.826	140.3	13:25.256	6	2:04.920	35.282	1:07.064	22.574	146.3	12:58.168		
7	2:08.494	36.198	1:09.332	22.964	142.2	15:33.750	7	2:05.463	35.293	1:07.401	22.769	145.7	15:03.631		
8	2:08.487	36.344	1:09.442	22.701	142.2	17:42.237	8	2:05.081	35.300	1:07.005	22.776	146.1	17:08.712		
9	2:09.050	36.157	1:09.824	23.069	141.6	19:51.287	9	2:05.456	35.251	1:07.461	22.744	145.7	19:14.168		
10	2:20.459 B	37.024	1:10.879	32.556	130.1	22:11.746	10	2:15.420 B	36.307	1:09.462	29.651	135.0	21:29.588		
11	4:55.450	3:21.075	1:11.176	23.199	61.9	27:07.196	11	6:29.122	4:57.359	1:08.897	22.866	47.0	27:58.710		
12	2:09.055	36.449	1:09.533	23.073	141.6	29:16.251	12	2:05.310	35.271	1:07.592	22.447	145.9	30:04.020		
13	2:22.063	45.329	1:13.789	22.945	128.7	31:38.314	13	2:06.222	35.268	1:08.210	22.744	144.8	32:10.242		
14	2:11.109	37.154	1:11.018	22.937	139.4	33:49.423	14	2:09.798	35.886	1:11.189	22.723	140.8	34:20.040		
15	2:11.141	36.380	1:11.866	22.895	139.4	36:00.564	15	2:04.834	35.023	1:07.221	22.590	146.4	36:24.874		
16	2:18.635	36.375	1:19.279	22.981	131.8	38:19.199	16	2:05.876	35.149	1:07.910	22.817	145.2	38:30.750		
17	2:09.012	36.385	1:09.863	22.764	141.7	40:28.211	17	2:05.027	35.244	1:07.206	22.577	146.2	40:35.777		
8	Iker Vera Barrallo						SPA	15	Luis Verdugo De La Torre						SPA
	HALCOURIER MS RACING						HONDA		TEAM STRATOS						HONDA
1	2:38.354	1:01.344	1:13.567	23.443	115.4	2:38.354	1	2:42.963	1:09.164	1:10.585	23.214	112.2	2:42.963		
2	2:11.109	37.214	1:10.584	23.311	139.4	4:49.463	2	2:07.108	35.760	1:08.636	22.712	143.8	4:50.071		
3	2:10.028	36.498	1:09.862	23.668	140.6	6:59.491	3	2:08.671	36.058	1:09.784	22.829	142.0	6:58.742		
4	2:08.210	35.904	1:09.254	23.052	142.6	9:07.701	4	2:07.302	35.457	1:09.069	22.776	143.6	9:06.044		
5	2:13.020	39.075	1:10.210	23.735	137.4	11:20.721	5	2:06.407	35.578	1:07.965	22.864	144.6	11:12.451		
6	2:08.462	36.051	1:09.128	23.283	142.3	13:29.183	6	2:06.087	35.462	1:07.820	22.805	145.0	13:18.538		
7	2:07.741	35.906	1:08.684	23.151	143.1	15:36.924	7	2:06.248	35.310	1:07.956	22.982	144.8	15:24.786		
8	2:17.930	35.932	1:18.455	23.543	132.5	17:54.854	8	2:06.102	35.455	1:07.837	22.810	144.9	17:30.888		
9	2:15.742 B	35.945	1:10.159	29.638	134.6	20:10.596	9	2:06.474	35.324	1:08.022	23.128	144.5	19:37.362		
10	6:23.240	4:49.552	1:10.452	23.236	47.7	26:33.836	10	2:15.336 B	36.821	1:10.179	28.336	135.1	21:52.698		
11	2:08.677	36.056	1:09.500	23.121	142.0	28:42.513	11	6:10.691	4:35.856	1:11.412	23.423	49.3	28:03.389		
12	2:08.255	36.047	1:09.029	23.179	142.5	30:50.768	12	2:09.266	35.813	1:10.123	23.330	141.4	30:12.655		
13	2:07.610	35.979	1:08.668	22.963	143.2	32:58.378	13	2:17.517	35.783	1:18.209	23.525	132.9	32:30.172		
14	2:19.505	42.848	1:13.323	23.334	131.0	35:17.883	14	2:06.566	35.810	1:07.881	22.875	144.4	34:36.738		
15	2:08.935	36.112	1:09.429	23.394	141.8	37:26.818	15	2:06.588	35.511	1:08.096	22.981	144.4	36:43.326		
16	2:08.110	36.079	1:08.799	23.232	142.7	39:34.928	16	2:06.479	35.516	1:08.077	22.886	144.5	38:49.805		
17	2:08.126	35.968	1:09.057	23.101	142.7	41:43.054	17	2:06.414	35.495	1:08.042	22.877	144.6	40:56.219		
9	Francisco Gómez Requena						SPA	16	Jamie Davis						GBR
	TEAM LARREPORT						HONDA		FAU55 RACING						HONDA
1	2:18.949	45.945	1:10.183	22.821	131.5	2:18.949	1	2:40.132	1:07.704	1:09.709	22.719	114.1	2:40.132		
2	2:06.145	35.607	1:07.778	22.760	144.9	4:25.094	2	2:06.710	36.027	1:08.101	22.582	144.2	4:46.842		
3	2:04.530	34.829	1:07.057	22.644	146.8	6:29.624	3	2:07.126	36.362	1:08.147	22.617	143.8	6:53.968		
4	2:04.511	34.797	1:06.944	22.770	146.8	8:34.135	4	2:05.527	35.281	1:07.561	22.685	145.6	8:59.495		
5	2:04.114	34.656	1:06.753	22.705	147.3	10:38.249	5	2:09.229	35.088	1:11.689	22.452	141.4	11:08.724		
6	2:12.196 B	36.421	1:08.241	27.534	138.3	12:50.445	6	2:04.724	35.068	1:07.318	22.338	146.5	13:13.448		
7	16:08.741	...	1:08.577	22.603	18.9	28:59.186	7	2:04.624	34.982	1:07.189	22.453	146.7	15:18.072		
8	2:04.212	34.836	1:06.738	22.638	147.1	31:03.398	8	2:05.666	35.340	1:07.695	22.631	145.4	17:23.738		
9	2:03.856	34.651	1:06.510	22.695	147.6	33:07.254	9	2:06.820	35.659	1:08.494	22.667	144.1	19:30.558		
10	2:03.951	34.663	1:06.633	22.655	147.5	35:11.205	10	2:11.766 B	35.593	1:08.246	27.927	138.7	21:42.324		
11	2:04.142	34.664	1:06.794	22.684	147.2	37:15.347	11	6:13.865	4:43.326	1:08.037	22.502	48.9	27:56.189		
12	2:21.822 B	42.995	1:10.306	28.521	128.9	39:37.169	12	2:06.107	35.301	1:08.119	22.687	144.9	30:02.296		
							13	2:08.061	35.579	1:09.505	22.977	142.7	32:10.357		
							14	2:07.391	36.058	1:08.565	22.768	143.5	34:17.748		





MotorLand Aragón / 7-8 October 2017

DORNA



ETC FIM CEV REPSOL MOTORLAND ARAGÓN Qualifying practice 1

Analysis

■ Personal Best ■ Session Best ■ Crossing the finish line in pit lane

Lap	Time	Sector 1	Sector 2	Sector 3	Kph	Elapsed	Lap	Time	Sector 1	Sector 2	Sector 3	Kph	Elapsed
15	2:06.635	35.515	1:08.106	23.014	144.3	36:24.383	14	2:07.323	35.754	1:08.478	23.091	143.5	35:46.788
16	2:06.415	35.489	1:08.114	22.812	144.6	38:30.798	15	2:15.718 B	36.222	1:09.934	29.562	134.7	38:02.506
17	2:05.039	35.430	1:07.160	22.449	146.2	40:35.837	16	2:54.423	1:19.780	1:10.958	23.685	104.8	40:56.929

18		Manuel González Simón					SPA
HALCOURIER RACING							HONDA
1	2:37.159	1:03.540	1:10.506	23.113	116.3	2:37.159	
2	2:05.196	35.225	1:07.220	22.751	146.0	4:42.355	
3	2:07.284	35.076	1:09.255	22.953	143.6	6:49.639	
4	2:04.159	34.894	1:06.736	22.529	147.2	8:53.798	
5	2:10.438 B	35.131	1:07.205	28.102	140.1	11:04.236	
6	5:36.123	4:04.087	1:08.767	23.269	54.4	16:40.359	
7	2:04.880	34.962	1:07.036	22.882	146.4	18:45.239	
8	2:07.512	36.415	1:08.158	22.939	143.3	20:52.751	
9	2:08.169	34.965	1:10.174	23.030	142.6	23:00.920	
10	2:07.335 B	34.907	1:06.774	25.654	143.5	25:08.255	
11	6:49.105	5:16.526	1:09.294	23.285	44.7	31:57.360	
12	2:03.824	34.994	1:06.432	22.398	147.6	34:01.184	
13	2:07.719	35.630	1:08.694	23.395	143.1	36:08.903	
14	2:03.474	34.715	1:06.301	22.458	148.0	38:12.377	
15	2:04.325	34.954	1:06.629	22.742	147.0	40:16.702	

21		Vincent Falcone					FRA
TFC RACING							HONDA
1	2:17.522	41.634	1:12.322	23.566	132.9	2:17.522	
2	2:08.154	36.312	1:08.944	22.898	142.6	4:25.676	
3	2:06.465	35.591	1:07.960	22.914	144.5	6:32.141	
4	2:08.064	35.547	1:09.231	23.286	142.7	8:40.205	
5	2:06.029	35.567	1:07.783	22.679	145.0	10:46.234	
6	2:06.640	35.759	1:08.092	22.789	144.3	12:52.874	
7	2:11.674 B	35.928	1:08.345	27.401	138.8	15:04.548	
8	6:27.928	4:55.401	1:09.538	22.989	47.1	21:32.476	
9	2:07.437	35.902	1:08.446	23.089	143.4	23:39.913	
10	2:06.933	35.624	1:08.460	22.849	144.0	25:46.846	
11	2:08.418	36.813	1:08.554	23.051	142.3	27:55.264	
12	2:07.470	35.994	1:08.667	22.809	143.4	30:02.734	
13	2:07.464	35.745	1:08.888	22.831	143.4	32:10.198	
14	2:08.089	36.100	1:09.199	22.790	142.7	34:18.287	
15	2:06.534	36.034	1:07.824	22.676	144.4	36:24.821	
16	2:06.320	36.123	1:07.610	22.587	144.7	38:31.141	
17	2:05.534	35.662	1:07.453	22.419	145.6	40:36.675	

22		Stefano Cristin					ITA
BIERRETI							HONDA
1	2:10.248	37.023	1:09.916	23.309	140.3	2:10.248	
2	2:09.117	36.574	1:09.229	23.314	141.6	4:19.365	
3	2:08.021	35.949	1:08.901	23.171	142.8	6:27.386	
4	2:08.170	36.487	1:08.690	22.993	142.6	8:35.556	
5	2:07.503	35.801	1:08.572	23.130	143.3	10:43.059	
6	2:07.243	35.876	1:08.262	23.105	143.6	12:50.302	
7	2:15.040 B	36.143	1:09.511	29.386	135.3	15:05.342	
8	7:57.435	6:25.322	1:09.152	22.961	38.3	23:02.777	
9	2:07.008	35.587	1:08.333	23.088	143.9	25:09.785	
10	2:07.703	36.513	1:08.356	22.834	143.1	27:17.488	
11	2:06.108	35.637	1:07.762	22.709	144.9	29:23.596	
12	2:08.355	36.266	1:08.935	23.154	142.4	31:31.951	
13	2:07.514	35.942	1:08.433	23.139	143.3	33:39.465	

23		Joan Uviña Martí					SPA
GRUPO MACHADO-CAME							HONDA
1	2:34.739	59.763	1:12.154	22.822	118.1	2:34.739	
2	2:08.472	35.270	1:09.436	23.766	142.3	4:43.211	
3	2:04.792	35.068	1:07.147	22.577	146.5	6:48.003	
4	2:05.990	36.011	1:07.617	22.362	145.1	8:53.993	
5	2:04.508	35.127	1:06.949	22.432	146.8	10:58.501	
6	2:13.662 B	36.235	1:08.976	28.451	136.7	13:12.163	
7	8:50.826	7:16.654	1:11.231	22.941	34.4	22:02.989	
8	2:05.287	35.355	1:07.110	22.822	145.9	24:08.276	
9	2:13.400 B	36.324	1:09.216	27.860	137.0	26:21.676	
10	8:43.645	7:09.385	1:08.937	25.323	34.9	35:05.321	
11	2:04.220	34.953	1:06.642	22.625	147.1	37:09.541	
12	2:17.983 B	38.110	1:10.059	29.814	132.5	39:27.524	

24		Matthieu Gregorio					FRA
BLUMAQA HMA RACING							HONDA
1	2:19.386	46.599	1:09.890	22.897	131.1	2:19.386	
2	2:07.839	35.760	1:09.263	22.816	143.0	4:27.225	
3	2:06.229	35.565	1:07.876	22.788	144.8	6:33.454	
4	2:06.009	35.447	1:07.693	22.869	145.0	8:39.463	
5	2:06.439	35.537	1:08.021	22.881	144.6	10:45.902	
6	2:15.391 B	37.985	1:10.682	26.724	135.0	13:01.293	
7	3:38.935	2:07.112	1:08.698	23.125	83.5	16:40.228	
8	2:05.065	35.416	1:07.113	22.536	146.1	18:45.293	
9	2:06.023	35.331	1:07.800	22.892	145.0	20:51.316	
10	2:07.657	35.385	1:09.239	23.033	143.2	22:58.973	
11	2:07.123	35.594	1:08.443	23.086	143.8	25:06.096	
12	2:11.326	37.154	1:10.513	23.659	139.2	27:17.422	
13	2:06.008	35.453	1:07.730	22.825	145.0	29:23.430	
14	2:12.900 B	36.308	1:09.247	27.345	137.5	31:36.330	
15	5:33.413	3:56.867	1:12.908	23.638	54.8	37:09.743	
16	2:10.861	35.571	1:10.237	25.053	139.7	39:20.604	
17	2:05.513	35.426	1:07.277	22.810	145.6	41:26.117	

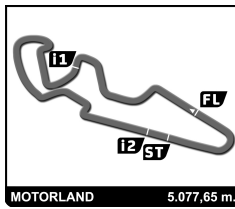
26		Miguel Parra Martínez					SPA
BLUMAQA HMA RACING							HONDA
1	2:24.939	50.004	1:12.038	22.897	126.1	2:24.939	
2	2:05.171	35.220	1:07.310	22.641	146.0	4:30.110	
3	2:05.523	35.192	1:07.686	22.645	145.6	6:35.633	
4	2:04.529	35.201	1:06.886	22.442	146.8	8:40.162	
5	2:09.756 B	35.184	1:07.669	26.903	140.9	10:49.918	
6	6:38.286	5:08.210	1:07.500	22.576	45.9	17:28.204	
7	2:04.775	35.176	1:07.018	22.581	146.5	19:32.979	
8	2:05.328	35.209	1:07.463	22.656	145.8	21:38.307	
9	2:11.153 B	35.365	1:09.326	26.462	139.4	23:49.460	
10	7:05.434	5:25.798	1:15.054	24.582	43.0	30:54.894	
11	2:04.911	35.023	1:07.311	22.577	146.3	32:59.805	
12	2:04.413	34.875	1:06.988	22.550	146.9	35:04.218	
13	2:16.420	34.922	1:16.547	24.951	134.0	37:20.638	
14	2:05.062	34.887	1:07.813	22.362	146.1	39:25.700	
15	2:04.454	35.000	1:06.768	22.686	146.9	41:30.154	





MotorLand Aragón / 7-8 October 2017

DORNA



ETC FIM CEV REPSOL MOTORLAND ARAGÓN Qualifying practice 1

Analysis

Personal Best Session Best Crossing the finish line in pit lane

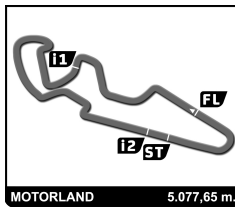
Lap	Time	Sector 1	Sector 2	Sector 3	Kph	Elapsed	Lap	Time	Sector 1	Sector 2	Sector 3	Kph	Elapsed	
27	Alejandro Díez Rodríguez SPA							4	2:05.834	35.548	1:07.696	22.590	145.2	8:53.343
	TEAM HONDA IMPALA HONDA							5	2:05.371	35.646	1:07.348	22.377	145.8	10:58.714
	1	2:09.542	35.868	1:10.172	23.502	141.1	6	2:12.290 B	36.176	1:08.602	27.512	138.2	13:11.004	
	2	2:06.971	35.865	1:08.211	22.895	143.9	7	7:39.016	6:06.558	1:09.139	23.319	39.8	20:50.020	
	3	2:05.462	35.294	1:07.523	22.645	145.7	8	2:09.303	36.051	1:09.959	23.293	141.4	22:59.323	
	4	2:05.116	35.015	1:07.533	22.568	146.1	9	2:06.700	35.450	1:08.265	22.985	144.3	25:06.023	
	5	2:04.687	35.017	1:07.061	22.609	146.6	10	2:07.425	36.661	1:08.086	22.678	143.4	27:13.448	
	6	2:05.585	34.915	1:07.963	22.707	145.5	11	2:05.263	35.337	1:07.413	22.513	145.9	29:18.711	
	7	2:05.811	34.864	1:07.578	23.369	145.3	12	2:13.900 B	35.791	1:10.435	27.674	136.5	31:32.611	
	8	2:04.854	35.074	1:07.161	22.619	146.4	13	2:27.793	53.504	1:10.302	23.987	123.7	34:00.404	
	9	2:12.761 B	38.113	1:08.074	26.574	137.7	14	2:06.601	36.095	1:07.902	22.604	144.4	36:07.005	
	10	11:35.285	...	1:09.926	24.102	26.3	15	2:05.557	35.253	1:07.437	22.867	145.6	38:12.562	
	11	2:05.739	35.405	1:07.457	22.877	145.4	16	2:05.130	35.241	1:07.126	22.763	146.1	40:17.692	
	12	2:05.338	35.235	1:07.415	22.688	145.8								
	13	2:04.870	35.022	1:07.066	22.782	146.4								
	14	2:05.038	34.968	1:07.409	22.661	146.2								
	15	2:05.556	34.955	1:07.992	22.609	145.6								
31	Aurel Nyul-Verlaque FRA							40	Jose Suárez Gómez SPA					
	TEAM HONDA IMPALA HONDA								REALE AVINTIA ACADEMY HONDA					
	1	2:27.875	50.206	1:14.104	23.565	123.6	1	2:49.262	52.955	1:32.274	24.033	108.0	2:49.262	
	2	2:10.841	36.767	1:11.077	22.997	139.7	2	2:12.559	37.919	1:11.192	23.448	137.9	5:01.821	
	3	2:07.742	35.750	1:09.130	22.862	143.1	3	2:26.938	37.123	1:26.243	23.572	124.4	7:28.759	
	4	2:07.214	35.839	1:08.493	22.882	143.7	4	2:10.553	37.059	1:10.089	23.405	140.0	9:39.312	
	5	2:06.977	35.786	1:08.616	22.575	143.9	5	2:10.536	36.717	1:10.319	23.500	140.0	11:49.848	
	6	2:07.328	35.675	1:08.695	22.958	143.5	6	2:09.250	36.506	1:09.540	23.204	141.4	13:59.098	
	7	2:06.276	35.480	1:08.172	22.624	144.7	7	2:09.322	36.623	1:09.579	23.120	141.3	16:08.420	
	8	2:07.406	35.822	1:08.842	22.742	143.5	8	2:09.510	36.792	1:09.646	23.072	141.1	18:17.930	
	9	2:07.025	35.639	1:08.416	22.970	143.9	9	2:09.568	36.763	1:09.604	23.201	141.1	20:27.498	
	10	2:26.757 B	47.171	1:10.815	28.771	124.5	10	2:10.305	36.911	1:10.331	23.063	140.3	22:37.803	
	11	8:39.448	7:06.730	1:09.945	22.773	35.2	11	2:09.402	36.356	1:09.742	23.304	141.2	24:47.205	
							12	2:22.575 B	36.675	1:15.286	30.614	128.2	27:09.780	
							13	8:04.670	6:13.579	1:12.621	38.470	37.7	35:14.450	
							14	2:13.553	36.943	1:13.408	23.202	136.9	37:28.003	
							15	2:10.975	37.135	1:10.548	23.292	139.5	39:38.978	
							16	2:30.194 B	38.135	1:18.771	33.288	121.7	42:09.172	
33	Filip Rehacek CZE							43	Simon Jespersen DEN					
	IGAX TEAM HONDA								TEAM JESPERSEN HONDA					
	1	2:17.789	40.555	1:13.187	24.047	132.6	1	3:44.315	2:11.492	1:09.473	23.350	81.5	3:44.315	
	2	2:10.817	36.981	1:10.208	23.628	139.7	2	2:09.314	35.398	1:10.686	23.230	141.3	5:53.629	
	3	2:10.728	37.300	1:10.061	23.367	139.8	3	2:05.863	35.441	1:07.527	22.895	145.2	7:59.492	
	4	2:15.365 B	36.844	1:10.110	28.411	135.0	4	2:05.603	35.210	1:07.537	22.856	145.5	10:05.095	
	5	2:43.571	1:09.776	1:10.057	23.738	111.7	5	2:05.380	35.297	1:07.331	22.752	145.8	12:10.475	
	6	2:09.885	36.731	1:09.478	23.676	140.7	6	2:04.620	34.916	1:07.003	22.701	146.7	14:15.095	
	7	2:09.744	36.523	1:09.574	23.647	140.9	7	2:22.208 B	43.473	1:10.061	28.674	128.5	16:37.303	
	8	2:09.680	36.690	1:09.453	23.537	140.9	8	5:59.926	4:27.775	1:09.201	22.950	50.8	22:37.229	
	9	2:16.891 B	37.028	1:11.723	28.140	133.5	9	2:05.610	35.263	1:07.556	22.791	145.5	24:42.839	
	10	6:58.767	5:22.892	1:11.902	23.973	43.6	10	2:05.038	35.218	1:07.157	22.663	146.2	26:47.877	
	11	2:11.836	37.232	1:10.992	23.612	138.6	11	2:04.537	34.962	1:06.978	22.597	146.8	28:52.414	
	12	2:10.369	36.886	1:09.783	23.700	140.2	12	2:04.730	34.984	1:07.013	22.733	146.5	30:57.144	
	13	2:14.670 B	37.684	1:09.843	27.143	135.7	13	2:05.571	35.289	1:07.685	22.597	145.6	33:02.715	
	14	3:09.619	1:34.564	1:11.149	23.906	96.4	14	2:04.904	35.146	1:07.164	22.594	146.3	35:07.619	
	15	2:11.352	36.677	1:11.116	23.559	139.1	15	2:04.523	34.940	1:06.925	22.658	146.8	37:12.142	
	16	2:09.326	36.233	1:09.562	23.531	141.3	16	2:18.605	35.497	1:20.392	22.716	131.9	39:30.747	
							17	2:05.431	35.261	1:07.595	22.575	145.7	41:36.178	
36	Beatriz Neila Santos SPA							44	Adrián Fernández González SPA					
	TEAM STRATOS HONDA								H43TEAM NOBBY HONDA					
	1	2:34.508	59.919	1:11.391	23.198	118.3	1	2:29.857	56.303	1:09.917	23.637	122.0	2:29.857	
	2	2:06.333	35.752	1:07.911	22.670	144.7	2	2:06.097	35.539	1:07.955	22.603	144.9	4:35.954	
	3	2:06.668	35.713	1:08.496	22.459	144.3								





MotorLand Aragón / 7-8 October 2017

DORNA



ETC FIM CEV REPSOL MOTORLAND ARAGÓN Qualifying practice 1

Analysis

■ Personal Best ■ Session Best ■ B Crossing the finish line in pit lane

Lap	Time	Sector 1	Sector 2	Sector 3	Kph	Elapsed	Lap	Time	Sector 1	Sector 2	Sector 3	Kph	Elapsed
3	2:05.744	35.258	1:07.959	22.527	145.4	6:41.698	8	2:27.912	5:48.597	1:09.904	29.411	40.8	28:19.349
4	2:12.680	43.190	1:07.289	22.201	137.8	8:54.378	9	2:14.009	36.579	1:14.332	23.098	136.4	30:33.358
5	2:04.587	35.299	1:07.028	22.260	146.7	10:58.965	10	2:09.184	36.096	1:10.152	22.936	141.5	32:42.542
6	2:13.164 B	36.046	1:08.780	28.338	137.3	13:12.129	11	2:06.791	35.662	1:08.143	22.986	144.2	34:49.333
7	7:44.157	6:13.644	1:07.819	22.694	39.4	20:56.286	12	2:12.527	36.979	1:11.170	24.378	137.9	37:01.860
8	2:06.120	35.719	1:07.828	22.573	144.9	23:02.406	13	2:10.746	37.747	1:09.959	23.040	139.8	39:12.606
9	2:05.158	35.213	1:07.458	22.487	146.0	25:07.564	14	2:07.105	35.952	1:08.311	22.842	143.8	41:19.711
10	2:05.609	35.273	1:07.683	22.653	145.5	27:13.173							
11	2:05.370	35.304	1:07.480	22.586	145.8	29:18.543							
12	2:14.002 B	36.243	1:09.518	28.241	136.4	31:32.545							
13	2:28.719	55.345	1:10.556	22.818	122.9	34:01.264							
14	2:08.027	35.757	1:08.847	23.423	142.8	36:09.291							
15	2:04.792	35.345	1:07.077	22.370	146.5	38:14.083							
16	2:04.559	35.047	1:07.155	22.357	146.7	40:18.642							

47 Ferran Hernández Moyano		SPA				
GRUPO MACHADO-CAME		HONDA				
1	3:11.368 B	1:12.099	1:26.838	32.431	95.5	3:11.368
2	3:53.614 B	2:16.148	1:09.660	27.806	78.2	7:04.982
3	3:13.677 B	1:35.419	1:11.458	26.800	94.4	10:18.659
4	3:58.629	2:26.553	1:09.179	22.897	76.6	14:17.288
5	3:46.603 B	35.914	1:08.999	2:01.690	80.7	18:03.891
6	10:53.665 B	9:01.824	1:20.262	31.579	28.0	28:57.556
7	4:02.090 B	2:10.418	1:20.865	30.807	75.5	32:59.646
8	8:09.480	6:34.543	1:11.494	23.443	37.3	41:09.126

50 Ondrej Vostatek		CZE				
ETG RACING		HONDA				
1	2:09.188	36.748	1:09.371	23.069	141.5	2:09.188
2	2:05.620	35.517	1:07.167	22.936	145.5	4:14.808
3	2:05.549	35.405	1:07.291	22.853	145.6	6:20.357
4	2:05.287	35.359	1:07.137	22.791	145.9	8:25.644
5	2:05.599	35.052	1:06.969	23.578	145.5	10:31.243
6	2:05.062	35.169	1:07.044	22.849	146.1	12:36.305
7	2:06.269	36.632	1:07.054	22.583	144.7	14:42.574
8	2:06.814	36.843	1:07.295	22.676	144.1	16:49.388
9	2:04.844	35.109	1:06.885	22.850	146.4	18:54.232
10	2:25.699 B	39.906	1:16.878	28.915	125.4	21:19.931
11	3:20.510	1:49.182	1:08.079	23.249	91.2	24:40.441
12	2:04.824	35.106	1:06.809	22.909	146.4	26:45.265
13	2:04.537	35.055	1:06.798	22.684	146.8	28:49.802
14	2:04.289	34.905	1:06.683	22.701	147.1	30:54.091
15	2:06.421	35.375	1:08.230	22.816	144.6	33:00.512
16	2:04.622	34.905	1:06.952	22.765	146.7	35:05.134
17	2:04.377	34.725	1:06.543	23.109	146.9	37:09.511
18	2:12.033	38.331	1:09.487	24.215	138.4	39:21.544
19	2:05.888	35.806	1:07.498	22.584	145.2	41:27.432

53 Petr Svoboda		CZE				
BLUMAQ HMA RACING		HONDA				
1	2:27.886	51.979	1:12.716	23.191	123.6	2:27.886
2	2:17.806 B	36.529	1:11.275	30.002	132.6	4:45.692
3	7:20.365	5:46.234	1:10.902	23.229	41.5	12:06.057
4	2:09.007	36.296	1:09.771	22.940	141.7	14:15.064
5	2:10.574	36.524	1:10.628	23.422	140.0	16:25.638
6	2:08.800	36.421	1:09.307	23.072	141.9	18:34.438
7	2:16.999 B	36.278	1:09.988	30.733	133.4	20:51.437

55 Alex Toledo Romero		SPA				
CUNA DE CAMPEONES		HONDA				
1	2:42.789	1:09.456	1:10.241	23.092	112.3	2:42.789
2	2:06.163	35.314	1:08.124	22.725	144.9	4:48.952
3	2:05.839	35.093	1:08.023	22.723	145.2	6:54.791
4	2:05.216	35.051	1:07.535	22.630	146.0	9:00.007
5	2:06.016	34.836	1:08.353	22.827	145.0	11:06.023
6	2:05.287	35.000	1:07.686	22.601	145.9	13:11.310
7	2:12.349 B	35.083	1:08.027	29.239	138.1	15:23.659
8	9:47.355	8:16.338	1:08.102	22.915	31.1	25:11.014
9	2:06.323	35.460	1:07.884	22.979	144.7	27:17.337
10	2:06.037	35.265	1:08.068	22.704	145.0	29:23.374
11	2:05.631	35.134	1:07.790	22.707	145.5	31:29.005
12	2:06.006	35.216	1:07.822	22.968	145.1	33:35.011
13	2:05.934	35.199	1:07.775	22.960	145.1	35:40.945
14	2:06.124	35.317	1:07.707	23.100	144.9	37:47.069
15	2:06.064	35.124	1:07.994	22.946	145.0	39:53.133
16	2:05.535	35.162	1:07.515	22.858	145.6	41:58.668

57 Callum Blackwell		GBR				
CJ RACING		HONDA				
1	3:26.617	1:48.727	1:13.699	24.191	88.5	3:26.617
2	2:13.021	37.761	1:11.473	23.787	137.4	5:39.638
3	2:11.935	37.251	1:10.913	23.771	138.5	7:51.573
4	2:11.870	37.330	1:10.695	23.845	138.6	10:03.443
5	2:11.730	37.326	1:10.607	23.797	138.7	12:15.173
6	2:12.028	37.587	1:10.607	23.834	138.4	14:27.201
7	2:17.385	38.403	1:14.944	24.038	133.0	16:44.586
8	2:17.255 B	37.268	1:11.462	28.525	133.2	19:01.841
9	2:39.588 B	59.049	1:12.541	27.998	114.5	21:41.429
10	3:47.798	2:12.206	1:11.593	23.999	80.2	25:29.227
11	2:15.131	37.143	1:13.920	24.068	135.3	27:44.358
12	2:13.199	37.557	1:11.587	24.055	137.2	29:57.557
13	2:13.503	38.137	1:11.798	23.568	136.9	32:11.060
14	2:12.464	36.946	1:11.643	23.875	138.0	34:23.524
15	2:13.066	37.176	1:11.641	24.249	137.4	36:36.590
16	2:17.151	41.597	1:11.558	23.996	133.3	38:53.741
17	2:13.778	37.736	1:11.826	24.216	136.6	41:07.519

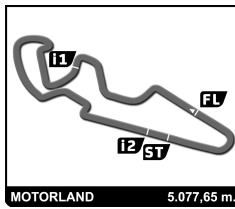
61 Iker Garcia Abella		SPA				
REALE AVINTIA ACADEMY		HONDA				
1	2:31.866	57.308	1:11.242	23.316	120.4	2:31.866
2	2:07.747	36.082	1:08.376	23.289	143.1	4:39.613
3	2:08.574	37.380	1:08.410	22.784	142.2	6:48.187
4	2:06.488	35.934	1:08.003	22.551	144.5	8:54.675
5	2:05.047	35.245	1:07.259	22.543	146.2	10:59.722
6	2:06.680	35.606	1:08.334	22.740	144.3	13:06.402
7	2:06.909	35.640	1:08.142	23.127	144.0	15:13.311
8	2:09.299	36.539	1:09.347	23.413	141.4	17:22.610





MotorLand Aragón / 7-8 October 2017

LORNA



ETC FIM CEV REPSOL MOTORLAND ARAGÓN Qualifying practice 1

Analysis

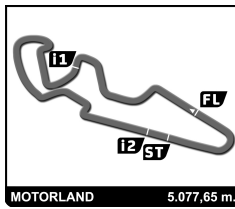
Lap	Time	Sector 1	Sector 2	Sector 3	Kph	Elapsed	Lap	Time	Sector 1	Sector 2	Sector 3	Kph	Elapsed
9	2:06.571	35.765	1:08.161	22.645	144.4	19:29.181	13	2:06.370	35.539	1:08.013	22.818	144.6	32:08.989
10	2:06.483	35.401	1:08.101	22.981	144.5	21:35.664	14	2:09.447	36.821	1:09.895	22.731	141.2	34:18.436
11	2:08.999	35.569	1:08.622	24.808	141.7	23:44.663	15	2:05.780	35.629	1:07.650	22.501	145.3	36:24.216
12	2:15.845 B	35.899	1:10.444	29.502	134.5	26:00.508	16	2:06.815	36.399	1:07.609	22.807	144.1	38:31.031
13	7:59.035	6:25.264	1:09.976	23.795	38.2	33:59.543	17	2:04.993	35.608	1:07.128	22.257	146.2	40:36.024
14	2:07.346	35.991	1:08.528	22.827	143.5	36:06.889	75 Joaquim Gali Andrade AND						
15	2:05.564	35.186	1:07.737	22.641	145.6	38:12.453	JG ROAD RACING HONDA						
16	2:05.209	35.210	1:07.460	22.539	146.0	40:17.662	1	3:35.933	1:52.468	1:18.032	25.433	84.6	3:35.933
64 Colin Velthuisen NED							2	2:19.470	39.471	1:15.261	24.738	131.0	5:55.403
4HOLLAND RACING HONDA							3	2:17.793	38.688	1:14.250	24.855	132.6	8:13.196
1	2:17.690	41.039	1:12.800	23.851	132.7	2:17.690	4	2:18.268	38.659	1:14.964	24.645	132.2	10:31.464
2	2:10.739	36.694	1:10.521	23.524	139.8	4:28.429	5	2:26.413 B	39.975	1:14.438	32.000	124.8	12:57.877
3	2:10.301	36.785	1:10.183	23.333	140.3	6:38.730	6	3:21.385	1:37.378	1:19.419	24.588	90.8	16:19.262
4	2:10.210	37.048	1:10.099	23.063	140.4	8:48.940	7	2:16.537	38.558	1:13.609	24.370	133.9	18:35.799
5	2:12.734 B	36.477	1:09.737	26.520	137.7	11:01.674	8	2:17.387	38.593	1:14.166	24.628	133.0	20:53.186
6	10:39.268	9:01.289	1:14.616	23.363	28.6	21:40.942	9	2:25.332 B	40.068	1:13.837	31.427	125.8	23:18.518
7	2:09.714	36.506	1:09.717	23.491	140.9	23:50.656	10	5:14.826	3:35.151	1:14.509	25.166	58.1	28:33.344
8	2:08.894	36.259	1:09.149	23.486	141.8	25:59.550	11	2:17.242	38.694	1:14.006	24.542	133.2	30:50.586
9	2:08.575	36.368	1:08.958	23.249	142.2	28:08.125	12	2:17.355	38.241	1:14.439	24.675	133.1	33:07.941
10	2:09.769	36.499	1:10.087	23.183	140.8	30:17.894	13	2:27.075 B	38.490	1:14.438	34.147	124.3	35:35.016
11	2:15.723 B	37.497	1:10.914	27.312	134.7	32:33.617	14	2:57.587	1:19.175	1:13.913	24.499	102.9	38:32.603
12	4:42.387	3:10.011	1:09.182	23.194	64.7	37:16.004	15	2:16.184	38.260	1:13.666	24.258	134.2	40:48.787
13	2:08.796	36.540	1:08.993	23.263	141.9	39:24.800	77 Andreas Pérez Manresa SPA						
14	2:07.297	36.138	1:08.179	22.980	143.6	41:32.097	REALE AVINTIA ACADEMY HONDA						
70 Lukas Wendeborn SWE							1	2:59.116	1:25.623	1:10.337	23.156	102.0	2:59.116
LUKASRACING HONDA							2	2:05.642	35.296	1:07.525	22.821	145.5	5:04.758
1	2:18.036	44.147	1:10.502	23.387	132.4	2:18.036	3	2:04.784	34.912	1:07.088	22.784	146.5	7:09.542
2	2:10.392	36.932	1:10.149	23.311	140.2	4:28.428	4	2:04.363	34.878	1:06.682	22.803	147.0	9:13.905
3	2:07.940	36.129	1:09.008	22.803	142.9	6:36.368	5	2:16.469 B	38.091	1:09.360	29.018	133.9	11:30.374
4	2:07.629	35.931	1:08.651	23.047	143.2	8:43.997	6	5:52.887	4:21.437	1:08.348	23.102	51.8	17:23.261
5	2:07.642	35.836	1:08.655	23.151	143.2	10:51.639	7	2:05.807	35.299	1:07.749	22.759	145.3	19:29.068
6	2:07.017	35.946	1:08.394	22.677	143.9	12:58.656	8	2:05.335	34.958	1:07.568	22.809	145.8	21:34.403
7	2:13.799 B	36.032	1:09.691	28.076	136.6	15:12.455	9	2:05.086	35.036	1:07.196	22.854	146.1	23:39.489
8	6:27.464	4:55.637	1:08.739	23.088	47.2	21:39.919	10	2:13.725 B	35.614	1:08.412	29.699	136.7	25:53.214
9	2:06.977	35.697	1:08.385	22.895	143.9	23:46.896	11	8:07.605	6:34.367	1:10.191	23.047	37.5	34:00.819
10	2:07.337	35.684	1:08.476	23.177	143.5	25:54.233	12	2:06.014	35.438	1:07.880	22.696	145.0	36:06.833
11	2:08.145	35.758	1:09.157	23.230	142.6	28:02.378	13	2:04.066	34.825	1:06.570	22.671	147.3	38:10.899
12	2:08.445	36.209	1:08.869	23.367	142.3	30:10.823	14	2:03.820	34.767	1:06.470	22.583	147.6	40:14.719
13	2:08.334	36.195	1:08.705	23.434	142.4	32:19.157	80 Victor Alonso Rodilla SPA						
14	2:18.764 B	38.743	1:11.133	28.888	131.7	34:37.921	42MOTORSPORT HONDA						
74 Daijiro Sako JPN							1	2:31.956	57.957	1:10.767	23.232	120.3	2:31.956
BLUMAQ HMA RACING HONDA							2	2:07.888	36.216	1:08.403	23.269	142.9	4:39.844
1	2:26.140	48.735	1:14.487	22.918	125.1	2:26.140	3	2:07.814	36.453	1:08.604	22.757	143.0	6:47.658
2	2:07.924	36.181	1:08.896	22.847	142.9	4:34.064	4	2:08.283	36.624	1:08.940	22.719	142.5	8:55.941
3	2:10.587	39.270	1:08.470	22.847	140.0	6:44.651	5	2:06.937	35.631	1:08.467	22.839	144.0	11:02.878
4	2:06.506	35.744	1:08.082	22.680	144.5	8:51.157	6	2:07.155	35.656	1:08.782	22.717	143.7	13:10.033
5	2:05.764	35.233	1:07.804	22.727	145.3	10:56.921	7	2:06.787	35.526	1:08.442	22.819	144.2	15:16.820
6	2:10.758	37.662	1:10.236	22.860	139.8	13:07.679	8	2:18.831 B	39.641	1:08.547	30.643	131.7	17:35.651
7	2:05.768	35.443	1:07.737	22.588	145.3	15:13.447	9	7:51.931	6:18.772	1:09.848	23.311	38.7	25:27.582
8	2:14.650 B	36.277	1:09.137	29.236	135.7	17:28.097	10	2:07.659	36.102	1:08.598	22.959	143.2	27:35.241
9	6:11.625	4:30.363	1:17.509	23.753	49.2	23:39.722	11	2:08.180	35.928	1:09.294	22.958	142.6	29:43.421
10	2:06.796	35.566	1:08.422	22.808	144.1	25:46.518	12	2:07.559	36.044	1:08.519	22.996	143.3	31:50.980
11	2:09.006	36.971	1:09.346	22.689	141.7	27:55.524	13	2:10.203	37.352	1:10.123	22.728	140.4	34:01.183
12	2:07.095	36.481	1:08.159	22.455	143.8	30:02.619	14	2:07.752	36.105	1:08.581	23.066	143.1	36:08.935





MotorLand Aragón / 7-8 October 2017

DORNA



ETC FIM CEV REPSOL MOTORLAND ARAGÓN Qualifying practice 1

Analysis

■ Personal Best ■ Session Best B Crossing the finish line in pit lane

Lap	Time	Sector 1	Sector 2	Sector 3	Kph	Elapsed	Lap	Time	Sector 1	Sector 2	Sector 3	Kph	Elapsed
15	2:06.351	35.918	1:07.840	22.593	144.7	38:15.286							
16	2:06.187	35.481	1:08.081	22.625	144.8	40:21.473							

81 Angel Heredia Martinez													SPA
TEAM STRATOS													HONDA
1	2:39.951	1:06.195	1:10.627	23.129	114.3	2:39.951							
2	2:08.209	36.443	1:08.907	22.859	142.6	4:48.160							
3	2:07.904	36.271	1:08.840	22.793	142.9	6:56.064							
4	2:10.167	37.125	1:10.027	23.015	140.4	9:06.231							
5	2:08.078	36.156	1:08.843	23.079	142.7	11:14.309							
6	2:16.540	37.349	1:11.180	28.011	133.9	13:30.849							
7	8:04.926	6:31.217	1:10.403	23.306	37.7	21:35.775							
8	2:07.877	35.970	1:08.699	23.208	142.9	23:43.652							
9	2:09.077	36.209	1:09.365	23.503	141.6	25:52.729							
10	2:09.732	36.404	1:10.415	22.913	140.9	28:02.461							
11	2:08.319	36.537	1:08.826	22.956	142.4	30:10.780							
12	2:10.070	37.051	1:09.809	23.210	140.5	32:20.850							
13	2:08.640	36.360	1:09.088	23.192	142.1	34:29.490							
14	2:13.986	37.881	1:12.938	23.167	136.4	36:43.476							
15	2:07.422	35.933	1:08.616	22.873	143.4	38:50.898							
16	2:07.953	35.764	1:09.136	23.053	142.8	40:58.851							

83 Meikon Kawakami													BRA
PLAYSTATION LAGLISSE ACADEMY													HONDA
1	2:38.875	1:05.144	1:10.916	22.815	115.0	2:38.875							
2	2:06.210	35.868	1:07.768	22.574	144.8	4:45.085							
3	2:05.806	35.636	1:07.677	22.493	145.3	6:50.891							
4	2:11.267	40.470	1:08.198	22.599	139.2	9:02.158							
5	2:04.950	35.178	1:07.317	22.455	146.3	11:07.108							
6	2:04.397	35.242	1:06.965	22.190	146.9	13:11.505							
7	2:08.770	35.053	1:10.246	23.471	141.9	15:20.275							
8	2:05.454	35.338	1:07.540	22.576	145.7	17:25.729							
9	2:04.700	35.228	1:06.986	22.486	146.6	19:30.429							
10	2:15.383	35.506	1:12.376	27.501	135.0	21:45.812							
11	6:58.987	5:27.681	1:08.553	22.753	43.6	28:44.799							
12	2:05.830	35.330	1:07.592	22.908	145.3	30:50.629							
13	2:05.353	35.572	1:07.161	22.620	145.8	32:55.982							
14	2:17.290	35.293	1:12.282	29.715	133.1	35:13.272							
15	2:06.757	35.252	1:08.207	23.298	144.2	37:20.029							
16	2:09.419	35.252	1:11.644	22.523	141.2	39:29.448							
17	2:04.831	35.202	1:07.073	22.556	146.4	41:34.279							

