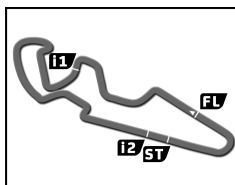




MotorLand Aragón / 7-8 October 2017

SONAX



MOTORLAND 5.077,65 m.

MOTO2

FIM CEV REPSOL MOTORLAND ARAGÓN

Qualifying practice 1

Classification

Nr.	Rider	Nat	Team	Bike	Tyres	Time	Lap Total	Gap	Kph
1	88 Ricky Cardús González	SPA	TEAM STYLOBIKE	KALEX	DUNLOP	1:53.920	9 17	-	- 160.4
2	51 Eric Granado Santos	BRA	PROMORACING	KALEX	DUNLOP	1:54.130	14 14	+0.210	+0.210 160.1
3	27 Joe Roberts	USA	AGR TEAM	KALEX	DUNLOP	1:54.585	13 15	+0.665	+0.455 159.5
4	44 Steven Odendaal	RSA	NTS SPORTSCODE T.PRO	NTS	DUNLOP	1:54.739	6 16	+0.819	+0.154 159.3
5	14 Hector Garzó Vicent	SPA	TEAM WIMU CNS	TECH3	DUNLOP	1:55.153	14 18	+1.233	+0.414 158.7
6	3 Lukas Tulovic	GER	FORWARD JUNIOR TEAM	KALEX	DUNLOP	1:55.370	16 16	+1.450	+0.217 158.4
7	98 Karel Hanika	CZE	WILLI RACING TEAM	KALEX	DUNLOP	1:55.950	9 12	+2.030	+0.580 157.6
8	9 Coentin Perolari	FRA	PROMOTO SPORT	TRANSFORMERS	DUNLOP	1:55.988	3 12	+2.068	+0.038 157.6
9	96 David Sanchis Martinez	SPA	EASYRACE MOTO 2 TEAM	SUTER	DUNLOP	1:56.035	14 15	+2.115	+0.047 157.5
10	22 Federico Fulligni	ITA	FORWARD JUNIOR TEAM	KALEX	DUNLOP	1:56.170	14 14	+2.250	+0.135 157.3
11	36 Jayson Uribe	USA	AGR TEAM	KALEX	DUNLOP	1:56.399	14 17	+2.479	+0.229 157.0
12	46 Marcel Brenner	SWI	H43TEAM NOBBY	KALEX	DUNLOP	1:56.666	13 13	+2.746	+0.267 156.7
13	20 Dimas Ekky Pratama	INA	ASTRA HONDA RACING TEAM	KALEX	DUNLOP	1:56.814	16 16	+2.894	+0.148 156.5
14	76 Hiroki Ono	JPN	NTS SPORTSCODE T.PRO	NTS	DUNLOP	1:56.838	5 12	+2.918	+0.024 156.4
15	18 Xavier Cardelus Garcia	AND	TEAM STYLOBIKE	KALEX	DUNLOP	1:57.676	16 16	+3.756	+0.838 155.3
16	83 Lachlan Epis	AUS	RESPONSE RE RACING	KAWASAKI	DUNLOP 600	1:57.814	8 15	+3.894	+0.138 155.1
17	71 Pontus Duerlund	SWE	BULLIT MOTORCYCLES	KALEX	DUNLOP	1:59.554	16 16	+5.634	+1.740 152.9
18	2 Cédric Tangre	FRA	TEAM STRATOS	ARIANE	DUNLOP	2:02.394	7 8	+8.474	+2.840 149.3
19	66 Philippe Le Gallo	FRA	YAMAHA LAGLISSE	YAMAHA	DUNLOP 600	2:05.028	13 14	+11.108	+2.634 146.2
Max. qual. time: 2:05.312									
87	Jamie Edwards	GBR	NYKOS RACING	NYKOS	DUNLOP	2:07.042	5 14		143.9

Fastest Lap	Lap 9	Ricky Cardús González	1:53.920	160.4 Kph
--------------------	-------	-----------------------	-----------------	-----------

Qualifying Time: **2:05.312**

Published at:

Track Status: **DRY**

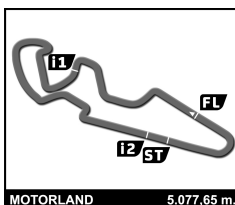
Race Director:	Timekeeper:
-----------------------	--------------------





MotorLand Aragón / 7-8 October 2017

DORNA



MOTO2

FIM CEV REPSOL MOTORLAND ARAGÓN

Qualifying practice 1

Best Sector Times

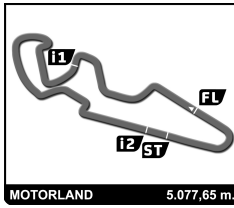
SECTOR 1			SECTOR 2			SECTOR 3					
Pos	Rider	Time	Rider	Time	Rider	Time	Pos	Rider	Ideal Lap	Best Lap	
1	88 R.Cardús González	32.336	51 E.Granado Santos	1:01.672	88 R.Cardús González	19.720	1	88 R.Cardús González	1:53.764	1:53.920	(1)
2	51 E.Granado Santos	32.371	88 R.Cardús González	1:01.708	44 S.Odendaal	19.839	2	51 E.Granado Santos	1:53.964	1:54.130	(2)
3	44 S.Odendaal	32.407	27 J.Roberts	1:02.132	27 J.Roberts	19.920	3	27 J.Roberts	1:54.475	1:54.585	(3)
4	27 J.Roberts	32.423	14 H.Garzó	1:02.153	51 E.Granado Santos	19.921	4	44 S.Odendaal	1:54.675	1:54.739	(4)
5	14 H.Garzó	32.539	44 S.Odendaal	1:02.429	3 L.Tulovic	20.023	5	14 H.Garzó Vicent	1:54.855	1:55.153	(5)
6	3 L.Tulovic	32.713	3 L.Tulovic	1:02.458	36 J.Uribe	20.034	6	3 L.Tulovic	1:55.194	1:55.370	(6)
7	9 C.Perolari	32.782	96 D.Sanchis Martinez	1:02.706	76 H.Ono	20.063	7	9 C.Perolari	1:55.928	1:55.988	(8)
8	98 K.Hanika	32.808	22 F.Fuligni	1:02.753	20 D.Ekky Pratama	20.151	8	96 D.Sanchis Martinez	1:55.949	1:56.035	(9)
9	36 J.Uribe	33.012	98 K.Hanika	1:02.830	14 H.Garzó	20.163	9	98 K.Hanika	1:55.950	1:55.950	(7)
10	96 D.Sanchis Martinez	33.038	9 C.Perolari	1:02.910	22 F.Fuligni	20.194	10	22 F.Fuligni	1:56.046	1:56.170	(10)
11	46 M.Brenner	33.098	46 M.Brenner	1:03.128	96 D.Sanchis Martinez	20.205	11	36 J.Uribe	1:56.320	1:56.399	(11)
12	22 F.Fuligni	33.099	20 D.Ekky Pratama	1:03.173	46 M.Brenner	20.220	12	46 M.Brenner	1:56.446	1:56.666	(12)
13	20 D.Ekky Pratama	33.196	36 J.Uribe	1:03.274	9 C.Perolari	20.236	13	20 D.Ekky Pratama	1:56.520	1:56.814	(13)
14	18 X.Cardelus Garcia	33.391	76 H.Ono	1:03.349	98 K.Hanika	20.312	14	76 H.Ono	1:56.815	1:56.838	(14)
15	76 H.Ono	33.403	83 L.Epis	1:03.670	18 X.Cardelus Garcia	20.382	15	18 X.Cardelus Garcia	1:57.472	1:57.676	(15)
16	83 L.Epis	33.529	18 X.Cardelus Garcia	1:03.699	83 L.Epis	20.474	16	83 L.Epis	1:57.673	1:57.814	(16)
17	71 P.Duerlund	33.873	71 P.Duerlund	1:04.332	71 P.Duerlund	20.844	17	71 P.Duerlund	1:59.049	1:59.554	(17)
18	2 C.Tangre	34.960	2 C.Tangre	1:06.096	2 C.Tangre	21.293	18	2 C.Tangre	2:02.349	2:02.394	(18)
19	66 P.Le Gallo	35.642	66 P.Le Gallo	1:07.604	66 P.Le Gallo	21.731	19	66 P.Le Gallo	2:04.977	2:05.028	(19)
20	87 J.Edwards	35.882	87 J.Edwards	1:09.004	87 J.Edwards	22.076	20	87 J.Edwards	2:06.962	2:07.042	(20)





MotorLand Aragón / 7-8 October 2017

DORNA



MOTO2

FIM CEV REPSOL MOTORLAND ARAGÓN After Qualifying practice 1

Event maximum speed

Rider	Team	Bike	Class	T. Speed	Lap	Session
88 Ricky Cardús González	TEAM STYLOBIKE	KALEX		275.5	7	Qualifying practice 1
44 Steven Odendaal	NTS SPORTSCODE T.PRO	NTS		274.8	7	Qualifying practice 1
27 Joe Roberts	AGR TEAM	KALEX		274.1	7	Qualifying practice 1
36 Jayson Uribe	AGR TEAM	KALEX		274.1	12	Qualifying practice 1
76 Hiroki Ono	NTS SPORTSCODE T.PRO	NTS		274.1	3	Qualifying practice 1
3 Lukas Tulovic	FORWARD JUNIOR TEAM	KALEX		272.7	4	Qualifying practice 1
98 Karel Hanika	WILLI RACING TEAM	KALEX		272.7	10	Qualifying practice 1
18 Xavier Cardelus Garcia	TEAM STYLOBIKE	KALEX		272.0	3	Qualifying practice 1
96 David Sanchis Martínez	EASYRACE MOTO 2 TEAM	SUTER		272.0	11	Qualifying practice 1
22 Federico Fuligni	FORWARD JUNIOR TEAM	KALEX		271.4	3	Qualifying practice 1
14 Hector Garzó Vicent	TEAM WIMU CNS	TECH3		270.0	7	Qualifying practice 1
51 Eric Granado Santos	PROMORACING	KALEX		270.0	3	Qualifying practice 1
20 Dimas Ekky Pratama	ASTRA HONDA RACING TEAM	KALEX		269.3	4	Qualifying practice 1
46 Marcel Brenner	H43TEAM NOBBY	KALEX		269.3	13	Qualifying practice 1
71 Pontus Duerlund	BULLIT MOTORCYCLES	KALEX		268.7	4	Qualifying practice 1
9 Corentin Perolari	PROMOTO SPORT	TRANSFIORMERS		264.1	11	Qualifying practice 1
83 Lachlan Epis	RESPONSE RE RACING	KAWASAKI	600	261.5	2	Qualifying practice 1
66 Philippe Le Gallo	YAMAHA LAGLISSE	YAMAHA	600	256.5	7	Qualifying practice 1
2 Cédric Tangre	TEAM STRATOS	ARIANE		251.7	3	Qualifying practice 1
87 Jamie Edwards	NYKOS RACING	NYKOS		243.2	1	Qualifying practice 1





Moto3 JUNIOR
WORLD CHAMPIONSHIP

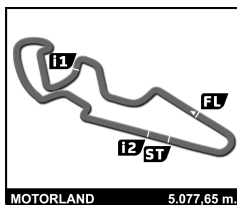
Moto2
EUROPEAN CHAMPIONSHIP

EUROPEAN
Talent CUP

EUROPEAN
KAWASAKI Z CUP

MotorLand Aragón / 7-8 October 2017

DORNA ifme



MOTO2

FIM CEV REPSOL MOTORLAND ARAGÓN Qualifying practice 1

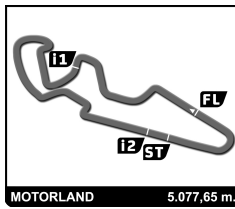
Fastest Lap Sequence

Practice Time	Rider	Team	Bike	Class	Time	Kph	Lap
4:03.713	46 Marcel Brenner	H43TEAM NOBBY	KALEX		1:58.403	154.4	2
4:31.952	14 Hector Garzó Vicent	TEAM WIMU CNS	TECH3		1:57.423	155.7	2
5:12.599	9 Corentin Perolari	PROMOTO SPORT	TRANSFIORMERS		1:56.188	157.3	2
5:37.294	44 Steven Odendaal	NTS SPORTSCODE T.PRO	NTS		1:55.946	157.6	2
7:31.821	27 Joe Roberts	AGR TEAM	KALEX		1:55.306	158.5	3
7:57.441	88 Ricky Cardús González	TEAM STYLOBIKE	KALEX		1:54.710	159.3	4
11:52.631	88 Ricky Cardús González	TEAM STYLOBIKE	KALEX		1:54.290	159.9	6
15:40.886	88 Ricky Cardús González	TEAM STYLOBIKE	KALEX		1:53.928	160.4	8
17:34.806	88 Ricky Cardús González	TEAM STYLOBIKE	KALEX		1:53.920	160.4	9



MotorLand Aragón / 7-8 October 2017

DORNA



MOTO2 FIM CEV REPSOL MOTORLAND ARAGÓN Qualifying practice 1

Analysis

■ Personal Best ■ Session Best B Crossing the finish line in pit lane

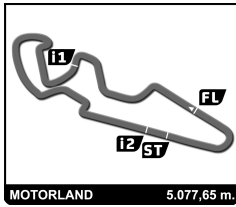
Lap	Time	Sector 1	Sector 2	Sector 3	Kph	Elapsed	Lap	Time	Sector 1	Sector 2	Sector 3	Kph	Elapsed	
2	Cédric Tangre FRA							10	2:03.974	40.717	1:02.867	20.390	147.4	26:10.809
	TEAM STRATOS ARIANE							11	1:55.489	32.825	1:02.495	20.169	158.3	28:06.298
	1	13:08.412	...	1:13.866	22.650	23.2	12	1:56.840	33.547	1:02.996	20.297	156.4	30:03.138	
	2	2:08.168	37.777	1:08.644	21.747	142.6	13	1:58.802	33.670	1:04.828	20.304	153.8	32:01.940	
	3	2:04.338	35.619	1:07.231	21.488	147.0	14	1:55.153	32.798	1:02.153	20.202	158.7	33:57.093	
	4	2:05.675	35.223	1:08.999	21.453	145.4	15	1:57.053	34.019	1:02.745	20.289	156.1	35:54.146	
	5	2:08.807	35.089	1:06.586	27.132	141.9	16	1:55.524	32.865	1:02.496	20.163	158.2	37:49.670	
	6	9:11.264	7:40.834	1:09.137	21.293	33.2	17	1:55.185	32.539	1:02.414	20.232	158.7	39:44.855	
	7	2:02.394	34.992	1:06.096	21.306	149.3	18	1:55.230	32.550	1:02.470	20.210	158.6	41:40.085	
	8	2:10.944	34.960	1:06.669	29.315	139.6								
3	Lukas Tulovic GER							18	Xavier Cardelus Garcia AND					
	FORWARD JUNIOR TEAM KALEX								TEAM STYLOBIKE KALEX					
	1	3:08.868	1:30.954	1:16.976	20.938	96.8	1	2:06.122	36.460	1:08.382	21.280	144.9	2:06.122	
	2	2:09.834	43.905	1:05.358	20.571	140.8	2	1:58.595	33.906	1:03.997	20.692	154.1	4:04.717	
	3	1:57.480	33.909	1:03.259	20.312	155.6	3	1:58.557	33.528	1:04.647	20.382	154.2	6:03.274	
	4	1:55.917	32.931	1:02.814	20.172	157.7	4	1:58.584	33.669	1:04.434	20.481	154.1	8:01.858	
	5	1:59.529	33.387	1:05.992	20.150	152.9	5	2:00.563	33.552	1:06.466	20.545	151.6	10:02.421	
	6	2:00.486	36.303	1:03.978	20.205	151.7	6	1:57.980	33.391	1:03.994	20.595	154.9	12:00.401	
	7	1:56.534	33.618	1:02.786	20.130	156.8	7	2:09.656	37.470	1:05.531	26.655	141.0	14:10.057	
	8	1:55.481	32.751	1:02.587	20.143	158.3	8	10:30.416	8:56.909	1:12.795	20.712	29.0	24:40.473	
	9	1:55.559	32.806	1:02.585	20.168	158.2	9	1:58.558	33.683	1:04.323	20.552	154.2	26:39.031	
	10	2:04.280	32.713	1:05.874	25.693	147.1	10	1:57.975	33.397	1:03.987	20.591	154.9	28:37.006	
	11	10:07.234	8:42.457	1:04.322	20.455	30.1	11	1:58.133	33.528	1:03.953	20.652	154.7	30:35.139	
	12	1:55.767	32.965	1:02.532	20.270	157.9	12	2:16.595	37.679	1:18.219	20.697	133.8	32:51.734	
	13	1:55.385	32.798	1:02.458	20.129	158.4	13	2:11.739	40.847	1:10.411	20.481	138.7	35:03.473	
	14	2:09.180	33.303	1:15.586	20.291	141.5	14	1:58.488	33.609	1:04.198	20.681	154.3	37:01.961	
	15	2:06.451	39.346	1:04.965	22.140	144.5	15	2:01.991	34.449	1:06.804	20.738	149.8	39:03.952	
	16	1:55.370	32.823	1:02.524	20.023	158.4	16	1:57.676	33.447	1:03.699	20.530	155.3	41:01.628	
9	Corentin Perolari FRA							20	Dimas Ekky Pratama INA					
	PROMOTO SPORT TRANSFORMERS								ASTRA HONDA RACING TEAM KALEX					
	1	3:16.411	1:46.162	1:09.701	20.548	93.1	1	3:10.242	1:35.039	1:13.577	21.626	96.1	3:10.242	
	2	1:56.188	32.998	1:02.910	20.280	157.3	2	1:59.989	34.023	1:04.692	21.274	152.3	5:10.231	
	3	1:55.988	32.807	1:02.918	20.263	157.6	3	2:07.900	36.112	1:11.247	20.541	142.9	7:18.131	
	4	2:00.270	35.882	1:03.740	20.648	152.0	4	1:57.379	33.410	1:03.566	20.403	155.7	9:15.510	
	5	2:04.298	34.387	1:09.468	20.443	147.0	5	2:04.780	34.017	1:04.924	25.839	146.5	11:20.290	
	6	2:01.362	34.573	1:06.357	20.432	150.6	6	9:36.647	8:10.260	1:05.687	20.700	31.7	20:56.937	
	7	1:57.289	32.782	1:04.144	20.363	155.8	7	1:57.558	33.380	1:03.695	20.483	155.5	22:54.495	
	8	1:56.133	32.916	1:02.981	20.236	157.4	8	1:57.122	33.246	1:03.412	20.464	156.1	24:51.617	
	9	2:08.982	36.132	1:06.275	26.575	141.7	9	2:00.564	36.704	1:03.463	20.397	151.6	26:52.181	
	10	13:58.207	...	1:08.384	20.387	21.8	10	1:56.889	33.332	1:03.173	20.384	156.4	28:49.070	
	11	1:56.430	33.112	1:03.009	20.309	157.0	11	1:57.061	33.196	1:03.558	20.307	156.1	30:46.131	
	12	2:05.943	33.103	1:03.322	29.518	145.1	12	2:07.952	36.080	1:06.995	24.877	142.8	32:54.083	
							13	3:02.925	1:38.582	1:04.037	20.306	99.9	35:57.008	
							14	1:56.945	33.323	1:03.256	20.366	156.3	37:53.953	
							15	1:57.710	33.311	1:04.020	20.379	155.3	39:51.663	
							16	1:56.814	33.218	1:03.445	20.151	156.5	41:48.477	
14	Hector Garzó Vicent SPA							22	Federico Fuligni ITA					
	TEAM WIMU CNS TECH3								FORWARD JUNIOR TEAM KALEX					
	1	2:34.529	1:07.419	1:06.527	20.583	118.3	1	4:34.802	3:04.261	1:09.820	20.721	66.5	4:34.802	
	2	1:57.423	33.417	1:03.487	20.519	155.7	2	2:07.125	34.319	1:12.246	20.560	143.8	6:41.927	
	3	1:57.299	33.421	1:03.398	20.480	155.8	3	1:57.798	34.047	1:03.489	20.262	155.2	8:39.725	
	4	1:55.338	32.812	1:02.277	20.249	158.5	4	1:57.464	33.647	1:03.589	20.228	155.6	10:37.189	
	5	2:06.909	37.974	1:03.679	25.256	144.0	5	3:25.812	34.971	2:24.092	26.749	88.8	14:03.001	
	6	7:47.940	6:23.806	1:03.780	20.354	39.1	6	9:11.615	7:45.641	1:05.444	20.530	33.1	23:14.616	
	7	1:55.698	33.057	1:02.367	20.274	158.0	7	1:56.906	33.404	1:03.194	20.308	156.3	25:11.522	
	8	1:55.711	33.047	1:02.301	20.363	158.0								
	9	1:55.988	32.853	1:02.819	20.316	157.6								





MotorLand Aragón / 7-8 October 2017

LORNA



MOTO2 FIM CEV REPSOL MOTORLAND ARAGÓN Qualifying practice 1

Analysis

Personal Best Session Best B Crossing the finish line in pit lane

Lap	Time	Sector 1	Sector 2	Sector 3	Kph	Elapsed	Lap	Time	Sector 1	Sector 2	Sector 3	Kph	Elapsed
8	1:56.673	33.309	1:03.145	20.219	156.7	27:08.195	10	8:55.964	7:31.313	1:04.373	20.278	34.1	28:18.567
9	2:01.742 B	33.439	1:03.085	25.218	150.1	29:09.937	11	1:55.990	32.911	1:03.041	20.038	157.6	30:14.557
10	4:43.076	3:18.535	1:04.025	20.516	64.6	33:53.013	12	1:55.688	32.803	1:02.728	20.157	158.0	32:10.245
11	1:57.057	33.327	1:03.429	20.301	156.1	35:50.070	13	2:03.254 B	32.838	1:05.285	25.131	148.3	34:13.499
12	1:56.201	33.235	1:02.772	20.194	157.3	37:46.271	14	3:41.159	2:17.595	1:03.514	20.050	82.6	37:54.658
13	1:56.318	33.241	1:02.753	20.324	157.1	39:42.589	15	1:57.469	32.908	1:03.980	20.581	155.6	39:52.127
14	1:56.170	33.099	1:02.836	20.235	157.3	41:38.759	16	1:55.814	32.825	1:02.924	20.065	157.8	41:47.941

27 Joe Roberts USA
AGR TEAM KALEX

1	3:40.636	2:15.626	1:04.697	20.313	82.8	3:40.636
2	1:55.879	32.828	1:02.879	20.172	157.7	5:36.515
3	1:55.306	32.645	1:02.585	20.076	158.5	7:31.821
4	2:01.013	36.954	1:03.890	20.169	151.0	9:32.834
5	1:55.281	32.640	1:02.568	20.073	158.5	11:28.115
6	1:54.936	32.574	1:02.302	20.060	159.0	13:23.051
7	2:07.011 B	33.295	1:07.892	25.824	143.9	15:30.062
8	10:45.973	9:21.975	1:03.836	20.162	28.3	26:16.035
9	1:54.778	32.659	1:02.144	19.975	159.2	28:10.813
10	1:55.075	32.646	1:02.433	19.996	158.8	30:05.888
11	1:54.675	32.490	1:02.144	20.041	159.4	32:00.563
12	1:54.618	32.522	1:02.132	19.964	159.5	33:55.181
13	1:54.585	32.423	1:02.242	19.920	159.5	35:49.766
14	1:54.810	32.592	1:02.232	19.986	159.2	37:44.576
15	2:07.511 B	32.603	1:07.416	27.492	143.3	39:52.087

36 Jayson Uribe USA
AGR TEAM KALEX

1	2:37.163	1:10.050	1:06.497	20.616	116.3	2:37.163
2	2:06.321	40.139	1:05.637	20.545	144.7	4:43.484
3	2:02.455	35.638	1:06.054	20.763	149.3	6:45.939
4	1:58.063	33.663	1:04.088	20.312	154.8	8:44.002
5	1:57.444	33.473	1:03.820	20.151	155.6	10:41.446
6	1:58.900	33.244	1:05.126	20.530	153.7	12:40.346
7	1:57.187	33.293	1:03.729	20.165	156.0	14:37.533
8	1:57.103	33.314	1:03.672	20.117	156.1	16:34.636
9	1:56.875	33.187	1:03.454	20.234	156.4	18:31.511
10	2:04.827 B	34.738	1:05.189	24.900	146.4	20:36.338
11	8:42.274	7:15.257	1:06.297	20.720	35.0	29:18.612
12	1:57.385	33.311	1:03.719	20.355	155.7	31:15.997
13	1:56.601	33.194	1:03.274	20.133	156.7	33:12.598
14	1:56.399	33.012	1:03.353	20.034	157.0	35:08.997
15	1:57.519	33.095	1:03.979	20.445	155.5	37:06.516
16	1:56.985	33.183	1:03.537	20.265	156.2	39:03.501
17	1:56.637	33.229	1:03.320	20.088	156.7	41:00.138

44 Steven Odendaal RSA
NTS SPORTSCODE T.PRO NTS

1	3:41.348	2:16.042	1:04.869	20.437	82.6	3:41.348
2	1:55.946	33.007	1:02.940	19.999	157.6	5:37.294
3	1:55.733	32.704	1:03.062	19.967	157.9	7:33.027
4	2:00.803	35.634	1:04.654	20.515	151.3	9:33.830
5	1:54.951	32.605	1:02.455	19.891	159.0	11:28.781
6	1:54.739	32.407	1:02.429	19.903	159.3	13:23.520
7	1:59.276	33.042	1:06.301	19.933	153.2	15:22.796
8	1:54.867	32.508	1:02.520	19.839	159.1	17:17.663
9	2:04.940 B	33.370	1:04.709	26.861	146.3	19:22.603

46 Marcel Brenner SWI
H43TEAM NOBBY KALEX

1	2:05.310				145.9	2:05.310
2	1:58.403				154.4	4:03.713
3	1:58.287 B				154.5	6:02.000
4	6:26.428	5:01.432	1:04.376	20.620	47.3	12:28.428
5	1:57.170	33.253	1:03.455	20.462	156.0	14:25.598
6	1:57.326	33.098	1:03.774	20.454	155.8	16:22.924
7	2:02.820 B	33.982	1:04.078	24.760	148.8	18:25.744
8	8:58.861	7:33.879	1:04.536	20.446	33.9	27:24.605
9	1:56.781	33.285	1:03.128	20.368	156.5	29:21.386
10	2:02.668 B	33.591	1:03.921	25.156	149.0	31:24.054
11	4:56.699	3:31.926	1:04.235	20.538	61.6	36:20.753
12	1:56.862	33.319	1:03.209	20.334	156.4	38:17.615
13	1:56.666	33.119	1:03.327	20.220	156.7	40:14.281

51 Eric Granado Santos BRA
PROMORACING KALEX

1	5:39.384	4:08.077	1:10.659	20.648	53.9	5:39.384
2	1:57.828	33.295	1:03.818	20.715	155.1	7:37.212
3	1:55.861	32.935	1:02.820	20.106	157.8	9:33.073
4	1:55.071	32.646	1:02.386	20.039	158.8	11:28.144
5	1:58.975	35.739	1:03.080	20.156	153.6	13:27.119
6	1:55.124	32.677	1:02.354	20.093	158.8	15:22.243
7	1:54.883	32.709	1:02.182	19.992	159.1	17:17.126
8	2:03.818 B	33.596	1:04.020	26.202	147.6	19:20.944
9	11:05.635	9:40.693	1:04.662	20.280	27.5	30:26.579
10	1:59.199	35.480	1:03.492	20.227	153.3	32:25.778
11	1:55.888	32.826	1:02.972	20.090	157.7	34:21.666
12	1:54.712	32.434	1:02.067	20.211	159.3	36:16.378
13	1:54.476	32.371	1:02.111	19.994	159.7	38:10.854
14	1:54.130	32.537	1:01.672	19.921	160.1	40:04.984

66 Philippe Le Gallo FRA
YAMAHA LAGLISSE YAMAHA

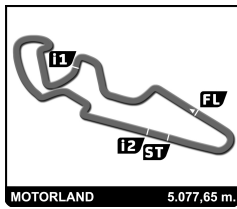
1	3:23.255	1:47.907	1:12.809	22.539	89.9	3:23.255
2	2:07.029	36.214	1:08.774	22.041	143.9	5:30.284
3	2:07.501	36.690	1:08.903	21.908	143.3	7:37.785
4	2:19.869 B	39.102	1:10.776	29.991	130.7	9:57.654
5	11:44.683	...	1:11.596	22.169	25.9	21:42.337
6	2:08.944	37.262	1:09.534	22.148	141.7	23:51.281
7	2:06.280	36.023	1:08.455	21.802	144.7	25:57.561
8	2:06.209	35.942	1:08.454	21.813	144.8	28:03.770
9	2:07.754	36.505	1:09.417	21.832	143.1	30:11.524
10	2:11.271	39.086	1:10.055	22.130	139.2	32:22.795
11	2:05.859	35.748	1:08.380	21.731	145.2	34:28.654
12	2:05.221	35.706	1:07.730	21.785	146.0	36:33.875
13	2:05.028	35.642	1:07.604	21.782	146.2	38:38.903
14	2:31.547 B	39.456	1:16.704	35.387	120.6	41:10.450





MotorLand Aragón / 7-8 October 2017

DORNA



MOTO2 FIM CEV REPSOL MOTORLAND ARAGÓN Qualifying practice 1

Analysis

■ Personal Best ■ Session Best B Crossing the finish line in pit lane

Lap	Time	Sector 1	Sector 2	Sector 3	Kph	Elapsed	Lap	Time	Sector 1	Sector 2	Sector 3	Kph	Elapsed
71	Pontus Duerlund SWE BULLIT MOTORCYCLES KALEX						3	2:23.110	38.235	1:22.580	22.295	127.7	6:46.035
1	2:25.639	52.826	1:10.667	22.146	125.5	2:25.639	4	2:16.559	43.362	1:10.890	22.307	133.8	9:02.594
2	2:03.394	35.926	1:05.757	21.711	148.1	4:29.033	5	2:07.042	35.882	1:09.004	22.156	143.9	11:09.636
3	2:10.480	42.746	1:06.308	21.426	140.1	6:39.513	6	2:37.328 B	42.050	1:25.627	29.651	116.2	13:46.964
4	1:59.758	34.305	1:04.332	21.121	152.6	8:39.271	7	6:16.510	4:43.435	1:10.644	22.431	48.5	20:03.474
5	2:00.824	33.873	1:05.834	21.117	151.3	10:40.095	8	2:07.689	35.941	1:09.578	22.170	143.1	22:11.163
6	2:00.235	34.222	1:04.843	21.170	152.0	12:40.330	9	2:07.669	36.395	1:09.185	22.089	143.2	24:18.832
7	2:06.687	40.584	1:04.827	21.276	144.3	14:47.017	10	2:15.856 B	36.496	1:09.960	29.400	134.5	26:34.688
8	2:22.928	45.533	1:16.551	20.844	127.9	17:09.945	11	9:04.285	7:31.670	1:10.389	22.226	33.6	35:38.973
9	2:08.644 B	34.166	1:06.966	27.512	142.1	19:18.589	12	2:07.347	36.050	1:09.207	22.090	143.5	37:46.320
10	8:32.295	7:03.883	1:07.212	21.200	35.7	27:50.884	13	2:07.570	35.934	1:09.560	22.076	143.3	39:53.890
11	2:00.649	34.275	1:05.291	21.083	151.5	29:51.533	14	2:23.081 B	37.242	1:15.207	30.632	127.7	42:16.971
12	1:59.647	34.133	1:04.541	20.973	152.8	31:51.180	88 Ricky Cardús González SPA TEAM STYLOBIKE KALEX						
13	2:18.949	47.361	1:10.500	21.088	131.5	34:10.129	1	2:05.686	36.767	1:07.778	21.141	145.4	2:05.686
14	2:03.414	36.856	1:05.307	21.251	148.1	36:13.543	2	1:58.508	34.018	1:03.958	20.532	154.2	4:04.194
15	2:00.297	34.359	1:04.875	21.063	151.9	38:13.840	3	1:58.537	32.924	1:05.523	20.090	154.2	6:02.731
16	1:59.554	34.061	1:04.500	20.993	152.9	40:13.394	4	1:54.710	32.646	1:02.197	19.867	159.3	7:57.441
76	Hiroki Ono JPN NTS SPORTSCODE T.PRO NTS						5	2:00.900	36.257	1:04.604	20.039	151.2	9:58.341
1	3:33.362	2:03.794	1:08.872	20.696	85.7	3:33.362	6	1:54.290	32.590	1:01.800	19.900	159.9	11:52.631
2	2:03.128	36.000	1:06.270	20.858	148.4	5:36.490	7	1:54.327	32.427	1:01.874	20.026	159.9	13:46.958
3	1:57.137	33.500	1:03.574	20.063	156.0	7:33.627	8	1:53.928	32.425	1:01.783	19.720	160.4	15:40.886
4	1:59.334	34.515	1:04.577	20.242	153.2	9:32.961	9	1:53.920	32.336	1:01.708	19.876	160.4	17:34.806
5	1:56.838	33.403	1:03.349	20.086	156.4	11:29.799	10	1:54.000	32.419	1:01.738	19.843	160.3	19:28.806
6	2:25.513 B	46.053	1:10.519	28.941	125.6	13:55.312	11	2:05.103 B	34.302	1:04.984	25.817	146.1	21:33.909
7	12:04.189	...	1:06.095	20.294	25.2	25:59.501	12	9:55.752	8:28.903	1:06.637	20.212	30.7	31:29.661
8	1:59.867	34.785	1:04.585	20.497	152.5	27:59.368	13	1:55.290	32.947	1:02.329	20.014	158.5	33:24.951
9	2:10.041 B	36.488	1:04.327	29.226	140.5	30:09.409	14	1:54.577	32.504	1:02.183	19.890	159.5	35:19.528
10	6:07.243	4:30.646	1:11.928	24.669	49.8	36:16.652	15	1:54.777	32.753	1:02.190	19.834	159.2	37:14.305
11	1:57.717	33.719	1:03.814	20.184	155.3	38:14.369	16	2:03.469	33.456	1:08.101	21.912	148.0	39:17.774
12	2:00.345	34.091	1:05.826	20.428	151.9	40:14.714	17	1:54.647	32.623	1:02.110	19.914	159.4	41:12.421
83	Lachlan Epis AUS RESPONSE RE RACING KAWASAKI						96 David Sanchis Martinez SPA EASYPACE MOTO 2 TEAM SUTER						
1	2:07.185	39.657	1:06.658	20.870	143.7	2:07.185	1	3:45.839	2:17.370	1:07.776	20.693	80.9	3:45.839
2	1:59.297	34.008	1:04.612	20.677	153.2	4:06.482	2	1:58.574	33.843	1:04.250	20.481	154.1	5:44.413
3	1:58.229	33.529	1:04.158	20.542	154.6	6:04.711	3	1:57.135	33.452	1:03.478	20.205	156.0	7:41.548
4	2:04.938 B	34.193	1:04.765	25.980	146.3	8:09.649	4	1:57.115	33.447	1:03.433	20.235	156.1	9:38.663
5	3:45.465	2:18.663	1:06.117	20.685	81.1	11:55.114	5	1:56.782	33.272	1:03.135	20.375	156.5	11:35.445
6	2:00.302	34.329	1:05.248	20.725	151.9	13:55.416	6	1:56.646	33.105	1:03.166	20.375	156.7	13:32.091
7	1:58.321	33.580	1:04.245	20.496	154.5	15:53.737	7	2:09.067 B	36.545	1:06.218	26.304	141.6	15:41.158
8	1:57.814	33.610	1:03.730	20.474	155.1	17:51.551	8	8:15.360	6:50.048	1:04.704	20.608	36.9	23:56.518
9	2:04.389 B	34.280	1:05.998	24.111	146.9	19:55.940	9	1:58.330	33.602	1:04.325	20.403	154.5	25:54.848
10	9:21.511	7:54.703	1:05.865	20.943	32.6	29:17.451	10	1:56.647	33.199	1:03.179	20.269	156.7	27:51.495
11	1:58.419	33.935	1:03.797	20.687	154.3	31:15.870	11	2:05.165 B	33.943	1:05.222	26.000	146.0	29:56.660
12	1:57.811	33.620	1:03.670	20.521	155.1	33:13.681	12	5:00.517	3:26.192	1:13.726	20.599	60.8	34:57.177
13	2:06.251 B	37.489	1:04.864	23.898	144.8	35:19.932	13	1:56.665	33.279	1:02.987	20.399	156.7	36:53.842
14	2:54.211	1:17.447	1:14.351	22.413	104.9	38:14.143	14	1:56.035	33.061	1:02.706	20.268	157.5	38:49.877
15	1:59.604	34.381	1:04.743	20.480	152.8	40:13.747	15	1:56.290	33.038	1:03.022	20.230	157.2	40:46.167
87	Jamie Edwards GBR NYKOS RACING NYKOS						98 Karel Hanika CZE WILLI RACING TEAM KALEX						
1	2:14.213	39.547	1:12.211	22.455	136.2	2:14.213	1	3:02.672	1:30.794	1:09.223	22.655	100.1	3:02.672
2	2:08.712	36.308	1:09.938	22.466	142.0	4:22.925	2	1:58.783	33.923	1:04.087	20.773	153.9	5:01.455
							3	2:08.368	36.167	1:09.114	23.087	142.4	7:09.823
							4	1:58.530	34.469	1:03.510	20.551	154.2	9:08.353





Moto3
WORLD CHAMPIONSHIP

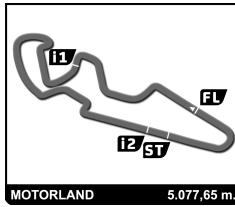
Moto2
EUROPEAN CHAMPIONSHIP

EUROPEAN
Talent CUP

EUROPEAN
HAWAIIAN CUP

MotorLand Aragón / 7-8 October 2017

DORNA rme



MOTO2

FIM CEV REPSOL MOTORLAND ARAGÓN

Qualifying practice 1

Analysis

■ Personal Best ■ Session Best B Crossing the finish line in pit lane

Lap	Time	Sector 1	Sector 2	Sector 3	Kph	Elapsed	Lap	Time	Sector 1	Sector 2	Sector 3	Kph	Elapsed
5	1:56.778	33.267	1:03.103	20.408	156.5	11:05.131							
6	2:05.872 B	35.187	1:05.116	25.569	145.2	13:11.003							
7	5:46.044	4:20.718	1:04.917	20.409	52.8	18:57.047							
8	2:02.189	33.187	1:03.504	25.498	149.6	20:59.236							
9	1:55.950	32.808	1:02.830	20.312	157.6	22:55.186							
10	1:56.392	32.955	1:03.118	20.319	157.0	24:51.578							
11	2:05.329 B	37.527	1:03.158	24.644	145.8	26:56.907							
12	6:58.631	5:30.420	1:07.265	20.946	43.7	33:55.538							

Moto3
WORLD CHAMPIONSHIP

Moto2
EUROPEAN CHAMPIONSHIP

EUROPEAN
Talent CUP

EUROPEAN
HAWAIIAN CUP