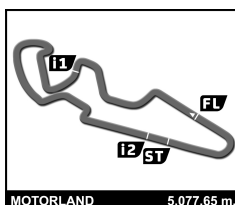




MotorLand Aragón / 7-8 October 2017

SONAX



MOTORLAND 5.077,65 m.

MOTO3 FIM CEV REPSOL MOTORLAND ARAGÓN Qualifying practice 1

Classification

Nr.	Rider	Nat	Team	Bike	Tyres	Time	Lap Total	Gap	Kph
1	71 Dennis Foggia	ITA	JUNIOR TEAM VR46 RIDERS ACADEMY	KTM	DUNLOP	1:58.733	12 13	-	153.9
2	76 Makar Yurchenko	KAZ	REALE AVINTIA ACADEMY	KTM	DUNLOP	1:58.860	9 10	+0.127	153.8
3	5 Jaume Masia Vargas	SPA	CUNA DE CAMPEONES	KTM	DUNLOP	1:58.874	14 14	+0.141	153.8
4	22 Apiwath Wongthananon	THA	VR46 MASTERCAMP TEAM	KTM	DUNLOP	1:58.877	15 15	+0.144	153.7
5	13 Celestino Vietti Ramus	ITA	JUNIOR TEAM VR46 RIDERS ACADEMY	KTM	DUNLOP	1:58.961	13 14	+0.228	153.6
6	32 Ai Ogura	JPN	ASIA TALENT TEAM	HONDA	DUNLOP	1:58.975	15 17	+0.242	153.6
7	21 Alonso López González	SPA	JUNIOR TEAM ESTRELLA GALICIA 0,0	HONDA	DUNLOP	1:58.981	9 12	+0.248	153.6
8	63 Vicente Perez Selfa	SPA	REALE AVINTIA ACADEMY	KTM	DUNLOP	1:59.057	11 12	+0.324	153.5
9	27 Mattia Casadei	ITA	SIC58 SQUADRA CORSE	HONDA	DUNLOP	1:59.071	13 14	+0.338	153.5
10	86 Charlie Nesbitt	GBR	JUNIOR TEAM ESTRELLA GALICIA 0,0	HONDA	DUNLOP	1:59.140	15 15	+0.407	153.4
11	55 Yari Montella	ITA	SIC58 SQUADRA CORSE	HONDA	DUNLOP	1:59.166	13 14	+0.433	153.4
12	52 Jeremy Alcoba Ferrer	SPA	JUNIOR TEAM ESTRELLA GALICIA 0,0	HONDA	DUNLOP	1:59.177	14 15	+0.444	153.4
13	82 Stefano Nepa	ITA	NRT JUNIOR TEAM	KTM	DUNLOP	1:59.190	12 14	+0.457	153.3
14	31 Kazuki Masaki	JPN	ASIA TALENT TEAM	HONDA	DUNLOP	1:59.538	16 18	+0.805	152.9
15	47 Aaron Polanco Muñoz	SPA	LEOPARD JUNIOR TEAM	HONDA	DUNLOP	1:59.713	13 13	+0.980	152.7
16	81 Aleix Viu Cotoli	SPA	42MOTORSPORT	KTM	DUNLOP	2:00.100	4 17	+1.367	152.2
17	35 Somkiat Chantira	THA	AP HONDA RACING TEAM	HONDA	DUNLOP	2:00.290	9 17	+1.557	151.9
18	12 Filip Salac	CZE	MONTAZE BROZ RACING TEAM	KTM	DUNLOP	2:00.333	14 15	+1.600	151.9
19	34 Andi Farid Izdihar	INA	ASTRA HONDA RACING TEAM	HONDA	DUNLOP	2:00.340	17 17	+1.607	151.9
20	33 Yuki Kunii	JPN	ASIA TALENT TEAM	HONDA	DUNLOP	2:00.398	17 17	+1.665	151.8
21	88 Brunopalazzese Ieraci	ITA	TM RACING FACTORY TEAM	TM RACING	DUNLOP	2:00.433	10 15	+1.700	151.8
22	8 Gabriel Martínez-Abrego Cantú	MEX	MOTOMEX TEAM MOTO3	KTM	DUNLOP	2:00.476	14 16	+1.743	151.7
23	67 Gerard Riu I Malé	SPA	MAHINDRA LAGLISSE TEAM	MAHINDRA	DUNLOP	2:00.560	12 14	+1.827	151.6
24	14 Sergio García Dols	SPA	JUNIOR TEAM ESTRELLA GALICIA 0,0	HONDA	DUNLOP	2:00.574	4 7	+1.841	151.6
25	69 Rory Skinner	GBR	RACING STEPS FOUNDATION/KRIK	KTM	DUNLOP	2:00.600	4 12	+1.867	151.6
26	50 Jason Dupasquier	SWI	CARXPRT INTERWETTEN JUNIOR MOTO3	KTM	DUNLOP	2:00.737	15 17	+2.004	151.4
27	28 Loran Faber	NED	DUTCH RACING TEAM	HONDA	DUNLOP	2:00.737	17 17	+2.004	151.4
28	23 Raúl Fernández González	SPA	MRW-MAHINDRA-ASPAR TEAM	MAHINDRA	DUNLOP	2:00.746	12 13	+2.013	151.4
29	99 Angel Lorente Molina	SPA	CUNA DE CAMPEONES	MIR RACING	DUNLOP	2:00.816	4 15	+2.083	151.3
30	11 Daniel Jones	GBR	RACING STEPS FOUNDATION/KRIK	KTM	DUNLOP	2:00.847	12 14	+2.114	151.2
31	17 Riccardo Rossi	ITA	JHK T-SHIRT	HUSQVARNA	DUNLOP	2:00.912	12 13	+2.179	151.2
32	77 Lorenzo Petrarca	ITA	JHK T-SHIRT	HUSQVARNA	DUNLOP	2:00.919	11 12	+2.186	151.2
33	48 Andrea Cavaliere	ITA	JHK T-SHIRT	HUSQVARNA	DUNLOP	2:01.120	12 13	+2.387	150.9
34	9 Kasma Kasmayudin	MAL	PETRONAS SPRINTA RACING	HONDA	DUNLOP	2:01.308	6 15	+2.575	150.7
35	7 Tim Georgi	GER	KIEFER RACING	KTM	DUNLOP	2:01.505	7 12	+2.772	150.4
36	65 Josh Owens	GBR	PROMORACING	KALEX	DUNLOP	2:01.890	18 18	+3.157	149.9
37	16 Alex Ruiz Carranza	SPA	MRW-MAHINDRA-ASPAR TEAM	MAHINDRA	DUNLOP	2:02.068	4 16	+3.335	149.7
38	18 Ryan Van De Lagemaat	NED	LAGEMAAT RACING	KTM	DUNLOP	2:02.776	10 17	+4.043	148.9
39	84 Ivan Miralles Rodríguez	SPA	CUNA DE CAMPEONES	MIR RACING	DUNLOP	2:03.092	10 11	+4.359	148.5
40	19 Rufino Florido Sánchez	SPA	MAHINDRA LAGLISSE TEAM	MAHINDRA	DUNLOP	2:03.106	5 15	+4.373	148.5
41	6 Dirk Geiger	GER	KIEFER RACING	KTM	DUNLOP	2:04.070	10 15	+5.337	147.3
42	96 Brandon Paasch	USA	PROMORACING	KTM	DUNLOP	2:04.219	15 17	+5.486	147.1
43	24 Chandler Cooper	AUS	PROMORACING	KTM	DUNLOP	2:04.489	15 17	+5.756	146.8

Max. qual. time: 2:10.606

36	Oscar Gutierrez Iglesias	SPA	LEOPARD JUNIOR TEAM	HONDA	DUNLOP				
45	Clément Rougé	FRA	TEAM C - RACER	KALEX	DUNLOP				

Fastest Lap	Lap 12	Dennis Foggia	1:58.733	153.9 Kph
-------------	--------	---------------	----------	-----------

Qualifying Time: 2:10.606

Published at:

Track Status: **DRY**

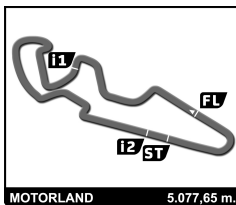
Race Director:	Timekeeper:
----------------	-------------





MotorLand Aragón / 7-8 October 2017

DORNA rfm



MOTO3 FIM CEV REPSOL MOTORLAND ARAGÓN Qualifying practice 1

Best Sector Times

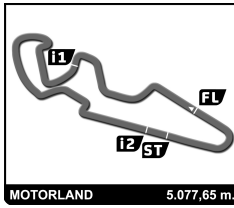
SECTOR 1			SECTOR 2			SECTOR 3				
Pos	Rider	Time	Rider	Time	Rider	Time	Pos	Rider	Ideal Lap	Best Lap
1	71 D.Foggia	33.170	21 A.López González	1:03.946	22 A.Wongthananon	21.093	1	71 D.Foggia	1:58.537	1:58.733 (1)
2	5 J.Masia Vargas	33.180	71 D.Foggia	1:04.030	86 C.Nesbitt	21.155	2	5 J.Masia Vargas	1:58.568	1:58.874 (3)
3	13 C.Viatti Ramus	33.333	13 C.Viatti Ramus	1:04.062	21 A.López González	21.219	3	21 A.López González	1:58.621	1:58.981 (7)
4	32 A.Ogura	33.350	63 V.Perez Selifa	1:04.086	27 M.Casadei	21.236	4	22 A.Wongthananon	1:58.755	1:58.877 (4)
5	52 J.Alcoba Ferrer	33.350	5 J.Masia Vargas	1:04.097	52 J.Alcoba Ferrer	21.240	5	52 J.Alcoba Ferrer	1:58.804	1:59.177 (12)
6	55 Y.Montella	33.395	76 M.Yurchenko	1:04.121	82 S.Nepa	21.242	6	76 M.Yurchenko	1:58.809	1:58.860 (2)
7	76 M.Yurchenko	33.441	22 A.Wongthananon	1:04.203	76 M.Yurchenko	21.247	7	13 C.Viatti Ramus	1:58.836	1:58.961 (5)
8	82 S.Nepa	33.443	52 J.Alcoba Ferrer	1:04.214	35 S.Chantra	21.273	8	32 A.Ogura	1:58.852	1:58.975 (6)
9	21 A.López González	33.456	32 A.Ogura	1:04.226	32 A.Ogura	21.276	9	63 V.Perez Selifa	1:58.882	1:59.057 (8)
10	22 A.Wongthananon	33.459	27 M.Casadei	1:04.366	63 V.Perez Selifa	21.287	10	27 M.Casadei	1:59.071	1:59.071 (9)
11	27 M.Casadei	33.469	47 A.Polanco Muñoz	1:04.366	81 A.Viu Cotoli	21.287	11	86 C.Nesbitt	1:59.084	1:59.140 (10)
12	31 K.Masaki	33.477	86 C.Nesbitt	1:04.388	5 J.Masia Vargas	21.291	12	55 Y.Montella	1:59.155	1:59.166 (11)
13	63 V.Perez Selifa	33.509	55 Y.Montella	1:04.452	55 Y.Montella	21.308	13	82 S.Nepa	1:59.169	1:59.190 (13)
14	47 A.Polanco Muñoz	33.518	31 K.Masaki	1:04.465	14 S.García Dols	21.316	14	47 A.Polanco Muñoz	1:59.437	1:59.713 (15)
15	14 S.García Dols	33.528	82 S.Nepa	1:04.484	8 G.Martínez-Abrego Cantú	21.322	15	31 K.Masaki	1:59.495	1:59.538 (14)
16	86 C.Nesbitt	33.541	35 S.Chantra	1:04.719	71 D.Foggia	21.337	16	35 S.Chantra	1:59.823	2:00.290 (17)
17	67 G.Riu I Malé	33.729	34 A.Farid Izdihar	1:04.765	69 R.Skinner	21.430	17	81 A.Viu Cotoli	1:59.991	2:00.100 (16)
18	88 B.Ieraci	33.769	12 F.Salac	1:04.807	13 C.Viatti Ramus	21.441	18	14 S.García Dols	2:00.084	2:00.574 (24)
19	33 Y.Kunii	33.774	81 A.Viu Cotoli	1:04.838	11 D.Jones	21.465	19	34 A.Farid Izdihar	2:00.120	2:00.340 (19)
20	34 A.Farid Izdihar	33.792	88 B.Ieraci	1:04.936	67 G.Riu I Malé	21.492	20	88 B.Ieraci	2:00.308	2:00.433 (21)
21	23 R.Fernández González	33.820	33 Y.Kunii	1:04.953	28 L.Faber	21.513	21	12 F.Salac	2:00.312	2:00.333 (18)
22	17 R.Rossi	33.824	50 J.Dupasquier	1:04.962	48 A.Cavaliere	21.529	22	8 G.Martínez-Abrego Cantú	2:00.337	2:00.476 (22)
23	35 S.Chantra	33.831	8 G.Martínez-Abrego Cantú	1:05.075	50 J.Dupasquier	21.548	23	33 Y.Kunii	2:00.342	2:00.398 (20)
24	77 L.Petrarca	33.834	23 R.Fernández González	1:05.142	47 A.Polanco Muñoz	21.553	24	69 R.Skinner	2:00.499	2:00.600 (25)
25	69 R.Skinner	33.842	17 R.Rossi	1:05.147	31 K.Masaki	21.553	25	67 G.Riu I Malé	2:00.510	2:00.560 (23)
26	81 A.Viu Cotoli	33.866	48 A.Cavaliere	1:05.161	34 A.Farid Izdihar	21.563	26	11 D.Jones	2:00.588	2:00.847 (30)
27	99 A.Lorente Molina	33.887	11 D.Jones	1:05.185	7 T.Georgi	21.599	27	50 J.Dupasquier	2:00.589	2:00.737 (27)
28	12 F.Salac	33.897	77 L.Petrarca	1:05.206	88 B.Ieraci	21.603	28	17 R.Rossi	2:00.611	2:00.912 (31)
29	11 D.Jones	33.938	69 R.Skinner	1:05.227	12 F.Salac	21.608	29	23 R.Fernández González	2:00.682	2:00.746 (28)
30	8 G.Martínez-Abrego Cantú	33.940	14 S.García Dols	1:05.240	33 Y.Kunii	21.615	30	48 A.Cavaliere	2:00.694	2:01.120 (33)
31	28 L.Faber	33.978	28 L.Faber	1:05.244	9 K.Kasmayudin	21.625	31	28 L.Faber	2:00.735	2:00.737 (26)
32	48 A.Cavaliere	34.004	99 A.Lorente Molina	1:05.274	17 R.Rossi	21.640	32	99 A.Lorente Molina	2:00.807	2:00.816 (29)
33	50 J.Dupasquier	34.079	67 G.Riu I Malé	1:05.289	99 A.Lorente Molina	21.646	33	77 L.Petrarca	2:00.809	2:00.919 (32)
34	9 K.Kasmayudin	34.154	9 K.Kasmayudin	1:05.529	23 R.Fernández González	21.720	34	9 K.Kasmayudin	2:01.308	2:01.308 (34)
35	65 J.Owens	34.162	7 T.Georgi	1:05.605	77 L.Petrarca	21.769	35	7 T.Georgi	2:01.467	2:01.505 (35)
36	7 T.Georgi	34.263	65 J.Owens	1:05.754	65 J.Owens	21.787	36	65 J.Owens	2:01.703	2:01.890 (36)
37	16 A.Ruiz Carranza	34.293	16 A.Ruiz Carranza	1:05.918	84 I.Miralles Rodríguez	21.792	37	16 A.Ruiz Carranza	2:02.007	2:02.068 (37)
38	84 I.Miralles Rodríguez	34.389	18 R.Van De Lagemaat	1:06.085	16 A.Ruiz Carranza	21.796	38	18 R.Van De Lagemaat	2:02.440	2:02.776 (38)
39	18 R.Van De Lagemaat	34.509	84 I.Miralles Rodríguez	1:06.499	18 R.Van De Lagemaat	21.846	39	84 I.Miralles Rodríguez	2:02.680	2:03.092 (39)
40	19 R.Florido Sánchez	34.568	19 R.Florido Sánchez	1:06.519	19 R.Florido Sánchez	21.940	40	19 R.Florido Sánchez	2:03.027	2:03.106 (40)
41	96 B.Paasch	34.786	6 D.Geiger	1:06.838	6 D.Geiger	22.128	41	24 C.Cooper	2:03.949	2:04.489 (43)
42	24 C.Cooper	34.840	24 C.Cooper	1:06.922	24 C.Cooper	22.187	42	6 D.Geiger	2:03.992	2:04.070 (41)
43	6 D.Geiger	35.026	96 B.Paasch	1:07.089	96 B.Paasch	22.220	43	96 B.Paasch	2:04.095	2:04.219 (42)
44	45 C.Rougé	35.980	45 C.Rougé	1:16.516	45 C.Rougé	26.069	44	45 C.Rougé	2:18.565	





MotorLand Aragón / 7-8 October 2017

DORNA



MOTO3

FIM CEV REPSOL MOTORLAND ARAGÓN After Qualifying practice 1

Event maximum speed

Rider	Team	Bike	Class T. Speed	Lap	Session
50 Jason Dupasquier	CARXPRT INTERWETTEN JUNIOR MOTO3	KTM	240.0	5	Qualifying practice 1
5 Jaume Masia Vargas	CUNA DE CAMPEONES	KTM	237.4	12	Qualifying practice 1
55 Yari Montella	SIC58 SQUADRA CORSE	HONDA	236.3	11	Qualifying practice 1
28 Loran Faber	DUTCH RACING TEAM	HONDA	235.3	5	Qualifying practice 1
31 Kazuki Masaki	ASIA TALENT TEAM	HONDA	235.3	9	Qualifying practice 1
35 Somkiat Chanttra	AP HONDA RACING TEAM	HONDA	235.3	4	Qualifying practice 1
81 Aleix Viu Cotoli	42MOTORSPORT	KTM	234.3	13	Qualifying practice 1
47 Aaron Polanco Muñoz	LEOPARD JUNIOR TEAM	HONDA	233.8	10	Qualifying practice 1
63 Vicente Perez Selfa	REALE AVINTIA ACADEMY	KTM	233.8	10	Qualifying practice 1
67 Gerard Riu I Malé	MAHINDRA LAGLISSE TEAM	MAHINDRA	233.8	6	Qualifying practice 1
8 Gabriel Martínez-Abrego Cantú	MOTOMEX TEAM MOTO3	KTM	233.8	5	Qualifying practice 1
12 Filip Salac	MONTAZE BROZ RACING TEAM	KTM	233.3	12	Qualifying practice 1
69 Rory Skinner	RACING STEPS FOUNDATION/KRP	KTM	233.3	5	Qualifying practice 1
48 Andrea Cavaliere	JHK T-SHIRT	HUSQVARNA	232.8	6	Qualifying practice 1
7 Tim Georgi	KIEFER RACING	KTM	232.8	3	Qualifying practice 1
76 Makar Yurchenko	REALE AVINTIA ACADEMY	KTM	232.8	8	Qualifying practice 1
11 Daniel Jones	RACING STEPS FOUNDATION/KRP	KTM	232.3	10	Qualifying practice 1
13 Celestino Vietti Ramus	JUNIOR TEAM VR46 RIDERS ACADEMY	KTM	232.3	2	Qualifying practice 1
14 Sergio García Dols	JUNIOR TEAM ESTRELLA GALICIA 0,0	HONDA	232.3	6	Qualifying practice 1
34 Andi Farid Izdihar	ASTRA HONDA RACING TEAM	HONDA	232.3	5	Qualifying practice 1
52 Jeremy Alcoba Ferrer	JUNIOR TEAM ESTRELLA GALICIA 0,0	HONDA	232.3	2	Qualifying practice 1
71 Dennis Foggia	JUNIOR TEAM VR46 RIDERS ACADEMY	KTM	232.3	1	Qualifying practice 1
82 Stefano Nepa	NRT JUNIOR TEAM	KTM	232.3	12	Qualifying practice 1
21 Alonso López González	JUNIOR TEAM ESTRELLA GALICIA 0,0	HONDA	231.8	5	Qualifying practice 1
22 Apiwath Wongthananon	VR46 MASTERCAMP TEAM	KTM	231.8	1	Qualifying practice 1
32 Ai Ogura	ASIA TALENT TEAM	HONDA	231.8	3	Qualifying practice 1
86 Charlie Nesbitt	JUNIOR TEAM ESTRELLA GALICIA 0,0	HONDA	231.8	1	Qualifying practice 1
27 Mattia Casadei	SIC58 SQUADRA CORSE	HONDA	231.3	13	Qualifying practice 1
16 Alex Ruiz Carranza	MRW-MAHINDRA-ASPAR TEAM	MAHINDRA	230.3	2	Qualifying practice 1
33 Yuki Kunii	ASIA TALENT TEAM	HONDA	230.3	7	Qualifying practice 1
9 Kasma Kasmayudin	PETRONAS SPRINTA RACING	HONDA	230.3	1	Qualifying practice 1
17 Riccardo Rossi	JHK T-SHIRT	HUSQVARNA	229.3	6	Qualifying practice 1
6 Dirk Geiger	KIEFER RACING	KTM	229.3	15	Qualifying practice 1
23 Raúl Fernández González	MRW-MAHINDRA-ASPAR TEAM	MAHINDRA	228.3	1	Qualifying practice 1
99 Angel Lorente Molina	CUNA DE CAMPEONES	MIR RACING	227.8	2	Qualifying practice 1
19 Rufino Florido Sánchez	MAHINDRA LAGLISSE TEAM	MAHINDRA	227.4	1	Qualifying practice 1
88 Brunopalazzese Ieraci	TM RACING FACTORY TEAM	TM RACING	226.9	10	Qualifying practice 1
84 Ivan Miralles Rodríguez	CUNA DE CAMPEONES	MIR RACING	226.4	9	Qualifying practice 1
18 Ryan Van De Lagemaat	LAGEMAAT RACING	KTM	225.0	9	Qualifying practice 1
24 Chandler Cooper	PROMORACING	KTM	224.5	14	Qualifying practice 1
65 Josh Owens	PROMORACING	KALEX	224.5	18	Qualifying practice 1
96 Brandon Paasch	PROMORACING	KTM	224.1	15	Qualifying practice 1
77 Lorenzo Petrarca	JHK T-SHIRT	HUSQVARNA	223.1	11	Qualifying practice 1
45 Clément Rougé	TEAM C - RACER	KALEX	179.7	1	Qualifying practice 1





Moto3 JUNIOR
WORLD CHAMPIONSHIP

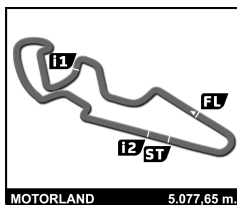
Moto2
EUROPEAN CHAMPIONSHIP

EUROPEAN
Talent CUP

EUROPEAN
KAWASAKI Z CUP

MotorLand Aragón / 7-8 October 2017

DORNA



MOTO3

FIM CEV REPSOL MOTORLAND ARAGÓN Qualifying practice 1

Fastest Lap Sequence

Practice Time	Rider	Team	Bike	Class	Time	Kph	Lap
4:19.829	24 Chandler Cooper	PROMORACING	KTM		2:06.700	144.3	2
4:42.136	71 Dennis Foggia	JUNIOR TEAM VR46 RIDERS ACADEMY	KTM		1:59.976	152.3	2
6:41.865	71 Dennis Foggia	JUNIOR TEAM VR46 RIDERS ACADEMY	KTM		1:59.729	152.7	3
6:50.271	5 Jaume Masia Vargas	CUNA DE CAMPEONES	KTM		1:58.975	153.6	3
12:39.368	71 Dennis Foggia	JUNIOR TEAM VR46 RIDERS ACADEMY	KTM		1:58.923	153.7	6
14:38.280	71 Dennis Foggia	JUNIOR TEAM VR46 RIDERS ACADEMY	KTM		1:58.912	153.7	7
36:02.555	71 Dennis Foggia	JUNIOR TEAM VR46 RIDERS ACADEMY	KTM		1:58.900	153.7	11
38:01.288	71 Dennis Foggia	JUNIOR TEAM VR46 RIDERS ACADEMY	KTM		1:58.733	153.9	12

Moto3 JUNIOR
WORLD CHAMPIONSHIP

Moto2
EUROPEAN CHAMPIONSHIP

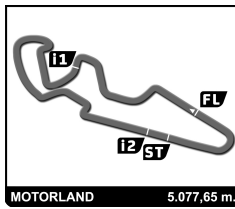
EUROPEAN
Talent CUP

EUROPEAN
KAWASAKI Z CUP



MotorLand Aragón / 7-8 October 2017

DORNA



MOTO3 FIM CEV REPSOL MOTORLAND ARAGÓN Qualifying practice 1

Analysis

■ Personal Best ■ Session Best ■ Crossing the finish line in pit lane

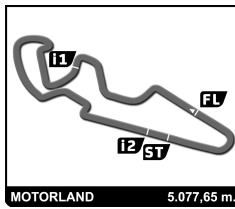
Lap	Time	Sector 1	Sector 2	Sector 3	Kph	Elapsed	Lap	Time	Sector 1	Sector 2	Sector 3	Kph	Elapsed	
5	Jaume Masia Vargas SPA							5	2:00.516	33.949	1:05.075	21.492	151.7	10:52.727
	CUNA DE CAMPEONES KTM							6	2:05.496	35.060	1:07.952	22.484	145.6	12:58.223
	1	2:50.162	1:21.404	1:07.242	21.516	107.4	7	2:10.073 B	36.571	1:07.398	26.104	140.5	15:08.296	
	2	2:01.134	34.683	1:05.065	21.386	150.9	8	5:34.752	4:05.354	1:07.124	22.274	54.6	20:43.048	
	3	1:58.975	33.273	1:04.411	21.291	153.6	9	2:05.621	35.532	1:08.032	22.057	145.5	22:48.669	
	4	1:59.413	33.480	1:04.420	21.513	153.1	10	2:02.434	34.439	1:05.991	22.004	149.3	24:51.103	
	5	2:05.939 B	33.549	1:05.277	27.113	145.1	11	2:07.093 B	34.700	1:06.401	25.992	143.8	26:58.196	
	6	4:52.852	3:23.917	1:07.152	21.783	62.4	12	6:05.199	4:26.452	1:14.554	24.193	50.0	33:03.395	
	7	2:00.676	33.580	1:05.260	21.836	151.5	13	2:00.680	33.940	1:05.096	21.644	151.5	35:04.075	
	8	2:00.336	33.731	1:04.746	21.859	151.9	14	2:00.476	34.017	1:05.137	21.322	151.7	37:04.551	
	9	2:00.446	33.698	1:04.998	21.750	151.7	15	2:01.520	34.334	1:05.445	21.741	150.4	39:06.071	
	10	2:08.175 B	34.907	1:06.617	26.651	142.6	16	2:12.057	34.595	1:14.540	22.922	138.4	41:18.128	
	11	10:09.436	8:38.451	1:09.492	21.493	30.0								
	12	1:59.028	33.384	1:04.341	21.303	153.6								
	13	1:58.694	33.180	1:04.105	21.409	154.0								
	14	1:58.874	33.413	1:04.097	21.364	153.8								
6	Dirk Geiger GER							9	Kasma Kasmayudin MAL					
	KIEFER RACING KTM								PETRONAS SPRINTA RACING HONDA					
	1	3:15.178	1:40.179	1:11.993	23.006	93.6	1	2:44.627	1:03.972	1:18.768	21.887	111.0	2:44.627	
	2	2:07.839	35.956	1:09.243	22.640	143.0	2	2:02.815	34.896	1:06.204	21.715	148.8	4:47.442	
	3	2:06.416	35.699	1:08.408	22.309	144.6	3	2:12.606	34.447	1:16.433	21.726	137.8	7:00.048	
	4	2:06.528	35.823	1:08.104	22.601	144.5	4	2:01.418	34.226	1:05.553	21.639	150.5	9:01.466	
	5	2:04.762	35.111	1:07.312	22.339	146.5	5	2:08.110	37.554	1:08.559	21.997	142.7	11:09.576	
	6	2:18.033 B	35.109	1:14.398	28.526	132.4	6	2:01.308	34.154	1:05.529	21.625	150.7	13:10.884	
	7	7:29.222	5:56.973	1:09.762	22.487	40.7	7	2:02.062	34.285	1:05.901	21.876	149.7	15:12.946	
	8	2:07.302	35.688	1:09.353	22.261	143.6	8	2:02.615	34.308	1:06.166	22.141	149.1	17:15.561	
	9	2:04.742	35.286	1:07.279	22.177	146.5	9	2:14.201 B	37.266	1:08.648	28.287	136.2	19:29.762	
	10	2:04.070	35.026	1:06.838	22.206	147.3	10	10:59.184	9:31.325	1:05.984	21.875	27.7	30:28.946	
	11	2:11.220 B	35.155	1:08.325	27.740	139.3	11	2:05.421	34.277	1:09.114	22.030	145.7	32:34.367	
	12	5:41.824	4:03.912	1:15.168	22.744	53.5	12	2:02.401	34.371	1:05.620	22.410	149.3	34:36.768	
	13	2:06.878	35.426	1:09.038	22.414	144.1	13	2:08.815	37.084	1:09.866	21.865	141.9	36:45.583	
	14	2:04.912	35.362	1:07.228	22.322	146.3	14	2:02.286	34.463	1:05.864	21.959	149.5	38:47.869	
	15	2:04.155	35.059	1:06.968	22.128	147.2	15	2:01.999	34.585	1:05.633	21.781	149.8	40:49.868	
7	Tim Georgi GER							11	Daniel Jones GBR					
	KIEFER RACING KTM								RACING STEPS FOUNDATION/KRP KTM					
	1	2:46.756	1:04.725	1:19.763	22.268	109.6	1	3:34.588	2:01.133	1:11.246	22.209	85.2	3:34.588	
	2	2:11.375	40.363	1:09.051	21.961	139.1	2	2:04.756	34.758	1:07.775	22.223	146.5	5:39.344	
	3	2:08.557	40.256	1:06.587	21.714	142.2	3	2:01.675	34.252	1:05.671	21.752	150.2	7:41.019	
	4	2:03.479	35.593	1:06.223	21.663	148.0	4	2:01.437	34.399	1:05.492	21.546	150.5	9:42.456	
	5	2:01.846	34.351	1:05.896	21.599	150.0	5	2:00.999	34.097	1:05.437	21.465	151.1	11:43.455	
	6	2:01.612	34.317	1:05.642	21.653	150.3	6	2:05.232	34.417	1:08.827	21.988	145.9	13:48.687	
	7	2:01.505	34.263	1:05.605	21.637	150.4	7	2:05.632 B	34.375	1:05.457	25.800	145.5	15:54.319	
	8	2:09.356 B	35.162	1:07.706	26.488	141.3	8	7:28.664	5:56.709	1:10.205	21.750	40.7	23:22.983	
	9	10:40.321	8:49.237	1:27.972	23.112	28.5	9	2:00.952	34.092	1:05.286	21.574	151.1	25:23.935	
	10	2:10.839 B	35.137	1:09.787	25.915	139.7	10	2:01.096	33.938	1:05.266	21.892	150.9	27:25.031	
	11	2:48.100	1:03.507	1:21.213	23.380	108.7	11	2:06.612	35.086	1:10.045	21.481	144.4	29:31.643	
	12	2:10.894 B	34.933	1:08.580	27.381	139.6	12	2:00.847	34.133	1:05.185	21.529	151.2	31:32.490	
8	Gabriel Martínez-Abrego Cantú MEX							12	Filip Salac CZE					
	MOTOMEX TEAM MOTO3 KTM								MONTAZE BROZ RACING TEAM KTM					
	1	2:45.982	1:15.296	1:08.616	22.070	110.1	1	2:44.560	1:14.123	1:08.284	22.153	111.1	2:44.560	
	2	2:03.279	34.873	1:06.598	21.808	148.3	2	2:03.152	34.596	1:06.474	22.082	148.4	4:47.712	
	3	2:01.675	34.185	1:05.803	21.687	150.2	3	2:02.009	34.592	1:05.504	21.913	149.8	6:49.721	
	4	2:01.275	34.110	1:05.477	21.688	150.7	4	2:00.954	34.209	1:05.093	21.652	151.1	8:50.675	
							5	2:01.559	34.263	1:05.670	21.626	150.4	10:52.234	
							6	2:01.352	34.238	1:05.265	21.849	150.6	12:53.586	
							7	2:01.123	33.969	1:05.268	21.886	150.9	14:54.709	





MotorLand Aragón / 7-8 October 2017

DORNA



MOTO3 FIM CEV REPSOL MOTORLAND ARAGÓN Qualifying practice 1

Analysis

■ Personal Best ■ Session Best B Crossing the finish line in pit lane

Lap	Time	Sector 1	Sector 2	Sector 3	Kph	Elapsed
8	2:00.908	34.117	1:05.123	21.668	151.2	16:55.617
9	2:01.407	34.299	1:05.343	21.765	150.5	18:57.024
10	2:12.029B	36.223	1:08.331	27.475	138.4	21:09.053
11	11:54.299	...	1:18.094	23.775	25.6	33:03.352
12	2:00.814	34.077	1:05.129	21.608	151.3	35:04.166
13	2:03.706	36.667	1:05.196	21.843	147.7	37:07.872
14	2:00.333	33.897	1:04.807	21.629	151.9	39:08.205
15	2:01.040	34.193	1:05.044	21.803	151.0	41:09.245

13 Celestino Vietti Ramus							ITA
JUNIOR TEAM VR46 RIDERS ACADI							KTM
1	2:42.842	1:14.025	1:07.088	21.729	112.2	2:42.842	
2	2:02.954	34.514	1:06.825	21.615	148.7	4:45.796	
3	2:00.701	33.896	1:05.070	21.735	151.4	6:46.497	
4	2:01.026	33.887	1:05.263	21.876	151.0	8:47.523	
5	2:04.313	36.634	1:05.923	21.756	147.0	10:51.836	
6	2:20.187B	38.100	1:13.983	28.104	130.4	13:12.023	
7	6:39.908	5:00.783	1:16.307	22.818	45.7	19:51.931	
8	2:03.469	34.323	1:06.801	22.345	148.0	21:55.400	
9	2:01.710	34.203	1:05.531	21.976	150.2	23:57.110	
10	2:20.375B	38.776	1:11.816	29.783	130.2	26:17.485	
11	7:47.778	6:15.732	1:10.499	21.547	39.1	34:05.263	
12	1:59.507	33.557	1:04.509	21.441	152.9	36:04.770	
13	1:58.961	33.333	1:04.062	21.566	153.6	38:03.731	
14	2:00.108	33.757	1:04.660	21.691	152.2	40:03.839	

14 Sergio García Dols							SPA
JUNIOR TEAM ESTRELLA GALICIA (HONDA
1	2:54.461	1:25.723	1:07.239	21.499	104.8	2:54.461	
2	2:00.819	33.528	1:05.950	21.341	151.3	4:55.280	
3	2:00.777	33.888	1:05.268	21.621	151.3	6:56.057	
4	2:00.574	33.835	1:05.240	21.499	151.6	8:56.631	
5	2:00.677	33.962	1:05.399	21.316	151.5	10:57.308	
6	2:08.243B	34.819	1:07.066	26.358	142.5	13:05.551	
7	6:13.420	4:33.228	1:18.064	22.128	48.9	19:18.971	

16 Alex Ruiz Carranza							SPA
MRW-MAHINDRA-ASPAR TEAM							MAHINDRA
1	2:51.052	1:19.917	1:09.236	21.899	106.9	2:51.052	
2	2:04.617	35.422	1:07.399	21.796	146.7	4:55.669	
3	2:03.264	35.139	1:06.322	21.803	148.3	6:58.933	
4	2:02.068	34.293	1:05.918	21.857	149.7	9:01.001	
5	2:10.355B	34.620	1:06.871	28.864	140.2	11:11.356	
6	5:19.671	3:48.873	1:08.692	22.106	57.2	16:31.027	
7	2:03.204	34.732	1:06.317	22.155	148.3	18:34.231	
8	2:07.355	35.678	1:09.445	22.232	143.5	20:41.586	
9	2:02.437	34.502	1:05.986	21.949	149.3	22:44.023	
10	2:02.754	34.749	1:06.127	21.878	148.9	24:46.777	
11	2:10.143B	34.757	1:06.307	29.079	140.4	26:56.920	
12	5:36.539	4:07.680	1:06.834	22.025	54.3	32:33.459	
13	2:03.266	34.679	1:06.219	22.368	148.3	34:36.725	
14	2:12.831B	36.181	1:09.427	27.223	137.6	36:49.556	
15	2:21.633	53.578	1:06.165	21.890	129.0	39:11.189	
16	2:02.666	34.599	1:06.149	21.918	149.0	41:13.855	

17 Riccardo Rossi							ITA
JHK T-SHIRT							HUSQVARNA
1	2:51.052	1:19.917	1:09.236	21.899	106.9	2:51.052	
2	2:04.617	35.422	1:07.399	21.796	146.7	4:55.669	
3	2:03.264	35.139	1:06.322	21.803	148.3	6:58.933	
4	2:02.068	34.293	1:05.918	21.857	149.7	9:01.001	
5	2:10.355B	34.620	1:06.871	28.864	140.2	11:11.356	
6	5:19.671	3:48.873	1:08.692	22.106	57.2	16:31.027	
7	2:03.204	34.732	1:06.317	22.155	148.3	18:34.231	
8	2:07.355	35.678	1:09.445	22.232	143.5	20:41.586	
9	2:02.437	34.502	1:05.986	21.949	149.3	22:44.023	
10	2:02.754	34.749	1:06.127	21.878	148.9	24:46.777	
11	2:10.143B	34.757	1:06.307	29.079	140.4	26:56.920	
12	5:36.539	4:07.680	1:06.834	22.025	54.3	32:33.459	
13	2:03.266	34.679	1:06.219	22.368	148.3	34:36.725	
14	2:12.831B	36.181	1:09.427	27.223	137.6	36:49.556	
15	2:21.633	53.578	1:06.165	21.890	129.0	39:11.189	
16	2:02.666	34.599	1:06.149	21.918	149.0	41:13.855	

Lap	Time	Sector 1	Sector 2	Sector 3	Kph	Elapsed
1	2:46.995	1:15.714	1:09.020	22.261	109.4	2:46.995
2	2:03.945	34.797	1:07.056	22.092	147.5	4:50.940
3	2:03.330	34.596	1:06.430	22.304	148.2	6:54.270
4	2:02.726	34.358	1:06.341	22.027	148.9	8:56.996
5	2:02.187	34.265	1:06.103	21.819	149.6	10:59.183
6	2:02.141	34.461	1:05.962	21.718	149.6	13:01.324
7	2:02.350	34.355	1:06.145	21.850	149.4	15:03.674
8	2:12.799B	35.284	1:08.551	28.964	137.6	17:16.473
9	15:44.616	...	1:15.523	22.447	19.3	33:01.089
10	2:01.653	34.249	1:05.562	21.842	150.2	35:02.742
11	2:01.010	34.199	1:05.171	21.640	151.0	37:03.752
12	2:00.912	33.824	1:05.147	21.941	151.2	39:04.664
13	2:01.424	34.047	1:05.719	21.658	150.5	41:06.088

18 Ryan Van De Lagemaat							NED
LAGEMAAT RACING							KTM
1	2:43.589	52.735	1:27.777	23.077	111.7	2:43.589	
2	2:06.444	35.747	1:07.994	22.703	144.5	4:50.033	
3	2:04.877	35.259	1:07.318	22.300	146.4	6:54.910	
4	2:03.788	34.837	1:07.105	21.846	147.6	8:58.698	
5	2:11.831B	37.209	1:07.502	27.120	138.6	11:10.529	
6	4:48.001	3:05.863	1:19.045	23.093	63.5	15:58.530	
7	2:05.500	35.263	1:07.503	22.734	145.6	18:04.030	
8	2:14.324B	36.215	1:09.671	28.438	136.1	20:18.354	
9	2:26.221	56.691	1:07.617	21.913	125.0	22:44.575	
10	2:02.776	34.509	1:06.132	22.135	148.9	24:47.351	
11	2:03.138	34.588	1:06.385	22.165	148.4	26:50.489	
12	2:11.463B	35.436	1:08.128	27.899	139.0	29:01.952	
13	4:01.115	2:28.340	1:09.098	23.677	75.8	33:03.067	
14	2:02.999	34.824	1:06.085	22.090	148.6	35:06.066	
15	2:03.579	35.121	1:06.347	22.111	147.9	37:09.645	
16	2:03.342	34.716	1:06.570	22.056	148.2	39:12.987	
17	2:03.456	34.722	1:06.595	22.139	148.0	41:16.443	

19 Rufino Florido Sánchez							SPA
MAHINDRA LAGLISSE TEAM							MAHINDRA
1	2:55.210	1:24.307	1:08.963	21.940	104.3	2:55.210	
2	2:06.248	36.272	1:07.690	22.286	144.8	5:01.458	
3	2:05.147	35.967	1:07.117	22.063	146.0	7:06.605	
4	2:05.396	34.914	1:08.494	21.988	145.8	9:12.001	
5	2:03.106	34.568	1:06.536	22.002	148.5	11:15.107	
6	2:10.249B	34.773	1:07.751	27.725	140.3	13:25.356	
7	7:55.824	6:24.849	1:08.963	22.012	38.4	21:21.180	
8	2:03.320	34.725	1:06.544	22.051	148.2	23:24.500	
9	2:03.669	34.839	1:06.625	22.205	147.8	25:28.169	
10	2:03.342	34.640	1:06.519	22.183	148.2	27:31.511	
11	2:03.351	34.596	1:06.637	22.118	148.2	29:34.862	
12	2:10.492B	34.998	1:07.620	27.874	140.1	31:45.354	
13	4:52.326	3:22.344	1:07.666	22.316	62.5	36:37.680	
14	2:03.330	34.619	1:06.622	22.089	148.2	38:41.010	
15	2:03.302	34.624	1:06.603	22.075	148.2	40:44.312	

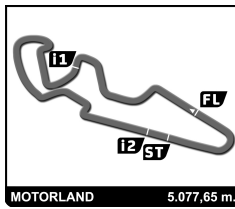
21 Alonso López González							SPA
JUNIOR TEAM ESTRELLA GALICIA (HONDA
1	2:53.162	1:24.177	1:07.232	21.753	105.5	2:53.162	
2	2:01.233	34.241	1:05.566	21.426	150.8	4:54.395	
3	1:59.913	33.865	1:04.713	21.335	152.4	6:54.308	





MotorLand Aragón / 7-8 October 2017

DORNA



MOTO3 FIM CEV REPSOL MOTORLAND ARAGÓN Qualifying practice 1

Analysis

■ Personal Best ■ Session Best ■ Crossing the finish line in pit lane

Lap	Time	Sector 1	Sector 2	Sector 3	Kph	Elapsed
4	1:59.532	33.472	1:04.583	21.477	152.9	8:53.840
5	1:59.112	33.573	1:04.320	21.219	153.4	10:52.952
6	2:05.432	36.283	1:07.697	21.452	145.7	12:58.384
7	2:07.446B	33.752	1:07.679	26.015	143.4	15:05.830
8	17:57.996	...	1:15.867	23.624	17.0	33:03.826
9	1:58.981	33.788	1:03.946	21.247	153.6	35:02.807
10	1:59.162	33.456	1:04.203	21.503	153.4	37:01.969
11	2:03.567	37.236	1:05.035	21.296	147.9	39:05.536
12	1:59.518	33.484	1:04.585	21.449	152.9	41:05.054

22 Apiwath Wongthananon							THA
VR46 MASTERCAMP TEAM							KTM
1	2:43.023	1:14.193	1:07.218	21.612	112.1	2:43.023	
2	2:02.403	34.608	1:06.014	21.781	149.3	4:45.426	
3	2:01.048	33.801	1:05.424	21.823	151.0	6:46.474	
4	2:01.028	34.191	1:05.154	21.683	151.0	8:47.502	
5	2:04.397	36.121	1:06.739	21.537	146.9	10:51.899	
6	2:02.666	35.457	1:05.809	21.400	149.0	12:54.565	
7	2:00.106	33.706	1:05.005	21.395	152.2	14:54.671	
8	2:08.645B	34.076	1:07.412	27.157	142.1	17:03.316	
9	6:11.212	4:40.289	1:09.350	21.573	49.2	23:14.528	
10	2:00.854	33.854	1:05.136	21.864	151.2	25:15.382	
11	2:15.172B	36.232	1:11.209	27.731	135.2	27:30.554	
12	6:35.808	5:03.105	1:11.203	21.500	46.2	34:06.362	
13	1:59.450	33.537	1:04.736	21.177	153.0	36:05.812	
14	1:59.519	33.459	1:04.800	21.260	152.9	38:05.331	
15	1:58.877	33.581	1:04.203	21.093	153.7	40:04.208	

23 Raúl Fernández González							SPA
MRW-MAHINDRA-ASPAR TEAM							MAHINDRA
1	2:51.517	1:21.956	1:07.756	21.805	106.6	2:51.517	
2	2:03.260	34.700	1:06.840	21.720	148.3	4:54.777	
3	2:02.710	34.859	1:05.975	21.876	148.9	6:57.487	
4	2:01.431	34.088	1:05.616	21.727	150.5	8:58.918	
5	2:11.009B	36.083	1:08.050	26.876	139.5	11:09.927	
6	7:31.185	6:01.952	1:07.200	22.033	40.5	18:41.112	
7	2:01.630	33.952	1:05.852	21.826	150.3	20:42.742	
8	2:01.632	33.983	1:05.798	21.851	150.3	22:44.374	
9	2:07.036B	34.570	1:05.977	26.489	143.9	24:51.410	
10	9:13.950	7:41.607	1:10.511	21.832	33.0	34:05.360	
11	2:01.509	33.981	1:05.756	21.772	150.4	36:06.869	
12	2:00.746	33.820	1:05.142	21.784	151.4	38:07.615	
13	2:03.070	35.271	1:05.849	21.950	148.5	40:10.685	

24 Chandler Cooper							AUS
PROMORACING							KTM
1	2:13.129	39.293	1:10.723	23.113	137.3	2:13.129	
2	2:06.700	35.914	1:08.184	22.602	144.3	4:19.829	
3	2:13.313	35.769	1:14.078	23.466	137.1	6:33.142	
4	2:05.310	35.207	1:07.522	22.581	145.9	8:38.452	
5	2:13.029B	35.819	1:09.316	27.894	137.4	10:51.481	
6	6:30.336	4:58.325	1:09.381	22.630	46.8	17:21.817	
7	2:05.672	35.293	1:07.614	22.765	145.4	19:27.489	
8	2:05.260	35.195	1:07.476	22.589	145.9	21:32.749	
9	2:05.544	35.296	1:07.606	22.642	145.6	23:38.293	
10	2:05.011	35.289	1:07.157	22.565	146.2	25:43.304	
11	2:04.897	35.121	1:07.261	22.515	146.3	27:48.201	

Lap	Time	Sector 1	Sector 2	Sector 3	Kph	Elapsed
12	2:04.648	35.062	1:07.016	22.570	146.6	29:52.849
13	2:05.596	35.179	1:07.566	22.851	145.5	31:58.445
14	2:09.847	36.709	1:10.951	22.187	140.8	34:08.292
15	2:04.489	35.046	1:07.012	22.431	146.8	36:12.781
16	2:04.750	35.271	1:06.922	22.557	146.5	38:17.531
17	2:04.606	34.840	1:07.276	22.490	146.7	40:22.137

27 Mattia Casadei							ITA
SIC58 SQUADRA CORSE							HONDA
1	2:45.973	1:15.854	1:07.863	22.256	110.1	2:45.973	
2	2:01.980	34.202	1:06.070	21.708	149.8	4:47.953	
3	2:01.479	33.939	1:05.687	21.853	150.5	6:49.432	
4	2:00.634	33.864	1:05.345	21.425	151.5	8:50.066	
5	2:01.050	33.708	1:05.867	21.475	151.0	10:51.116	
6	2:07.585	37.551	1:08.387	21.647	143.3	12:58.701	
7	2:12.577B	34.978	1:05.358	32.241	137.9	15:11.278	
8	7:24.303	5:53.014	1:09.475	21.814	41.1	22:35.581	
9	2:02.598	34.289	1:05.954	22.355	149.1	24:38.179	
10	2:07.710B	34.379	1:05.723	27.608	143.1	26:45.889	
11	7:19.550	5:48.083	1:09.949	21.518	41.6	34:05.439	
12	1:59.549	33.605	1:04.674	21.270	152.9	36:04.988	
13	1:59.071	33.469	1:04.366	21.236	153.5	38:04.059	
14	1:59.912	33.640	1:04.599	21.673	152.4	40:03.971	

28 Loran Faber							NED
DUTCH RACING TEAM							HONDA
1	2:38.975	59.961	1:16.542	22.472	115.0	2:38.975	
2	2:03.472	34.882	1:06.780	21.810	148.0	4:42.447	
3	2:02.120	34.301	1:05.923	21.896	149.7	6:44.567	
4	2:03.109	34.279	1:06.293	22.537	148.5	8:47.676	
5	2:04.728	35.283	1:07.932	21.513	146.5	10:52.404	
6	2:02.881	35.112	1:06.214	21.555	148.7	12:55.285	
7	2:01.996	34.347	1:05.935	21.714	149.8	14:57.281	
8	2:02.286	34.552	1:05.951	21.783	149.5	16:59.567	
9	2:08.679B	34.743	1:06.824	27.112	142.0	19:08.246	
10	7:59.137	6:29.285	1:07.770	22.082	38.1	27:07.383	
11	2:01.602	34.283	1:05.672	21.647	150.3	29:08.985	
12	2:01.528	34.309	1:05.592	21.627	150.4	31:10.513	
13	2:01.360	34.122	1:05.423	21.815	150.6	33:11.873	
14	2:01.336	34.139	1:05.509	21.688	150.6	35:13.209	
15	2:01.858	34.202	1:05.814	21.842	150.0	37:15.067	
16	2:01.289	34.114	1:05.479	21.696	150.7	39:16.356	
17	2:00.737	33.978	1:05.244	21.515	151.4	41:17.093	

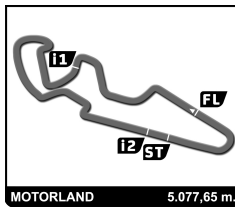
31 Kazuki Masaki							JPN
ASIA TALENT TEAM							HONDA
1	3:34.089	2:03.953	1:08.536	21.600	85.4	3:34.089	
2	2:03.353	34.398	1:07.089	21.866	148.2	5:37.442	
3	2:01.597	34.223	1:05.663	21.711	150.3	7:39.039	
4	2:01.054	34.004	1:05.390	21.660	151.0	9:40.093	
5	2:05.220	36.001	1:07.411	21.808	146.0	11:45.313	
6	2:00.764	33.860	1:05.343	21.561	151.3	13:46.077	
7	2:01.506	34.100	1:05.816	21.590	150.4	15:47.583	
8	2:02.241	34.178	1:05.922	22.141	149.5	17:49.824	
9	2:01.480	34.025	1:05.902	21.553	150.5	19:51.304	
10	2:11.010B	37.615	1:06.577	26.818	139.5	22:02.314	
11	5:27.286	3:57.529	1:07.808	21.949	55.8	27:29.600	





MotorLand Aragón / 7-8 October 2017

DORNA



MOTO3 FIM CEV REPSOL MOTORLAND ARAGÓN Qualifying practice 1

Analysis

Personal Best Session Best Crossing the finish line in pit lane

Lap	Time	Sector 1	Sector 2	Sector 3	Kph	Elapsed	Lap	Time	Sector 1	Sector 2	Sector 3	Kph	Elapsed
12	2:00.956	33.984	1:05.364	21.608	151.1	29:30.556	8	2:05.801	34.687	1:06.788	24.326	145.3	17:51.519
13	2:00.352	33.792	1:04.996	21.564	151.9	31:30.908	9	2:00.919	34.060	1:05.190	21.669	151.2	19:52.438
14	1:59.999	33.785	1:04.625	21.589	152.3	33:30.907	10	2:07.780 B	34.706	1:06.513	26.561	143.0	22:00.218
15	2:00.190	33.477	1:05.148	21.565	152.1	35:31.097	11	6:25.302	4:47.767	1:14.844	22.691	47.4	28:25.520
16	1:59.538	33.499	1:04.465	21.574	152.9	37:30.635	12	2:00.985	34.187	1:05.160	21.638	151.1	30:26.505
17	1:59.755	33.644	1:04.474	21.637	152.6	39:30.390	13	2:00.929	34.034	1:05.049	21.846	151.1	32:27.434
18	2:00.362	33.535	1:05.106	21.721	151.9	41:30.752	14	2:05.558	35.372	1:08.385	21.801	145.6	34:32.992

32 Ai Ogura JPN
ASIA TALENT TEAM HONDA

1	3:33.388	2:01.705	1:09.486	22.197	85.7	3:33.388
2	2:05.205	34.841	1:08.441	21.923	146.0	5:38.593
3	2:01.744	34.281	1:05.854	21.609	150.1	7:40.337
4	2:00.869	33.938	1:05.345	21.586	151.2	9:41.206
5	2:00.943	33.956	1:05.368	21.619	151.1	11:42.149
6	2:01.069	33.852	1:05.480	21.737	151.0	13:43.218
7	2:06.271	36.845	1:07.685	21.741	144.7	15:49.489
8	2:00.922	33.987	1:05.253	21.682	151.1	17:50.411
9	2:00.356	33.873	1:04.981	21.502	151.9	19:50.767
10	2:08.394 B	34.749	1:06.641	27.004	142.4	21:59.161
11	5:08.051	3:40.005	1:06.342	21.704	59.3	27:07.212
12	2:00.152	33.879	1:04.710	21.563	152.1	29:07.364
13	1:59.628	33.700	1:04.379	21.549	152.8	31:06.992
14	1:59.302	33.570	1:04.336	21.396	153.2	33:06.294
15	1:58.975	33.473	1:04.226	21.276	153.6	35:05.269
16	1:59.027	33.350	1:04.359	21.318	153.6	37:04.296
17	2:06.898 B	34.025	1:05.978	26.895	144.0	39:11.194

33 Yuki Kunii JPN
ASIA TALENT TEAM HONDA

1	3:26.104	1:55.839	1:08.021	22.244	88.7	3:26.104
2	2:05.111	36.341	1:06.728	22.042	146.1	5:31.215
3	2:02.311	34.507	1:05.960	21.844	149.4	7:33.526
4	2:01.908	34.344	1:05.823	21.741	149.9	9:35.434
5	2:02.134	34.247	1:05.942	21.945	149.6	11:37.568
6	2:01.682	34.196	1:05.633	21.853	150.2	13:39.250
7	2:07.731	36.835	1:09.188	21.708	143.1	15:46.981
8	2:02.075	34.155	1:06.131	21.789	149.7	17:49.056
9	2:01.574	34.324	1:05.485	21.765	150.3	19:50.630
10	2:13.361 B	34.175	1:13.029	26.157	137.1	22:03.991
11	6:18.358	4:44.243	1:11.961	22.154	48.3	28:22.349
12	2:02.015	34.409	1:05.861	21.745	149.8	30:24.364
13	2:03.335	35.251	1:06.090	21.994	148.2	32:27.699
14	2:01.366	34.256	1:05.365	21.745	150.6	34:29.065
15	2:00.963	34.034	1:05.167	21.762	151.1	36:30.028
16	2:00.600	33.774	1:05.140	21.686	151.6	38:30.628
17	2:00.398	33.830	1:04.953	21.615	151.8	40:31.026

34 Andi Farid Izdihar INA
ASTRA HONDA RACING TEAM HONDA

1	3:34.574	2:02.483	1:09.888	22.203	85.2	3:34.574
2	2:04.480	34.366	1:08.020	22.094	146.8	5:39.054
3	2:01.710	33.842	1:05.880	21.988	150.2	7:40.764
4	2:00.910	34.176	1:05.171	21.563	151.2	9:41.674
5	2:00.726	33.792	1:05.298	21.636	151.4	11:42.400
6	2:01.755	34.152	1:05.834	21.769	150.1	13:44.155
7	2:01.563	34.043	1:05.558	21.962	150.4	15:45.718

35 Somkiat Chantra THA
AP HONDA RACING TEAM HONDA

1	3:33.906	2:01.797	1:09.535	22.574	85.4	3:33.906
2	2:05.240	34.773	1:07.698	22.769	145.9	5:39.146
3	2:01.661	34.009	1:05.821	21.831	150.2	7:40.807
4	2:00.705	34.426	1:05.006	21.273	151.4	9:41.512
5	2:00.707	33.831	1:05.228	21.648	151.4	11:42.219
6	2:02.902	34.219	1:06.921	21.762	148.7	13:45.121
7	2:01.221	34.283	1:05.331	21.607	150.8	15:46.342
8	2:04.371	35.595	1:06.376	22.400	147.0	17:50.713
9	2:00.290	33.954	1:04.927	21.409	151.9	19:51.003
10	2:08.949 B	34.677	1:06.875	27.397	141.7	21:59.952
11	6:56.185 B	5:02.420	1:23.449	30.316	43.9	28:56.137
12	2:34.445	54.740	1:09.908	29.797	118.3	31:30.582
13	2:01.937	34.835	1:05.226	21.876	149.9	33:32.519
14	2:00.398	34.264	1:04.719	21.415	151.8	35:32.917
15	2:01.769	34.382	1:05.590	21.797	150.1	37:34.686
16	2:03.325	34.273	1:07.232	21.820	148.2	39:38.011
17	2:02.067	34.735	1:05.583	21.749	149.7	41:40.078

45 Clément Rougé FRA
TEAM C - RACER KALEX

1	2:43.748	1:01.163	1:16.516	26.069	111.6	2:43.748
---	----------	----------	-----------------	---------------	-------	----------

47 Aaron Polanco Muñoz SPA
LEOPARD JUNIOR TEAM HONDA

1	3:07.082	1:38.157	1:07.060	21.865	97.7	3:07.082
2	2:01.033	33.987	1:05.235	21.811	151.0	5:08.115
3	2:00.691	33.728	1:05.284	21.679	151.4	7:08.806
4	2:00.447	33.707	1:05.068	21.672	151.7	9:09.253
5	2:00.081	33.602	1:04.776	21.703	152.2	11:09.334
6	2:00.312	33.616	1:05.046	21.650	151.9	13:09.646
7	2:00.662	33.718	1:05.060	21.884	151.5	15:10.308
8	2:11.073 B	35.132	1:07.632	28.309	139.4	17:21.381
9	15:41.707	...	1:15.231	23.618	19.4	33:03.088
10	1:59.755	33.713	1:04.366	21.676	152.6	35:02.843
11	2:00.821	34.317	1:04.951	21.553	151.3	37:03.664
12	1:59.986	33.518	1:04.623	21.845	152.3	39:03.650
13	1:59.713	33.530	1:04.502	21.681	152.7	41:03.363

48 Andrea Cavaliere ITA
JHK T-SHIRT HUSQVARNA

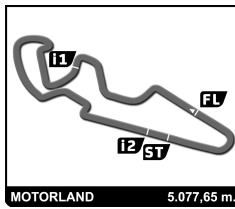
1	2:49.946	1:16.758	1:10.558	22.630	107.5	2:49.946
2	2:04.489	35.614	1:07.037	21.838	146.8	4:54.435
3	2:02.920	34.882	1:06.254	21.784	148.7	6:57.355
4	2:01.164	34.004	1:05.502	21.658	150.8	8:58.519





MotorLand Aragón / 7-8 October 2017

LORNA rfm



MOTO3 FIM CEV REPSOL MOTORLAND ARAGÓN Qualifying practice 1

Analysis

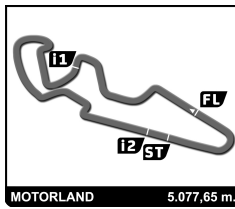
Lap	Time	Sector 1	Sector 2	Sector 3	Kph	Elapsed	Lap	Time	Sector 1	Sector 2	Sector 3	Kph	Elapsed
5	2:01.343	34.206	1:05.554	21.583	150.6	10:59.862	8	7:28.398	5:55.644	1:10.859	21.895	40.8	22:35.374
6	2:01.362	34.138	1:05.695	21.529	150.6	13:01.224	9	2:03.113	34.404	1:05.990	22.719	148.5	24:38.487
7	2:02.322	34.324	1:06.031	21.967	149.4	15:03.546	10	2:07.230 B	34.145	1:05.945	27.140	143.7	26:45.717
8	2:12.851 B	36.660	1:08.638	27.553	137.6	17:16.397	11	7:21.155	5:47.659	1:11.918	21.578	41.4	34:06.872
9	15:47.865	...	1:15.788	23.858	19.3	33:04.262	12	2:00.044	33.735	1:05.001	21.308	152.3	36:06.916
10	2:01.692	34.697	1:05.346	21.649	150.2	35:05.954	13	1:59.166	33.395	1:04.452	21.319	153.4	38:06.082
11	2:01.203	34.192	1:05.161	21.850	150.8	37:07.157	14	1:59.600	33.554	1:04.655	21.391	152.8	40:05.682
12	2:01.120	34.004	1:05.400	21.716	150.9	39:08.277							
13	2:01.184	34.302	1:05.175	21.707	150.8	41:09.461							
50 Jason Dupasquier SWI CARXPRT INTERWETTEN JUNIOR KTM							63 Vicente Perez Sella SPA REALE AVINTIA ACADEMY KTM						
1	2:46.489	1:15.061	1:09.627	21.801	109.8	2:46.489	1	10:50.620	9:21.462	1:07.821	21.337	28.1	10:50.620
2	2:02.501	34.680	1:06.106	21.715	149.2	4:48.990	2	2:01.616	35.053	1:05.022	21.541	150.3	12:52.236
3	2:01.044	34.235	1:05.261	21.548	151.0	6:50.034	3	2:00.980	34.347	1:05.003	21.630	151.1	14:53.216
4	2:01.430	34.460	1:05.363	21.607	150.5	8:51.464	4	2:00.355	33.944	1:04.728	21.683	151.9	16:53.571
5	2:01.137	34.123	1:05.430	21.584	150.9	10:52.601	5	2:00.495	33.964	1:04.782	21.749	151.7	18:54.066
6	2:09.003 B	35.058	1:07.269	26.676	141.7	13:01.604	6	2:00.310	33.805	1:04.842	21.663	151.9	20:54.376
7	5:28.875	3:57.688	1:09.253	21.934	55.6	18:30.479	7	2:00.455	33.921	1:04.878	21.656	151.7	22:54.831
8	2:01.932	34.470	1:05.558	21.904	149.9	20:32.411	8	2:09.141 B	35.707	1:07.261	26.173	141.5	25:03.972
9	2:02.081	34.281	1:05.931	21.869	149.7	22:34.492	9	9:00.606	7:29.395	1:09.753	21.458	33.8	34:04.578
10	2:03.666	35.634	1:05.867	22.165	147.8	24:38.158	10	2:00.237	33.663	1:05.287	21.287	152.0	36:04.815
11	2:02.914	34.871	1:05.714	22.329	148.7	26:41.072	11	1:59.057	33.509	1:04.086	21.462	153.5	38:03.872
12	2:09.156 B	34.645	1:07.779	26.732	141.5	28:50.228	12	1:59.896	34.009	1:04.444	21.443	152.4	40:03.768
13	4:48.147	3:18.918	1:07.258	21.971	63.4	33:38.375							
14	2:01.534	34.520	1:05.335	21.679	150.4	35:39.909	65 Josh Owens GBR PROMORACING KALEX						
15	2:00.737	34.079	1:04.962	21.696	151.4	37:40.646	1	2:20.512	46.198	1:11.407	22.907	130.1	2:20.512
16	2:04.117	35.438	1:06.652	22.027	147.3	39:44.763	2	2:07.075	36.546	1:08.206	22.323	143.8	4:27.587
17	2:02.805	34.265	1:06.657	21.883	148.8	41:47.568	3	2:05.219	35.066	1:07.513	22.640	146.0	6:32.806
							4	2:04.173	34.814	1:07.087	22.272	147.2	8:36.979
52 Jeremy Alcoba Ferrer SPA JUNIOR TEAM ESTRELLA GALICIA (HONDA							5	2:04.158	34.917	1:07.256	21.985	147.2	10:41.137
1	2:53.726	1:24.588	1:07.533	21.605	105.2	2:53.726	6	2:03.712	34.668	1:06.958	22.086	147.7	12:44.849
2	2:01.040	34.016	1:05.784	21.240	151.0	4:54.766	7	2:03.619	34.680	1:06.841	22.098	147.9	14:48.468
3	2:02.702	35.903	1:05.504	21.295	149.0	6:57.468	8	2:17.612 B	35.814	1:12.566	29.232	132.8	17:06.080
4	1:59.662	33.630	1:04.645	21.387	152.7	8:57.130	9	6:29.180	4:57.461	1:09.758	21.961	47.0	23:35.260
5	2:00.115	33.571	1:05.038	21.506	152.2	10:57.245	10	2:03.678	35.119	1:06.471	22.088	147.8	25:38.938
6	2:07.581 B	34.133	1:06.637	26.811	143.3	13:04.826	11	2:02.398	34.379	1:06.068	21.951	149.3	27:41.336
7	6:15.491	4:37.500	1:13.723	24.268	48.7	19:20.317	12	2:02.358	34.430	1:06.074	21.854	149.4	29:43.694
8	2:00.527	33.928	1:04.903	21.696	151.6	21:20.844	13	2:02.209	34.397	1:06.025	21.787	149.6	31:45.903
9	2:01.462	34.406	1:05.326	21.730	150.5	23:22.306	14	2:02.117	34.331	1:05.840	21.946	149.7	33:48.020
10	2:00.395	33.788	1:04.863	21.744	151.8	25:22.701	15	2:02.046	34.298	1:05.826	21.922	149.8	35:50.066
11	2:07.129 B	33.832	1:06.234	27.063	143.8	27:29.830	16	2:01.892	34.162	1:05.754	21.976	149.9	37:51.958
12	6:35.195	5:04.596	1:09.117	21.482	46.2	34:05.025	17	2:02.784	34.308	1:06.415	22.061	148.9	39:54.742
13	1:59.499	33.350	1:04.541	21.608	152.9	36:04.524	18	2:01.890	34.269	1:05.766	21.855	149.9	41:56.632
14	1:59.177	33.375	1:04.214	21.588	153.4	38:03.701	67 Gerard Riu I Malé SPA MAHINDRA LAGLISSE TEAM MAHINDRA						
15	2:03.582	34.893	1:06.937	21.752	147.9	40:07.283	1	2:50.780	1:19.744	1:09.129	21.907	107.0	2:50.780
55 Yari Montella ITA SIC58 SQUADRA CORSE HONDA							2	2:03.147	34.580	1:06.841	21.726	148.4	4:53.927
1	2:51.312	1:21.876	1:07.806	21.630	106.7	2:51.312	3	2:01.960	34.085	1:05.915	21.960	149.9	6:55.887
2	2:02.739	34.538	1:06.673	21.528	148.9	4:54.051	4	2:02.127	34.312	1:06.245	21.570	149.7	8:58.014
3	2:02.161	34.796	1:05.592	21.773	149.6	6:56.212	5	2:01.169	33.964	1:05.571	21.634	150.8	10:59.183
4	2:01.446	34.135	1:05.857	21.454	150.5	8:57.658	6	2:01.914	33.901	1:06.190	21.823	149.9	13:01.097
5	2:01.042	34.131	1:05.352	21.559	151.0	10:58.700	7	2:07.500 B	34.302	1:06.391	26.807	143.4	15:08.597
6	2:00.694	33.728	1:05.514	21.452	151.4	12:59.394	8	5:32.866	4:02.104	1:08.462	22.300	54.9	20:41.463
7	2:07.582 B	33.916	1:05.623	28.043	143.3	15:06.976	9	2:02.363	34.234	1:06.028	22.101	149.4	22:43.826
							10	2:07.806 B	34.455	1:06.173	27.178	143.0	24:51.632
							11	9:15.384	7:42.412	1:11.158	21.814	32.9	34:07.016





MotorLand Aragón / 7-8 October 2017

DORNA



MOTO3 FIM CEV REPSOL MOTORLAND ARAGÓN Qualifying practice 1

Analysis

■ Personal Best ■ Session Best B Crossing the finish line in pit lane

Lap	Time	Sector 1	Sector 2	Sector 3	Kph	Elapsed
12	2:00.560	33.748	1:05.320	21.492	151.6	36:07.576
13	2:00.615	33.729	1:05.289	21.597	151.5	38:08.191
14	2:01.040	33.868	1:05.304	21.868	151.0	40:09.231

69 Rory Skinner GBR						
RACING STEPS FOUNDATION/KRP KTM						
1	3:33.721	2:01.335	1:10.484	21.902	85.5	3:33.721
2	2:04.391	34.666	1:06.996	22.729	146.9	5:38.112
3	2:01.557	33.910	1:05.965	21.682	150.4	7:39.669
4	2:00.600	33.842	1:05.230	21.528	151.6	9:40.269
5	2:02.584	34.691	1:06.463	21.430	149.1	11:42.853
6	2:10.130	37.183	1:07.326	25.621	140.5	13:52.983
7	9:25.454	7:56.092	1:07.681	21.681	32.3	23:18.437
8	2:03.214	34.318	1:05.730	23.166	148.3	25:21.651
9	2:07.596	35.568	1:05.784	26.244	143.2	27:29.247
10	8:39.979	7:08.042	1:10.028	21.909	35.1	36:09.226
11	2:01.367	34.199	1:05.429	21.739	150.6	38:10.593
12	2:00.854	34.052	1:05.227	21.575	151.2	40:11.447

71 Dennis Foggia ITA						
JUNIOR TEAM VR46 RIDERS ACADI KTM						
1	2:42.160	1:13.822	1:06.901	21.437	112.7	2:42.160
2	1:59.976	33.652	1:04.898	21.426	152.3	4:42.136
3	1:59.729	33.639	1:04.593	21.497	152.7	6:41.865
4	1:59.155	33.295	1:04.443	21.417	153.4	8:41.020
5	1:59.425	33.582	1:04.402	21.441	153.0	10:40.445
6	1:58.923	33.304	1:04.199	21.420	153.7	12:39.368
7	1:58.912	33.284	1:04.234	21.394	153.7	14:38.280
8	1:59.163	33.310	1:04.389	21.464	153.4	16:37.443
9	2:07.952	34.837	1:06.222	26.893	142.8	18:45.395
10	15:18.260	...	1:09.073	21.490	19.9	34:03.655
11	1:58.900	33.377	1:04.030	21.493	153.7	36:02.555
12	1:58.733	33.170	1:04.226	21.337	153.9	38:01.288
13	1:58.941	33.266	1:04.146	21.529	153.7	40:00.229

76 Makar Yurchenko KAZ						
REALE AVINTIA ACADEMY KTM						
1	10:51.803	9:21.879	1:08.141	21.783	28.0	10:51.803
2	2:01.834	35.101	1:05.171	21.562	150.0	12:53.637
3	2:00.489	33.807	1:04.906	21.776	151.7	14:54.126
4	2:01.410	34.365	1:05.198	21.847	150.5	16:55.536
5	2:01.175	34.164	1:05.169	21.842	150.8	18:56.711
6	2:10.975	34.867	1:08.393	27.715	139.5	21:07.686
7	12:57.475	...	1:09.959	21.649	23.5	34:05.161
8	1:59.937	33.538	1:05.152	21.247	152.4	36:05.098
9	1:58.860	33.441	1:04.121	21.298	153.8	38:03.958
10	2:00.103	34.079	1:04.530	21.494	152.2	40:04.061

77 Lorenzo Petrarca ITA						
JHK T-SHIRT HUSQVARNA						
1	2:54.994	1:18.794	1:10.848	25.352	104.4	2:54.994
2	11:30.341	...	1:06.821	22.108	26.5	14:25.335
3	2:02.592	34.619	1:05.861	22.112	149.1	16:27.927
4	2:01.942	34.109	1:05.756	22.077	149.9	18:29.869
5	2:04.675	36.524	1:06.330	21.821	146.6	20:34.544
6	2:01.750	33.944	1:06.037	21.769	150.1	22:36.294
7	2:07.086	34.901	1:06.547	25.638	143.8	24:43.380

8	8:17.493	6:41.055	1:14.266	22.172	36.7	33:00.873
9	2:01.562	34.221	1:05.433	21.908	150.4	35:02.435
10	2:01.446	34.300	1:05.206	21.940	150.5	37:03.881
11	2:00.919	33.834	1:05.265	21.820	151.2	39:04.800
12	2:01.215	34.026	1:05.338	21.851	150.8	41:06.015

81 Aleix Viu Cotoli SPA						
42MOTORSPORT KTM						
1	2:50.464	1:19.412	1:09.254	21.798	107.2	2:50.464
2	2:03.166	35.259	1:06.172	21.735	148.4	4:53.630
3	2:05.404	36.265	1:07.685	21.454	145.7	6:59.034
4	2:00.100	33.921	1:04.892	21.287	152.2	8:59.134
5	2:00.633	34.058	1:05.151	21.424	151.5	10:59.767
6	2:00.576	33.954	1:05.210	21.412	151.6	13:00.343
7	2:00.375	33.866	1:04.838	21.671	151.8	15:00.718
8	2:01.064	34.200	1:05.209	21.655	151.0	17:01.782
9	2:16.395	36.609	1:09.968	29.818	134.0	19:18.177
10	8:08.924	6:32.356	1:12.592	23.976	37.4	27:27.101
11	2:04.150	35.801	1:06.758	21.591	147.2	29:31.251
12	2:00.693	34.091	1:05.018	21.584	151.4	31:31.944
13	2:00.515	33.996	1:04.851	21.668	151.7	33:32.459
14	2:02.097	34.051	1:06.233	21.813	149.7	35:34.556
15	2:01.198	33.920	1:05.494	21.784	150.8	37:35.754
16	2:01.212	34.062	1:05.392	21.758	150.8	39:36.966
17	2:17.390	38.399	1:09.256	29.735	133.0	41:54.356

82 Stefano Nepa ITA						
NRT JUNIOR TEAM KTM						
1	2:55.263	1:19.429	1:14.244	21.590	104.3	2:55.263
2	2:06.919	34.468	1:09.174	23.277	144.0	5:02.182
3	2:02.305	34.614	1:06.125	21.566	149.4	7:04.487
4	2:00.672	33.748	1:05.339	21.585	151.5	9:05.159
5	2:08.265	35.367	1:07.454	25.444	142.5	11:13.424
6	7:57.343	6:23.112	1:12.091	22.140	38.3	19:10.767
7	2:00.961	33.984	1:05.411	21.566	151.1	21:11.728
8	2:00.523	33.855	1:05.107	21.561	151.6	23:12.251
9	2:06.827	33.848	1:06.045	26.934	144.1	25:19.078
10	7:11.938	5:44.774	1:05.680	21.484	42.3	32:31.016
11	1:59.543	33.682	1:04.484	21.377	152.9	34:30.559
12	1:59.190	33.443	1:04.505	21.242	153.3	36:29.749
13	2:02.213	33.769	1:06.391	22.053	149.6	38:31.962
14	1:59.596	33.584	1:04.621	21.391	152.8	40:31.558

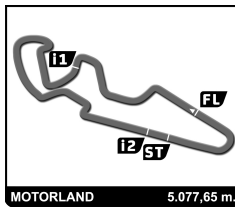
84 Ivan Miralles Rodríguez SPA						
CUNA DE CAMPEONES MIR RACING						
1	13:35.635	...	1:09.837	22.834	22.4	13:35.635
2	2:06.154	35.437	1:08.029	22.688	144.9	15:41.789
3	2:05.294	35.041	1:07.662	22.591	145.9	17:47.083
4	2:14.087	42.021	1:09.347	22.719	136.3	20:01.170
5	2:04.537	34.917	1:07.208	22.412	146.8	22:05.707
6	2:09.984	35.156	1:08.279	26.549	140.6	24:15.691
7	9:12.827	7:37.961	1:12.426	22.440	33.1	33:28.518
8	2:04.036	34.984	1:06.821	22.231	147.4	35:32.554
9	2:03.381	34.642	1:06.947	21.792	148.1	37:35.935
10	2:03.092	34.389	1:06.656	22.047	148.5	39:39.027
11	2:03.129	34.562	1:06.499	22.068	148.4	41:42.156





MotorLand Aragón / 7-8 October 2017

DORNA



MOTO3 FIM CEV REPSOL MOTORLAND ARAGÓN Qualifying practice 1

Analysis

■ Personal Best ■ Session Best ■ B Crossing the finish line in pit lane

Lap	Time	Sector 1	Sector 2	Sector 3	Kph	Elapsed	Lap	Time	Sector 1	Sector 2	Sector 3	Kph	Elapsed	
86	Charlie Nesbitt GBR JUNIOR TEAM ESTRELLA GALICIA (HONDA							99	Angel Lorente Molina SPA CUNA DE CAMPEONES MIR RACING					
1	2:44.209	1:14.359	1:08.210	21.640	111.3	2:44.209	1	2:42.936	1:01.980	1:19.074	21.882	112.2	2:42.936	
2	2:03.103	34.894	1:06.380	21.829	148.5	4:47.312	2	2:03.110	34.637	1:06.548	21.925	148.5	4:46.046	
3	2:01.225	33.901	1:05.534	21.790	150.8	6:48.537	3	2:01.049	34.029	1:05.374	21.646	151.0	6:47.095	
4	2:01.259	34.291	1:05.624	21.344	150.7	8:49.796	4	2:00.816	33.887	1:05.274	21.655	151.3	8:47.911	
5	2:01.187	33.865	1:06.042	21.280	150.8	10:50.983	5	2:02.914	34.765	1:06.305	21.844	148.7	10:50.825	
6	2:21.240 B	39.062	1:14.017	28.161	129.4	13:12.223	6	2:11.055 B	34.818	1:06.083	30.154	139.5	13:01.880	
7	5:57.892	4:26.828	1:08.766	22.298	51.1	19:10.115	7	6:08.423	4:34.870	1:10.534	23.019	49.6	19:10.303	
8	2:01.945	34.374	1:05.907	21.664	149.9	21:12.060	8	2:02.083	34.350	1:05.944	21.789	149.7	21:12.386	
9	2:01.105	34.158	1:05.239	21.708	150.9	23:13.165	9	2:01.109	34.020	1:05.389	21.700	150.9	23:13.495	
10	2:01.121	34.078	1:05.038	22.005	150.9	25:14.286	10	2:07.321 B	33.932	1:06.093	27.296	143.6	25:20.816	
11	2:18.119 B	36.482	1:14.117	27.520	132.3	27:32.405	11	8:10.151	6:33.353	1:13.179	23.619	37.3	33:30.967	
12	6:33.420	5:00.942	1:11.065	21.413	46.5	34:05.825	12	2:01.643	34.428	1:05.394	21.821	150.3	35:32.610	
13	1:59.761	33.634	1:04.819	21.308	152.6	36:05.586	13	2:02.279	34.792	1:05.599	21.888	149.5	37:34.889	
14	1:59.917	33.541	1:05.210	21.166	152.4	38:05.503	14	2:02.210	34.208	1:05.958	22.044	149.6	39:37.099	
15	1:59.140	33.597	1:04.388	21.155	153.4	40:04.643	15	2:03.800	35.928	1:05.992	21.880	147.6	41:40.899	
88	Brunopalazzese Ieraci ITA TM RACING FACTORY TEAM TM RACING													
1	2:42.525	1:06.572	1:13.968	21.985	112.5	2:42.525								
2	2:03.394	35.241	1:06.202	21.951	148.1	4:45.919								
3	2:00.838	33.973	1:05.262	21.603	151.3	6:46.757								
4	2:07.066	34.114	1:11.083	21.869	143.8	8:53.823								
5	2:00.695	33.769	1:05.180	21.746	151.4	10:54.518								
6	2:20.078 B	44.335	1:07.490	28.253	130.5	13:14.596								
7	6:04.026	4:34.938	1:06.898	22.190	50.2	19:18.622								
8	2:02.302	34.386	1:05.865	22.051	149.4	21:20.924								
9	2:01.536	33.868	1:05.796	21.872	150.4	23:22.460								
10	2:00.433	33.807	1:04.936	21.690	151.8	25:22.893								
11	2:14.570 B	35.189	1:11.601	27.780	135.8	27:37.463								
12	6:09.139 B	4:29.098	1:12.516	27.525	49.5	33:46.602								
13	3:44.340	2:11.568	1:10.121	22.651	81.5	37:30.942								
14	2:00.737	33.876	1:05.003	21.858	151.4	39:31.679								
15	2:05.509	34.322	1:08.532	22.655	145.6	41:37.188								
96	Brandon Paasch USA PROMORACING KTM													
1	2:19.445	45.898	1:10.498	23.049	131.1	2:19.445								
2	2:07.859	36.247	1:08.821	22.791	142.9	4:27.304								
3	2:06.933	35.847	1:08.438	22.648	144.0	6:34.237								
4	2:05.734	35.510	1:07.735	22.489	145.4	8:39.971								
5	2:06.204	35.517	1:08.154	22.533	144.8	10:46.175								
6	2:05.538	35.330	1:07.529	22.679	145.6	12:51.713								
7	2:05.367	35.499	1:07.423	22.445	145.8	14:57.080								
8	2:14.328 B	35.288	1:10.190	28.850	136.1	17:11.408								
9	7:55.794	6:22.211	1:10.947	22.636	38.4	25:07.202								
10	2:06.034	35.295	1:08.193	22.546	145.0	27:13.236								
11	2:04.897	35.089	1:07.423	22.385	146.3	29:18.133								
12	2:05.057	35.063	1:07.480	22.514	146.2	31:23.190								
13	2:04.853	35.054	1:07.235	22.564	146.4	33:28.043								
14	2:04.901	35.548	1:07.089	22.264	146.3	35:32.944								
15	2:04.219	34.786	1:07.213	22.220	147.1	37:37.163								
16	2:05.729	35.083	1:07.436	23.210	145.4	39:42.892								
17	2:17.377 B	35.701	1:09.774	31.902	133.0	42:00.269								

