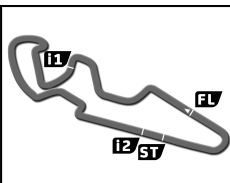




MotorLand Aragón / 7-8 October 2017

DORVA



MOTORLAND 5.077,65 m.

MOTO3 FIM CEV REPSOL MOTORLAND ARAGÓN Qualifying practice 2

Classification

Nr.	Rider	Nat	Team	Bike	Tyres	Time	Lap Total	Gap	Kph
1	71 Dennis Foggia	ITA	JUNIOR TEAM VR46 RIDERS ACADEMY	KTM	DUNLOP	1:58.158	10 10	-	154.7
2	21 Alonso López González	SPA	JUNIOR TEAM ESTRELLA GALICIA 0,0	HONDA	DUNLOP	1:58.482	11 11	+0.324	154.3
3	81 Aleix Viu Cotoli	SPA	42MOTORSPORT	KTM	DUNLOP	1:58.737	11 15	+0.579	153.9
4	47 Aaron Polanco Muñoz	SPA	LEOPARD JUNIOR TEAM	HONDA	DUNLOP	1:58.777	14 15	+0.619	153.9
5	31 Kazuki Masaki	JPN	ASIA TALENT TEAM	HONDA	DUNLOP	1:58.782	16 16	+0.624	153.9
6	13 Celestino Vietti Ramus	ITA	JUNIOR TEAM VR46 RIDERS ACADEMY	KTM	DUNLOP	1:58.786	13 15	+0.628	153.9
7	22 Apiwath Wongthananon	THA	VR46 MASTERCAMP TEAM	KTM	DUNLOP	1:58.829	12 13	+0.671	153.8
8	76 Makar Yurchenko	KAZ	REALE AVINTIA ACADEMY	KTM	DUNLOP	1:58.983	13 14	+0.825	153.6
9	5 Jaime Masia Vargas	SPA	CUNA DE CAMPEONES	KTM	DUNLOP	1:59.109	14 15	+0.951	153.4
10	7 Tim Georgi	GER	KIEFER RACING	KTM	DUNLOP	1:59.158	14 15	+1.000	153.4
11	69 Rory Skinner	GBR	RACING STEPS FOUNDATION/KRIKTM	KTM	DUNLOP	1:59.176	13 14	+1.018	153.4
12	52 Jeremy Alcoba Ferrer	SPA	JUNIOR TEAM ESTRELLA GALICIA 0,0	HONDA	DUNLOP	1:59.190	12 12	+1.032	153.3
13	63 Vicente Perez Sella	SPA	REALE AVINTIA ACADEMY	KTM	DUNLOP	1:59.395	10 14	+1.237	153.1
14	82 Stefano Nepa	ITA	NRT JUNIOR TEAM	KTM	DUNLOP	1:59.502	12 13	+1.344	152.9
15	33 Yuki Kunii	JPN	ASIA TALENT TEAM	HONDA	DUNLOP	1:59.684	15 15	+1.526	152.7
16	34 Andi Farid Izdihar	INA	ASTRA HONDA RACING TEAM	HONDA	DUNLOP	1:59.856	15 15	+1.698	152.5
17	11 Daniel Jones	GBR	RACING STEPS FOUNDATION/KRIKTM	KTM	DUNLOP	2:00.113	15 15	+1.955	152.2
18	35 Somkiat Chantira	THA	AP HONDA RACING TEAM	HONDA	DUNLOP	2:00.144	15 16	+1.986	152.1
19	14 Sergio García Dols	SPA	JUNIOR TEAM ESTRELLA GALICIA 0,0	HONDA	DUNLOP	2:00.192	3 16	+2.034	152.1
20	9 Kasma Kasmayudin	MAL	PETRONAS SPRINTA RACING	HONDA	DUNLOP	2:00.252	11 15	+2.094	152.0
21	12 Filip Salac	CZE	MONTAZE BROZ RACING TEAM	KTM	DUNLOP	2:00.442	15 16	+2.284	151.8
22	86 Charlie Nesbitt	GBR	JUNIOR TEAM ESTRELLA GALICIA 0,0	HONDA	DUNLOP	2:00.470	16 16	+2.312	151.7
23	27 Mattia Casadei	ITA	SIC58 SQUADRA CORSE	HONDA	DUNLOP	2:00.472	8 8	+2.314	151.7
24	32 Ai Ogura	JPN	ASIA TALENT TEAM	HONDA	DUNLOP	2:00.493	5 9	+2.335	151.7
25	17 Riccardo Rossi	ITA	JHK T-SHIRT	HUSQVARNA	DUNLOP	2:00.596	12 12	+2.438	151.6
26	99 Angel Lorente Molina	SPA	CUNA DE CAMPEONES	MIR RACING	DUNLOP	2:00.655	5 14	+2.497	151.5
27	77 Lorenzo Petrarca	ITA	JHK T-SHIRT	HUSQVARNA	DUNLOP	2:00.674	5 15	+2.516	151.5
28	50 Jason Dupasquier	SWI	CARXPRT INTERWETTEN JUNIOR MOTO3	KTM	DUNLOP	2:00.757	10 15	+2.599	151.4
29	88 Brunopalazzese Ieraci	ITA	TM RACING FACTORY TEAM	TM RACING	DUNLOP	2:00.796	14 14	+2.638	151.3
30	28 Loran Faber	NED	DUTCH RACING TEAM	HONDA	DUNLOP	2:00.921	12 18	+2.763	151.1
31	67 Gerard Riu I Malé	SPA	MAHINDRA LAGLISSE TEAM	MAHINDRA	DUNLOP	2:00.988	12 13	+2.830	151.1
32	8 Gabriel Martínez-Abrego Cantú	MEX	MOTOMEX TEAM MOTO3	KTM	DUNLOP	2:01.009	15 16	+2.851	151.0
33	48 Andrea Cavaliere	ITA	JHK T-SHIRT	HUSQVARNA	DUNLOP	2:01.149	13 14	+2.991	150.9
34	23 Raúl Fernández González	SPA	MRW-MAHINDRA-ASPAR TEAM	MAHINDRA	DUNLOP	2:01.468	7 13	+3.310	150.5
35	65 Josh Owens	GBR	PROMORACING	KALEX	DUNLOP	2:01.499	17 17	+3.341	150.4
36	55 Yari Montella	ITA	SIC58 SQUADRA CORSE	HONDA	DUNLOP	2:01.833	2 2	+3.675	150.0
37	16 Alex Ruiz Carranza	SPA	MRW-MAHINDRA-ASPAR TEAM	MAHINDRA	DUNLOP	2:01.847	4 15	+3.689	150.0
38	84 Ivan Miralles Rodríguez	SPA	CUNA DE CAMPEONES	MIR RACING	DUNLOP	2:02.257	17 17	+4.099	149.5
39	19 Rufino Florido Sánchez	SPA	MAHINDRA LAGLISSE TEAM	MAHINDRA	DUNLOP	2:02.381	5 13	+4.223	149.3
40	6 Dirk Geiger	GER	KIEFER RACING	KTM	DUNLOP	2:03.133	13 14	+4.975	148.4
41	18 Ryan Van De Lagemaat	NED	LAGEMAAT RACING	KTM	DUNLOP	2:03.554	11 17	+5.396	147.9
42	45 Clément Rougé	FRA	TEAM C - RACER	KALEX	DUNLOP	2:03.737	5 5	+5.579	147.7
43	96 Brandon Paasch	USA	PROMORACING	KTM	DUNLOP	2:04.478	5 10	+6.320	146.8
44	24 Chandler Cooper	AUS	PROMORACING	KTM	DUNLOP	2:05.196	9 13	+7.038	146.0

Fastest Lap | Lap 10 | Dennis Foggia | 1:58.158 | 154.7 Kph

Qualifying Time: 2:09.973

Published at:

Track Status: **DRY**

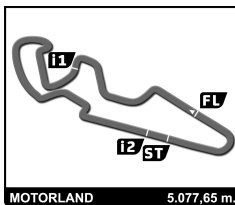
Race Director:	Timekeeper:
----------------	-------------





MotorLand Aragón / 7-8 October 2017

DORNA



MOTO3 FIM CEV REPSOL MOTORLAND ARAGÓN Qualifying practice 2

Best Sector Times

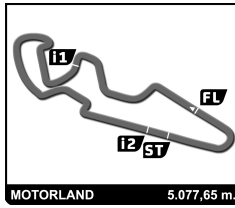
SECTOR 1			SECTOR 2			SECTOR 3				
Pos	Rider	Time	Rider	Time	Rider	Time	Pos	Rider	Ideal Lap	Best Lap
1	71 D.Foggia	33.164	81 A.Viu Cotoli	1:03.714	22 A.Wongthananon	21.099	1	71 D.Foggia	1:58.125	1:58.158 (1)
2	21 A.López González	33.219	71 D.Foggia	1:03.759	21 A.López González	21.132	2	21 A.López González	1:58.227	1:58.482 (2)
3	47 A.Polanco Muñoz	33.263	21 A.López González	1:03.876	31 K.Masaki	21.137	3	81 A.Viu Cotoli	1:58.468	1:58.737 (3)
4	31 K.Masaki	33.309	13 C.Viotti Ramus	1:03.920	63 V.Perez Selfa	21.191	4	13 C.Viotti Ramus	1:58.623	1:58.786 (6)
5	5 J.Masia Vargas	33.376	76 M.Yurchenko	1:03.967	71 D.Foggia	21.202	5	47 A.Polanco Muñoz	1:58.653	1:58.777 (4)
6	81 A.Viu Cotoli	33.379	47 A.Polanco Muñoz	1:03.988	13 C.Viotti Ramus	21.238	6	31 K.Masaki	1:58.667	1:58.782 (5)
7	52 J.Alcoba Ferrer	33.444	7 T.Georgi	1:04.111	7 T.Georgi	21.249	7	22 A.Wongthananon	1:58.811	1:58.829 (7)
8	13 C.Viotti Ramus	33.465	5 J.Masia Vargas	1:04.171	52 J.Alcoba Ferrer	21.272	8	76 M.Yurchenko	1:58.932	1:58.983 (8)
9	82 S.Nepa	33.487	22 A.Wongthananon	1:04.176	33 Y.Kunii	21.286	9	52 J.Alcoba Ferrer	1:59.027	1:59.190 (12)
10	22 A.Wongthananon	33.536	31 K.Masaki	1:04.221	34 A.Farid Izdihar	21.306	10	5 J.Masia Vargas	1:59.046	1:59.109 (9)
11	76 M.Yurchenko	33.564	69 R.Skinner	1:04.235	82 S.Nepa	21.314	11	7 T.Georgi	1:59.158	1:59.158 (10)
12	69 R.Skinner	33.606	52 J.Alcoba Ferrer	1:04.311	69 R.Skinner	21.335	12	69 R.Skinner	1:59.176	1:59.176 (11)
13	34 A.Farid Izdihar	33.635	34 A.Farid Izdihar	1:04.472	35 S.Chantra	21.355	13	63 V.Perez Selfa	1:59.343	1:59.395 (13)
14	67 G.Riu I Malé	33.663	63 V.Perez Selfa	1:04.482	81 A.Viu Cotoli	21.375	14	34 A.Farid Izdihar	1:59.413	1:59.856 (16)
15	63 V.Perez Selfa	33.670	82 S.Nepa	1:04.648	8 G.Martínez-Abrego Cantú	21.395	15	82 S.Nepa	1:59.449	1:59.502 (14)
16	33 Y.Kunii	33.675	12 F.Salac	1:04.663	76 M.Yurchenko	21.401	16	33 Y.Kunii	1:59.684	1:59.684 (15)
17	14 S.García Dols	33.726	11 D.Jones	1:04.721	47 A.Polanco Muñoz	21.402	17	11 D.Jones	1:59.896	2:00.113 (17)
18	11 D.Jones	33.758	33 Y.Kunii	1:04.723	27 M.Casadei	21.402	18	27 M.Casadei	2:00.110	2:00.472 (23)
19	35 S.Chantra	33.791	86 C.Nesbitt	1:04.787	11 D.Jones	21.417	19	35 S.Chantra	2:00.144	2:00.144 (18)
20	7 T.Georgi	33.798	9 K.Kasmayudin	1:04.796	9 K.Kasmayudin	21.421	20	14 S.García Dols	2:00.145	2:00.192 (19)
21	88 B.Ieraci	33.830	14 S.García Dols	1:04.808	86 C.Nesbitt	21.464	21	67 G.Riu I Malé	2:00.248	2:00.988 (31)
22	50 J.Dupasquier	33.836	27 M.Casadei	1:04.854	16 A.Ruiz Carranza	21.480	22	9 K.Kasmayudin	2:00.249	2:00.252 (20)
23	99 A.Lorente Molina	33.853	50 J.Dupasquier	1:04.901	88 B.Ieraci	21.487	23	86 C.Nesbitt	2:00.290	2:00.470 (22)
24	27 M.Casadei	33.854	77 L.Petrarca	1:04.972	5 J.Masia Vargas	21.499	24	12 F.Salac	2:00.363	2:00.442 (21)
25	12 F.Salac	33.875	99 A.Lorente Molina	1:04.990	32 A.Ogura	21.507	25	99 A.Lorente Molina	2:00.446	2:00.655 (26)
26	48 A.Cavaliere	33.892	35 S.Chantra	1:04.998	67 G.Riu I Malé	21.510	26	32 A.Ogura	2:00.467	2:00.493 (24)
27	32 A.Ogura	33.917	17 R.Rossi	1:05.019	48 A.Cavaliere	21.586	27	50 J.Dupasquier	2:00.490	2:00.757 (28)
28	17 R.Rossi	33.924	28 L.Faber	1:05.036	99 A.Lorente Molina	21.603	28	88 B.Ieraci	2:00.509	2:00.796 (29)
29	8 G.Martínez-Abrego Cantú	33.930	32 A.Ogura	1:05.043	17 R.Rossi	21.605	29	17 R.Rossi	2:00.548	2:00.596 (25)
30	77 L.Petrarca	33.951	48 A.Cavaliere	1:05.073	14 S.García Dols	21.611	30	48 A.Cavaliere	2:00.551	2:01.149 (33)
31	55 Y.Montella	34.028	67 G.Riu I Malé	1:05.075	19 R.Florido Sánchez	21.647	31	77 L.Petrarca	2:00.581	2:00.674 (27)
32	9 K.Kasmayudin	34.032	88 B.Ieraci	1:05.192	23 R.Fernández González	21.650	32	8 G.Martínez-Abrego Cantú	2:00.639	2:01.009 (32)
33	86 C.Nesbitt	34.039	8 G.Martínez-Abrego Cantú	1:05.314	77 L.Petrarca	21.658	33	28 L.Faber	2:00.826	2:00.921 (30)
34	23 R.Fernández González	34.043	23 R.Fernández González	1:05.356	28 L.Faber	21.716	34	23 R.Fernández González	2:01.049	2:01.468 (34)
35	28 L.Faber	34.074	16 A.Ruiz Carranza	1:05.471	50 J.Dupasquier	21.753	35	16 A.Ruiz Carranza	2:01.150	2:01.847 (37)
36	65 J.Owens	34.088	65 J.Owens	1:05.504	65 J.Owens	21.754	36	65 J.Owens	2:01.346	2:01.499 (35)
37	84 I.Miralles Rodríguez	34.091	55 Y.Montella	1:05.674	12 F.Salac	21.825	37	55 Y.Montella	2:01.635	2:01.833 (36)
38	16 A.Ruiz Carranza	34.199	19 R.Florido Sánchez	1:05.766	6 D.Geiger	21.834	38	19 R.Florido Sánchez	2:01.809	2:02.381 (39)
39	19 R.Florido Sánchez	34.396	84 I.Miralles Rodríguez	1:06.048	18 R.Van De Lagemaat	21.888	39	84 I.Miralles Rodríguez	2:02.069	2:02.257 (38)
40	18 R.Van De Lagemaat	34.704	6 D.Geiger	1:06.300	84 I.Miralles Rodríguez	21.930	40	6 D.Geiger	2:03.024	2:03.133 (40)
41	45 C.Rougé	34.742	18 R.Van De Lagemaat	1:06.486	55 Y.Montella	21.933	41	18 R.Van De Lagemaat	2:03.078	2:03.554 (41)
42	6 D.Geiger	34.890	45 C.Rougé	1:06.612	96 B.Paasch	22.071	42	45 C.Rougé	2:03.455	2:03.737 (42)
43	96 B.Paasch	34.919	96 B.Paasch	1:07.146	45 C.Rougé	22.101	43	96 B.Paasch	2:04.136	2:04.478 (43)
44	24 C.Cooper	35.249	24 C.Cooper	1:07.192	24 C.Cooper	22.570	44	24 C.Cooper	2:05.011	2:05.196 (44)





MotorLand Aragón / 7-8 October 2017

DORNA



MOTO3

FIM CEV REPSOL MOTORLAND ARAGÓN After Qualifying practice 2

Event maximum speed

Rider	Team	Bike	Class	T. Speed	Lap	Session
50 Jason Dupasquier	CARXPRT INTERWETTEN JUNIOR MOTOS	KTM		240.0	5	Qualifying practice 1
31 Kazuki Masaki	ASIA TALENT TEAM	HONDA		239.5	15	Qualifying practice 2
7 Tim Georgi	KIEFER RACING	KTM		238.9	14	Qualifying practice 2
35 Somkiat Chantra	AP HONDA RACING TEAM	HONDA		238.4	15	Qualifying practice 2
11 Daniel Jones	RACING STEPS FOUNDATION/KRP	KTM		237.9	12	Qualifying practice 2
33 Yuki Kunii	ASIA TALENT TEAM	HONDA		237.4	15	Qualifying practice 2
5 Jaume Masia Vargas	CUNA DE CAMPEONES	KTM		237.4	12	Qualifying practice 1
52 Jeremy Alcoba Ferrer	JUNIOR TEAM ESTRELLA GALICIA 0,0	HONDA		236.8	9	Qualifying practice 2
21 Alonso López González	JUNIOR TEAM ESTRELLA GALICIA 0,0	HONDA		236.3	10	Qualifying practice 2
55 Yari Montella	SIC58 SQUADRA CORSE	HONDA		236.3	11	Qualifying practice 1
27 Mattia Casadei	SIC58 SQUADRA CORSE	HONDA		235.8	8	Qualifying practice 2
34 Andi Farid Izdihar	ASTRA HONDA RACING TEAM	HONDA		235.8	14	Qualifying practice 2
28 Loran Faber	DUTCH RACING TEAM	HONDA		235.3	5	Qualifying practice 1
69 Rory Skinner	RACING STEPS FOUNDATION/KRP	KTM		235.3	12	Qualifying practice 2
88 Brunopalazzese Ieraci	TM RACING FACTORY TEAM	TM RACING		235.3	13	Qualifying practice 2
63 Vicente Perez Selfa	REALE AVINTIA ACADEMY	KTM		234.8	10	Qualifying practice 2
81 Aleix Viu Cotoli	42MOTORSPORT	KTM		234.3	13	Qualifying practice 1
82 Stefano Nepa	NRT JUNIOR TEAM	KTM		234.3	11	Qualifying practice 2
16 Alex Ruiz Carranza	MRW-MAHINDRA-ASPAR TEAM	MAHINDRA		233.8	14	Qualifying practice 2
47 Aaron Polanco Muñoz	LEOPARD JUNIOR TEAM	HONDA		233.8	10	Qualifying practice 1
67 Gerard Riu I Malé	MAHINDRA LAGLISSE TEAM	MAHINDRA		233.8	6	Qualifying practice 1
71 Dennis Foggia	JUNIOR TEAM VR46 RIDERS ACADEMY	KTM		233.8	8	Qualifying practice 2
8 Gabriel Martínez-Abrego Cantú	MOTOMEX TEAM MOTO3	KTM		233.8	5	Qualifying practice 1
12 Filip Salac	MONTAZE BROZ RACING TEAM	KTM		233.3	12	Qualifying practice 1
48 Andrea Cavaliere	JHK T-SHIRT	HUSQVARNA		232.8	6	Qualifying practice 1
76 Makar Yurchenko	REALE AVINTIA ACADEMY	KTM		232.8	8	Qualifying practice 1
13 Celestino Vietti Ramus	JUNIOR TEAM VR46 RIDERS ACADEMY	KTM		232.3	2	Qualifying practice 1
14 Sergio García Dols	JUNIOR TEAM ESTRELLA GALICIA 0,0	HONDA		232.3	6	Qualifying practice 1
19 Rufino Florido Sánchez	MAHINDRA LAGLISSE TEAM	MAHINDRA		232.3	10	Qualifying practice 2
22 Apiwath Wongthananon	VR46 MASTERCAMP TEAM	KTM		232.3	9	Qualifying practice 2
32 Ai Ogura	ASIA TALENT TEAM	HONDA		232.3	5	Qualifying practice 2
86 Charlie Nesbitt	JUNIOR TEAM ESTRELLA GALICIA 0,0	HONDA		231.8	1	Qualifying practice 1
9 Kasma Kasmayudin	PETRONAS SPRINTA RACING	HONDA		230.3	1	Qualifying practice 1
17 Riccardo Rossi	JHK T-SHIRT	HUSQVARNA		229.3	6	Qualifying practice 1
6 Dirk Geiger	KIEFER RACING	KTM		229.3	15	Qualifying practice 1
23 Raúl Fernández González	MRW-MAHINDRA-ASPAR TEAM	MAHINDRA		228.3	1	Qualifying practice 1
45 Clément Rougé	TEAM C - RACER	KALEX		228.3	2	Qualifying practice 2
77 Lorenzo Petrarca	JHK T-SHIRT	HUSQVARNA		228.3	13	Qualifying practice 2
99 Angel Lorente Molina	CUNA DE CAMPEONES	MIR RACING		227.8	2	Qualifying practice 1
84 Ivan Miralles Rodríguez	CUNA DE CAMPEONES	MIR RACING		226.4	9	Qualifying practice 1
96 Brandon Paasch	PROMORACING	KTM		225.5	8	Qualifying practice 2
18 Ryan Van De Lagemaat	LAGEMAAT RACING	KTM		225.0	9	Qualifying practice 1
24 Chandler Cooper	PROMORACING	KTM		224.5	14	Qualifying practice 1
65 Josh Owens	PROMORACING	KALEX		224.5	18	Qualifying practice 1





Moto3 JUNIOR
WORLD CHAMPIONSHIP

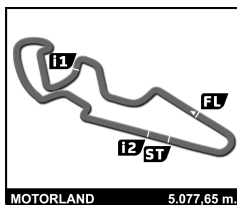
Moto2
EUROPEAN CHAMPIONSHIP

EUROPEAN
Talent CUP

EUROPEAN
KAWASAKI Z CUP

MotorLand Aragón / 7-8 October 2017

DORNA ifme



MOTO3

FIM CEV REPSOL MOTORLAND ARAGÓN Qualifying practice 2

Fastest Lap Sequence

Practice Time	Rider	Team	Bike	Class	Time	Kph	Lap
4:22.942	7 Tim Georgi	KIEFER RACING	KTM		2:02.990	148.6	2
4:37.697	9 Kasma Kasmayudin	PETRONAS SPRINTA RACING	HONDA		2:02.983	148.6	2
4:43.791	86 Charlie Nesbitt	JUNIOR TEAM ESTRELLA GALICIA 0,0	HONDA		2:02.545	149.1	2
4:44.604	77 Lorenzo Petrarca	JHK T-SHIRT	HUSQVARNA		2:01.694	150.2	2
4:46.612	81 Aleix Viu Cotoli	42MOTORSPORT	KTM		2:00.461	151.7	2
6:02.569	71 Dennis Foggia	JUNIOR TEAM VR46 RIDERS ACADEMY	KTM		2:00.361	151.9	2
6:04.482	5 Jaume Masia Vargas	CUNA DE CAMPEONES	KTM		2:00.130	152.1	2
6:04.548	13 Celestino Vietti Ramus	JUNIOR TEAM VR46 RIDERS ACADEMY	KTM		2:00.073	152.2	2
7:34.590	52 Jeremy Alcoba Ferrer	JUNIOR TEAM ESTRELLA GALICIA 0,0	HONDA		1:59.546	152.9	3
10:03.742	5 Jaume Masia Vargas	CUNA DE CAMPEONES	KTM		1:59.388	153.1	4
12:02.869	5 Jaume Masia Vargas	CUNA DE CAMPEONES	KTM		1:59.127	153.4	5
12:02.984	13 Celestino Vietti Ramus	JUNIOR TEAM VR46 RIDERS ACADEMY	KTM		1:59.112	153.4	5
26:45.393	81 Aleix Viu Cotoli	42MOTORSPORT	KTM		1:58.737	153.9	11
37:59.035	71 Dennis Foggia	JUNIOR TEAM VR46 RIDERS ACADEMY	KTM		1:58.262	154.5	8
41:56.159	71 Dennis Foggia	JUNIOR TEAM VR46 RIDERS ACADEMY	KTM		1:58.158	154.7	10

Moto3 JUNIOR
WORLD CHAMPIONSHIP

Moto2
EUROPEAN CHAMPIONSHIP

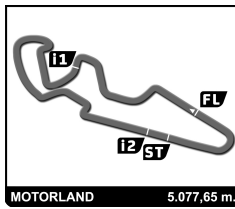
EUROPEAN
Talent CUP

EUROPEAN
KAWASAKI Z CUP



MotorLand Aragón / 7-8 October 2017

DORNA



MOTO3 FIM CEV REPSOL MOTORLAND ARAGÓN Qualifying practice 2

Analysis

Personal Best Session Best B Crossing the finish line in pit lane

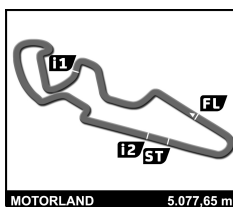
Lap	Time	Sector 1	Sector 2	Sector 3	Kph	Elapsed	Lap	Time	Sector 1	Sector 2	Sector 3	Kph	Elapsed
5 Jaume Masia Vargas SPA													
CUNA DE CAMPEONES KTM													
1	4:04.352	2:37.472	1:05.167	21.713	74.8	4:04.352	2	2:02.113	34.692	1:05.589	21.832	149.7	4:57.067
2	2:00.130	33.844	1:04.558	21.728	152.1	6:04.482	3	2:02.585	34.457	1:05.994	22.134	149.1	6:59.652
3	1:59.872	33.516	1:04.535	21.821	152.5	8:04.354	4	2:02.008	34.368	1:05.829	21.811	149.8	9:01.660
4	1:59.388	33.586	1:04.221	21.581	153.1	10:03.742	5	2:02.044	34.626	1:05.698	21.720	149.8	11:03.704
5	1:59.127	33.457	1:04.171	21.499	153.4	12:02.869	6	2:02.278	34.189	1:06.448	21.641	149.5	13:05.982
6	2:10.048 B	35.656	1:06.876	27.516	140.5	14:12.917	7	2:03.854	34.850	1:06.971	22.033	147.6	15:09.836
7	5:30.157	4:02.093	1:06.178	21.886	55.4	19:43.074	8	2:10.022 B	34.953	1:07.455	27.614	140.6	17:19.858
8	1:59.780	33.757	1:04.360	21.663	152.6	21:42.854	9	5:15.916	3:46.396	1:07.520	22.000	57.9	22:35.774
9	1:59.688	33.693	1:04.398	21.597	152.7	23:42.542	10	2:02.058	34.422	1:05.682	21.954	149.7	24:37.832
10	2:00.755	33.918	1:04.897	21.940	151.4	25:43.297	11	2:02.093	34.348	1:05.714	22.031	149.7	26:39.925
11	2:08.485 B	34.537	1:06.463	27.485	142.3	27:51.782	12	2:07.470 B	34.999	1:06.539	25.932	143.4	28:47.395
12	7:50.028 B	6:14.093	1:09.950	25.985	38.9	35:41.810	13	5:03.692	3:20.382	1:21.070	22.240	60.2	33:51.087
13	2:13.587	47.303	1:04.709	21.575	136.8	37:55.397	14	2:10.401	35.659	1:12.762	21.980	140.2	36:01.488
14	1:59.109	33.376	1:04.197	21.536	153.4	39:54.506	15	2:01.009	34.081	1:05.533	21.395	151.0	38:02.497
15	1:59.749	33.639	1:04.363	21.747	152.6	41:54.255	16	2:00.914	33.930	1:05.314	21.670	151.2	40:03.411
6 Dirk Geiger GER													
KIEFER RACING KTM													
1	2:54.642	1:21.461	1:10.424	22.757	104.7	2:54.642	9	2:03.385	36.534	1:05.231	21.620	148.1	19:41.754
2	2:04.888	35.342	1:07.310	22.236	146.3	4:59.530	10	2:00.607	34.164	1:04.796	21.647	151.5	21:42.361
3	2:04.772	35.365	1:07.084	22.323	146.5	7:04.302	11	2:00.252	34.032	1:04.799	21.421	152.0	23:42.613
4	2:04.148	35.263	1:06.687	22.198	147.2	9:08.450	12	2:08.162 B	35.704	1:05.608	26.850	142.6	25:50.775
5	2:03.428	35.030	1:06.564	21.834	148.1	11:11.878	13	8:03.323	5:57.071	1:36.308	29.944	37.8	33:54.098
6	2:14.671 B	38.399	1:09.140	27.132	135.7	13:26.549	14	2:12.153	41.070	1:09.351	21.732	138.3	36:06.251
7	7:08.069	5:34.480	1:10.725	22.864	42.7	20:34.618	15	2:04.373	35.132	1:07.554	21.687	147.0	38:10.624
8	2:04.036	35.251	1:06.599	22.186	147.4	22:38.654							
9	2:03.664	35.109	1:06.529	22.026	147.8	24:42.318							
10	2:17.065 B	35.208	1:11.073	30.784	133.3	26:59.383							
11	6:49.757	5:11.763	1:15.688	22.306	44.6	33:49.140							
12	2:03.353	35.016	1:06.383	21.954	148.2	35:52.493							
13	2:03.133	34.890	1:06.300	21.943	148.4	37:55.626							
14	2:21.713	37.292	1:22.264	22.157	129.0	40:17.339							
7 Tim Georgi GER													
KIEFER RACING KTM													
1	2:19.952	49.480	1:08.419	22.053	130.6	2:19.952	1	3:09.207	1:28.539	1:18.731	21.937	96.6	3:09.207
2	2:02.990	34.809	1:06.169	22.012	148.6	4:22.942	2	2:01.899	34.504	1:05.604	21.791	149.9	5:11.106
3	2:05.028	34.550	1:08.587	21.891	146.2	6:27.970	3	2:01.605	34.852	1:05.219	21.534	150.3	7:12.711
4	2:06.537	34.530	1:07.597	24.410	144.4	8:34.507	4	2:00.733	34.234	1:04.964	21.535	151.4	9:13.444
5	2:06.653 B	34.356	1:06.295	26.002	144.3	10:41.160	5	2:00.910	34.542	1:04.932	21.436	151.2	11:14.354
6	6:22.049	4:50.037	1:07.057	24.955	47.8	17:03.209	6	2:02.394	34.147	1:05.634	22.613	149.3	13:16.748
7	2:01.676	34.259	1:05.643	21.774	150.2	19:04.885	7	2:06.596 B	34.350	1:06.162	26.084	144.4	15:23.344
8	2:04.213	35.040	1:07.092	22.081	147.1	21:09.098	8	6:05.184	4:32.223	1:11.266	21.695	50.0	21:28.528
9	2:01.066	34.172	1:05.154	21.740	151.0	23:10.164	9	2:01.091	34.231	1:05.268	21.592	150.9	23:29.619
10	2:00.781	34.179	1:04.954	21.648	151.3	25:10.945	10	2:00.890	34.066	1:05.129	21.695	151.2	25:30.509
11	2:08.363 B	36.088	1:06.279	25.996	142.4	27:19.308	11	2:11.676 B	35.713	1:06.657	29.306	138.8	27:42.185
12	6:38.067	5:07.294	1:09.107	21.666	45.9	33:57.375	12	6:10.979	4:28.314	1:20.918	21.747	49.3	33:53.164
13	2:04.178	34.432	1:08.188	21.558	147.2	36:01.553	13	2:08.495	34.845	1:12.233	21.417	142.2	36:01.659
14	1:59.158	33.798	1:04.111	21.249	153.4	38:00.711	14	2:00.644	34.095	1:04.951	21.598	151.5	38:02.303
15	2:13.085	45.561	1:05.901	21.623	137.3	40:13.796	15	2:00.113	33.758	1:04.721	21.634	152.2	40:02.416
8 Gabriel Martínez-Abrego Cantú MEX													
MOTOMEX TEAM MOTO3 KTM													
1	2:54.954	1:15.032	1:15.533	24.389	104.5	2:54.954	1	2:51.550	1:14.431	1:14.272	22.847	106.5	2:51.550
2	2:01.616	34.242	1:05.389	21.985	150.3	4:53.166	2	2:01.616	34.242	1:05.389	21.985	150.3	4:53.166
3	2:02.058	34.405	1:05.409	22.244	149.7	6:55.224	3	2:02.058	34.405	1:05.409	22.244	149.7	6:55.224





MotorLand Aragón / 7-8 October 2017

LORNA



MOTO3 FIM CEV REPSOL MOTORLAND ARAGÓN Qualifying practice 2

Analysis

■ Personal Best ■ Session Best B Crossing the finish line in pit lane

Lap	Time	Sector 1	Sector 2	Sector 3	Kph	Elapsed	Lap	Time	Sector 1	Sector 2	Sector 3	Kph	Elapsed
4	2:05.608	36.121	1:07.594	21.893	145.5	9:00.832	5	2:01.850	34.687	1:05.471	21.692	150.0	10:51.361
5	2:01.299	34.314	1:04.928	22.057	150.7	11:02.131	6	2:08.420B	34.507	1:05.880	28.033	142.3	12:59.781
6	2:02.145	34.792	1:05.302	22.051	149.6	13:04.276	7	5:53.917	4:25.749	1:06.171	21.997	51.6	18:53.698
7	2:20.531B	40.264	1:13.457	26.810	130.1	15:24.807	8	2:02.456	34.531	1:05.899	22.026	149.3	20:56.154
8	6:36.879	5:07.927	1:06.889	22.063	46.1	22:01.686	9	2:02.197	34.410	1:05.763	22.024	149.6	22:58.351
9	2:02.134	34.456	1:05.687	21.991	149.6	24:03.820	10	2:02.350	34.518	1:05.738	22.094	149.4	25:00.701
10	2:02.011	34.400	1:05.349	22.262	149.8	26:05.831	11	2:12.786B	35.467	1:10.211	27.108	137.6	27:13.487
11	2:17.394B	39.627	1:09.422	28.345	133.0	28:23.225	12	6:38.504	4:55.179	1:21.599	21.726	45.9	33:51.991
12	5:10.923	3:25.312	1:23.238	22.373	58.8	33:34.148	13	2:10.110	35.158	1:13.388	21.564	140.5	36:02.101
13	2:04.872	34.387	1:08.514	21.971	146.4	35:39.020	14	2:03.048	34.443	1:07.125	21.480	148.5	38:05.149
14	2:00.929	34.162	1:04.942	21.825	151.1	37:39.949	15	2:09.503	35.535	1:12.160	21.808	141.1	40:14.652
15	2:00.442	33.875	1:04.663	21.904	151.8	39:40.391							
16	2:01.572	34.291	1:05.258	22.023	150.3	41:41.963							

13 **Celestino Vietti Ramus** ITA
JUNIOR TEAM VR46 RIDERS ACADI KTM

1	4:04.475	2:37.571	1:05.311	21.593	74.8	4:04.475
2	2:00.073	33.880	1:04.480	21.713	152.2	6:04.548
3	1:59.891	33.612	1:04.527	21.752	152.4	8:04.439
4	1:59.433	33.741	1:04.197	21.495	153.0	10:03.872
5	1:59.112	33.541	1:04.109	21.462	153.4	12:02.984
6	2:10.931B	35.804	1:06.750	28.377	139.6	14:13.915
7	5:07.344	3:39.737	1:05.889	21.718	59.5	19:21.259
8	2:04.223	35.425	1:07.275	21.523	147.1	21:25.482
9	2:00.801	33.813	1:05.097	21.891	151.3	23:26.283
10	2:01.213	34.116	1:05.174	21.923	150.8	25:27.496
11	2:11.291B	39.484	1:05.885	25.922	139.2	27:38.787
12	8:22.333	6:50.861	1:09.927	21.545	36.4	36:01.120
13	1:58.786	33.478	1:03.920	21.388	153.9	37:59.906
14	1:58.988	33.639	1:04.111	21.238	153.6	39:58.894
15	1:58.985	33.465	1:04.021	21.499	153.6	41:57.879

14 **Sergio García Dols** SPA
JUNIOR TEAM ESTRELLA GALICIA (HONDA

1	3:33.228	2:00.588	1:09.244	23.396	85.7	3:33.228
2	2:00.763	34.236	1:04.916	21.611	151.3	5:33.991
3	2:00.192	33.746	1:04.808	21.638	152.1	7:34.183
4	2:03.827	34.944	1:06.622	22.261	147.6	9:38.010
5	2:00.363	33.726	1:04.905	21.732	151.9	11:38.373
6	2:08.419B	35.467	1:05.657	27.295	142.3	13:46.792
7	5:35.341	4:04.672	1:09.002	21.667	54.5	19:22.133
8	2:02.470	34.557	1:05.903	22.010	149.2	21:24.603
9	2:01.757	34.294	1:05.337	22.126	150.1	23:26.360
10	2:01.034	34.154	1:05.147	21.733	151.0	25:27.394
11	2:09.550B	35.883	1:07.358	26.309	141.1	27:36.944
12	5:57.005	4:11.406	1:23.083	22.516	51.2	33:33.949
13	2:04.389	34.045	1:08.427	21.917	146.9	35:38.338
14	2:00.582	33.884	1:05.057	21.641	151.6	37:38.920
15	2:00.467	33.878	1:04.893	21.696	151.7	39:39.387
16	2:01.002	33.999	1:05.129	21.874	151.0	41:40.389

16 **Alex Ruiz Carranza** SPA
MRW-MAHINDRA-ASPAR TEAM MAHINDRA

1	2:39.320	1:01.451	1:07.408	30.461	114.7	2:39.320
2	2:05.058	35.035	1:07.966	22.057	146.1	4:44.378
3	2:03.286	35.143	1:06.290	21.853	148.3	6:47.664
4	2:01.847	34.199	1:05.762	21.886	150.0	8:49.511

17 **Riccardo Rossi** ITA
JHK T-SHIRT HUSQVARNA

1	2:44.352	1:14.684	1:07.645	22.023	111.2	2:44.352
2	2:02.719	34.269	1:06.416	22.034	148.9	4:47.071
3	2:03.082	34.430	1:06.347	22.305	148.5	6:50.153
4	2:06.655	38.014	1:06.421	22.220	144.3	8:56.808
5	2:06.442	35.388	1:08.772	22.282	144.6	11:03.250
6	2:02.654	34.461	1:06.064	22.129	149.0	13:05.904
7	2:13.488B	36.506	1:08.290	28.692	136.9	15:19.392
8	18:30.234	...	1:19.025	22.109	16.5	33:49.626
9	2:03.406	34.247	1:07.036	22.123	148.1	35:53.032
10	2:00.977	33.924	1:05.163	21.890	151.1	37:54.009
11	2:00.974	33.952	1:05.310	21.712	151.1	39:54.983
12	2:00.596	33.972	1:05.019	21.605	151.6	41:55.579

18 **Ryan Van De Lagemaat** NED
LAGEMAAT RACING KTM

1	2:33.094	44.380	1:20.443	28.271	119.4	2:33.094
2	2:04.869	35.269	1:07.201	22.399	146.4	4:37.963
3	2:12.175	35.061	1:14.389	22.725	138.3	6:50.138
4	2:05.040	35.220	1:07.118	22.702	146.2	8:55.178
5	2:04.650	35.384	1:06.876	22.390	146.6	10:59.828
6	2:06.574	37.614	1:06.849	22.111	144.4	13:06.402
7	2:03.609	34.860	1:06.551	22.198	147.9	15:10.011
8	2:04.797	34.931	1:07.309	22.557	146.5	17:14.808
9	2:06.784	37.204	1:07.522	22.058	144.2	19:21.592
10	2:04.072	34.844	1:07.340	21.888	147.3	21:25.664
11	2:03.554	34.810	1:06.486	22.258	147.9	23:29.218
12	2:09.823B	34.704	1:06.677	28.442	140.8	25:39.041
13	6:52.671B	4:44.040	1:37.087	31.544	44.3	32:31.712
14	2:46.143	59.910	1:22.819	23.414	110.0	35:17.855
15	2:07.910	35.189	1:09.533	23.188	142.9	37:25.765
16	2:04.159	35.134	1:06.641	22.384	147.2	39:29.924
17	2:03.800	34.908	1:06.641	22.251	147.6	41:33.724

19 **Rufino Florido Sánchez** SPA
MAHINDRA LAGLISSE TEAM MAHINDRA

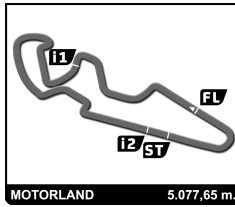
1	2:44.264	1:14.488	1:07.788	21.988	111.3	2:44.264
2	2:03.260	34.698	1:06.672	21.890	148.3	4:47.524
3	2:02.868	34.396	1:06.523	21.949	148.8	6:50.392
4	2:07.702	34.772	1:10.726	22.204	143.1	8:58.094
5	2:02.381	34.468	1:06.007	21.906	149.3	11:00.475
6	2:03.291	34.517	1:06.547	22.227	148.2	13:03.766
7	2:09.863	39.253	1:08.270	22.340	140.7	15:13.629
8	2:02.773	34.512	1:06.029	22.232	148.9	17:16.402





MotorLand Aragón / 7-8 October 2017

DORNA



MOTO3 FIM CEV REPSOL MOTORLAND ARAGÓN Qualifying practice 2

Analysis

■ Personal Best ■ Session Best B Crossing the finish line in pit lane

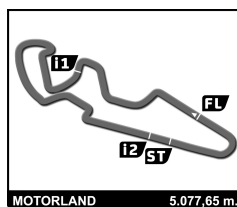
Lap	Time	Sector 1	Sector 2	Sector 3	Kph	Elapsed	Lap	Time	Sector 1	Sector 2	Sector 3	Kph	Elapsed
9	2:11.600B	35.382	1:07.421	28.797	138.9	19:28.002	4	2:06.050	35.420	1:07.896	22.734	145.0	8:37.740
10	14:24.929	...	1:22.034	21.647	21.1	33:52.931	5	2:05.613	35.274	1:07.650	22.689	145.5	10:43.353
11	2:09.642	34.931	1:12.970	21.741	141.0	36:02.573	6	2:05.477	35.281	1:07.476	22.720	145.7	12:48.830
12	2:02.013	34.538	1:05.766	21.709	149.8	38:04.586	7	2:10.813B	35.474	1:07.828	27.511	139.7	14:59.643
13	2:04.189	36.257	1:06.003	21.929	147.2	40:08.775	8	7:33.385	5:57.123	1:13.194	23.068	40.3	22:33.028
21 Alonso López González SPA							9 2:05.196 35.268 1:07.192 22.736 146.0 24:38.224						
JUNIOR TEAM ESTRELLA GALICIA (HONDA							10 2:05.416 35.310 1:07.517 22.589 145.7 26:43.640						
1	3:32.721	1:58.359	1:10.993	23.369	85.9	3:32.721	11	2:05.317	35.249	1:07.485	22.583	145.8	28:48.957
2	2:00.981	34.110	1:05.041	21.830	151.1	5:33.702	12	2:05.785	35.385	1:07.748	22.652	145.3	30:54.742
3	2:00.436	33.754	1:04.916	21.766	151.8	7:34.138	13	2:05.505	35.308	1:07.423	22.774	145.6	33:00.247
4	2:03.628	35.578	1:06.270	21.780	147.8	9:37.766	27 Mattia Casadei ITA						
5	2:01.654	33.947	1:06.080	21.627	150.2	11:39.420	SIC58 SQUADRA CORSE HONDA						
6	2:00.889	34.019	1:05.003	21.867	151.2	13:40.309	1	3:32.711	2:00.661	1:08.638	23.412	85.9	3:32.711
7	2:14.299B	39.087	1:08.415	26.797	136.1	15:54.608	2	2:01.182	34.230	1:05.081	21.871	150.8	5:33.893
8	17:56.022	...	1:20.815	21.514	17.0	33:50.630	3	2:00.598	33.975	1:04.854	21.769	151.6	7:34.491
9	2:12.482	41.948	1:09.210	21.324	138.0	36:03.112	4	2:02.278	34.061	1:06.180	22.037	149.5	9:36.769
10	1:58.858	33.661	1:04.065	21.132	153.8	38:01.970	5	2:01.905	34.242	1:05.622	22.041	149.9	11:38.674
11	1:58.482	33.219	1:03.876	21.387	154.3	40:00.452	6	2:08.561B	35.319	1:05.767	27.475	142.2	13:47.235
22 Apiwath Wongthananon THA							7 22:16.793 ... 1:08.347 21.834 13.7 36:04.028						
VR46 MASTERCAMP TEAM KTM							8 2:00.472 33.854 1:05.216 21.402 151.7 38:04.500						
1	4:04.881	2:35.451	1:07.194	22.236	74.6	4:04.881	28 Loran Faber NED						
2	2:01.789	34.084	1:05.689	22.016	150.1	6:06.670	DUTCH RACING TEAM HONDA						
3	2:12.112B	35.349	1:08.889	22.874	138.3	8:18.782	1	2:20.304	43.991	1:13.885	22.428	130.3	2:20.304
4	4:58.437	3:29.641	1:05.593	23.203	61.2	13:17.219	2	2:04.067	35.046	1:06.966	22.055	147.3	4:24.371
5	2:01.399	34.127	1:05.646	21.626	150.6	15:18.618	3	2:04.224	35.283	1:06.966	21.975	147.1	6:28.595
6	2:01.034	34.107	1:05.120	21.807	151.0	17:19.652	4	2:05.074	34.758	1:07.193	23.123	146.1	8:33.669
7	2:01.351	33.847	1:05.672	21.832	150.6	19:21.003	5	2:03.352	34.939	1:06.319	22.094	148.2	10:37.021
8	2:04.853	37.272	1:06.220	21.361	146.4	21:25.856	6	2:03.823	34.789	1:06.759	22.275	147.6	12:40.844
9	2:00.969	34.385	1:05.015	21.569	151.1	23:26.825	7	2:03.375	34.736	1:06.451	22.188	148.1	14:44.219
10	2:07.883B	34.640	1:06.901	26.342	142.9	25:34.708	8	2:10.721B	34.890	1:06.945	28.886	139.8	16:54.940
11	10:27.406	8:58.841	1:07.310	21.255	29.1	36:02.114	9	5:34.865	4:00.512	1:10.732	23.621	54.6	22:29.805
12	1:58.829	33.554	1:04.176	21.099	153.8	38:00.943	10	2:02.554	34.414	1:06.180	21.960	149.1	24:32.359
13	1:59.886	33.536	1:04.991	21.359	152.5	40:00.829	11	2:01.643	34.382	1:05.386	21.875	150.3	26:34.002
23 Raúl Fernández González SPA							12 2:00.921 34.125 1:05.036 21.760 151.1 28:34.923						
MRW-MAHINDRA-ASPAR TEAM MAHINDRA							13 2:01.022 34.155 1:05.151 21.716 151.0 30:35.945						
1	2:43.108	1:13.654	1:07.531	21.923	112.1	2:43.108	14	2:00.980	34.074	1:05.086	21.820	151.1	32:36.925
2	2:02.036	34.326	1:05.887	21.823	149.8	4:45.144	15	2:01.053	34.174	1:05.090	21.789	151.0	34:37.978
3	2:02.266	34.482	1:06.004	21.780	149.5	6:47.410	16	2:02.175	34.593	1:05.626	21.956	149.6	36:40.153
4	2:01.966	34.157	1:05.726	22.083	149.9	8:49.376	17	2:01.442	34.417	1:05.304	21.721	150.5	38:41.595
5	2:10.948B	34.763	1:08.692	27.493	139.6	11:00.324	18	2:01.135	34.263	1:05.134	21.738	150.9	40:42.730
6	8:57.956	7:26.347	1:08.704	22.905	34.0	19:58.280	31 Kazuki Masaki JPN						
7	2:01.468	34.152	1:05.356	21.960	150.5	21:59.748	ASIA TALENT TEAM HONDA						
8	2:02.164	34.043	1:05.914	22.207	149.6	24:01.912	1	3:06.872	1:37.308	1:07.815	21.749	97.8	3:06.872
9	2:04.475	36.624	1:05.447	22.404	146.8	26:06.387	2	2:02.130	34.424	1:06.014	21.692	149.7	5:09.002
10	2:10.014B	36.060	1:07.649	26.305	140.6	28:16.401	3	2:01.421	34.214	1:05.385	21.822	150.5	7:10.423
11	9:22.387	6:58.791	1:57.477	26.119	32.5	37:38.788	4	2:01.060	34.084	1:05.323	21.653	151.0	9:11.483
12	2:01.679	34.501	1:05.528	21.650	150.2	39:40.467	5	2:00.452	33.868	1:04.962	21.622	151.7	11:11.935
13	2:01.603	34.110	1:05.673	21.820	150.3	41:42.070	6	2:11.306B	34.816	1:05.676	30.814	139.2	13:23.241
24 Chandler Cooper AUS							7 4:16.172 2:47.521 1:06.691 21.960 71.3 17:39.413						
PROMORACING KTM							8 2:01.965 34.767 1:05.439 21.759 149.9 19:41.378						
1	2:19.341	45.901	1:10.601	22.839	131.2	2:19.341	9	2:00.693	33.976	1:04.950	21.767	151.4	21:42.071
2	2:06.312	35.726	1:08.016	22.570	144.7	4:25.653	10	2:00.481	33.852	1:04.882	21.747	151.7	23:42.552
3	2:06.037	35.703	1:07.642	22.692	145.0	6:31.690	11	2:01.048	34.568	1:04.869	21.611	151.0	25:43.600
							12 2:08.944B 34.369 1:05.775 28.800 141.7 27:52.544						





MotorLand Aragón / 7-8 October 2017

DORNA



MOTO3 FIM CEV REPSOL MOTORLAND ARAGÓN Qualifying practice 2

Analysis

Personal Best Session Best Crossing the finish line in pit lane

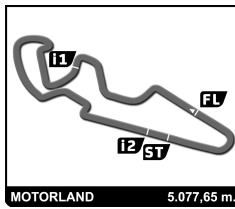
Lap	Time	Sector 1	Sector 2	Sector 3	Kph	Elapsed	Lap	Time	Sector 1	Sector 2	Sector 3	Kph	Elapsed	
13	5:59.864	4:16.377	1:21.810	21.677	50.8	33:52.408	3	2:01.284	34.558	1:05.272	21.454	150.7	7:12.906	
14	2:11.186	36.323	1:13.469	21.394	139.3	36:03.594	4	2:01.695	34.379	1:05.562	21.754	150.2	9:14.601	
15	1:59.845	33.702	1:05.006	21.137	152.5	38:03.439	5	2:00.949	34.057	1:05.236	21.656	151.1	11:15.550	
16	1:58.782	33.309	1:04.221	21.252	153.9	40:02.221	6	2:08.223B	34.501	1:05.610	28.112	142.5	13:23.773	
32 Ai Ogura	JPN							7	5:16.393	3:41.842	1:12.803	21.748	57.8	18:40.166
ASIA TALENT TEAM	HONDA							8	2:00.995	34.187	1:05.036	21.772	151.1	20:41.161
1	3:06.735	1:37.196	1:07.675	21.864	97.9	3:06.735	9	2:03.754	34.117	1:07.757	21.880	147.7	22:44.915	
2	2:01.955	34.256	1:05.749	21.950	149.9	5:08.690	10	2:01.986	34.370	1:05.250	22.366	149.8	24:46.901	
3	2:01.606	34.148	1:05.590	21.868	150.3	7:10.296	11	2:00.894	33.968	1:05.130	21.796	151.2	26:47.795	
4	2:00.938	33.917	1:05.268	21.753	151.1	9:11.234	12	2:05.425B	34.289	1:05.808	25.328	145.7	28:53.220	
5	2:00.493	33.943	1:05.043	21.507	151.7	11:11.727	13	5:01.796	3:27.981	1:12.146	21.669	60.6	33:55.016	
6	2:10.821B	35.586	1:05.973	29.262	139.7	13:22.548	14	2:10.069	37.586	1:10.987	21.496	140.5	36:05.085	
7	4:15.693	2:46.352	1:07.500	21.841	71.5	17:38.241	15	2:00.144	33.791	1:04.998	21.355	152.1	38:05.229	
8	8:28.590B	35.9	26:06.831	16	2:03.266	36.197	1:05.427	21.642	148.3	40:08.495	
9	11:50.104B	...	1:11.734	27.909	25.7	37:56.935								
33 Yuki Kunii	JPN							45 Clément Rougé	FRA					
ASIA TALENT TEAM	HONDA							TEAM C - RACER	KALEX					
1	3:07.243	1:37.685	1:07.579	21.979	97.6	3:07.243	1	2:20.686	43.033	1:15.006	22.647	129.9	2:20.686	
2	2:02.067	34.285	1:06.227	21.555	149.7	5:09.310	2	2:04.613	34.908	1:07.604	22.101	146.7	4:25.299	
3	2:01.280	34.263	1:05.384	21.633	150.7	7:10.590	3	15:51.192	34.786	1:07.031	...	19.2	20:16.491	
4	2:01.083	34.113	1:05.402	21.568	150.9	9:11.673	4	2:14.312	35.463	1:11.315	27.534	136.1	22:30.803	
5	2:00.932	34.102	1:05.457	21.373	151.1	11:12.605	5	2:03.737	34.742	1:06.626	22.369	147.7	24:34.540	
6	2:09.271B	35.040	1:05.834	28.397	141.4	13:21.876								
7	5:16.889	3:45.938	1:09.192	21.759	57.7	18:38.765								
8	2:01.609	34.124	1:05.546	21.939	150.3	20:40.374								
9	2:03.339	34.933	1:06.421	21.985	148.2	22:43.713								
10	2:06.810	37.587	1:07.079	22.144	144.1	24:50.523								
11	2:06.501B	34.337	1:05.790	26.374	144.5	26:57.024								
12	6:59.125	5:23.968	1:12.848	22.309	43.6	33:56.149								
13	2:06.451	35.374	1:09.666	21.411	144.5	36:02.600								
14	2:00.930	34.062	1:05.479	21.389	151.1	38:03.530								
15	1:59.684	33.675	1:04.723	21.286	152.7	40:03.214								
34 Andi Farid Izdihar	INA							47 Aaron Polanco Muñoz	SPA					
ASTRA HONDA RACING TEAM	HONDA							LEOPARD JUNIOR TEAM	HONDA					
1	3:07.640	1:38.629	1:07.327	21.684	97.4	3:07.640	1	3:06.524	1:28.186	1:16.005	22.333	98.0	3:06.524	
2	2:01.441	34.177	1:05.484	21.780	150.5	5:09.081	2	2:04.506	34.710	1:07.881	21.915	146.8	5:11.030	
3	2:01.106	34.227	1:05.153	21.726	150.9	7:10.187	3	2:01.575	34.830	1:05.145	21.600	150.3	7:12.605	
4	2:01.351	34.123	1:05.367	21.861	150.6	9:11.538	4	2:00.045	33.794	1:04.678	21.573	152.3	9:12.650	
5	2:00.550	33.985	1:05.049	21.516	151.6	11:12.088	5	2:01.060	33.852	1:05.543	21.665	151.0	11:13.710	
6	2:12.627B	34.900	1:06.026	31.701	137.8	13:24.715	6	2:07.377B	34.274	1:05.792	27.311	143.5	13:21.087	
7	4:50.673	3:22.610	1:06.048	22.015	62.9	18:15.388	7	5:32.514	4:04.318	1:06.098	22.098	55.0	18:53.601	
8	2:01.248	34.066	1:05.174	22.008	150.7	20:16.636	8	2:00.510	33.836	1:04.800	21.874	151.7	20:54.111	
9	2:00.985	34.042	1:05.028	21.915	151.1	22:17.621	9	2:00.650	33.667	1:05.033	21.950	151.5	22:54.761	
10	2:02.185	34.077	1:06.125	21.983	149.6	24:19.806	10	2:07.364B	34.401	1:05.964	26.999	143.5	25:02.125	
11	2:09.907B	34.761	1:07.912	27.234	140.7	26:29.713	11	8:48.903	7:07.068	1:20.101	21.734	34.6	33:51.028	
12	7:25.248	5:48.615	1:14.847	21.786	41.0	33:54.961	12	2:06.923	37.246	1:07.774	21.903	144.0	35:57.951	
13	2:09.781	36.157	1:12.093	21.531	140.8	36:04.742	13	1:59.076	33.496	1:04.134	21.446	153.5	37:57.027	
14	1:59.924	33.635	1:04.983	21.306	152.4	38:04.666	14	1:58.777	33.387	1:03.988	21.402	153.9	39:55.804	
15	1:59.856	33.992	1:04.472	21.392	152.5	40:04.522	15	1:59.715	33.263	1:05.041	21.411	152.7	41:55.519	
35 Somkiat Chantra	THA							48 Andrea Cavaliere	ITA					
AP HONDA RACING TEAM	HONDA							JHK T-SHIRT	HUSQVARNA					
1	3:08.447	1:39.034	1:07.545	21.868	97.0	3:08.447	1	2:50.861	1:15.585	1:12.959	22.317	107.0	2:50.861	
2	2:03.175	34.203	1:07.323	21.649	148.4	5:11.622	2	2:02.379	34.444	1:05.906	22.029	149.3	4:53.240	
							3	2:02.087	34.549	1:05.357	22.181	149.7	6:55.327	
							4	2:05.486	34.653	1:08.384	22.449	145.7	9:00.813	
							5	2:01.331	34.521	1:05.073	21.737	150.6	11:02.144	
							6	2:02.201	34.438	1:05.845	21.918	149.6	13:04.345	
							7	2:12.588B	39.135	1:07.204	26.249	137.8	15:16.933	
							8	4:39.959	3:08.610	1:08.946	22.403	65.3	19:56.892	
							9	2:02.654	34.621	1:05.933	22.100	149.0	21:59.546	
							10	2:09.052B	35.572	1:06.711	26.769	141.6	24:08.598	
							11	9:42.774	8:00.067	1:21.121	21.586	31.4	33:51.372	
							12	2:06.701	35.869	1:08.921	21.911	144.3	35:58.073	
							13	2:01.149	33.892	1:05.572	21.685	150.9	37:59.222	
							14	2:02.201	34.911	1:05.659	21.631	149.6	40:01.423	





MotorLand Aragón / 7-8 October 2017

DORNA



MOTO3 FIM CEV REPSOL MOTORLAND ARAGÓN Qualifying practice 2

Analysis

■ Personal Best ■ Session Best ■ Crossing the finish line in pit lane

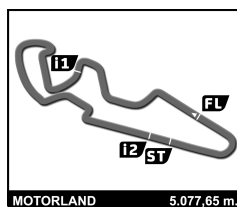
Lap	Time	Sector 1	Sector 2	Sector 3	Kph	Elapsed	Lap	Time	Sector 1	Sector 2	Sector 3	Kph	Elapsed	
50	Jason Dupasquier SWI CARXPERT INTERWETTEN JUNIOR KTM							65	Josh Owens GBR PROMORACING KALEX					
1	2:21.527	52.334	1:07.030	22.163	129.1	2:21.527	1	2:18.747	45.685	1:10.459	22.603	131.7	2:18.747	
2	2:03.116	34.605	1:06.583	21.928	148.5	4:24.643	2	2:04.597	35.443	1:07.115	22.039	146.7	4:23.344	
3	2:03.257	34.925	1:06.213	22.119	148.3	6:27.900	3	2:04.025	34.477	1:06.980	22.568	147.4	6:27.369	
4	2:10.123B	34.476	1:07.419	28.228	140.5	8:38.023	4	2:03.805	34.794	1:06.683	22.328	147.6	8:31.174	
5	5:04.369	3:31.062	1:10.859	22.448	60.0	13:42.392	5	2:03.306	34.697	1:06.450	22.159	148.2	10:34.480	
6	2:01.591	34.413	1:05.393	21.785	150.3	15:43.983	6	2:03.566	34.856	1:06.543	22.167	147.9	12:38.046	
7	2:01.032	34.043	1:05.207	21.782	151.0	17:45.015	7	2:16.248B	35.465	1:11.181	29.602	134.1	14:54.294	
8	2:00.941	33.836	1:05.312	21.793	151.1	19:45.956	8	8:08.906	6:39.749	1:06.909	22.248	37.4	23:03.200	
9	2:00.842	33.977	1:04.994	21.871	151.2	21:46.798	9	2:01.936	34.269	1:05.662	22.005	149.9	25:05.136	
10	2:00.757	34.045	1:04.901	21.811	151.4	23:47.555	10	2:01.741	34.297	1:05.513	21.931	150.1	27:06.877	
11	2:07.454B	34.709	1:06.590	26.155	143.4	25:55.009	11	2:01.557	34.127	1:05.504	21.926	150.4	29:08.434	
12	5:19.076	3:50.592	1:06.500	21.984	57.3	31:14.085	12	2:01.702	34.324	1:05.624	21.754	150.2	31:10.136	
13	2:11.137B	34.616	1:10.537	25.984	139.4	33:25.222	13	2:04.091	34.474	1:07.640	21.977	147.3	33:14.227	
14	4:41.370	3:07.337	1:12.280	21.753	65.0	38:06.592	14	2:01.911	34.218	1:05.597	22.096	149.9	35:16.138	
15	2:05.014	37.362	1:05.851	21.801	146.2	40:11.606	15	2:01.583	34.143	1:05.522	21.918	150.3	37:17.721	
							16	2:01.605	34.234	1:05.545	21.826	150.3	39:19.326	
							17	2:01.499	34.088	1:05.544	21.867	150.4	41:20.825	
52	Jeremy Alcoba Ferrer SPA JUNIOR TEAM ESTRELLA GALICIA (HONDA							67	Gerard Riu I Malé SPA MAHINDRA LAGLISSE TEAM MAHINDRA					
1	3:34.251	1:59.421	1:11.588	23.242	85.3	3:34.251	1	2:43.550	1:14.336	1:07.263	21.951	111.8	2:43.550	
2	2:00.793	34.248	1:04.953	21.592	151.3	5:35.044	2	2:02.390	34.274	1:06.246	21.870	149.3	4:45.940	
3	1:59.546	33.515	1:04.604	21.427	152.9	7:34.590	3	2:01.984	34.204	1:05.920	21.860	149.8	6:47.924	
4	2:08.678B	33.881	1:06.285	28.512	142.0	9:43.268	4	2:08.024	39.847	1:06.021	22.156	142.8	8:55.948	
5	11:44.874	...	1:07.448	21.571	25.9	21:28.142	5	2:01.727	34.239	1:05.610	21.878	150.1	10:57.675	
6	2:00.684	33.686	1:05.559	21.439	151.4	23:28.826	6	2:01.417	34.119	1:05.397	21.901	150.5	12:59.092	
7	1:59.423	33.444	1:04.675	21.304	153.0	25:28.249	7	2:01.869	34.243	1:05.569	22.057	150.0	15:00.961	
8	2:12.122B	34.543	1:09.278	28.301	138.3	27:40.371	8	2:01.916	34.168	1:05.573	22.175	149.9	17:02.877	
9	6:10.782	4:28.164	1:20.851	21.767	49.3	33:51.153	9	2:07.998B	34.478	1:06.816	26.704	142.8	19:10.875	
10	2:12.174	39.453	1:11.361	21.360	138.3	36:03.327	10	14:41.858	...	1:21.475	21.660	20.7	33:52.733	
11	1:59.660	33.642	1:04.746	21.272	152.7	38:02.987	11	2:11.638	39.106	1:10.906	21.626	138.8	36:04.371	
12	1:59.190	33.540	1:04.311	21.339	153.3	40:02.177	12	2:00.988	33.663	1:05.815	21.510	151.1	38:05.359	
							13	2:01.700	34.857	1:05.075	21.768	150.2	40:07.059	
55	Yari Montella ITA SIC58 SQUADRA CORSE HONDA							69	Rory Skinner GBR RACING STEPS FOUNDATION/KRP KTM					
1	3:52.294	2:23.395	1:06.923	21.976	78.7	3:52.294	1	3:07.590	1:25.921	1:19.075	22.594	97.4	3:07.590	
2	2:01.833	34.226	1:05.674	21.933	150.0	5:54.127	2	2:01.604	34.085	1:05.864	21.655	150.3	5:09.194	
							3	2:01.797	34.549	1:05.446	21.802	150.1	7:10.991	
							4	2:00.855	33.985	1:05.392	21.478	151.2	9:11.846	
							5	2:00.533	34.055	1:04.969	21.509	151.6	11:12.379	
							6	2:09.072B	34.986	1:05.979	28.107	141.6	13:21.451	
							7	8:03.883	6:33.837	1:08.186	21.860	37.8	21:25.334	
							8	2:01.366	34.245	1:05.578	21.543	150.6	23:26.700	
							9	2:01.206	34.399	1:05.138	21.669	150.8	25:27.906	
							10	2:10.059B	34.964	1:08.479	26.616	140.5	27:37.965	
							11	6:14.725	4:34.055	1:19.067	21.603	48.8	33:52.690	
							12	2:08.798	34.963	1:12.432	21.403	141.9	36:01.488	
							13	1:59.176	33.606	1:04.235	21.335	153.4	38:00.664	
							14	2:00.161	33.722	1:04.851	21.588	152.1	40:00.825	
63	Vicente Perez Selifa SPA REALE AVINTIA ACADEMY KTM							71	Dennis Foggia ITA JUNIOR TEAM VR46 RIDERS ACADI KTM					
1	3:10.584	1:24.282	1:24.387	21.915	95.9	3:10.584	1	4:02.208	2:35.283	1:05.218	21.707	75.5	4:02.208	
2	2:00.570	33.947	1:05.128	21.495	151.6	5:11.154								
3	2:00.775	34.242	1:04.895	21.638	151.3	7:11.929								
4	2:01.365	34.798	1:05.104	21.463	150.6	9:13.294								
5	2:00.495	34.191	1:04.932	21.372	151.7	11:13.789								
6	2:05.660B	34.256	1:05.506	25.898	145.4	13:19.449								
7	6:04.830	4:37.498	1:05.838	21.494	50.1	19:24.279								
8	2:00.551	33.835	1:05.101	21.615	151.6	21:24.830								
9	2:04.155	34.660	1:08.067	21.428	147.2	23:28.985								
10	1:59.395	33.670	1:04.534	21.191	153.1	25:28.380								
11	2:09.007B	34.648	1:07.879	26.480	141.7	27:37.387								
12	8:31.225	6:57.234	1:11.971	22.020	35.8	36:08.612								
13	2:00.556	34.590	1:04.591	21.375	151.6	38:09.168								
14	1:59.632	33.819	1:04.482	21.331	152.8	40:08.800								





MotorLand Aragón / 7-8 October 2017

LORNA



MOTO3 FIM CEV REPSOL MOTORLAND ARAGÓN Qualifying practice 2

Analysis

Personal Best Session Best Crossing the finish line in pit lane

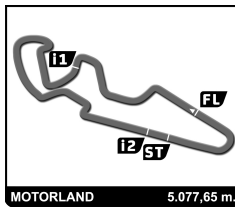
Lap	Time	Sector 1	Sector 2	Sector 3	Kph	Elapsed	Lap	Time	Sector 1	Sector 2	Sector 3	Kph	Elapsed					
2	2:00.361	33.642	1:05.040	21.679	151.9	6:02.569	11	1:58.737	33.379	1:03.714	21.644	153.9	26:45.393					
3	2:00.301	33.642	1:04.943	21.716	151.9	8:02.870	12	1:59.178	33.502	1:03.990	21.686	153.4	28:44.571					
4	1:59.645	33.657	1:04.378	21.610	152.8	10:02.515	13	1:59.348	33.536	1:04.135	21.677	153.1	30:43.919					
5	1:59.456	33.528	1:04.398	21.530	153.0	12:01.971	14	2:08.682 B	35.120	1:07.162	26.400	142.0	32:52.601					
6	2:10.323 B	36.448	1:06.744	27.131	140.2	14:12.294	15	8:15.541	6:43.254	1:09.540	22.747	36.9	41:08.142					
7	21:48.479	...	1:05.917	21.523	14.0	36:00.773	82 Stefano Nepa							ITA				
8	1:58.262	33.286	1:03.759	21.217	154.5	37:59.035	NRT JUNIOR TEAM							KTM				
9	1:58.966	33.462	1:04.147	21.357	153.6	39:58.001	1 2:55.059							1:15.343	1:17.274	22.442	104.4	2:55.059
10	1:58.158	33.164	1:03.792	21.202	154.7	41:56.159	2 2:01.118							34.448	1:04.972	21.698	150.9	4:56.177
1	3:09.400	1:24.391	1:23.239	21.770	96.5	3:09.400	3 2:00.646							33.898	1:05.014	21.734	151.5	6:56.823
2	2:01.531	34.094	1:05.724	21.713	150.4	5:10.931	4 2:07.594 B							34.322	1:07.529	25.743	143.2	9:04.417
3	2:01.237	34.629	1:05.006	21.602	150.8	7:12.168	5 10:18.074							8:45.363	1:11.185	21.526	29.6	19:22.491
4	2:00.537	33.952	1:04.852	21.733	151.6	9:12.705	6 2:05.080							35.490	1:08.045	21.545	146.1	21:27.571
5	2:00.071	33.855	1:04.815	21.401	152.2	11:12.776	7 1:59.866							33.737	1:04.765	21.364	152.5	23:27.437
6	2:07.640 B	34.697	1:05.812	27.131	143.2	13:20.416	8 2:02.482							35.417	1:05.526	21.539	149.2	25:29.919
7	6:05.230	4:38.268	1:05.275	21.687	50.0	19:25.646	9 2:12.138 B							33.816	1:09.306	29.016	138.3	27:42.057
8	2:00.203	33.921	1:04.818	21.464	152.1	21:25.849	10 8:12.767							6:38.326	1:12.110	22.331	37.1	35:54.824
9	2:01.396	34.289	1:05.473	21.634	150.6	23:27.245	11 2:00.725							34.410	1:04.708	21.607	151.4	37:55.549
10	2:00.948	34.293	1:05.147	21.508	151.1	25:28.193	12 1:59.502							33.487	1:04.701	21.314	152.9	39:55.051
11	2:10.272 B	37.817	1:06.277	26.178	140.3	27:38.465	13 1:59.709							33.685	1:04.648	21.376	152.7	41:54.760
12	8:22.763	6:55.204	1:06.067	21.492	36.4	36:01.228	84 Ivan Miralles Rodríguez							SPA				
13	1:58.983	33.564	1:03.967	21.452	153.6	38:00.211	CUNA DE CAMPEONES							MIR RACING				
14	2:00.911	33.861	1:05.056	21.994	151.2	40:01.122	1 2:33.194							51.854	1:15.342	25.998	119.3	2:33.194
1	2:42.910	1:13.217	1:07.752	21.941	112.2	2:42.910	2 2:04.415							34.757	1:07.189	22.469	146.9	4:37.609
2	2:01.694	34.209	1:05.647	21.838	150.2	4:44.604	3 2:09.258							35.169	1:10.688	23.401	141.4	6:46.867
3	2:01.604	34.180	1:05.440	21.984	150.3	6:46.208	4 2:03.354							34.553	1:06.760	22.041	148.2	8:50.221
4	2:01.306	34.020	1:05.448	21.838	150.7	8:47.514	5 2:05.839							37.028	1:06.567	22.244	145.2	10:56.060
5	2:00.674	33.967	1:04.972	21.735	151.5	10:48.188	6 2:03.172							34.604	1:06.412	22.156	148.4	12:59.232
6	2:15.376 B	36.195	1:13.428	25.753	135.0	13:03.564	7 2:12.778							39.611	1:07.906	25.261	137.7	15:12.010
7	5:19.349	3:50.927	1:06.466	21.956	57.2	18:22.913	8 2:02.865							34.493	1:06.218	22.154	148.8	17:14.875
8	2:11.124	38.578	1:10.584	21.962	139.4	20:34.037	9 2:14.143 B							40.725	1:07.187	26.231	136.3	19:29.018
9	2:00.947	33.951	1:05.015	21.981	151.1	22:34.984	10 6:14.904							4:39.290	1:08.969	26.645	48.8	25:43.922
10	2:20.158 B	41.089	1:13.428	25.641	130.4	24:55.142	11 2:02.819							34.358	1:06.089	22.372	148.8	27:46.741
11	8:53.993	7:12.937	1:19.145	21.911	34.2	33:49.135	12 2:02.841							34.479	1:06.055	22.307	148.8	29:49.582
12	2:03.371	34.306	1:06.977	22.088	148.1	35:52.506	13 2:07.074 B							34.417	1:07.426	25.231	143.8	31:56.656
13	2:00.801	34.023	1:05.073	21.705	151.3	37:53.307	14 3:57.187							2:05.295	1:23.391	28.501	77.1	35:53.843
14	2:01.129	34.033	1:05.256	21.840	150.9	39:54.436	15 2:02.698							34.367	1:06.401	21.930	149.0	37:56.541
15	2:00.876	34.173	1:05.045	21.658	151.2	41:55.312	16 2:02.450							34.194	1:06.307	21.949	149.3	39:58.991
1	2:46.151	1:00.951	1:14.963	30.237	110.0	2:46.151	17 2:02.257							34.091	1:06.048	22.118	149.5	42:01.248
2	2:00.461	34.132	1:04.954	21.375	151.7	4:46.612	86 Charlie Nesbitt							GBR				
3	2:00.275	33.742	1:04.926	21.607	152.0	6:46.887	JUNIOR TEAM ESTRELLA GALICIA I							HONDA				
4	2:00.309	33.638	1:04.797	21.874	151.9	8:47.196	1 2:41.246							1:12.059	1:06.893	22.294	113.3	2:41.246
5	1:59.925	33.753	1:04.464	21.708	152.4	10:47.121	2 2:02.545							34.575	1:05.823	22.147	149.1	4:43.791
6	1:59.872	33.642	1:04.379	21.851	152.5	12:46.993	3 2:02.591							34.428	1:05.989	22.174	149.1	6:46.382
7	1:59.787	33.640	1:04.456	21.691	152.6	14:46.780	4 2:00.855							34.094	1:05.297	21.464	151.2	8:47.237
8	2:11.512 B	35.326	1:07.793	28.393	139.0	16:58.292	5 2:00.924							34.058	1:05.063	21.803	151.1	10:48.161
9	5:48.986	4:22.531	1:04.880	21.575	52.4	22:47.278	6 2:13.078 B							35.819	1:07.915	29.344	137.3	13:01.239
10	1:59.378	33.422	1:03.874	22.082	153.1	24:46.656	7 6:21.048							4:50.334	1:09.147	21.567	48.0	19:22.287
1	2:46.151	1:00.951	1:14.963	30.237	110.0	2:46.151	8 2:02.369							34.555	1:05.796	22.018	149.4	21:24.656
2	2:00.461	34.132	1:04.954	21.375	151.7	4:46.612	9 2:01.865							34.734	1:05.255	21.876	150.0	23:26.521
3	2:00.275	33.742	1:04.926	21.607	152.0	6:46.887	10 2:01.429							34.610	1:05.255	21.564	150.5	25:27.950
4	2:00.309	33.638	1:04.797	21.874	151.9	8:47.196	11 2:15.659 B							38.846	1:08.234	28.579	134.7	27:43.609
5	1:59.925	33.753	1:04.464	21.708	152.4	10:47.121	12 6:04.903							4:23.471	1:19.191	22.241	50.1	33:48.512
6	1:59.872	33.642	1:04.379	21.851	152.5	12:46.993	13 2:03.208							34.761	1:06.160	22.287	148.3	35:51.720
7	1:59.787	33.640	1:04.456	21.691	152.6	14:46.780												
8	2:11.512 B	35.326	1:07.793	28.393	139.0	16:58.292												
9	5:48.986	4:22.531	1:04.880	21.575	52.4	22:47.278												
10	1:59.378	33.422	1:03.874	22.082	153.1	24:46.656												





MotorLand Aragón / 7-8 October 2017

DORNA rme



MOTO3 FIM CEV REPSOL MOTORLAND ARAGÓN Qualifying practice 2

Analysis

■ Personal Best ■ Session Best B Crossing the finish line in pit lane

Lap	Time	Sector 1	Sector 2	Sector 3	Kph	Elapsed	Lap	Time	Sector 1	Sector 2	Sector 3	Kph	Elapsed
14	2:01.655	34.444	1:05.319	21.892	150.2	37:53.375							
15	2:00.979	34.142	1:05.214	21.623	151.1	39:54.354							
16	2:00.470	34.039	1:04.787	21.644	151.7	41:54.824							

88 Brunopalazzese Ieraci		ITA					
TM RACING FACTORY TEAM		TM RACING					
1	2:42.340	1:10.828	1:08.732	22.780	112.6	2:42.340	
2	2:13.399B	35.421	1:09.695	28.283	137.0	4:55.739	
3	2:23.948	53.908	1:07.542	22.498	127.0	7:19.687	
4	2:03.835	34.751	1:06.682	22.402	147.6	9:23.522	
5	2:12.113B	36.059	1:07.631	28.423	138.3	11:35.635	
6	7:45.761	6:17.843	1:06.232	21.686	39.2	19:21.396	
7	2:03.705	34.711	1:07.324	21.670	147.7	21:25.101	
8	2:01.360	34.181	1:05.315	21.864	150.6	23:26.461	
9	2:01.740	34.278	1:05.503	21.959	150.1	25:28.201	
10	2:13.003B	35.335	1:08.988	28.680	137.4	27:41.204	
11	6:10.032	4:26.873	1:20.709	22.450	49.4	33:51.236	
12	2:12.191	39.603	1:11.088	21.500	138.3	36:03.427	
13	2:01.068	33.830	1:05.751	21.487	151.0	38:04.495	
14	2:00.796	34.036	1:05.192	21.568	151.3	40:05.291	

96 Brandon Paasch		USA					
PROMORACING		KTM					
1	2:41.270	1:03.652	1:14.616	23.002	113.3	2:41.270	
2	2:04.916	35.207	1:07.598	22.111	146.3	4:46.186	
3	2:05.069	35.208	1:07.511	22.350	146.1	6:51.255	
4	2:05.136	35.084	1:07.498	22.554	146.1	8:56.391	
5	2:04.478	34.919	1:07.163	22.396	146.8	11:00.869	
6	2:04.707	34.968	1:07.313	22.426	146.6	13:05.576	
7	2:22.225B	35.769	1:14.222	32.234	128.5	15:27.801	
8	8:01.662	6:27.281	1:12.310	22.071	37.9	23:29.463	
9	2:04.785	35.105	1:07.146	22.534	146.5	25:34.248	
10	2:20.660B	35.084	1:11.738	33.838	129.9	27:54.908	

99 Angel Lorente Molina		SPA					
CUNA DE CAMPEONES		MIR RACING					
1	2:38.977	56.659	1:13.295	29.023	115.0	2:38.977	
2	2:05.922	36.997	1:07.144	21.781	145.1	4:44.899	
3	2:02.005	34.587	1:05.402	22.016	149.8	6:46.904	
4	2:00.690	33.951	1:05.136	21.603	151.4	8:47.594	
5	2:00.655	34.010	1:04.990	21.655	151.5	10:48.249	
6	2:02.138	34.325	1:05.568	22.245	149.6	12:50.387	
7	2:10.962B	34.162	1:08.469	28.331	139.6	15:01.349	
8	8:25.082	6:54.092	1:08.211	22.779	36.2	23:26.431	
9	2:01.842	34.796	1:05.355	21.691	150.0	25:28.273	
10	2:10.875B	35.343	1:07.894	27.638	139.7	27:39.148	
11	7:59.368	6:24.208	1:12.844	22.316	38.1	35:38.516	
12	2:01.132	33.971	1:05.295	21.866	150.9	37:39.648	
13	2:00.887	33.853	1:05.351	21.683	151.2	39:40.535	
14	2:01.622	34.326	1:05.433	21.863	150.3	41:42.157	

