

Circuit Ricardo Tormo / 18-19 November 2017

Logon

FIM CEV REPSOL. Circuit CV

17 - 19 November 2017

Laps: 11

Circuit de la C.Valenciana

Length: 4005 metros

Results

Race ETC

Pos.	N.	Rider	Team	Motorcycle	Nat.	Laps	Time	Best Lap	iL	Gap	Interval	Speed	Tyr.	Pt.	Cat.
1	55	TOLEDO,Alex	Cuna de Campeones	Honda	SPA	11	19:15,827	01:44,084	2			137,31	Du	25	
2	19	RODRIGUEZ,Víctor	Gr.Machado Came	Honda	SPA	11	19:15,871	01:44,346	7	00:00,044	00:00,044	137,31	Du	20	
3	77	PEREZ,Andreas	Reale Avintia Acad.	Honda	SPA	11	19:15,935	01:44,308	7	00:00,108	00:00,064	137,31	Du	16	
4	44	FERNANDEZ,Adrián	H43Team Nobby	Honda	SPA	11	19:16,324	01:44,165	4	00:00,497	00:00,389	137,2	Du	13	
5	18	GONZALEZ,Manuel	Halcourier Racing	Honda	SPA	11	19:16,446	01:44,157	8	00:00,619	00:00,122	137,2	Du	11	
6	43	JESPERSEN,Simon	Team Jespersen	Honda	DEN	11	19:16,456	01:43,917	4	00:00,629	00:00,010	137,2	Du	10	
7	12	PAAVILAINEN,Peetu	H43Team Nobby	Honda	FIN	11	19:16,492	01:43,695	6	00:00,665	00:00,036	137,2	Du	9	
8	83	KAWAKAMI,Meikon	PlaystationLaglisse	Honda	BRA	11	19:17,022	01:44,104	6	00:01,195	00:00,530	137,08	Du	8	
9	30	COOK,Max	Wilson Racing	Honda	GBR	11	19:17,044	01:43,879	2	00:01,217	00:00,022	137,08	Du	7	
10	50	VOSTATEK,Ondrej	ETG Racing	Honda	CZE	11	19:17,213	01:43,787	4	00:01,386	00:00,169	137,08	Du	6	
11	21	FALCONE,Vincent	TFC Racing	Honda	FRA	11	19:17,218	01:43,595	8	00:01,391	00:00,005	137,08	Du	5	
12	16	DAVIS,Jamie W.	Fau55 Racing	Honda	GBR	11	19:17,372	01:43,793	2	00:01,545	00:00,154	137,08	Du	4	
13	45	ARTIGAS,Xavier	Larresport	Honda	SPA	11	19:17,481	01:43,819	6	00:01,654	00:00,109	137,08	Du	3	
14	7	BALTUS,Barry	Reale Avintia Acad.	Honda	BEL	11	19:21,029	01:44,321	3	00:05,202	00:03,548	136,6	Du	2	
15	24	GREGORIO,Matthieu	Blumaq HMA R.	Honda	FRA	11	19:24,752	01:44,597	6	00:08,925	00:03,723	136,25	Du	1	
16	61	GARCIA,Iker	Reale Avintia Acad.	Honda	SPA	11	19:24,855	01:44,741	6	00:09,028	00:00,103	136,25	Du		
17	9	GOMEZ,Francisco	Team Larresport	Honda	SPA	11	19:24,896	<b>01:43,370</b>	11	00:09,069	00:00,041	136,25	Du		
18	80	ALONSO,Víctor	42Motorsport	Honda	SPA	11	19:28,144	01:44,405	11	00:12,317	00:03,248	135,79	Du		
19	15	VERDUGO,Luis M,	Team Stratos	Honda	SPA	11	19:31,068	01:45,175	11	00:15,241	00:02,924	135,44	Du		
20	22	CRISTIN,Stefano	Bierreti	Honda	ITA	11	19:31,271	01:45,231	3	00:15,444	00:00,203	135,44	Du		
21	81	HEREDIA,Angel	Team Stratos	Honda	SPA	11	19:37,011	01:45,615	8	00:21,184	00:05,740	134,75	Du		
22	64	VELTHUIZEN,Colin	4Holland Racing	Honda	NED	11	19:41,080	01:46,112	11	00:25,253	00:04,069	134,29	Du		
23	31	NYUL,Aurel	T.Honda Impala	Honda	FRA	11	19:43,585	01:45,939	9	00:27,758	00:02,505	134,06	Du		
24	70	WENDEBORN,Lukas	Lukasracing	Honda	SWE	11	19:43,820	01:45,998	9	00:27,993	00:00,235	134,06	Du		
25	56	ATKINS,Charlie	Wilson Racing	Honda	GBR	11	19:45,287	01:46,306	10	00:29,460	00:01,467	133,84	Du		
26	2	HART,Jack	Hart Racing	Honda	GBR	11	19:53,195	01:47,062	6	00:37,368	00:07,908	132,94	Du		
27	74	SAKO,Daijiro	Blumaq HMA R.	Honda	JPN	11	19:59,714	01:46,612	2	00:43,887	00:06,519	132,28	Du		
28	40	SUAREZ,José	Reale Avintia Acad.	Honda	SPA	11	20:06,574	01:48,113	2	00:50,747	00:06,860	131,51	Du		
29	33	REHACEK,Filip	Igax Team	Honda	CZE	11	20:12,586	01:48,931	8	00:56,759	00:06,012	130,86	Du		
30	8	VERA,Iker	Halcourier MS R.	Honda	SPA	11	20:27,767	01:50,025	4	01:11,940	00:15,181	129,26	Du		
31	4	MARTINHO,Kiko	Gr.Machado Came	Honda	POR	11	20:43,161	01:50,768	11	01:27,334	00:15,394	127,59	Du		
<b>Not Classified</b>															
.	23	UVIÑA,Joan	Gr.Machado Came	Honda	SPA	9	15:58,493	01:44,219	2	-2 Lap	-2 Lap	135,45	Du		
.	34	ACOSTA,Pedro	Cuna de Campeones	Honda	SPA	6	10:33,583	01:44,187	3	-5 Lap	-3 Lap	136,66	Du		
.	36	NEILA,Beatriz	Team Stratos	Honda	SPA	5	09:03,709	01:45,187	4	-6 Lap	-1 Lap	132,76	Du		
.	26	PARRA,Miguel	Blumaq HMA R.	Honda	SPA	3	05:19,858	01:44,127	3	-8 Lap	-2 Lap	135,59	Du		
.	27	DIEZ,Alejandro	T.Honda Impala	Honda	SPA								Du		

# 7, 80 Penalty track limits

Best Lap: Rider 9 - GOMEZ,Francisco - Time: 01:43,370 at 139,48 Km/h

Pole position: 9 - GOMEZ,Francisco, time: 01:42,859

Circuit de la C.Valenciana

Final Official

Provisional Official

Length: 4005 Hour: 13:00:00

JURY:

Hour:

C.of the Course:

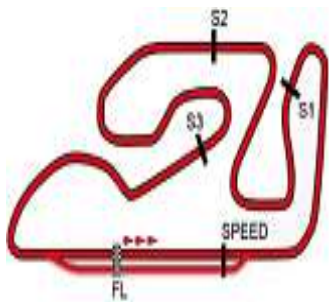
Hour:

C.Timekeeper:

Hour: 13:45:40



CRONOCIRCUIT: oscar.gutierrez@circuitvalencia.com



Circuit Ricardo Tormo / 18-19 November 2017



Circuit de la C.Valenciana

17 - 19 November 2017

Circuit de la C.Valenciana

Race ETC

**LISTADO DEL PLANNING**

	V1	V2	V3	V4	V5	V6	V7	V8	V9	V10	V11
55 - TOLEDO,Alex	19	19	19	19	7	83	19	7	7	7	55
19 - RODRIGUEZ,Victor	7	7	7	7	77	7	7	77	19	19	19
77 - PEREZ,Andreas	77	77	34	77	19	19	77	19	77	77	77
44 - FERNANDEZ,Adrián	83	18	77	34	34	77	83	44	55	55	7
18 - GONZALEZ,Manuel	18	34	18	18	83	44	55	55	44	43	44
43 - JESPERSEN,Simon	43	83	55	83	44	34	44	83	43	18	18
12 - PAAVILAINEN,Peetu	34	55	26	55	55	18	43	18	83	44	43
83 - KAWAKAMI,Meikon	26	44	83	44	18	55	18	43	18	30	12
30 - COOK,Max	55	26	44	43	43	43	30	30	30	83	83
50 - VOSTATEK,Ondrej	44	30	43	30	30	30	50	50	50	12	30
21 - FALCONE,Vincent	23	23	23	23	50	50	23	23	21	50	50
16 - DAVIS,Jamie W.	30	16	30	50	23	23	12	16	12	21	21
45 - ARTIGAS,Xavier	50	43	16	16	16	16	16	12	16	16	16
7 - BALTUS,Barry	16	50	50	12	12	12	45	21	45	45	45
24 - GREGORIO,Matthieu	36	45	12	45	45	45	21	45	80	80	80
61 - GARCIA,Iker	12	12	45	21	21	21	80	80	61	61	24
9 - GOMEZ,Franisco	45	21	21	36	61	61	61	61	24	24	61
80 - ALONSO,Victor	21	36	36	61	80	80	24	24	9	9	9
15 - VERDUGO,Luis M.	80	80	24	80	24	24	22	9	23P	22	15
22 - CRISTIN,Stefano	24	24	80	24	22	22	15	22	22	15	22
81 - HEREDIA,Angel	15	61	61	22	15	15	9	15	15	81	81
64 - VELTHUIZEN,Colin	61	15	22	15	81	81	81	81	81	64	64
31 - NYUL,Aurel	22	22	15	81	64	9	64	64	64	31	31
70 - WENDEBORN,Lukas	81	81	81	64	9	64	74	74	70	70	70
56 - ATKINS,Charlie	64	64	64	70	36P	74	70	70	31	56	56
2 - HART,Jack	74	74	70	74	74	70	31	31	56	2	2
74 - SAKO,Daijro	70	70	74	31	31	31	56	56	2	74	74
40 - SUAREZ,José	56	56	31	56	70	56	2	2	74	40	40
33 - REHACEK,Filip	31	31	56	9	56	2	40	40	40	33	33
8 - VERA,Iker	2	2	2	2	2	40	33	33	33	8	8
4 - MARTINHO,Kiko	40	40	9	40	40	33	8	8	8	4	4
- Not Classified	8	33	40	33	33	8	4	4	4		
23 - UVIÑA,Joan	33	8	33	8	8	4					
34 - ACOSTA,Pedro	4	9	8	4	4						
36 - NEILA,Beatriz	9	4	4								
26 - PARRA,Miguel	27										
27 - DIEZ,Alejandro											
- # 7, 80 Penalty track lim											

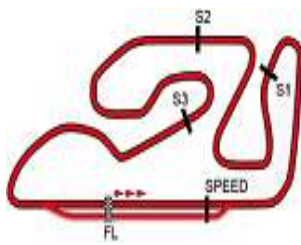
Presidente del Jurado

Director de Carrera

Cronometrador

Pág. 1





Circuit de la C.Valenciana

FIM CEV REPSOL. Circuit CV

VUELTA A VUELTA SECTORES Race ETC

<b>2 - HART,Jack</b>		P.Vmax: 21		T. Ideal: 01:46,766	
----------------------	--	------------	--	---------------------	--

V. Tiempo	Sector 1	Sector 2	Sector 3	Sector 4	V.Max	Hora
1 FIRST LAP	00:34,021	00:29,160	00:25,183	00:29,720	164,47	13:24:06
2 01:47,603	00:24,958	00:28,263	00:24,646	00:29,736	<b>193,43</b>	13:25:54
3 01:47,182	00:24,849	00:28,221	00:24,689	<b>00:29,423</b>	190,03	13:27:41
4 01:47,268	00:24,910	00:28,195	00:24,621	00:29,542	188,37	13:29:28
5 01:47,076	00:24,876	00:28,099	<b>00:24,599</b>	00:29,502	188,92	13:31:15
6 <b>01:47,062</b>	<b>00:24,819</b>	00:28,077	00:24,635	00:29,531	187,83	13:33:02
7 01:47,475	00:24,947	<b>00:27,925</b>	00:24,950	00:29,653	187,83	13:34:50
8 01:47,609	00:24,840	00:28,249	00:24,769	00:29,751	186,74	13:36:37
9 01:47,859	00:24,986	00:28,285	00:24,813	00:29,775	185,67	13:38:25
10 01:47,915	00:25,052	00:28,235	00:24,752	00:29,876	187,83	13:40:13
11 01:48,062	00:24,936	00:28,331	00:24,814	00:29,981	186,21	13:42:01

<b>4 - MARTINHO,Kiko</b>		P.Vmax: 35		T. Ideal: 01:50,590	
--------------------------	--	------------	--	---------------------	--

V. Tiempo	Sector 1	Sector 2	Sector 3	Sector 4	V.Max	Hora
1 FIRST LAP	00:35,224	00:29,992	00:26,301	00:31,125	161,19	13:24:11
2 01:53,262	00:26,578	00:29,626	00:26,078	00:30,980	<b>181,01</b>	13:26:04
3 01:53,143	00:26,514	00:29,620	00:26,145	00:30,864	<b>181,01</b>	13:27:57
4 01:52,841	00:26,389	00:29,512	00:26,152	00:30,788	180,00	13:29:50
5 01:52,312	00:26,263	00:29,354	00:25,939	00:30,756	180,50	13:31:42
6 01:52,083	00:26,168	00:29,378	00:25,911	00:30,626	180,00	13:33:34
7 01:51,859	00:26,145	00:29,343	00:25,787	00:30,584	179,50	13:35:26
8 01:52,106	00:26,222	00:29,524	00:25,847	00:30,513	178,02	13:37:18
9 01:50,912	<b>00:25,974</b>	<b>00:29,035</b>	00:25,410	00:30,493	180,50	13:39:09
10 01:51,233	00:26,014	00:29,296	00:25,493	00:30,430	180,50	13:41:00
11 <b>01:50,768</b>	00:26,097	00:29,090	<b>00:25,297</b>	<b>00:30,284</b>	179,50	13:42:51

<b>7 - BALTUS,Barry</b>		P.Vmax: 23		T. Ideal: 01:43,915	
-------------------------	--	------------	--	---------------------	--

V. Tiempo	Sector 1	Sector 2	Sector 3	Sector 4	V.Max	Hora
1 FIRST LAP	00:30,388	00:27,182	00:23,947	00:28,796	144,00	13:23:58
2 01:44,621	<b>00:24,206</b>	00:27,469	00:24,143	00:28,803	190,59	13:25:43
3 <b>01:44,321</b>	00:24,469	<b>00:27,173</b>	00:23,921	00:28,758	<b>192,28</b>	13:27:27
4 01:44,596	00:24,372	00:27,430	00:23,987	00:28,807	188,92	13:29:12
5 01:44,927	00:24,692	00:27,327	00:24,149	00:28,759	187,28	13:30:57
6 01:44,404	00:24,430	00:27,334	00:23,965	00:28,675	186,74	13:32:41
7 01:44,512	00:24,636	00:27,240	00:23,977	<b>00:28,659</b>	189,47	13:34:26
8 01:44,461	00:24,325	00:27,380	00:23,980	00:28,776	188,92	13:36:10
9 01:44,437	00:24,485	00:27,250	<b>00:23,877</b>	00:28,825	187,83	13:37:55
10 01:44,389	00:24,434	00:27,321	00:23,914	00:28,720	187,28	13:39:39
11 01:45,048	00:24,870	00:27,188	00:23,985	00:29,005	187,83	13:41:24

<b>8 - VERA,Iker</b>		P.Vmax: 32		T. Ideal: 01:49,720	
----------------------	--	------------	--	---------------------	--

V. Tiempo	Sector 1	Sector 2	Sector 3	Sector 4	V.Max	Hora
1 FIRST LAP	00:34,198	00:29,509	00:25,722	00:30,460	161,19	13:24:08
2 01:50,286	00:25,863	00:29,161	<b>00:25,188</b>	<b>00:30,074</b>	186,21	13:25:58
3 01:50,477	00:25,879	00:28,930	00:25,423	00:30,245	<b>188,37</b>	13:27:49
4 <b>01:50,025</b>	00:25,721	<b>00:28,757</b>	00:25,250	00:30,297	184,09	13:29:39
5 01:51,262	00:26,229	00:28,972	00:25,501	00:30,560	183,57	13:31:30
6 01:50,873	00:26,025	00:28,869	00:25,340	00:30,639	183,57	13:33:21
7 01:50,919	00:25,866	00:28,862	00:25,592	00:30,599	183,57	13:35:12
8 01:51,225	00:25,986	00:29,113	00:25,658	00:30,468	184,09	13:37:03
9 01:50,353	<b>00:25,701</b>	00:28,850	00:25,288	00:30,514	183,05	13:38:53
10 01:51,149	00:26,057	00:29,030	00:25,347	00:30,715	184,09	13:40:44
11 01:51,309	00:25,874	00:29,134	00:25,517	00:30,784	182,54	13:42:36

<b>9 - GOMEZ,Francisco</b>		P.Vmax: 23		T. Ideal: 01:43,240	
----------------------------	--	------------	--	---------------------	--

V. Tiempo	Sector 1	Sector 2	Sector 3	Sector 4	V.Max	Hora
1 FIRST LAP	00:44,544	00:27,934	00:24,287	00:29,174		13:24:14
2 01:44,732	00:24,654	00:27,243	00:24,107	00:28,728	187,83	13:25:59
3 01:44,414	00:24,634	00:27,290	00:23,776	00:28,714	189,47	13:27:43

4 01:43,685	00:24,331	00:26,955	00:23,889	00:28,510	187,83	13:29:27
5 01:43,751	00:24,224	00:27,032	00:23,892	00:28,603	<b>192,28</b>	13:31:10
6 01:43,773	00:24,267	00:27,148	00:23,803	00:28,555	189,47	13:32:54
7 01:43,842	<b>00:24,223</b>	00:27,008	00:23,984	00:28,627	187,83	13:34:38
8 01:43,856	00:24,314	00:27,049	00:23,812	00:28,681	189,47	13:36:22
9 01:44,058	00:24,429	00:27,188	00:23,777	00:28,664	187,28	13:38:06
10 01:43,476	00:24,410	<b>00:26,919</b>	<b>00:23,670</b>	00:28,477	187,83	13:39:49
11 <b>01:43,370</b>	00:24,289	00:26,936	00:23,717	<b>00:28,428</b>	188,92	13:41:33

<b>12 - PAAVILAINEN,Peetu</b>		P.Vmax: 2		T. Ideal: 01:43,650	
-------------------------------	--	-----------	--	---------------------	--

V. Tiempo	Sector 1	Sector 2	Sector 3	Sector 4	V.Max	Hora
1 FIRST LAP	00:32,021	00:28,103	00:24,112	00:28,918	152,83	13:24:01
2 01:45,188	00:24,550	00:27,567	00:24,199	00:28,872	196,96	13:25:46
3 01:44,336	00:24,105	00:27,375	00:23,957	00:28,899	193,43	13:27:31
4 01:44,335	00:24,323	00:27,298	00:23,889	00:28,825	191,72	13:29:15
5 01:44,134	00:24,268	00:27,238	00:23,779	00:28,849	190,59	13:30:59
6 <b>01:43,695</b>	<b>00:24,086</b>	<b>00:27,226</b>	00:23,802	00:28,581	191,72	13:32:43
7 01:44,823	00:24,414	00:27,494	00:24,100	00:28,815	<b>200,62</b>	13:34:28
8 01:44,264	00:24,426	00:27,332	00:23,864	00:28,642	192,28	13:36:12
9 01:44,241	00:24,602	00:27,301	<b>00:23,770</b>	<b>00:28,568</b>	197,56	13:37:56
10 01:44,399	00:24,296	00:27,243	00:23,952	00:28,908	195,77	13:39:40
11 01:43,923	00:24,179	00:27,245	00:23,825	00:28,674	195,18	13:41:24

<b>15 - VERDUGO,Luis M,</b>		P.Vmax: 21		T. Ideal: 01:44,954	
-----------------------------	--	------------	--	---------------------	--

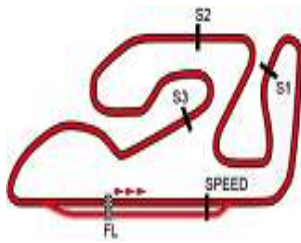
V. Tiempo	Sector 1	Sector 2	Sector 3	Sector 4	V.Max	Hora
1 FIRST LAP	00:32,533	00:28,596	00:24,354	00:29,170	154,29	13:24:03
2 01:45,817	00:24,849	00:27,733	00:24,170	00:29,065	190,03	13:25:48
3 01:45,713	00:24,550	00:28,060	00:24,114	00:28,989	191,15	13:27:34
4 01:45,599	00:24,720	00:27,659	00:24,131	00:29,089	192,86	13:29:20
5 01:45,938	00:24,582	00:27,542	00:24,265	00:29,549	190,03	13:31:06
6 01:45,684	00:24,669	00:27,611	00:24,203	00:29,201	188,37	13:32:51
7 01:45,535	00:24,700	00:27,700	00:24,106	00:29,029	188,37	13:34:37
8 01:46,091	00:24,671	00:27,667	00:24,704	00:29,049	189,47	13:36:23
9 01:45,449	00:24,617	00:27,657	00:24,275	<b>00:28,900</b>	189,47	13:38:08
10 01:45,414	00:24,562	<b>00:27,515</b>	00:24,194	00:29,143	190,03	13:39:54
11 <b>01:45,175</b>	<b>00:24,470</b>	00:27,704	<b>00:24,069</b>	00:28,932	<b>193,43</b>	13:41:39

<b>16 - DAVIS,Jamie W.</b>		P.Vmax: 6		T. Ideal: 01:43,705	
----------------------------	--	-----------	--	---------------------	--

V. Tiempo	Sector 1	Sector 2	Sector 3	Sector 4	V.Max	Hora
1 FIRST LAP	00:31,696	00:27,820	00:24,102	00:28,802	157,28	13:24:00
2 <b>01:43,793</b>	<b>00:24,186</b>	00:27,155	00:23,875	00:28,577	196,36	13:25:44
3 01:45,040	00:24,643	00:27,470	00:24,277	00:28,650	192,86	13:27:29
4 01:44,576	00:24,626	00:27,347	00:23,968	00:28,635	194,01	13:29:14
5 01:44,472	00:24,217	<b>00:27,134</b>	00:24,201	00:28,920	191,72	13:30:58
6 01:44,427	00:24,685	00:27,152	00:23,971	00:28,619	195,77	13:32:43
7 01:45,045	00:24,691	00:27,401	00:24,112	00:28,841	196,36	13:34:28
8 01:44,045	00:24,255	00:27,250	<b>00:23,862</b>	00:28,678	<b>198,17</b>	13:36:12
9 01:45,144	00:24,878	00:27,495	00:24,016	00:28,755	195,18	13:37:57
10 01:44,397	00:24,327	00:27,272	00:24,065	00:28,733	191,15	13:39:41
11 01:44,013	00:24,350	00:27,205	00:23,935	<b>00:28,523</b>	194,01	13:41:25

<b>18 - GONZALEZ,Manuel</b>		P.Vmax: 9		T. Ideal: 01:43,750	
-----------------------------	--	-----------	--	---------------------	--

V. Tiempo	Sector 1	Sector 2	Sector 3	Sector 4	V.Max	Hora
1 FIRST LAP	00:30,814	00:27,254	00:23,963	00:28,656	148,28	13:23:59



**Circuit de la C.Valenciana**

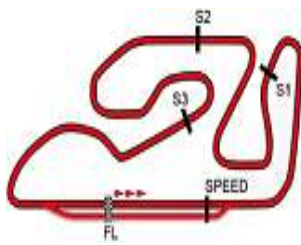
**FIM CEV REPSOL. Circuit CV**

**VUELTA A VUELTA SECTORES Race ETC**

9	01:44,643	00:24,584	00:27,607	00:23,822	00:28,630	<b>196,96</b>	13:37:55	3	01:45,031	00:24,432	00:27,495	00:24,174	00:28,930	186,74	13:27:32
10	01:44,271	00:24,385	00:27,115	00:24,037	00:28,734	193,43	13:39:40	4	01:45,169	00:24,563	00:27,602	00:24,003	00:29,001	188,92	13:29:17
11	01:44,777	00:24,431	00:27,444	00:23,954	00:28,948	193,43	13:41:24	5	01:45,119	00:24,775	00:27,507	00:24,028	00:28,809	<b>191,15</b>	13:31:03
<b>19 - RODRIGUEZ,Victor</b> P.Vmax: 19 T. Ideal: 01:44,056								<b>6 01:44,597</b> 00:24,414 00:27,485 <b>00:23,982</b> 00:28,716 188,92 13:32:47							
<b>V. Tiempo</b>	<b>Sector 1</b>	<b>Sector 2</b>	<b>Sector 3</b>	<b>Sector 4</b>	<b>V.Max</b>	<b>Hora</b>		<b>7</b>	01:44,871	00:24,580	<b>00:27,264</b>	00:24,055	00:28,972	188,92	13:34:32
1	FIRST LAP	00:30,131	00:27,279	00:23,930	00:28,893	148,62	13:23:58	8	01:45,098	00:24,666	00:27,548	00:24,056	00:28,828	188,92	13:36:17
2	01:44,505	00:24,467	<b>00:27,155</b>	00:24,014	00:28,869	185,14	13:25:43	9	01:45,279	00:24,486	00:27,511	00:24,242	00:29,040	188,92	13:38:02
3	01:44,443	00:24,489	00:27,199	00:23,916	00:28,839	184,09	13:27:27	10	01:44,919	00:24,630	00:27,382	00:24,201	<b>00:28,706</b>	187,28	13:39:47
4	01:44,650	00:24,564	00:27,254	<b>00:23,904</b>	00:28,928	185,14	13:29:12	11	01:45,318	00:24,726	00:27,476	00:24,129	00:28,987	190,03	13:41:33
5	01:45,025	00:24,613	00:27,320	00:24,001	00:29,091	185,14	13:30:57	<b>26 - PARRA,Miguel</b> P.Vmax: 16 T. Ideal: 01:43,951							
6	01:44,458	00:24,677	00:27,238	00:23,967	<b>00:28,576</b>	186,74	13:32:41	<b>V. Tiempo</b>	<b>Sector 1</b>	<b>Sector 2</b>	<b>Sector 3</b>	<b>Sector 4</b>	<b>V.Max</b>	<b>Hora</b>	
7	<b>01:44,346</b>	<b>00:24,421</b>	00:27,248	00:23,917	00:28,760	<b>194,01</b>	13:34:26	1	FIRST LAP	00:30,984	00:27,753	00:23,927	00:28,554	148,97	13:23:59
8	01:44,561	00:24,602	00:27,265	00:24,088	00:28,606	185,67	13:36:10	2	01:44,513	00:24,555	00:27,409	<b>00:23,766</b>	00:28,783	191,72	13:25:44
9	01:44,422	00:24,585	00:27,235	00:24,003	00:28,599	187,83	13:37:55	3	<b>01:44,127</b>	<b>00:24,495</b>	<b>00:27,268</b>	00:23,942	<b>00:28,422</b>	<b>194,59</b>	13:27:28
10	01:44,453	00:24,511	00:27,361	00:23,995	00:28,586	185,14	13:39:39	<b>27 - DIEZ,Alejandro</b> P.Vmax: 36 T. Ideal: 00:00,000							
11	01:44,775	00:24,533	00:27,335	00:24,001	00:28,906	192,28	13:41:24	<b>V. Tiempo</b>	<b>Sector 1</b>	<b>Sector 2</b>	<b>Sector 3</b>	<b>Sector 4</b>	<b>V.Max</b>	<b>Hora</b>	
<b>21 - FALCONE,Vincent</b> P.Vmax: 1 T. Ideal: 01:43,333								1	FIRST LAP					13:24:34	
<b>V. Tiempo</b>	<b>Sector 1</b>	<b>Sector 2</b>	<b>Sector 3</b>	<b>Sector 4</b>	<b>V.Max</b>	<b>Hora</b>		<b>30 - COOK,Max</b> P.Vmax: 11 T. Ideal: 01:43,627							
1	FIRST LAP	00:32,396	00:28,013	00:24,265	00:28,745	165,31	13:24:01	<b>V. Tiempo</b>	<b>Sector 1</b>	<b>Sector 2</b>	<b>Sector 3</b>	<b>Sector 4</b>	<b>V.Max</b>	<b>Hora</b>	
2	01:45,180	00:24,843	00:27,584	00:24,062	00:28,691	197,56	13:25:47	1	FIRST LAP	00:31,538	00:27,771	00:24,010	00:28,908	153,55	13:24:00
3	01:45,268	00:24,827	00:27,592	00:24,096	00:28,753	190,59	13:27:32	2	<b>01:43,879</b>	<b>00:24,152</b>	<b>00:27,110</b>	00:23,792	00:28,825	194,01	13:25:44
4	01:44,326	00:24,456	00:27,298	00:23,989	00:28,583	191,72	13:29:16	3	01:45,079	00:24,405	00:27,320	00:24,598	00:28,756	192,86	13:27:29
5	01:44,272	00:24,423	00:27,235	00:23,992	00:28,622	194,01	13:31:00	4	01:43,887	00:24,253	00:27,147	<b>00:23,644</b>	00:28,843	193,43	13:29:13
6	01:44,052	00:24,465	00:27,113	00:23,940	00:28,534	190,59	13:32:44	5	01:44,966	00:24,474	00:27,222	00:24,060	00:29,210	191,15	13:30:58
7	01:43,823	00:24,360	00:27,187	00:23,892	00:28,384	189,47	13:34:28	6	01:44,485	00:24,468	00:27,318	00:23,857	00:28,842	194,59	13:32:42
8	<b>01:43,595</b>	<b>00:24,153</b>	<b>00:27,033</b>	00:24,076	<b>00:28,333</b>	196,36	13:36:12	7	01:44,354	00:24,308	00:27,337	00:23,918	00:28,791	192,86	13:34:27
9	01:44,214	00:24,683	00:27,361	<b>00:23,814</b>	00:28,356	<b>202,50</b>	13:37:56	8	01:44,437	00:24,283	00:27,195	00:24,069	00:28,890	194,01	13:36:11
10	01:44,781	00:24,411	00:27,285	00:24,465	00:28,620	196,96	13:39:41	9	01:44,393	00:24,355	00:27,403	00:23,914	<b>00:28,721</b>	191,15	13:37:56
11	01:44,288	00:24,507	00:27,280	00:23,908	00:28,593	199,38	13:41:25	10	01:44,678	00:24,375	00:27,184	00:23,988	00:29,131	<b>195,77</b>	13:39:40
<b>22 - CRISTIN,Stefano</b> P.Vmax: 23 T. Ideal: 01:44,900								11	01:44,659	00:24,263	00:27,802	00:23,838	00:28,756	189,47	13:41:25
<b>V. Tiempo</b>	<b>Sector 1</b>	<b>Sector 2</b>	<b>Sector 3</b>	<b>Sector 4</b>	<b>V.Max</b>	<b>Hora</b>		<b>31 - NYUL,Aurel</b> P.Vmax: 23 T. Ideal: 01:45,566							
1	FIRST LAP	00:33,159	00:28,387	00:24,319	00:29,066	159,21	13:24:03	<b>V. Tiempo</b>	<b>Sector 1</b>	<b>Sector 2</b>	<b>Sector 3</b>	<b>Sector 4</b>	<b>V.Max</b>	<b>Hora</b>	
2	01:45,770	00:24,681	00:27,781	00:24,271	00:29,037	190,03	13:25:49	1	FIRST LAP	00:33,665	00:29,226	00:25,145	00:29,687	158,05	13:24:06
3	<b>01:45,231</b>	<b>00:24,485</b>	00:27,660	<b>00:24,048</b>	00:29,038	<b>192,28</b>	13:27:34	2	01:46,975	00:24,967	00:27,998	00:24,511	00:29,499	191,15	13:25:53
4	01:45,397	00:24,601	00:27,604	00:24,094	00:29,098	185,67	13:29:19	3	01:46,381	00:24,845	00:27,786	00:24,294	00:29,456	188,92	13:27:39
5	01:45,647	00:24,761	00:27,429	00:24,109	00:29,348	185,14	13:31:05	4	01:47,031	00:25,048	00:27,857	00:24,719	00:29,407	189,47	13:29:26
6	01:45,301	00:24,593	<b>00:27,372</b>	00:24,136	00:29,200	186,21	13:32:50	5	01:46,743	00:25,105	00:27,851	00:24,422	00:29,365	188,37	13:31:13
7	01:45,580	00:24,713	00:27,446	00:24,109	00:29,312	185,14	13:34:36	6	01:47,008	00:25,177	00:27,940	00:24,282	00:29,609	189,47	13:33:00
8	01:46,179	00:24,838	00:27,755	00:24,206	00:29,380	183,05	13:36:22	7	01:46,660	00:25,269	00:27,972	00:24,165	00:29,254	187,28	13:34:46
9	01:45,791	00:24,658	00:27,578	00:24,166	00:29,389	187,83	13:38:08	8	01:46,838	00:25,114	00:27,748	00:24,454	00:29,522	<b>192,28</b>	13:36:33
10	01:45,928	00:24,690	00:27,728	00:24,093	00:29,417	185,14	13:39:54	9	<b>01:45,939</b>	00:24,944	<b>00:27,605</b>	00:24,234	<b>00:29,156</b>	190,03	13:38:19
11	01:45,516	00:24,778	00:27,657	00:24,086	<b>00:28,995</b>	184,09	13:41:39	10	01:46,006	00:24,868	00:27,697	<b>00:24,132</b>	00:29,309	186,74	13:40:05
<b>23 - UVIÑA,Joan</b> P.Vmax: 11 T. Ideal: 01:44,018								11	01:46,281	<b>00:24,673</b>	00:27,704	00:24,371	00:29,533	185,14	13:41:51
<b>V. Tiempo</b>	<b>Sector 1</b>	<b>Sector 2</b>	<b>Sector 3</b>	<b>Sector 4</b>	<b>V.Max</b>	<b>Hora</b>		<b>33 - REHACEK,Filip</b> P.Vmax: 32 T. Ideal: 01:48,637							
1	FIRST LAP	00:31,265	00:27,620	00:24,247	00:28,815	151,76	13:24:00	<b>V. Tiempo</b>	<b>Sector 1</b>	<b>Sector 2</b>	<b>Sector 3</b>	<b>Sector 4</b>	<b>V.Max</b>	<b>Hora</b>	
2	<b>01:44,219</b>	00:24,540	<b>00:27,110</b>	<b>00:23,774</b>	00:28,795	190,59	13:25:44	1	FIRST LAP	00:34,532	00:29,593	00:25,513	00:30,290	162,81	13:24:08
3	01:44,625	00:24,518	00:27,378	00:23,847	00:28,882	193,43	13:27:29	2	01:49,759	00:25,491	00:28,687	00:25,358	00:30,223	<b>188,37</b>	13:25:58
4	01:44,389	00:24,701	00:27,258	00:23,779	00:28,651	189,47	13:29:13	3	01:49,212	<b>00:25,194</b>	00:28,676	00:25,237	00:30,105	185,14	13:27:47
5	01:44,987	00:24,644	00:27,218	00:24,059	00:29,066	193,43	13:30:58	4	01:49,268	00:25,521	00:28,505	00:25,294	<b>00:29,948</b>	184,62	13:29:36
6	01:44,439	00:24,637	00:27,257	00:23,902	<b>00:28,643</b>	<b>195,77</b>	13:32:43	5	01:49,021	00:25,359	00:28,496	00:25,142	00:30,024	183,57	13:31:25
7	01:44,555	00:24,568	00:27,223	00:23,978	00:28,786	192,28	13:34:27	6	01:49,286	00:25,413	00:28,546	00:25,210	00:30,117	184,09	13:33:14
8	01:44,536	<b>00:24,491</b>	00:27,113	00:23,916	00:29,016	192,86	13:36:12	7	01:49,376	00:25,435	<b>00:28,399</b>	00:25,467	00:30,075	183,57	13:35:04
9	PIT	00:25,110	00:27,688	00:24,468	00:37,530	193,43	13:38:06	8	<b>01:48,931</b>	00:25,241	00:28,500	00:25,099	00:30,091	183,57	13:36:53
<b>24 - GREGORIO,Matthieu</b> P.Vmax: 28 T. Ideal: 01:44,366								9	01:49,406	00:25,263	00:28,577	00:25,330	00:30,236	184,09	13:38:42
<b>V. Tiempo</b>	<b>Sector 1</b>	<b>Sector 2</b>	<b>Sector 3</b>	<b>Sector 4</b>	<b>V.Max</b>	<b>Hora</b>		10	01:49,147	00:25,447	00:28,562	<b>00:25,096</b>	00:30,042	183,57	13:40:31
1	FIRST LAP	00:32,636	00:28,399	00:24,179	00:28,869	157,66	13:24:02	11	01:49,252	00:25,329	00:28,597	00:25,164	00:30,162	184,09	13:42:20
2	01:45,268	00:24,495	00:27,666	00:24,131	00:28,976	187,28	13:25:47								







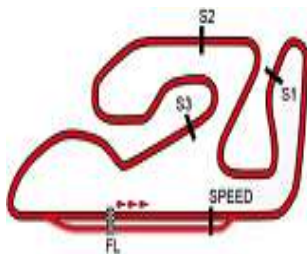
Circuit de la C.Valenciana

FIM CEV REPSOL. Circuit CV

VUELTA A VUELTA SECTORES Race ETC

6	01:44,741	00:24,541	00:27,316	00:24,011	00:28,873	188,37	13:32:47	11	01:44,764	00:24,762	00:27,663	00:23,664	00:28,675	191,72	13:41:24				
7	01:45,026	00:24,653	00:27,358	00:24,066	00:28,949	189,47	13:34:32	<b>80 - ALONSO,Victor</b>								P.Vmax: 3	T. Ideal: 01:44,117		
8	01:45,092	00:24,702	00:27,416	00:24,087	00:28,887	192,86	13:36:17	<b>V. Tiempo</b>	<b>Sector 1</b>	<b>Sector 2</b>	<b>Sector 3</b>	<b>Sector 4</b>	<b>V.Max</b>	<b>Hora</b>					
9	01:45,129	00:24,454	00:27,536	00:24,293	00:28,846	191,15	13:38:02	1	FIRST LAP	00:32,260	00:28,301	00:24,369	00:28,748	156,14	13:24:02				
10	01:45,113	00:24,536	00:27,694	00:24,016	00:28,867	192,28	13:39:47	2	01:45,353	00:24,572	00:27,699	00:24,194	00:28,888	199,38	13:25:47				
11	01:45,516	00:24,706	00:27,504	00:24,454	00:28,852	189,47	13:41:33	3	01:45,419	00:24,516	00:27,651	00:24,502	00:28,750	197,56	13:27:32				
<b>64 - VELTHUIZEN,Colin</b>								P.Vmax: 23								T. Ideal: 01:45,855			
<b>V. Tiempo</b>	<b>Sector 1</b>	<b>Sector 2</b>	<b>Sector 3</b>	<b>Sector 4</b>	<b>V.Max</b>	<b>Hora</b>		4	01:45,065	00:24,643	00:27,497	00:24,369	00:28,556	194,59	13:29:17				
1	FIRST LAP	00:33,170	00:28,508	00:24,822	00:29,383	159,21	13:24:04	5	01:44,943	00:24,700	00:27,356	00:24,196	00:28,691	195,18	13:31:02				
2	01:46,380	00:24,899	00:27,893	00:24,468	00:29,120	192,28	13:25:50	6	01:44,522	00:24,459	00:27,499	00:23,850	00:28,714	193,43	13:32:47				
3	01:46,317	00:24,838	00:27,776	00:24,428	00:29,275	191,15	13:27:36	7	01:44,842	00:24,365	00:27,463	00:24,162	00:28,852	192,28	13:34:32				
4	01:46,621	00:24,897	00:27,769	00:24,342	00:29,613	187,83	13:29:23	8	01:45,039	00:24,638	00:27,464	00:24,134	00:28,803	190,59	13:36:17				
5	01:46,835	00:25,058	00:27,865	00:24,407	00:29,505	188,92	13:31:10	9	01:45,266	00:24,435	00:27,636	00:24,245	00:28,950	191,15	13:38:02				
6	01:46,619	00:25,110	00:27,837	00:24,362	00:29,310	189,47	13:32:57	10	01:44,612	00:24,407	00:27,630	00:23,850	00:28,725	191,72	13:39:47				
7	01:46,726	00:25,051	00:27,769	00:24,452	00:29,454	188,92	13:34:43	11	01:44,405	00:24,355	00:27,424	00:23,948	00:28,678	191,15	13:41:31				
8	01:46,801	00:25,128	00:27,830	00:24,473	00:29,370	187,83	13:36:30	<b>81 - HEREDIA,Angel</b>								P.Vmax: 28		T. Ideal: 01:45,291	
9	01:46,669	00:25,033	00:27,730	00:24,347	00:29,559	187,28	13:38:17	<b>V. Tiempo</b>	<b>Sector 1</b>	<b>Sector 2</b>	<b>Sector 3</b>	<b>Sector 4</b>	<b>V.Max</b>	<b>Hora</b>					
10	01:46,117	00:24,878	00:27,607	00:24,290	00:29,342	188,37	13:40:03	1	FIRST LAP	00:33,333	00:28,468	00:24,442	00:29,308	160,79	13:24:03				
11	01:46,112	00:24,906	00:27,702	00:24,316	00:29,188	187,83	13:41:49	2	01:46,050	00:24,542	00:27,592	00:24,307	00:29,609	191,15	13:25:50				
<b>70 - WENDEBORN,Lukas</b>								P.Vmax: 31								T. Ideal: 01:45,388			
<b>V. Tiempo</b>	<b>Sector 1</b>	<b>Sector 2</b>	<b>Sector 3</b>	<b>Sector 4</b>	<b>V.Max</b>	<b>Hora</b>		3	01:45,651	00:24,625	00:27,640	00:24,351	00:29,035	189,47	13:27:35				
1	FIRST LAP	00:33,708	00:28,893	00:24,990	00:29,595	159,61	13:24:05	4	01:45,714	00:24,637	00:27,767	00:24,284	00:29,026	187,83	13:29:21				
2	01:46,638	00:24,791	00:28,096	00:24,512	00:29,239	190,03	13:25:52	5	01:45,967	00:24,715	00:27,612	00:24,356	00:29,284	188,37	13:31:07				
3	01:46,888	00:24,936	00:27,971	00:24,654	00:29,327	189,47	13:27:39	6	01:45,903	00:24,814	00:27,626	00:24,369	00:29,094	185,67	13:32:53				
4	01:46,984	00:25,143	00:28,042	00:24,505	00:29,294	183,05	13:29:26	7	01:45,895	00:24,724	00:27,573	00:24,573	00:29,025	186,74	13:34:39				
5	01:47,280	00:25,112	00:28,417	00:24,360	00:29,391	181,51	13:31:13	8	01:45,615	00:24,770	00:27,455	00:24,269	00:29,121	189,47	13:36:24				
6	01:46,724	00:24,791	00:27,779	00:24,462	00:29,692	190,03	13:33:00	9	01:46,076	00:24,806	00:27,737	00:24,372	00:29,161	188,92	13:38:10				
7	01:46,668	00:24,706	00:27,973	00:24,579	00:29,410	187,83	13:34:46	10	01:46,518	00:24,871	00:27,743	00:24,590	00:29,314	187,28	13:39:57				
8	01:46,781	00:24,905	00:27,916	00:24,516	00:29,444	187,83	13:36:33	11	01:48,071	00:25,390	00:28,073	00:24,937	00:29,671	186,21	13:41:45				
9	01:45,998	00:24,933	00:27,518	00:24,204	00:29,343	186,74	13:38:19	<b>83 - KAWAKAMI,Meikon</b>								P.Vmax: 16		T. Ideal: 01:43,474	
10	01:46,234	00:25,151	00:27,783	00:24,264	00:29,036	181,51	13:40:05	<b>V. Tiempo</b>	<b>Sector 1</b>	<b>Sector 2</b>	<b>Sector 3</b>	<b>Sector 4</b>	<b>V.Max</b>	<b>Hora</b>					
11	01:46,439	00:24,988	00:27,442	00:24,340	00:29,669	186,74	13:41:52	1	FIRST LAP	00:30,588	00:27,183	00:24,062	00:28,795	144,00	13:23:59				
<b>74 - SAKO,Daijiro</b>								P.Vmax: 30								T. Ideal: 01:46,319			
<b>V. Tiempo</b>	<b>Sector 1</b>	<b>Sector 2</b>	<b>Sector 3</b>	<b>Sector 4</b>	<b>V.Max</b>	<b>Hora</b>		2	01:44,686	00:24,518	00:27,326	00:24,101	00:28,741	193,43	13:25:43				
1	FIRST LAP	00:33,474	00:29,011	00:25,100	00:29,492	164,05	13:24:05	3	01:44,855	00:24,723	00:27,249	00:24,407	00:28,476	194,59	13:27:28				
2	01:46,612	00:24,764	00:28,058	00:24,570	00:29,220	190,59	13:25:52	4	01:44,250	00:24,259	00:27,030	00:24,192	00:28,769	191,72	13:29:12				
3	01:47,153	00:24,820	00:28,096	00:24,816	00:29,421	190,03	13:27:39	5	01:44,599	00:24,574	00:27,195	00:24,202	00:28,628	192,86	13:30:57				
4	01:46,965	00:24,805	00:28,039	00:24,814	00:29,307	190,03	13:29:26	6	01:44,104	00:24,356	00:27,254	00:23,709	00:28,785	194,59	13:32:41				
5	01:46,799	00:24,895	00:28,115	00:24,496	00:29,293	190,03	13:31:13	7	01:44,892	00:24,848	00:27,166	00:24,213	00:28,665	185,67	13:34:26				
6	01:46,871	00:24,821	00:27,839	00:24,730	00:29,481	189,47	13:32:59	8	01:44,655	00:24,554	00:27,146	00:24,373	00:28,582	189,47	13:36:11				
7	01:46,746	00:24,804	00:27,939	00:24,728	00:29,275	188,37	13:34:46	9	01:44,722	00:24,537	00:27,504	00:23,965	00:28,716	194,01	13:37:55				
8	01:46,750	00:24,921	00:27,892	00:24,584	00:29,353	187,83	13:36:33	10	01:45,177	00:24,804	00:27,223	00:23,929	00:29,221	192,28	13:39:40				
9	01:59,913	00:25,490	00:27,959	00:36,094	00:30,370	187,28	13:38:33	11	01:44,454	00:24,554	00:27,234	00:23,747	00:28,919	188,92	13:41:25				
10	01:47,524	00:25,234	00:28,028	00:24,910	00:29,352	187,28	13:40:20												
11	01:47,304	00:24,946	00:28,093	00:24,805	00:29,460	187,28	13:42:08												
<b>77 - PEREZ,Andreas</b>								P.Vmax: 19								T. Ideal: 01:43,441			
<b>V. Tiempo</b>	<b>Sector 1</b>	<b>Sector 2</b>	<b>Sector 3</b>	<b>Sector 4</b>	<b>V.Max</b>	<b>Hora</b>													
1	FIRST LAP	00:30,725	00:27,191	00:23,764	00:28,698	145,62	13:23:58												
2	01:44,592	00:24,451	00:27,061	00:24,339	00:28,741	194,01	13:25:43												
3	01:44,408	00:24,745	00:27,000	00:24,166	00:28,497	190,03	13:27:27												
4	01:44,578	00:24,657	00:27,170	00:24,090	00:28,661	191,72	13:29:12												
5	01:44,887	00:24,689	00:27,354	00:23,944	00:28,900	187,83	13:30:57												
6	01:44,616	00:25,103	00:26,963	00:23,909	00:28,641	182,54	13:32:41												
7	01:44,308	00:24,734	00:27,052	00:23,954	00:28,568	192,86	13:34:26												
8	01:44,414	00:24,356	00:27,261	00:23,917	00:28,880	190,59	13:36:10												
9	01:44,596	00:24,680	00:27,238	00:23,802	00:28,876	186,21	13:37:55												
10	01:44,394	00:24,489	00:27,187	00:24,260	00:28,458	192,28	13:39:39												



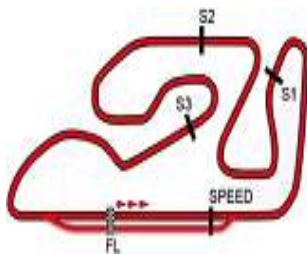


Circuit de la C.Valenciana  
FIM CEV REPSOL. Circuit CV

Análisis por vuelta Race ETC

Lap: 1			Lap: 2			Lap: 3			Lap: 4			Lap: 5			Lap: 6			Lap: 7					
Num	Tiempo	GAP	Num	Tiempo	GAP	Num	Tiempo	GAP	Num	Tiempo	GAP	Num	Tiempo	GAP	Num	Tiempo	GAP	Num	Tiempo	GAP			
19	FIRST LAP		19	01:44,505		19	01:44,443		19	01:44,927		19	01:44,346		19	01:44,799	15,828	19	01:44,512	0,034	19	01:44,892	0,354
7	FIRST LAP	0,080	7	01:44,621	0,196	7	01:44,321	0,074	7	01:44,887	0,065	7	01:44,308	0,107	7	01:44,743	16,075	7	01:44,512	0,034	7	01:44,892	0,354
77	FIRST LAP	0,145	77	01:44,592	0,232	7	01:44,321	0,074	77	01:44,887	0,065	77	01:44,308	0,107	77	01:44,743	16,075	77	01:44,512	0,034	77	01:44,892	0,354
83	FIRST LAP	0,395	83	01:44,399	0,348	7	01:44,321	0,074	83	01:44,887	0,065	83	01:44,308	0,107	83	01:44,743	16,075	83	01:44,512	0,034	83	01:44,892	0,354
18	FIRST LAP	0,454	18	01:44,243	0,372	7	01:44,321	0,074	18	01:44,887	0,065	18	01:44,308	0,107	18	01:44,743	16,075	18	01:44,512	0,034	18	01:44,892	0,354
43	FIRST LAP	0,500	43	01:44,686	0,576	7	01:44,321	0,074	43	01:44,887	0,065	43	01:44,308	0,107	43	01:44,743	16,075	43	01:44,512	0,034	43	01:44,892	0,354
34	FIRST LAP	0,634	34	01:44,342	0,947	7	01:44,321	0,074	34	01:44,887	0,065	34	01:44,308	0,107	34	01:44,743	16,075	34	01:44,512	0,034	34	01:44,892	0,354
26	FIRST LAP	0,985	26	01:44,513	0,993	7	01:44,321	0,074	26	01:44,887	0,065	26	01:44,308	0,107	26	01:44,743	16,075	26	01:44,512	0,034	26	01:44,892	0,354
55	FIRST LAP	1,045	55	01:44,084	0,624	7	01:44,321	0,074	55	01:44,887	0,065	55	01:44,308	0,107	55	01:44,743	16,075	55	01:44,512	0,034	55	01:44,892	0,354
44	FIRST LAP	1,110	44	01:44,342	0,947	7	01:44,321	0,074	44	01:44,887	0,065	44	01:44,308	0,107	44	01:44,743	16,075	44	01:44,512	0,034	44	01:44,892	0,354
23	FIRST LAP	1,714	23	01:44,219	1,428	7	01:44,321	0,074	23	01:44,887	0,065	23	01:44,308	0,107	23	01:44,743	16,075	23	01:44,512	0,034	23	01:44,892	0,354
30	FIRST LAP	1,994	30	01:43,879	1,368	7	01:44,321	0,074	30	01:44,887	0,065	30	01:44,308	0,107	30	01:44,743	16,075	30	01:44,512	0,034	30	01:44,892	0,354
50	FIRST LAP	2,036	50	01:44,219	1,428	7	01:44,321	0,074	50	01:44,887	0,065	50	01:44,308	0,107	50	01:44,743	16,075	50	01:44,512	0,034	50	01:44,892	0,354
16	FIRST LAP	2,187	16	01:43,793	1,475	7	01:44,321	0,074	16	01:44,887	0,065	16	01:44,308	0,107	16	01:44,743	16,075	16	01:44,512	0,034	16	01:44,892	0,354
36	FIRST LAP	2,867	36	01:45,648	1,643	7	01:44,321	0,074	36	01:44,887	0,065	36	01:44,308	0,107	36	01:44,743	16,075	36	01:44,512	0,034	36	01:44,892	0,354
12	FIRST LAP	2,921	12	01:45,357	1,888	7	01:44,321	0,074	12	01:44,887	0,065	12	01:44,308	0,107	12	01:44,743	16,075	12	01:44,512	0,034	12	01:44,892	0,354
45	FIRST LAP	2,984	45	01:45,058	3,537	7	01:44,321	0,074	45	01:44,887	0,065	45	01:44,308	0,107	45	01:44,743	16,075	45	01:44,512	0,034	45	01:44,892	0,354
21	FIRST LAP	3,186	21	01:45,188	3,604	7	01:44,321	0,074	21	01:44,887	0,065	21	01:44,308	0,107	21	01:44,743	16,075	21	01:44,512	0,034	21	01:44,892	0,354
80	FIRST LAP	3,445	80	01:45,180	3,861	7	01:44,321	0,074	80	01:44,887	0,065	80	01:44,308	0,107	80	01:44,743	16,075	80	01:44,512	0,034	80	01:44,892	0,354
24	FIRST LAP	3,850	24	01:45,508	3,870	7	01:44,321	0,074	24	01:44,887	0,065	24	01:44,308	0,107	24	01:44,743	16,075	24	01:44,512	0,034	24	01:44,892	0,354
15	FIRST LAP	4,420	15	01:45,508	3,870	7	01:44,321	0,074	15	01:44,887	0,065	15	01:44,308	0,107	15	01:44,743	16,075	15	01:44,512	0,034	15	01:44,892	0,354
61	FIRST LAP	4,477	61	01:45,031	5,201	7	01:44,321	0,074	61	01:44,887	0,065	61	01:44,308	0,107	61	01:44,743	16,075	61	01:44,512	0,034	61	01:44,892	0,354
22	FIRST LAP	4,698	22	01:45,031	5,201	7	01:44,321	0,074	22	01:44,887	0,065	22	01:44,308	0,107	22	01:44,743	16,075	22	01:44,512	0,034	22	01:44,892	0,354
81	FIRST LAP	5,318	81	01:45,031	5,201	7	01:44,321	0,074	81	01:44,887	0,065	81	01:44,308	0,107	81	01:44,743	16,075	81	01:44,512	0,034	81	01:44,892	0,354
64	FIRST LAP	5,650	64	01:45,031	5,201	7	01:44,321	0,074	64	01:44,887	0,065	64	01:44,308	0,107	64	01:44,743	16,075	64	01:44,512	0,034	64	01:44,892	0,354
74	FIRST LAP	6,844	74	01:45,031	5,201	7	01:44,321	0,074	74	01:44,887	0,065	74	01:44,308	0,107	74	01:44,743	16,075	74	01:44,512	0,034	74	01:44,892	0,354
70	FIRST LAP	6,953	70	01:45,031	5,201	7	01:44,321	0,074	70	01:44,887	0,065	70	01:44,308	0,107	70	01:44,743	16,075	70	01:44,512	0,034	70	01:44,892	0,354
56	FIRST LAP	7,301	56	01:45,031	5,201	7	01:44,321	0,074	56	01:44,887	0,065	56	01:44,308	0,107	56	01:44,743	16,075	56	01:44,512	0,034	56	01:44,892	0,354
31	FIRST LAP	7,490	31	01:45,031	5,201	7	01:44,321	0,074	31	01:44,887	0,065	31	01:44,308	0,107	31	01:44,743	16,075	31	01:44,512	0,034	31	01:44,892	0,354
2	FIRST LAP	7,851	2	01:45,031	5,201	7	01:44,321	0,074	2	01:44,887	0,065	2	01:44,308	0,107	2	01:44,743	16,075	2	01:44,512	0,034	2	01:44,892	0,354
40	FIRST LAP	8,474	40	01:45,031	5,201	7	01:44,321	0,074	40	01:44,887	0,065	40	01:44,308	0,107	40	01:44,743	16,075	40	01:44,512	0,034	40	01:44,892	0,354
8	FIRST LAP	9,656	8	01:45,031	5,201	7	01:44,321	0,074	8	01:44,887	0,065	8	01:44,308	0,107	8	01:44,743	16,075	8	01:44,512	0,034	8	01:44,892	0,354
33	FIRST LAP	9,695	33	01:45,031	5,201	7	01:44,321	0,074	33	01:44,887	0,065	33	01:44,308	0,107	33	01:44,743	16,075	33	01:44,512	0,034	33	01:44,892	0,354
4	FIRST LAP	12,409	4	01:45,031	5,201	7	01:44,321	0,074	4	01:44,887	0,065	4	01:44,308	0,107	4	01:44,743	16,075	4	01:44,512	0,034	4	01:44,892	0,354
9	FIRST LAP	15,706	9	01:45,031	5,201	7	01:44,321	0,074	9	01:44,887	0,065	9	01:44,308	0,107	9	01:44,743	16,075	9	01:44,512	0,034	9	01:44,892	0,354
27	FIRST LAP	30,761	27	01:45,031	5,201	7	01:44,321	0,074	27	01:44,887	0,065	27	01:44,308	0,107	27	01:44,743	16,075	27	01:44,512	0,034	27	01:44,892	0,354





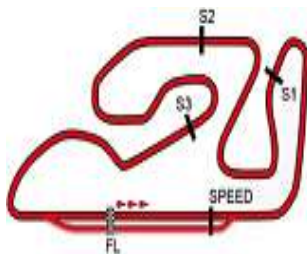
Circuit de la C.Valenciana  
**FIM CEV REPSOL. Circuit CV**

**Análisis por vuelta Race ETC**

16	01:45,045	2,113	77	01:44,596	0,185	40	01:49,145	46,162
45	01:44,827	2,180	55	01:44,213	0,199	33	01:49,147	52,353
21	01:43,823	2,680	44	01:44,464	0,298	8	01:51,149	01:05,4
80	01:44,842	6,162	43	01:43,963	0,516	4	01:51,233	01:21,4
61	01:45,026	6,345	83	01:44,722	0,799	Lap: 11		
24	01:44,871	6,478	18	01:44,643	0,806			
22	01:45,580	10,197	30	01:44,393	1,115	<b>Num</b>	<b>Tiempo</b>	<b>GAP</b>
15	01:45,535	11,279	50	01:44,347	1,190	55	01:44,620	
9	01:43,842	12,476	21	01:44,214	1,557	19	01:44,775	0,044
81	01:45,895	13,071	12	01:44,241	1,578	77	01:44,764	0,108
64	01:46,726	17,721	16	01:45,144	2,370	7	01:45,048	0,202
74	01:46,746	20,563	45	01:44,680	2,416	44	01:44,643	0,497
70	01:46,668	20,708	80	01:45,266	7,535	18	01:44,777	0,619
31	01:46,660	20,861	61	01:45,129	7,634	43	01:44,953	0,629
56	01:47,150	21,428	24	01:45,279	7,923	12	01:43,923	0,665
2	01:47,475	24,090	9	01:44,058	11,458	83	01:44,454	1,195
40	01:48,616	32,733	23	PIT	11,901	30	01:44,659	1,217
33	01:49,376	38,190	22	01:45,791	13,235	50	01:44,523	1,386
8	01:50,919	46,071	15	01:45,449	13,887	21	01:44,288	1,391
4	01:51,859	01:00,4	81	01:46,076	15,830	16	01:44,013	1,545
Lap: 8			64	01:46,669	22,259	45	01:43,977	1,654
			70	<b>01:45,998</b>	24,555	80	<b>01:44,405</b>	7,317
<b>Num</b>	<b>Tiempo</b>	<b>GAP</b>	31	<b>01:45,939</b>	24,706	24	01:45,318	8,925
7	01:44,461		56	01:46,822	25,793	61	01:45,516	9,028
77	01:44,414	0,026	2	01:47,859	30,626	9	<b>01:43,370</b>	9,069
19	01:44,561	0,066	74	01:59,913	38,294	15	<b>01:45,175</b>	15,241
44	01:44,239	0,271	40	01:49,237	41,406	22	01:45,516	15,444
55	01:44,513	0,423	33	01:49,406	47,595	81	01:48,071	21,184
83	01:44,655	0,514	8	01:50,353	58,717	64	<b>01:46,112</b>	25,253
18	<b>01:44,157</b>	0,600	4	01:50,912	01:14,5	31	01:46,281	27,758
43	01:44,717	0,990	Lap: 10			70	01:46,439	27,993
30	01:44,437	1,159				<b>Num</b>	<b>Tiempo</b>	<b>GAP</b>
50	01:44,500	1,280	7	01:44,389		56	01:46,596	29,460
23	01:44,536	1,542	19	01:44,453	0,115	2	01:48,062	37,368
16	01:44,045	1,663	77	01:44,394	0,190	74	01:47,304	43,887
12	01:44,264	1,774	55	01:44,416	0,226	40	01:49,431	50,747
21	<b>01:43,595</b>	1,780	43	01:44,395	0,522	33	01:49,252	56,759
45	01:44,488	2,173	18	01:44,271	0,688	8	01:51,309	01:11,9
80	01:45,039	6,706	44	01:44,791	0,700	4	<b>01:50,768</b>	01:27,3
61	01:45,092	6,942	30	01:44,678	1,404			
24	01:45,098	7,081	83	01:45,177	1,587			
9	01:43,856	11,837	12	01:44,399	1,588			
22	01:46,179	11,881	50	01:44,908	1,709			
15	01:46,091	12,875	21	01:44,781	1,949			
81	<b>01:45,615</b>	14,191	16	01:44,397	2,378			
64	01:46,801	20,027	45	01:44,496	2,523			
74	01:46,750	22,818	80	01:44,612	7,758			
70	01:46,781	22,994	61	01:45,113	8,358			
31	01:46,838	23,204	24	01:44,919	8,453			
56	01:46,475	23,408	9	01:43,476	10,545			
2	01:47,609	27,204	22	01:45,928	14,774			
40	01:48,368	36,606	15	01:45,414	14,912			
33	<b>01:48,931</b>	42,626	81	01:46,518	17,959			
8	01:51,225	52,801	64	01:46,117	23,987			
4	01:52,106	01:08,0	31	01:46,006	26,323			
Lap: 9			70	01:46,234	26,400			
			<b>Num</b>	<b>Tiempo</b>	<b>GAP</b>	56	<b>01:46,306</b>	27,710
7	01:44,437		2	01:47,915	34,152			
19	01:44,422	0,051	74	01:47,524	41,429			







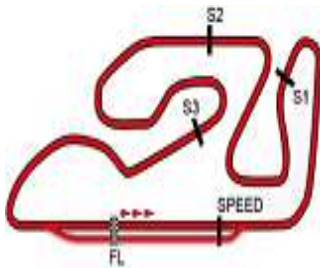
Circuit de la C.Valenciana

FIM CEV REPSOL. Circuit CV

Velocidades máximas Race ETC

Piloto	Nacionalidad/Res.	Marca	Mejores 5 velocidades máx.					Media	Máx.
21 FALCONE,Vincent	FRA	Honda	202,5	199,4	197,6	197,0	196,4	198,6	202,5
12 PAAVILAINEN,Peetu	FIN	Honda	200,6	197,6	197,0	195,8	195,2	197,2	200,6
80 ALONSO,Víctor	SPA	Honda	199,4	197,6	195,2	194,6	193,4	196,0	199,4
44 FERNANDEZ,Adrián	SPA	Honda	198,8	197,6	197,6	197,0	196,4	197,4	198,8
34 ACOSTA,Pedro	SPA	Honda	198,8	192,9	189,5	187,8	185,7	190,9	198,8
16 DAVIS,Jamie W.	GBR	Honda	198,2	196,4	196,4	195,8	195,2	196,4	198,2
43 JESPERSEN,Simon	DEN	Honda	198,2	196,4	196,4	195,8	195,8	196,5	198,2
50 VOSTATEK,Ondrej	CZE	Honda	198,2	197,0	196,4	195,8	195,8	196,6	198,2
18 GONZALEZ,Manuel	SPA	Honda	197,0	195,8	195,2	194,0	193,4	195,1	197,0
55 TOLEDO,Alex	SPA	Honda	196,4	195,2	194,6	193,4	192,9	194,5	196,4
36 NEILA,Beatriz	SPA	Honda	195,8	193,4	191,7	189,5	157,7	185,6	195,8
30 COOK,Max	GBR	Honda	195,8	194,6	194,0	194,0	193,4	194,4	195,8
23 UVIÑA,Joan	SPA	Honda	195,8	193,4	193,4	193,4	192,9	193,8	195,8
45 ARTIGAS,Xavier	SPA	Honda	195,2	194,6	194,0	193,4	192,9	194,0	195,2
56 ATKINS,Charlie	GBR	Honda	195,2	195,2	194,6	194,0	193,4	194,5	195,2
26 PARRA,Miguel	SPA	Honda	194,6	191,7	149,0			178,4	194,6
83 KAWAKAMI,Meikon	BRA	Honda	194,6	194,6	194,0	193,4	192,9	193,9	194,6
61 GARCIA,Iker	SPA	Honda	194,6	193,4	193,4	192,9	192,3	193,3	194,6
19 RODRIGUEZ,Víctor	SPA	Honda	194,0	192,3	187,8	186,7	185,7	189,3	194,0
77 PEREZ,Andreas	SPA	Honda	194,0	192,9	192,3	191,7	191,7	192,5	194,0
15 VERDUGO,Luis M,	SPA	Honda	193,4	192,9	191,2	190,0	190,0	191,5	193,4
2 HART,Jack	GBR	Honda	193,4	190,0	188,9	188,4	187,8	189,7	193,4
9 GOMEZ,Francisco	SPA	Honda	192,3	189,5	189,5	189,5	188,9	189,9	192,3
7 BALTUS,Barry	BEL	Honda	192,3	190,6	189,5	188,9	188,9	190,0	192,3
22 CRISTIN,Stefano	ITA	Honda	192,3	190,0	187,8	186,2	185,7	188,4	192,3
31 NYUL,Aurel	FRA	Honda	192,3	191,2	190,0	189,5	189,5	190,5	192,3
64 VELTHUIZEN,Colin	NED	Honda	192,3	191,2	189,5	188,9	188,9	190,2	192,3
24 GREGORIO,Matthieu	FRA	Honda	191,2	190,0	188,9	188,9	188,9	189,6	191,2
81 HEREDIA,Angel	SPA	Honda	191,2	189,5	189,5	188,9	188,4	189,5	191,2
74 SAKO,Daijiro	JPN	Honda	190,6	190,0	190,0	190,0	189,5	190,0	190,6
70 WENDEBORN,Lukas	SWE	Honda	190,0	190,0	189,5	187,8	187,8	189,0	190,0
8 VERA,Iker	SPA	Honda	188,4	186,2	184,1	184,1	184,1	185,4	188,4
33 REHACEK,Filip	CZE	Honda	188,4	185,1	184,6	184,1	184,1	185,3	188,4
40 SUAREZ,José	SPA	Honda	186,2	185,7	183,1	183,1	182,5	184,1	186,2
4 MARTINHO,Kiko	POR	Honda	181,0	181,0	180,5	180,5	180,5	180,7	181,0
27 DIEZ,Alejandro	SPA	Honda							





Moto3

Moto2

Talent



Circuit Ricardo Tormo / 18-19 November 2017

Circuit de la C.Valenciana

17 - 19 November 2017

Circuit de la C.Valenciana  
**FIM CEV REPSOL. Circuit CV**  
 ANALISIS PIT Race ETC

**23 UVIÑA,Joan**  
 Team Gr.Machado Came

Time IN	Time OUT	GAP	Lap
13:38:06,902	...		9

Num. P. 1 Total in PIT:

**36 NEILA,Beatriz**  
 Team Team Stratos

Time IN	Time OUT	GAP	Lap
13:31:12,118	...		5

Num. P. 1 Total in PIT:



CRONOCIRCUIT: oscar.guierrez@circuitvalencia.com