

Moto3

Moto2

EUROPEAN TALENT CUP



Circuit Ricardo Tormo / 18-19 November 2017

Logo of the European Talent Cup

FIM CEV REPSOL. Circuit CV

17 - 19 November 2017

Circuit de la C.Valenciana

Length: 4005 metros

Results

Qualifying Practice 1 ETC

Pos.	N.	Rider	Team	Motorcycle	Nat.	Best Lap	iL	Laps	Gap	Interval	Speed	Tyr.	Cat.
1	9	GOMEZ, Francisco	Team Larresport	Honda	SPA	01:42,859	8	19			140,17	Du	
2	83	KAWAKAMI, Meikon	PlaystationLaglisse	Honda	BRA	01:43,026	7	17	00:00,167	00:00,167	139,95	Du	
3	77	PEREZ, Andreas	Reale Avintia Acad.	Honda	SPA	01:43,096	7	14	00:00,237	00:00,070	139,85	Du	
4	7	BALTUS, Barry	Reale Avintia Acad.	Honda	BEL	01:43,200	11	14	00:00,341	00:00,104	139,71	Du	
5	19	RODRIGUEZ, Víctor	Gr.Machado Came	Honda	SPA	01:43,568	16	17	00:00,709	00:00,368	139,21	Du	
6	26	PARRA, Miguel	Blumaq HMA R.	Honda	SPA	01:43,631	12	12	00:00,772	00:00,063	139,13	Du	
7	34	ACOSTA, Pedro	Cuna de Campeones	Honda	SPA	01:43,692	16	16	00:00,833	00:00,061	139,05	Du	
8	27	DIEZ, Alejandro	T.Honda Impala	Honda	SPA	01:43,760	19	19	00:00,901	00:00,068	138,96	Du	
9	12	PAAVILAINEN, Peetu	H43Team Nobby	Honda	FIN	01:43,774	19	20	00:00,915	00:00,014	138,94	Du	
10	18	GONZALEZ, Manuel	Halcourier Racing	Honda	SPA	01:43,876	4	6	00:01,017	00:00,102	138,8	Du	
11	43	JESPERSEN, Simon	Team Jespersen	Honda	DEN	01:43,900	7	19	00:01,041	00:00,024	138,77	Du	
12	80	ALONSO, Víctor	42Motorsport	Honda	SPA	01:43,952	20	20	00:01,093	00:00,052	138,7	Du	
13	50	VOSTATEK, Ondrej	ETG Racing	Honda	CZE	01:43,987	21	22	00:01,128	00:00,035	138,65	Du	
14	30	COOK, Max	Wilson Racing	Honda	GBR	01:44,077	9	17	00:01,218	00:00,090	138,53	Du	
15	23	UVIÑA, Joan	Gr.Machado Came	Honda	SPA	01:44,193	12	15	00:01,334	00:00,116	138,38	Du	
16	44	FERNANDEZ, Adrián	H43Team Nobby	Honda	SPA	01:44,418	12	17	00:01,559	00:00,225	138,08	Du	
17	55	TOLEDO, Alex	Cuna de Campeones	Honda	SPA	01:44,421	3	17	00:01,562	00:00,003	138,08	Du	
18	61	GARCIA, Iker	Reale Avintia Acad.	Honda	SPA	01:44,508	9	11	00:01,649	00:00,087	137,96	Du	
19	15	VERDUGO, Luis M,	Team Stratos	Honda	SPA	01:44,529	20	20	00:01,670	00:00,021	137,93	Du	
20	16	DAVIS, Jamie W.	Fau55 Racing	Honda	GBR	01:44,722	13	20	00:01,863	00:00,193	137,68	Du	
21	21	FALCONE, Vincent	TFC Racing	Honda	FRA	01:44,806	18	19	00:01,947	00:00,084	137,57	Du	
22	45	ARTIGAS, Xavier	Larresport	Honda	SPA	01:44,832	8	19	00:01,973	00:00,026	137,53	Du	
23	31	NYUL, Aurel	T.Honda Impala	Honda	FRA	01:44,932	8	18	00:02,073	00:00,100	137,4	Du	
24	36	NEILA, Beatriz	Team Stratos	Honda	SPA	01:45,557	14	19	00:02,698	00:00,625	136,59	Du	
25	24	GREGORIO, Matthieu	Blumaq HMA R.	Honda	FRA	01:45,925	9	18	00:03,066	00:00,368	136,12	Du	
26	81	HEREDIA, Angel	Team Stratos	Honda	SPA	01:46,099	6	19	00:03,240	00:00,174	135,89	Du	
27	74	SAKO, Daijiro	Blumaq HMA R.	Honda	JPN	01:46,161	15	16	00:03,302	00:00,062	135,81	Du	
28	70	WENDEBORN, Lukas	Lukasracing	Honda	SWE	01:46,194	6	18	00:03,335	00:00,033	135,77	Du	
29	64	VELTHUIZEN, Colin	4Holland Racing	Honda	NED	01:46,342	7	7	00:03,483	00:00,148	135,58	Du	
30	22	CRISTIN, Stefano	Bierreti	Honda	ITA	01:46,693	19	20	00:03,834	00:00,351	135,14	Du	
31	33	REHACEK, Filip	Igax Team	Honda	CZE	01:47,214	14	19	00:04,355	00:00,521	134,48	Du	
32	56	ATKINS, Charlie	Wilson Racing	Honda	GBR	01:47,319	3	11	00:04,460	00:00,105	134,35	Du	
33	2	HART, Jack	Hart Racing	Honda	GBR	01:47,991	18	20	00:05,132	00:00,672	133,51	Du	
34	8	VERA, Iker	Halcourier MS R.	Honda	SPA	01:49,683	6	19	00:06,824	00:01,692	131,45	Du	
35	4	MARTINHO, Kiko	Gr.Machado Came	Honda	POR	01:50,011	9	16	00:07,152	00:00,328	131,06	Du	
36	40	SUAREZ, José	Reale Avintia Acad.	Honda	SPA	01:50,811	2	5	00:07,952	00:00,800	130,11	Du	
Not Classified %:													
.	75	GALI, Joaquim	JG Road Racing	Honda	AND	01:53,980	6	15	00:11,121	00:03,169	126,5	Du	

Circuit de la C.Valenciana



Final Official



Provisional Official

Length: 4005 m. Hour: 11:10

JURY:

Hour:

C.of the Course:

Hour:

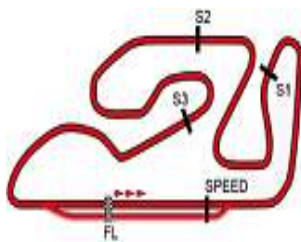
C.Timekeeper:

Hour: 11:54:34



CRONOCIRCUIT: oscar.gutierrez@circuitvalencia.com

Master Timing, Sport Timing Systems, www.mastertiming.es www.cronoline.es by Eventronic www.eventronic.es 19FJAP63



Circuit de la Comunitat Valenciana - 16-17 April

2016

Circuit de la C. Valenciana

17 - 19 November 2017

Circuit de la C. Valenciana

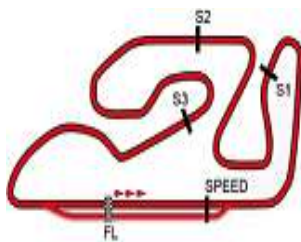
FIM CEV REPSOL. Circuit CV

VUELTA A VUELTA SECTORES Qualifying Practice 1 ETC

2 - HART,Jack							8 - VERA,Iker						
P.Vmax: 33 T. Ideal: 01:47,683							P.Vmax: 11 T. Ideal: 01:49,037						
V. Tiempo	Sector 1	Sector 2	Sector 3	Sector 4	V.Max	Hora	V. Tiempo	Sector 1	Sector 2	Sector 3	Sector 4	V.Max	Hora
1 START	00:50,307	00:31,623	00:26,470	00:30,879		11:12:19	1 START	01:04,201	00:33,273	00:28,927	00:31,630		11:12:37
2 01:49,896	00:25,899	00:28,824	00:25,176	00:29,997	185,67	11:14:09	2 01:53,631	00:26,174	00:29,767	00:25,763	00:31,927	186,21	11:14:31
3 01:49,555	00:25,617	00:28,614	00:24,925	00:30,399	185,67	11:15:58	3 01:49,989	00:25,615	00:29,041	00:25,201	00:30,132	193,43	11:16:21
4 01:49,033	00:25,702	00:28,524	00:24,689	00:30,118	186,74	11:17:47	4 01:50,127	00:25,592	00:28,728	00:25,035	00:30,772	189,47	11:18:11
5 01:48,585	00:25,397	00:28,194	00:24,973	00:30,021	186,21	11:19:36	5 01:50,817	00:25,969	00:28,569	00:25,779	00:30,500	184,09	11:20:02
6 01:48,625	00:25,185	00:28,341	00:25,226	00:29,873	186,21	11:21:24	6 01:49,683	00:25,608	00:28,711	00:25,394	00:29,970	187,28	11:21:52
7 01:54,473	00:30,262	00:28,888	00:24,951	00:30,372	186,21	11:23:19	7 01:56,406	00:27,800	00:32,652	00:25,550	00:30,404	185,14	11:23:48
8 PIT	00:25,109	00:28,319	00:24,946	00:37,172	186,74	11:25:14	8 01:54,923	00:25,784	00:28,642	00:24,913	00:35,584	184,62	11:25:43
9 05:38,949	04:11,553	00:31,480	00:25,600	00:30,316		11:30:53	9 01:56,502	00:30,200	00:30,450	00:25,285	00:30,567	182,54	11:27:39
10 01:49,108	00:25,544	00:28,511	00:24,934	00:30,119	184,62	11:32:42	10 01:53,465	00:28,524	00:29,024	00:25,411	00:30,506	182,54	11:29:33
11 01:48,788	00:25,364	00:28,319	00:24,867	00:30,238	184,62	11:34:31	11 01:50,280	00:25,791	00:29,074	00:25,071	00:30,344	182,54	11:31:23
12 01:51,982	00:25,448	00:28,442	00:28,010	00:30,082	182,02	11:36:23	12 PIT	00:27,161	00:33,261	00:26,077	00:36,264	180,00	11:33:26
13 02:08,015	00:25,410	00:28,473	00:43,848	00:30,284	185,67	11:38:31	13 07:08,344	05:41,934	00:29,794	00:25,855	00:30,761		11:40:34
14 01:50,022	00:25,493	00:29,024	00:25,761	00:29,744	183,57	11:40:21	14 01:50,303	00:25,943	00:28,770	00:25,149	00:30,441	181,51	11:42:25
15 01:48,282	00:25,336	00:28,377	00:24,760	00:29,809	184,62	11:42:09	15 01:50,656	00:25,585	00:28,858	00:25,692	00:30,521	183,05	11:44:15
16 01:49,473	00:25,437	00:28,597	00:25,532	00:29,907	181,51	11:43:59	16 01:51,358	00:25,694	00:29,409	00:25,553	00:30,702	187,28	11:46:07
17 01:48,164	00:25,248	00:28,334	00:24,891	00:29,691	185,14	11:45:47	17 01:50,943	00:25,835	00:28,745	00:25,641	00:30,722	182,54	11:47:58
18 01:47,991	00:25,129	00:28,228	00:24,736	00:29,898	185,67	11:47:35	18 01:50,701	00:25,975	00:28,802	00:25,210	00:30,714	182,54	11:49:48
19 02:02,258	00:36,829	00:29,862	00:25,278	00:30,289	185,67	11:49:37	19 01:51,604	00:25,892	00:29,319	00:25,527	00:30,866	186,21	11:51:40
20 01:48,024	00:25,242	00:28,282	00:24,756	00:29,744	185,67	11:51:25	9 - GOMEZ,Francisco						
4 - MARTINHO,Kiko							P.Vmax: 8 T. Ideal: 01:42,859						
P.Vmax: 36 T. Ideal: 01:49,938							V. Tiempo	Sector 1	Sector 2	Sector 3	Sector 4	V.Max	Hora
1 START	01:27,958	00:33,922	00:29,027	00:32,874		11:13:03	1 START	01:06,805	00:30,437	00:26,066	00:47,000		11:12:50
2 01:56,816	00:27,384	00:30,956	00:27,003	00:31,473	183,05	11:15:00	2 01:47,348	00:25,457	00:28,553	00:24,427	00:28,911	188,92	11:14:37
3 01:53,783	00:26,818	00:29,952	00:26,361	00:30,652	183,57	11:16:54	3 01:44,485	00:24,488	00:27,423	00:24,014	00:28,560	191,15	11:16:21
4 01:53,214	00:26,452	00:29,782	00:26,137	00:30,843	182,54	11:18:47	4 01:44,730	00:24,540	00:27,477	00:24,083	00:28,630	195,18	11:18:06
5 01:51,410	00:26,107	00:29,266	00:25,682	00:30,355	184,62	11:20:38	5 01:43,461	00:24,143	00:27,079	00:23,767	00:28,472	191,15	11:19:50
6 01:51,218	00:26,066	00:29,111	00:25,604	00:30,437	183,05	11:22:30	6 01:55,854	00:29,429	00:29,029	00:28,454	00:28,942	192,28	11:21:46
7 01:51,309	00:25,856	00:29,102	00:25,792	00:30,559	182,54	11:24:21	7 01:43,513	00:24,148	00:27,053	00:23,804	00:28,508	194,01	11:23:29
8 01:50,617	00:25,726	00:29,041	00:25,572	00:30,278	185,67	11:26:11	8 01:42,859	00:24,129	00:26,786	00:23,538	00:28,406	192,28	11:25:12
9 01:50,011	00:25,590	00:28,883	00:25,192	00:30,346	184,62	11:28:02	9 PIT	00:30,376	00:28,219	00:24,122	00:34,815	194,59	11:27:09
10 PIT	00:26,916	00:30,722	00:26,880	00:41,617	182,54	11:30:08	10 07:56,492	06:32,890	00:28,283	00:24,888	00:30,431		11:35:06
11 07:46,329	06:18,911	00:30,387	00:26,090	00:30,941		11:37:54	11 01:44,733	00:24,719	00:27,308	00:23,896	00:28,810	191,72	11:36:51
12 01:52,866	00:26,857	00:29,396	00:25,723	00:30,890	179,50	11:39:47	12 01:44,398	00:24,482	00:27,121	00:24,047	00:28,748	187,28	11:38:35
13 01:51,625	00:25,925	00:29,362	00:25,742	00:30,596	183,05	11:41:38	13 01:44,077	00:24,463	00:26,991	00:24,013	00:28,610	187,28	11:40:19
14 01:52,259	00:26,249	00:29,232	00:26,162	00:30,616	182,54	11:43:31	14 01:44,362	00:24,625	00:27,154	00:23,908	00:28,675	187,28	11:42:04
15 01:50,616	00:25,826	00:28,878	00:25,374	00:30,538	181,51	11:45:21	15 01:44,198	00:24,493	00:27,031	00:23,998	00:28,676	187,28	11:43:48
16 01:51,040	00:25,954	00:29,101	00:25,701	00:30,284	181,01	11:47:12	16 01:44,050	00:24,435	00:27,016	00:23,879	00:28,720	187,28	11:45:32
7 - BALTUS,Barry							17 01:49,631	00:24,499	00:31,749	00:24,308	00:29,075	187,83	11:47:21
P.Vmax: 21 T. Ideal: 01:42,726							18 01:43,666	00:24,242	00:27,082	00:23,825	00:28,517	190,59	11:49:05
V. Tiempo	Sector 1	Sector 2	Sector 3	Sector 4	V.Max	Hora	19 01:43,740	00:24,395	00:27,002	00:23,633	00:28,710	192,86	11:50:49
1 START	08:29,225	00:34,671	00:27,509	00:29,460		11:20:00	12 - PAAVILAINEN,Peetu						
2 01:44,121	00:24,321	00:27,068	00:24,115	00:28,617	191,15	11:21:44	P.Vmax: 6 T. Ideal: 01:43,464						
3 01:43,428	00:24,501	00:26,769	00:23,722	00:28,436	184,09	11:23:28	V. Tiempo	Sector 1	Sector 2	Sector 3	Sector 4	V.Max	Hora
4 NULL	00:24,334	00:26,831	00:23,589	00:28,817	187,83	11:25:11	1 START	00:40,784	00:29,629	00:25,310	00:29,666		11:12:05
5 01:43,669	00:24,484	00:27,033	00:23,877	00:28,275	187,28	11:26:55	2 01:44,900	00:24,473	00:27,599	00:23,900	00:28,928	192,86	11:13:50
6 01:43,681	00:24,650	00:26,801	00:23,571	00:28,659	187,83	11:28:39	3 01:46,530	00:24,413	00:27,800	00:24,007	00:30,310	194,01	11:15:36
7 01:43,703	00:24,524	00:26,866	00:23,714	00:28,599	186,21	11:30:22	4 01:44,720	00:24,406	00:26,922	00:24,061	00:29,331	185,67	11:17:21
8 PIT	00:24,414	00:28,193	00:24,128	00:35,923	184,09	11:32:15	5 01:44,241	00:24,533	00:27,245	00:23,859	00:28,604	190,03	11:19:05
9 10:13,962	08:51,249	00:29,175	00:24,134	00:29,404		11:42:29	6 01:43,957	00:24,276	00:27,130	00:23,814	00:28,737	188,37	11:20:49
10 01:44,321	00:24,522	00:26,822	00:23,899	00:29,078	185,14	11:44:13	7 01:44,371	00:24,503	00:27,237	00:23,792	00:28,839	188,92	11:22:33
11 01:43,200	00:24,500	00:26,943	00:23,550	00:28,457	190,03	11:45:57	8 01:44,319	00:24,342	00:27,177	00:24,064	00:28,736	188,92	11:24:18
12 01:43,260	00:24,132	00:26,919	00:23,636	00:28,573	186,21	11:47:40	9 01:44,157	00:24,449	00:27,123	00:23,733	00:28,852	187,83	11:26:02
13 NULL	00:24,220	00:27,166	00:23,686	00:28,609	187,28	11:49:23	10 PIT	00:28,002	00:28,230	00:24,716	00:37,795	188,37	11:28:01
14 01:45,857	00:24,631	00:27,690	00:23,926	00:29,610	183,57	11:51:09	11 NULL	05:19,373	00:28,358	00:24,921	00:29,145		11:34:42
							12 NULL	00:24,442	00:28,103	00:24,077	00:29,066	191,72	11:36:28
							13 01:45,270	00:24,205	00:27,330	00:24,639	00:29,096	195,77	11:38:13
							14 01:44,561	00:24,526	00:27,333	00:23,899	00:28,803	191,15	11:39:58



CRONOCIRCUIT: oscar.gutierrez@circuitvalencia.com



Circuit de la Comunitat Valenciana - 16-17 April

Moto3

Moto2

Superbike

2016

Circuit de la C. Valenciana

17 - 19 November 2017

Circuit de la C. Valenciana

FIM CEV REPSOL. Circuit CV

VUELTA A VUELTA SECTORES Qualifying Practice 1 ETC

15	01:44,472	00:24,458	00:27,218	00:23,967	00:28,829	187,28	11:41:42
16	01:44,190	00:24,390	00:27,097	00:23,767	00:28,936	187,83	11:43:27
17	01:44,532	00:24,618	00:27,238	00:23,912	00:28,764	186,74	11:45:11
18	01:44,114	00:24,300	00:27,096	00:23,843	00:28,875	187,83	11:46:55
19	01:43,774	00:24,276	00:27,105	00:23,748	00:28,645	187,83	11:48:39
20	01:44,695	00:24,669	00:27,252	00:23,885	00:28,889	191,15	11:50:24

15 - VERDUGO, Luis M.		P.Vmax: 26		T. Ideal: 01:44,192	
-----------------------	--	------------	--	---------------------	--

V. Tiempo	Sector 1	Sector 2	Sector 3	Sector 4	V.Max	Hora
1	START	00:54,029	00:30,086	00:25,167	00:29,974	11:12:19
2	NULL	00:24,945	00:28,231	00:24,379	00:29,532	187,28 11:14:06
3	01:45,978	00:24,857	00:27,759	00:24,244	00:29,118	186,74 11:15:52
4	NULL	00:24,766	00:27,638	00:24,220	00:29,118	187,28 11:17:37
5	NULL	00:24,690	00:27,398	00:24,028	00:28,952	187,28 11:19:22
6	01:44,950	00:24,545	00:27,464	00:24,033	00:28,908	187,28 11:21:07
7	01:44,741	00:24,540	00:27,194	00:23,980	00:29,027	187,28 11:22:52
8	01:44,623	00:24,399	00:27,199	00:23,875	00:29,150	190,03 11:24:37
9	01:44,706	00:24,735	00:27,249	00:23,923	00:28,799	185,14 11:26:22
10	PIT	00:26,106	00:28,177	00:24,792	00:40,179	186,74 11:28:21
11	07:23,671	06:01,888	00:28,133	00:24,229	00:29,421	11:35:44
12	01:46,082	00:25,074	00:27,574	00:24,320	00:29,114	187,28 11:37:31
13	01:45,286	00:24,828	00:27,457	00:24,076	00:28,925	186,21 11:39:16
14	01:45,091	00:24,635	00:27,386	00:24,089	00:28,981	186,21 11:41:01
15	01:45,295	00:24,706	00:27,563	00:23,996	00:29,030	185,67 11:42:46
16	01:45,052	00:24,625	00:27,385	00:24,073	00:28,969	187,28 11:44:31
17	01:44,798	00:24,618	00:27,413	00:24,023	00:28,744	187,28 11:46:16
18	NULL	00:24,506	00:27,351	00:23,855	00:29,807	188,37 11:48:02
19	01:45,326	00:24,557	00:27,233	00:24,254	00:29,282	188,37 11:49:47
20	01:44,529	00:24,506	00:27,298	00:23,966	00:28,759	186,74 11:51:31

16 - DAVIS, Jamie W.		P.Vmax: 24		T. Ideal: 01:44,188	
----------------------	--	------------	--	---------------------	--

V. Tiempo	Sector 1	Sector 2	Sector 3	Sector 4	V.Max	Hora
1	START	01:27,075	00:30,343	00:25,598	00:30,291	11:12:53
2	01:47,642	00:25,088	00:28,228	00:24,647	00:29,679	185,67 11:14:40
3	01:45,642	00:24,533	00:27,493	00:24,371	00:29,245	187,83 11:16:26
4	01:45,908	00:24,482	00:27,619	00:24,490	00:29,317	188,37 11:18:12
5	01:46,668	00:24,595	00:27,728	00:25,059	00:29,286	188,37 11:19:59
6	01:46,310	00:24,842	00:28,001	00:24,632	00:28,835	186,21 11:21:45
7	01:44,725	00:24,375	00:27,229	00:24,247	00:28,874	190,59 11:23:30
8	01:44,957	00:24,392	00:27,215	00:24,121	00:29,229	188,92 11:25:15
9	PIT	00:25,068	00:27,990	00:24,775	00:36,104	187,83 11:27:08
10	03:52,973	02:28,709	00:29,293	00:24,996	00:29,975	11:31:01
11	01:48,160	00:25,330	00:28,034	00:24,962	00:29,834	184,62 11:32:50
12	01:45,252	00:24,731	00:27,739	00:23,833	00:28,949	186,74 11:34:35
13	01:44,722	00:24,305	00:27,271	00:24,152	00:28,994	187,28 11:36:20
14	PIT	00:24,839	00:28,152	00:24,569	00:35,711	186,74 11:38:13
15	04:29,490	03:05,114	00:30,568	00:24,513	00:29,295	11:42:42
16	01:45,716	00:24,659	00:27,561	00:24,259	00:29,237	187,28 11:44:28
17	01:45,256	00:24,583	00:27,554	00:24,145	00:28,974	185,67 11:46:13
18	01:45,032	00:24,325	00:27,377	00:24,201	00:29,129	187,83 11:47:58
19	01:46,916	00:24,808	00:28,059	00:24,663	00:29,386	188,92 11:49:45
20	01:45,569	00:24,523	00:27,631	00:24,262	00:29,153	185,67 11:51:31

18 - GONZALEZ, Manuel		P.Vmax: 30		T. Ideal: 01:43,686	
-----------------------	--	------------	--	---------------------	--

V. Tiempo	Sector 1	Sector 2	Sector 3	Sector 4	V.Max	Hora
1	START	02:01,995	00:30,296	00:24,536	00:29,209	11:13:25
2	01:44,467	00:24,584	00:27,370	00:23,844	00:28,669	187,28 11:15:10
3	NULL	00:24,332	00:26,961	00:23,872	00:28,675	187,83 11:16:54
4	01:43,876	00:24,496	00:26,987	00:23,829	00:28,564	187,83 11:18:38
5	PIT	00:24,443	00:27,152	00:23,938	00:34,582	186,74 11:20:28
6	07:11,923	05:52,018	00:27,398	00:23,860	00:28,647	11:27:40

19 - RODRIGUEZ, Victor		P.Vmax: 13		T. Ideal: 01:43,555	
------------------------	--	------------	--	---------------------	--

V. Tiempo	Sector 1	Sector 2	Sector 3	Sector 4	V.Max	Hora
1	START	01:38,666	00:29,386	00:24,779	00:30,619	11:13:03
2	01:45,871	00:24,980	00:27,590	00:24,194	00:29,107	188,92 11:14:49
3	01:45,217	00:24,661	00:27,458	00:24,056	00:29,042	188,92 11:16:34
4	01:44,703	00:24,613	00:27,318	00:23,913	00:28,859	189,47 11:18:19
5	01:45,667	00:24,659	00:27,423	00:24,197	00:29,388	189,47 11:20:04
6	PIT	00:24,688	00:27,304	00:23,825	00:31,140	190,03 11:21:51
7	05:05,516	03:45,118	00:27,340	00:24,141	00:28,917	11:26:57
8	01:44,161	00:24,410	00:27,163	00:23,753	00:28,835	192,86 11:28:41
9	01:44,512	00:24,608	00:27,164	00:23,859	00:28,881	187,28 11:30:25
10	01:44,740	00:24,656	00:27,235	00:23,953	00:28,896	187,83 11:32:10
11	01:44,968	00:24,625	00:27,226	00:24,050	00:29,067	186,21 11:33:55
12	PIT	00:24,863	00:28,820	00:25,589	00:33,493	185,67 11:35:48
13	08:22,579	07:00,646	00:28,374	00:24,362	00:29,197	11:44:10
14	01:44,221	00:24,581	00:27,068	00:23,841	00:28,731	186,74 11:45:55
15	01:45,271	00:24,237	00:27,679	00:24,749	00:28,606	190,03 11:47:40
16	01:43,568	00:24,242	00:27,013	00:23,761	00:28,552	189,47 11:49:24
17	01:45,488	00:24,735	00:27,435	00:23,878	00:29,440	181,51 11:51:09

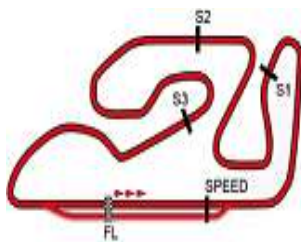
21 - FALCONE, Vincent		P.Vmax: 1		T. Ideal: 01:44,704	
-----------------------	--	-----------	--	---------------------	--

V. Tiempo	Sector 1	Sector 2	Sector 3	Sector 4	V.Max	Hora
1	START	01:17,883	00:30,626	00:25,856	00:29,480	11:12:43
2	01:46,770	00:25,141	00:28,069	00:24,493	00:29,067	193,43 11:14:30
3	01:45,831	00:25,047	00:27,520	00:24,557	00:28,707	197,56 11:16:16
4	01:45,339	00:24,689	00:27,502	00:24,338	00:28,810	197,56 11:18:01
5	01:45,854	00:25,048	00:27,679	00:24,360	00:28,767	191,72 11:19:47
6	PIT	00:26,097	00:29,940	00:24,698	00:36,027	188,37 11:21:44
7	05:18,364	03:56,382	00:28,250	00:24,431	00:29,301	11:27:02
8	01:45,466	00:24,836	00:27,511	00:24,228	00:28,891	189,47 11:28:48
9	01:45,707	00:24,877	00:27,609	00:24,327	00:28,894	188,37 11:30:33
10	PIT	00:26,247	00:28,972	00:24,941	00:36,503	189,47 11:32:30
11	03:38,096	02:13,021	00:29,749	00:26,108	00:29,218	11:36:08
12	01:46,203	00:25,406	00:27,562	00:24,412	00:28,823	187,83 11:37:54
13	01:45,764	00:25,022	00:27,526	00:24,312	00:28,904	192,28 11:39:40
14	01:46,117	00:25,334	00:27,903	00:24,131	00:28,749	183,57 11:41:26
15	01:45,157	00:24,912	00:27,374	00:24,110	00:28,761	191,15 11:43:11
16	NULL	00:24,792	00:27,293	00:24,444	00:29,186	190,59 11:44:57
17	01:45,135	00:24,854	00:27,345	00:24,208	00:28,728	191,72 11:46:42
18	01:44,806	00:24,688	00:27,277	00:24,098	00:28,743	190,03 11:48:27
19	01:44,808	00:24,716	00:27,211	00:24,171	00:28,710	191,15 11:50:12

22 - CRISTIN, Stefano		P.Vmax: 17		T. Ideal: 01:46,146	
-----------------------	--	------------	--	---------------------	--

V. Tiempo	Sector 1	Sector 2	Sector 3	Sector 4	V.Max	Hora
1	START	00:30,953	00:29,744	00:25,293	00:30,405	11:11:56
2	01:48,585	00:25,513	00:28,351	00:24,855	00:29,866	183,57 11:13:44
3	01:49,304	00:25,204	00:29,168	00:24,809	00:30,123	183,57 11:15:34
4	01:47,270	00:24,994	00:28,089	00:24,617	00:29,570	187,28 11:17:21
5	01:48,031	00:25,036	00:28,941	00:24,443	00:29,611	186,21 11:19:09
6	PIT	00:24,795	00:27,900	00:24,507	00:36,399	192,28 11:21:03
7	03:23,202	02:00,474	00:28,284	00:24,620	00:29,824	11:24:26
8	NULL	00:25,350	00:30,469	00:24,731	00:29,873	184,62 11:26:16
9	01:49,048	00:25,571	00:28,106	00:24,603	00:30,768	185,14 11:28:05
10	01:47,284	00:25,182	00:27,846	00:24,515	00:29,741	185,14 11:29:52
11	01:46,980	00:25,022	00:28,038	00:24,329	00:29,591	183,57 11:31:39
12	01:50,892	00:27,475	00:28,677	00:24,666	00:30,074	183,57 11:33:30
13	PIT	00:25,281	00:28,894	00:25,813	00:36,570	187,28 11:35:27
14	04:14,153	02:44,527	00:30,554	00:27,167	00:31,905	11:39:41
15	01:47,764	00:25,206	00:28,102	00:24,954	00:29,502	183,57 11:41:29
16	01:46,955	00:25,127	00:27,877	00:24,430	00:29,521	184,62 11:43:16





Circuit de la Comunitat Valenciana - 16-17 April

2016

Circuit de la C. Valenciana

17 - 19 November 2017

Circuit de la C. Valenciana

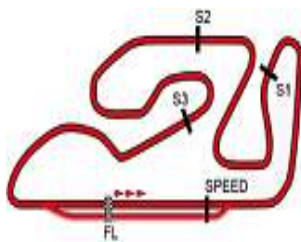
FIM CEV REPSOL. Circuit CV

VUELTA A VUELTA SECTORES Qualifying Practice 1 ETC

17	01:47,106	00:25,128	00:27,812	00:24,276	00:29,890	183,57	11:45:03	1	START	00:58,495	00:30,315	00:26,159	00:30,422		11:12:25
18	01:48,844	00:25,217	00:28,585	00:25,058	00:29,984	184,62	11:46:52	2	01:47,417	00:25,249	00:28,250	00:24,656	00:29,262	190,03	11:14:12
19	01:46,693	00:25,076	00:27,757	00:24,233	00:29,627	183,57	11:48:38	3	01:45,731	00:24,738	00:27,622	00:24,218	00:29,153	192,28	11:15:58
20	PIT	00:25,687	00:27,616	00:24,389	00:38,678	183,57	11:50:35	4	01:44,318	00:24,399	00:27,193	00:24,097	00:28,629	192,86	11:17:42
23 - UVIÑA,Joan P.Vmax: 10 T. Ideal: 01:43,845								5	01:44,079	00:24,304	00:27,294	00:23,918	00:28,563	192,28	11:19:26
V. Tiempo	Sector 1	Sector 2	Sector 3	Sector 4	V.Max	Hora		6	PIT	00:24,384	00:27,274	00:24,137	00:34,744	191,72	11:21:17
1	START	01:22,241	00:29,332	00:25,201	00:29,279		11:12:45	7	05:39,672	04:18,924	00:27,750	00:24,115	00:28,883		11:26:56
2	01:45,414	00:25,008	00:27,414	00:24,003	00:28,989	190,59	11:14:31	8	PIT	00:24,227	00:29,365	00:24,168	00:34,416	193,43	11:28:49
3	01:44,644	00:24,545	00:27,369	00:24,147	00:28,583	194,59	11:16:15	9	04:38,354	03:15,096	00:28,861	00:24,942	00:29,455		11:33:27
4	PIT	00:24,525	00:27,275	00:23,925	00:40,411	188,37	11:18:12	10	01:44,902	00:24,674	00:27,377	00:24,011	00:28,840	188,92	11:35:12
5	07:58,414	06:37,222	00:27,749	00:24,314	00:29,129		11:26:10	11	01:44,362	00:24,647	00:27,194	00:23,884	00:28,637	189,47	11:36:56
6	01:45,110	00:24,726	00:27,320	00:24,075	00:28,989	188,37	11:27:55	12	01:44,713	00:24,349	00:27,299	00:23,916	00:29,149	191,15	11:38:41
7	01:44,649	00:24,539	00:27,200	00:23,899	00:29,011	187,28	11:29:40	13	NULL	00:24,515	00:27,130	00:23,979	00:28,643	191,15	11:40:25
8	01:49,581	00:27,300	00:28,203	00:24,685	00:29,393	187,83	11:31:29	14	01:45,699	00:24,960	00:28,024	00:24,008	00:28,707	195,77	11:42:11
9	01:44,709	00:24,611	00:27,269	00:23,878	00:28,951	187,83	11:33:14	15	01:44,797	00:24,288	00:27,565	00:24,160	00:28,784	192,28	11:43:56
10	PIT	00:25,496	00:29,711	00:25,495	00:35,665	186,21	11:35:10	16	NULL	00:24,321	00:27,376	00:24,059	00:29,663	194,01	11:45:41
11	09:00,072	07:38,218	00:28,355	00:24,390	00:29,109		11:44:10	17	NULL	00:24,452	00:27,361	00:24,115	00:28,799	192,86	11:47:26
12	01:44,193	00:24,385	00:27,164	00:23,773	00:28,871	191,15	11:45:55	18	01:44,120	00:24,358	00:27,136	00:23,875	00:28,751	191,72	11:49:10
13	NULL	00:24,380	00:27,234	00:23,718	00:28,797	188,37	11:47:39	19	01:43,760	00:24,354	00:27,058	00:23,815	00:28,533	190,59	11:50:54
14	01:45,040	00:24,811	00:27,544	00:23,997	00:28,688	187,83	11:49:24	30 - COOK,Max P.Vmax: 28 T. Ideal: 01:44,059							
15	01:45,109	00:24,570	00:27,488	00:24,204	00:28,847	193,43	11:51:09	V. Tiempo	Sector 1	Sector 2	Sector 3	Sector 4	V.Max	Hora	
24 - GREGORIO,Matthieu P.Vmax: 31 T. Ideal: 01:45,327								1	START	01:17,233	00:31,926	00:27,041	00:30,506		11:12:46
V. Tiempo	Sector 1	Sector 2	Sector 3	Sector 4	V.Max	Hora		2	01:47,518	00:25,215	00:28,229	00:24,638	00:29,436	189,47	11:14:34
1	START	01:48,957	00:30,238	00:25,638	00:30,671		11:13:15	3	01:47,103	00:25,051	00:27,770	00:24,598	00:29,684	187,83	11:16:21
2	NULL	00:25,550	00:28,222	00:24,813	00:29,704	180,50	11:15:03	4	01:46,399	00:24,851	00:27,752	00:24,202	00:29,594	187,28	11:18:07
3	01:48,522	00:25,576	00:28,111	00:25,005	00:29,830	183,05	11:16:52	5	PIT	00:24,953	00:29,516	00:25,164	00:36,293	188,37	11:20:03
4	01:46,812	00:25,071	00:27,998	00:24,479	00:29,264	181,51	11:18:38	6	06:28,141	05:06,126	00:28,474	00:24,367	00:29,174		11:26:31
5	01:46,354	00:25,000	00:27,615	00:24,385	00:29,354	184,09	11:20:25	7	01:45,055	00:24,638	00:27,473	00:23,868	00:29,076	185,67	11:28:16
6	PIT	00:25,070	00:27,680	00:24,671	00:36,285	182,02	11:22:19	8	01:44,609	00:24,694	00:27,185	00:23,783	00:28,947	185,14	11:30:01
7	04:44,085	03:21,934	00:28,237	00:24,534	00:29,380		11:27:03	9	01:44,077	00:24,463	00:27,059	00:23,753	00:28,802	186,74	11:31:45
8	01:46,145	00:24,982	00:27,652	00:24,247	00:29,264	183,57	11:28:49	10	01:45,226	00:24,445	00:27,730	00:23,954	00:29,097	186,74	11:33:30
9	01:45,925	00:24,892	00:27,527	00:24,272	00:29,234	181,51	11:30:35	11	PIT	00:27,095	00:28,002	00:24,873	00:35,662	184,62	11:35:26
10	01:48,653	00:24,947	00:28,362	00:25,394	00:29,950	183,05	11:32:23	12	07:25,354	06:02,913	00:28,435	00:24,503	00:29,503		11:42:51
11	PIT	00:25,140	00:27,917	00:24,591	00:40,556	180,50	11:34:22	13	01:46,000	00:25,010	00:27,652	00:24,081	00:29,257	184,09	11:44:37
12	06:33,184	05:03,444	00:32,332	00:26,343	00:31,065		11:40:55	14	01:45,589	00:24,829	00:27,469	00:24,116	00:29,175	185,14	11:46:23
13	01:47,183	00:25,084	00:27,907	00:24,463	00:29,729	179,50	11:42:42	15	01:45,312	00:24,563	00:27,407	00:24,011	00:29,331	184,62	11:48:08
14	01:46,536	00:25,358	00:27,635	00:24,314	00:29,229	178,02	11:44:28	16	NULL	00:24,613	00:27,256	00:24,840	00:31,125	186,74	11:49:56
15	01:45,941	00:24,785	00:27,582	00:24,271	00:29,303	184,09	11:46:14	17	01:45,416	00:24,757	00:27,262	00:24,036	00:29,361	184,09	11:51:41
16	01:47,088	00:24,770	00:27,659	00:24,688	00:29,971	183,57	11:48:01	31 - NYUL,Aurel P.Vmax: 33 T. Ideal: 01:44,884							
17	01:45,987	00:24,874	00:27,443	00:24,255	00:29,415	183,05	11:49:47	V. Tiempo	Sector 1	Sector 2	Sector 3	Sector 4	V.Max	Hora	
18	01:47,047	00:24,581	00:27,419	00:24,098	00:30,949	187,28	11:51:35	1	PIT	01:01,783	00:31,042	00:27,238	00:40,862		11:12:40
26 - PARRA,Miguel P.Vmax: 4 T. Ideal: 01:43,448								2	03:04,329	01:39,469	00:29,373	00:25,275	00:30,212		11:15:45
V. Tiempo	Sector 1	Sector 2	Sector 3	Sector 4	V.Max	Hora		3	01:48,114	00:25,624	00:28,171	00:24,597	00:29,722	180,50	11:17:33
1	START	01:22,690	00:28,991	00:25,611	00:28,958		11:12:46	4	01:47,357	00:25,238	00:27,938	00:24,481	00:29,700	182,02	11:19:20
2	01:44,751	00:24,669	00:27,322	00:24,027	00:28,733	196,36	11:14:30	5	01:46,210	00:24,931	00:27,582	00:24,519	00:29,178	183,57	11:21:06
3	01:44,378	00:24,361	00:27,498	00:23,981	00:28,538	195,77	11:16:15	6	01:45,776	00:24,805	00:27,428	00:24,252	00:29,291	183,05	11:22:52
4	01:44,007	00:24,349	00:27,141	00:23,964	00:28,553	190,59	11:17:59	7	01:45,412	00:25,010	00:27,219	00:23,990	00:29,193	183,57	11:24:37
5	PIT	00:24,705	00:27,341	00:28,265	00:33,561	190,03	11:19:53	8	01:44,932	00:24,574	00:27,221	00:24,036	00:29,101	186,21	11:26:22
6	10:07,218	08:46,615	00:27,638	00:24,095	00:28,870		11:30:00	9	PIT	00:24,660	00:27,558	00:24,388	00:35,720	186,74	11:28:15
7	01:43,835	00:24,380	00:27,008	00:23,825	00:28,622	186,21	11:31:44	10	09:06,751	07:43,372	00:28,892	00:24,791	00:29,696		11:37:21
8	12:31,540	11:10,902	00:27,652	00:24,039	00:28,947	186,21	11:44:15	11	01:46,385	00:25,116	00:27,680	00:24,269	00:29,320	180,00	11:39:08
9	01:44,382	00:24,768	00:27,233	00:23,901	00:28,480	189,47	11:46:00	12	01:46,191	00:24,851	00:27,471	00:24,304	00:29,565	182,02	11:40:54
10	01:44,283	00:24,557	00:27,256	00:23,808	00:28,662	194,59	11:47:44	13	01:45,734	00:24,720	00:27,553	00:24,140	00:29,321	183,05	11:42:40
11	01:47,193	00:26,068	00:27,853	00:24,588	00:28,684	186,21	11:49:31	14	01:46,558	00:24,813	00:27,701	00:24,288	00:29,756	183,05	11:44:26
12	01:43,631	00:24,227	00:26,933	00:23,809	00:28,662	187,83	11:51:15	15	01:45,743	00:24,772	00:27,554	00:24,118	00:29,299	181,01	11:46:12
27 - DIEZ,Alejandro P.Vmax: 6 T. Ideal: 01:43,633								16	01:55,282	00:24,687	00:32,731	00:27,067	00:30,797	184,62	11:48:07
V. Tiempo	Sector 1	Sector 2	Sector 3	Sector 4	V.Max	Hora		17	01:47,349	00:24,858	00:27,478	00:24,359	00:30,654	181,51	11:49:55
								18	01:47,224	00:24,906	00:27,703	00:24,757	00:29,858	180,50	11:51:42



CROHOCIRCUIT: oscar.gutierrez@circuitvalencia.com



Circuit de la Comunitat Valenciana - 16-17 April

2016

Circuit de la C.Valenciana

17 - 19 November 2017

Circuit de la C.Valenciana

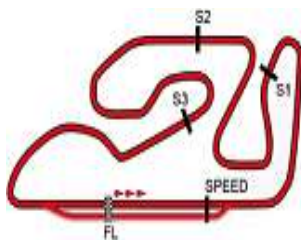
FIM CEV REPSOL. Circuit CV

VUELTA A VUELTA SECTORES Qualifying Practice 1 ETC

33 - REHACEK,Filip							18 01:46,076	00:24,822	00:27,783	00:24,249	00:29,222	186,74	11:49:42
P.Vmax: 21 T. Ideal: 01:46,844							19 01:47,230	00:24,915	00:28,227	00:24,437	00:29,651	188,37	11:51:30
V. Tiempo	Sector 1	Sector 2	Sector 3	Sector 4	V.Max	Hora	40 - SUAREZ,José						
P.Vmax: 31 T. Ideal: 01:49,362							V. Tiempo	Sector 1	Sector 2	Sector 3	Sector 4	V.Max	Hora
1 START	00:31,712	00:30,288	00:26,175	00:30,462		11:11:58	1 START	00:41,668	00:30,866	00:25,915	00:30,570		11:12:08
2 01:49,888	00:25,907	00:28,801	00:25,067	00:30,113	183,57	11:13:48	2 01:50,811	00:26,417	00:28,885	00:25,219	00:30,290	184,62	11:13:59
3 01:48,981	00:25,523	00:28,402	00:25,178	00:29,878	186,21	11:15:37	3 02:27,477	00:25,944	00:28,550	00:55,190	00:37,793	184,09	11:16:27
4 01:48,125	00:25,099	00:28,182	00:24,974	00:29,870	186,74	11:17:25	4 PIT	00:25,303	00:28,618	00:25,781	00:41,250	187,28	11:18:28
5 01:47,668	00:25,098	00:27,881	00:24,846	00:29,843	186,21	11:19:13	5 06:53,246	05:28,150	00:28,965	00:25,237	00:30,894		11:25:21
6 01:47,279	00:24,989	00:27,974	00:24,851	00:29,465	191,15	11:21:00	43 - JESPERSEN,Simon						
7 01:47,439	00:25,056	00:27,961	00:24,687	00:29,735	186,74	11:22:47	P.Vmax: 21 T. Ideal: 01:43,605						
8 PIT	00:24,989	00:28,038	00:24,794	00:38,615	185,67	11:24:44	V. Tiempo	Sector 1	Sector 2	Sector 3	Sector 4	V.Max	Hora
9 06:16,908	04:52,213	00:28,915	00:25,381	00:30,399		11:31:01	1 START	00:39,466	00:29,664	00:24,717	00:29,725		11:12:03
10 01:48,815	00:25,636	00:28,273	00:24,908	00:29,998	182,54	11:32:50	2 NULL	00:25,093	00:27,351	00:23,887	00:29,058	188,92	11:13:48
11 01:47,819	00:25,319	00:28,070	00:24,640	00:29,790	182,54	11:34:37	3 NULL	00:24,854	00:27,162	00:23,773	00:28,957	188,92	11:15:33
12 01:48,371	00:25,347	00:28,129	00:25,059	00:29,836	184,09	11:36:26	4 01:49,371	00:24,753	00:27,250	00:24,555	00:32,813	188,37	11:17:22
13 01:48,380	00:25,209	00:28,564	00:25,109	00:29,498	185,67	11:38:14	5 01:44,631	00:24,922	00:27,120	00:23,789	00:28,800	191,15	11:19:07
14 01:47,214	00:25,149	00:27,801	00:24,589	00:29,675	189,47	11:40:01	6 01:44,007	00:24,725	00:27,027	00:23,709	00:28,546	191,15	11:20:51
15 01:47,927	00:25,191	00:28,086	00:24,814	00:29,836	184,09	11:41:49	7 01:43,900	00:24,529	00:27,066	00:23,709	00:28,596	190,03	11:22:35
16 PIT	00:25,255	00:28,859	00:25,379	00:37,590	182,54	11:43:46	8 01:44,176	00:24,597	00:26,935	00:23,817	00:28,827	190,59	11:24:19
17 03:28,943	02:04,486	00:28,781	00:25,507	00:30,169		11:47:15	9 01:43,906	00:24,512	00:27,020	00:23,633	00:28,741	191,15	11:26:03
18 01:47,993	00:25,275	00:28,166	00:24,789	00:29,763	186,74	11:49:03	10 PIT	00:25,556	00:29,316	00:24,895	00:40,163	188,37	11:28:03
19 01:47,564	00:25,066	00:27,852	00:24,988	00:29,658	185,14	11:50:51	11 08:08,415	06:46,553	00:28,324	00:24,199	00:29,339		11:36:11
34 - ACOSTA,Pedro							12 NULL	00:24,928	00:27,234	00:23,838	00:28,961	187,28	11:37:56
P.Vmax: 13 T. Ideal: 01:43,341							13 01:44,705	00:24,598	00:27,164	00:23,846	00:29,097	187,83	11:39:41
V. Tiempo	Sector 1	Sector 2	Sector 3	Sector 4	V.Max	Hora	14 01:44,637	00:24,633	00:27,232	00:23,871	00:28,901	186,21	11:41:26
1 START	02:12,771	00:28,862	00:24,259	00:29,189		11:13:34	15 01:44,372	00:24,538	00:27,184	00:23,742	00:28,908	187,28	11:43:10
2 01:44,865	00:24,709	00:27,396	00:23,945	00:28,815	187,28	11:15:19	16 01:46,683	00:24,507	00:27,032	00:25,482	00:29,662	186,74	11:44:57
3 01:44,405	00:24,481	00:27,490	00:23,755	00:28,679	190,03	11:17:04	17 01:44,271	00:24,491	00:27,014	00:23,895	00:28,871	187,28	11:46:41
4 01:44,305	00:24,343	00:27,538	00:23,796	00:28,628	191,15	11:18:48	18 01:44,167	00:24,541	00:26,994	00:23,783	00:28,849	187,28	11:48:25
5 01:46,332	00:24,436	00:28,380	00:24,509	00:29,007	191,15	11:20:34	19 01:44,229	00:24,655	00:27,052	00:23,680	00:28,842	181,51	11:50:09
6 01:44,138	00:24,142	00:27,074	00:24,158	00:28,764	191,72	11:22:18	44 - FERNANDEZ,Adrián						
7 01:45,045	00:24,620	00:27,425	00:23,899	00:29,101	192,86	11:24:04	P.Vmax: 4 T. Ideal: 01:44,070						
8 01:44,070	00:24,378	00:27,161	00:23,792	00:28,739	192,86	11:25:48	V. Tiempo	Sector 1	Sector 2	Sector 3	Sector 4	V.Max	Hora
9 01:45,208	00:24,371	00:27,539	00:24,243	00:29,055	190,59	11:27:33	1 START	00:40,365	00:29,631	00:25,417	00:29,401		11:12:04
10 01:44,339	00:24,360	00:27,411	00:23,719	00:28,849	188,92	11:29:17	2 01:45,121	00:24,743	00:27,423	00:24,129	00:28,826	194,01	11:13:49
11 PIT	00:25,685	00:27,738	00:24,626	00:33,497	186,74	11:31:09	3 01:46,238	00:24,381	00:28,325	00:24,679	00:28,853	195,77	11:15:36
12 13:06,537	11:46,105	00:27,683	00:24,057	00:28,692		11:44:15	4 01:44,845	00:24,365	00:27,054	00:24,443	00:28,983	192,86	11:17:20
13 01:44,211	00:24,446	00:27,287	00:23,799	00:28,679	192,86	11:45:59	5 01:48,421	00:27,620	00:27,366	00:24,133	00:29,302	190,59	11:19:09
14 01:44,545	00:24,412	00:27,630	00:24,004	00:28,499	189,47	11:47:44	6 01:44,460	00:24,489	00:27,185	00:23,996	00:28,790	190,59	11:20:53
15 01:43,886	00:24,259	00:27,165	00:23,699	00:28,763	192,28	11:49:28	7 PIT	00:24,552	00:27,462	00:24,489	00:36,462	193,43	11:22:46
16 01:43,692	00:24,248	00:27,208	00:23,626	00:28,610	189,47	11:51:12	8 11:56,048	10:34,344	00:27,912	00:24,640	00:29,152		11:34:42
36 - NEILA,Beatriz							9 01:45,804	00:25,089	00:27,527	00:24,085	00:29,103	187,28	11:36:28
P.Vmax: 8 T. Ideal: 01:45,358							10 01:45,190	00:24,638	00:27,098	00:24,399	00:29,055	191,72	11:38:13
V. Tiempo	Sector 1	Sector 2	Sector 3	Sector 4	V.Max	Hora	11 01:44,969	00:24,825	00:27,414	00:24,075	00:28,655	187,83	11:39:58
1 START	01:01,131	00:30,965	00:27,318	00:31,364		11:12:30	12 01:44,418	00:24,517	00:27,101	00:24,011	00:28,789	194,59	11:41:43
2 01:49,526	00:25,637	00:28,957	00:24,880	00:30,052	186,74	11:14:20	13 01:44,954	00:24,512	00:27,090	00:24,427	00:28,925	196,36	11:43:28
3 01:48,073	00:25,906	00:28,276	00:24,734	00:29,157	190,03	11:16:08	14 01:46,679	00:24,506	00:27,326	00:25,771	00:29,076	191,15	11:45:14
4 01:46,756	00:24,881	00:28,026	00:24,343	00:29,506	192,28	11:17:54	15 01:45,078	00:24,591	00:27,482	00:24,068	00:28,937	188,37	11:46:59
5 01:48,821	00:26,540	00:28,593	00:24,316	00:29,372	190,03	11:19:43	16 01:55,519	00:28,689	00:31,077	00:26,806	00:28,947	188,37	11:48:55
6 01:45,700	00:24,756	00:27,743	00:24,116	00:29,085	191,72	11:21:29	17 PIT	00:24,416	00:27,448	00:24,065	00:35,311	192,28	11:50:46
7 01:45,858	00:24,694	00:27,699	00:24,199	00:29,266	191,15	11:23:15	45 - ARTIGAS,Xavier						
8 01:45,610	00:24,758	00:27,586	00:24,260	00:29,006	191,15	11:25:00	P.Vmax: 11 T. Ideal: 01:44,286						
9 PIT	00:27,018	00:30,341	00:24,972	00:36,997	195,18	11:27:00	V. Tiempo	Sector 1	Sector 2	Sector 3	Sector 4	V.Max	Hora
10 05:52,331	04:30,085	00:28,799	00:24,244	00:29,203		11:32:52	1 START	01:08,013	00:29,895	00:25,823	00:39,374		11:12:42
11 01:46,176	00:24,915	00:27,917	00:24,174	00:29,170	191,15	11:34:38	2 01:47,184	00:25,632	00:28,052	00:24,245	00:29,255	185,67	11:14:30
12 01:46,636	00:24,758	00:27,888	00:24,488	00:29,502	191,15	11:36:25	3 01:46,058	00:24,890	00:27,911	00:24,203	00:29,054	190,59	11:16:16
13 01:49,076	00:25,287	00:29,361	00:25,197	00:29,231	185,14	11:38:14	4 01:45,759	00:24,973	00:27,583	00:24,256	00:28,947	191,15	11:18:01
14 01:45,557	00:24,859	00:27,568	00:24,090	00:29,040	191,72	11:40:00	5 01:50,130	00:27,419	00:29,672	00:24,075	00:28,964	191,15	11:19:52
15 PIT	00:24,743	00:28,250	00:24,895	00:35,035	190,59	11:41:52	6 01:52,685	00:27,825	00:28,595	00:26,870	00:29,395	193,43	11:21:44
16 04:16,893	02:54,688	00:28,545	00:24,393	00:29,267		11:46:09							
17 01:46,842	00:25,069	00:27,889	00:24,387	00:29,497	192,28	11:47:56							



CROHOCIRCUIT: oscar.gutierrez@circuitvalencia.com



Circuit de la Comunitat Valenciana - 16-17 April

2016

Circuit de la C. Valenciana

17 - 19 November 2017

Circuit de la C. Valenciana

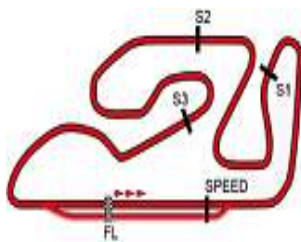
FIM CEV REPSOL. Circuit CV

VUELTA A VUELTA SECTORES Qualifying Practice 1 ETC

7	01:45,670	00:25,166	00:27,458	00:24,259	00:28,787	184,62	11:23:30	1	START	01:19,620	00:31,288	00:26,420	00:30,689		11:12:47		
8	01:44,832	00:24,496	00:27,435	00:23,985	00:28,916	192,28	11:25:15	2	01:50,293	00:26,144	00:28,825	00:25,203	00:30,121	191,72	11:14:38		
9	PIT	00:26,767	00:29,211	00:24,092	00:34,948	190,03	11:27:10	3	01:47,319	00:25,210	00:27,843	00:24,585	00:29,681	191,72	11:16:25		
10	07:56,556	06:32,857	00:28,210	00:24,935	00:30,554		11:35:06	4	NULL	19:30,239	00:34,884	00:31,252	00:35,884	189,47	11:37:37		
11	01:46,224	00:25,014	00:27,498	00:24,461	00:29,251	188,92	11:36:53	5	02:02,556	00:29,198	00:31,775	00:28,350	00:33,233	179,01	11:39:40		
12	01:45,196	00:24,646	00:27,440	00:24,019	00:29,091	190,59	11:38:38	6	01:57,676	00:27,880	00:30,578	00:27,336	00:31,882	177,53	11:41:37		
13	01:45,293	00:24,793	00:27,275	00:23,921	00:29,304	186,74	11:40:23	7	01:52,076	00:26,787	00:29,342	00:25,847	00:30,100	181,51	11:43:30		
14	01:46,439	00:24,842	00:27,335	00:24,586	00:29,676	185,14	11:42:09	8	01:52,279	00:25,622	00:28,523	00:25,702	00:32,432	187,83	11:45:22		
15	01:45,867	00:24,831	00:27,495	00:24,119	00:29,422	185,14	11:43:55	9	01:50,848	00:26,359	00:29,259	00:25,015	00:30,215	188,37	11:47:13		
16	01:45,461	00:25,031	00:27,325	00:23,964	00:29,141	183,05	11:45:41	10	01:49,307	00:25,461	00:28,147	00:24,875	00:30,824	191,15	11:49:02		
17	01:45,558	00:25,043	00:27,378	00:24,181	00:28,956	186,21	11:47:26	11	01:47,479	00:25,343	00:27,902	00:24,717	00:29,517	188,37	11:50:49		
18	PIT	00:24,592	00:27,128	00:23,875	00:32,727	188,37	11:49:15	61 - GARCIA,Iker								P.Vmax: 24	T. Ideal: 01:44,508
19	02:19,696	00:57,206	00:28,684	00:24,331	00:29,475		11:51:34	V. Tiempo	Sector 1	Sector 2	Sector 3	Sector 4	V.Max	Hora			
50 - VOSTATEK,Ondrej								P.Vmax: 1	T. Ideal: 01:43,629	1	START	08:29,401	00:34,782	00:27,770	00:29,785		11:20:01
V. Tiempo	Sector 1	Sector 2	Sector 3	Sector 4	V.Max	Hora		2	01:47,240	00:25,255	00:28,180	00:24,599	00:29,206	189,47	11:21:48		
1	START	00:34,565	00:32,457	00:27,600	00:29,526		11:12:03	3	NULL	00:24,956	00:27,807	00:24,401	00:29,122	188,37	11:23:35		
2	01:45,748	00:24,840	00:27,579	00:24,247	00:29,082	186,21	11:13:49	4	01:45,917	00:24,741	00:27,686	00:24,125	00:29,365	187,28	11:25:21		
3	01:46,280	00:24,649	00:27,811	00:24,043	00:29,777	190,03	11:15:36	5	01:45,513	00:24,822	00:27,522	00:24,147	00:29,022	186,21	11:27:06		
4	01:45,390	00:24,602	00:27,067	00:24,467	00:29,254	185,14	11:17:21	6	PIT	00:25,065	00:28,310	00:25,080	00:37,714	186,21	11:29:02		
5	01:44,626	00:24,680	00:27,279	00:24,047	00:28,620	188,92	11:19:06	7	15:12,069	13:49,172	00:29,039	00:24,545	00:29,313		11:44:14		
6	01:44,216	00:24,407	00:27,060	00:23,936	00:28,813	191,15	11:20:50	8	01:45,764	00:24,786	00:27,762	00:24,501	00:28,715	189,47	11:46:00		
7	01:44,472	00:24,477	00:27,296	00:23,938	00:28,761	187,83	11:22:34	9	01:44,508	00:24,444	00:27,488	00:23,940	00:28,636	190,59	11:47:45		
8	01:45,952	00:25,526	00:27,078	00:23,864	00:29,484	184,62	11:24:20	10	01:45,355	00:24,574	00:27,491	00:24,097	00:29,193	190,03	11:49:30		
9	01:44,077	00:24,541	00:26,910	00:23,924	00:28,702	186,21	11:26:04	11	01:45,119	00:24,713	00:27,542	00:24,123	00:28,741	186,21	11:51:15		
10	PIT	00:24,790	00:27,327	00:24,781	00:38,983	186,74	11:28:00	64 - VELTHUIZEN,Colin								P.Vmax: 26	T. Ideal: 01:46,144
11	03:11,418	01:48,122	00:28,688	00:24,760	00:29,848		11:31:12	V. Tiempo	Sector 1	Sector 2	Sector 3	Sector 4	V.Max	Hora			
12	01:45,452	00:24,782	00:27,500	00:24,090	00:29,080	184,62	11:32:57	1	START	01:07,487	00:30,095	00:25,879	00:30,763		11:12:34		
13	01:45,512	00:24,527	00:27,150	00:24,741	00:29,094	184,62	11:34:43	2	01:48,787	00:25,643	00:28,623	00:24,945	00:29,576	190,03	11:14:22		
14	01:45,739	00:24,943	00:27,606	00:24,197	00:28,993	191,15	11:36:28	3	01:47,056	00:25,255	00:27,829	00:24,602	00:29,370	188,37	11:16:09		
15	01:45,942	00:24,626	00:27,176	00:24,803	00:29,337	197,56	11:38:14	4	NULL	00:25,227	00:28,025	00:24,476	00:29,186	188,92	11:17:56		
16	01:44,256	00:24,500	00:27,042	00:23,992	00:28,722	194,01	11:39:58	5	01:48,857	00:25,128	00:27,847	00:24,351	00:31,531	189,47	11:19:45		
17	PIT	00:24,464	00:27,169	00:23,961	00:34,339	190,59	11:41:48	6	01:46,802	00:25,388	00:27,816	00:24,297	00:29,301	187,28	11:21:32		
18	02:02,640	00:42,770	00:27,269	00:23,883	00:28,718		11:43:51	7	01:46,342	00:25,125	00:27,590	00:24,243	00:29,384	189,47	11:23:18		
19	01:44,309	00:24,523	00:27,055	00:23,940	00:28,791	187,83	11:45:35	70 - WENDEBORN,Lukas								P.Vmax: 33	T. Ideal: 01:45,967
20	01:44,739	00:24,878	00:27,111	00:23,878	00:28,872	192,86	11:47:20	V. Tiempo	Sector 1	Sector 2	Sector 3	Sector 4	V.Max	Hora			
21	01:43,987	00:24,354	00:26,890	00:23,811	00:28,932	192,28	11:49:04	1	START	01:02,341	00:30,205	00:27,404	00:31,647		11:12:31		
22	01:45,437	00:24,308	00:27,772	00:24,232	00:29,125	188,37	11:50:50	2	NULL	00:25,621	00:28,269	00:24,966	00:30,109	184,09	11:14:20		
55 - TOLEDO,Alex								P.Vmax: 13	T. Ideal: 01:43,855	3	01:47,751	00:25,335	00:28,037	00:24,849	00:29,530	186,74	11:16:08
V. Tiempo	Sector 1	Sector 2	Sector 3	Sector 4	V.Max	Hora		4	01:47,071	00:25,206	00:28,037	00:24,352	00:29,476	184,09	11:17:55		
1	START	02:12,946	00:28,930	00:24,324	00:29,133		11:13:35	5	NULL	00:25,052	00:27,782	00:24,556	00:29,352	186,21	11:19:41		
2	01:44,864	00:24,594	00:27,481	00:23,913	00:28,876	192,86	11:15:20	6	01:46,194	00:25,036	00:27,695	00:24,258	00:29,205	185,67	11:21:28		
3	01:44,421	00:24,424	00:27,407	00:23,889	00:28,701	192,86	11:17:04	7	01:46,368	00:25,094	00:27,772	00:24,296	00:29,206	186,21	11:23:14		
4	01:44,549	00:24,396	00:27,515	00:23,954	00:28,684	192,86	11:18:49	8	01:46,222	00:25,175	00:27,535	00:24,328	00:29,184	183,57	11:25:00		
5	01:45,191	00:24,555	00:27,667	00:24,109	00:28,860	192,28	11:20:34	9	NULL	00:25,159	00:27,519	00:24,228	00:29,320	184,62	11:26:46		
6	NULL	00:24,502	00:27,286	00:23,964	00:28,786	188,37	11:22:18	10	PIT	00:26,554	00:28,383	00:25,072	00:37,956	184,09	11:28:44		
7	01:45,034	00:24,504	00:27,262	00:24,205	00:29,063	187,83	11:24:03	11	05:58,883	04:34,078	00:28,407	00:27,038	00:29,360		11:34:43		
8	01:44,500	00:24,917	00:27,088	00:23,787	00:28,708	187,83	11:25:48	12	01:46,679	00:25,184	00:27,739	00:24,315	00:29,441	186,21	11:36:30		
9	01:45,015	00:24,424	00:27,281	00:24,016	00:29,294	192,86	11:27:33	13	01:46,890	00:25,423	00:27,829	00:24,404	00:29,234	184,62	11:38:17		
10	01:44,565	00:24,524	00:27,310	00:23,992	00:28,739	187,83	11:29:17	14	01:47,419	00:25,398	00:27,710	00:24,739	00:29,572	183,05	11:40:04		
11	PIT	00:24,844	00:27,863	00:24,388	00:35,254	191,15	11:31:10	15	PIT	00:25,468	00:27,862	00:24,498	00:35,514	182,54	11:41:58		
12	PIT	09:04,014	00:28,097	00:24,483	00:35,498		11:41:42	16	04:58,924	03:36,406	00:28,564	00:24,531	00:29,423		11:46:57		
13	02:08,685	00:48,130	00:27,413	00:24,119	00:29,023		11:43:50	17	NULL	00:25,218	00:27,924	00:24,465	00:29,508	183,05	11:48:44		
14	01:44,813	00:24,717	00:27,266	00:23,953	00:28,877	187,83	11:45:35	18	01:47,179	00:25,473	00:27,774	00:24,449	00:29,483	181,51	11:50:31		
15	01:44,615	00:24,508	00:27,309	00:23,926	00:28,872	191,15	11:47:20	74 - SAKO,Daijiro								P.Vmax: 19	T. Ideal: 01:46,057
16	01:44,750	00:24,614	00:27,208	00:23,891	00:29,037	188,92	11:49:05	V. Tiempo	Sector 1	Sector 2	Sector 3	Sector 4	V.Max	Hora			
17	01:44,433	00:24,296	00:27,226	00:24,011	00:28,900	191,72	11:50:49	1	START	01:14,720	00:30,518	00:26,016	00:30,116		11:12:41		
56 - ATKINS,Charlie								P.Vmax: 19	T. Ideal: 01:47,155	2	NULL	00:25,174	00:28,259	00:25,034	00:29,703	187,28	11:14:29
V. Tiempo	Sector 1	Sector 2	Sector 3	Sector 4	V.Max	Hora											



CRONOCIRCUIT: oscar.gutierrez@circuitvalencia.com



Circuit de la Comunitat Valenciana - 16-17 April

2016

Circuit de la C. Valenciana

17 - 19 November 2017

Circuit de la C. Valenciana

FIM CEV REPSOL. Circuit CV

VUELTA A VUELTA SECTORES Qualifying Practice 1 ETC

3	NULL	00:24,886	00:27,800	00:26,081	00:29,298	187,28	11:16:17	10	PIT	00:24,746	00:27,949	00:24,684	00:38,058	191,15	11:28:41
4	01:46,234	00:24,762	00:27,727	00:24,400	00:29,345	191,72	11:18:03	11	NULL	05:41,198	00:28,255	00:24,231	00:29,265		11:35:44
5	01:48,219	00:25,049	00:29,130	00:24,684	00:29,356	189,47	11:19:51	12	01:45,965	00:24,918	00:27,741	00:24,423	00:28,883	189,47	11:37:30
6	PIT	00:25,352	00:28,448	00:24,780	00:35,472	188,92	11:21:45	13	01:45,041	00:24,801	00:27,419	00:24,000	00:28,821	189,47	11:39:15
7	NULL	03:26,964	00:28,848	00:24,780	00:29,563		11:26:36	14	01:44,600	00:24,726	00:27,284	00:23,929	00:28,661	188,92	11:40:59
8	01:46,770	00:24,843	00:27,946	00:24,532	00:29,449	188,37	11:28:22	15	01:45,275	00:24,570	00:27,782	00:24,105	00:28,818	189,47	11:42:45
9	01:46,592	00:25,008	00:27,741	00:24,496	00:29,347	187,28	11:30:09	16	01:45,038	00:24,539	00:27,798	00:23,949	00:28,752	191,72	11:44:30
10	01:46,537	00:24,913	00:27,848	00:24,475	00:29,301	186,21	11:31:56	17	01:48,090	00:27,091	00:27,816	00:23,893	00:29,290	192,28	11:46:18
11	01:47,041	00:25,097	00:28,099	00:24,602	00:29,243	185,14	11:33:43	18	01:44,456	00:24,429	00:27,511	00:23,801	00:28,715	192,28	11:48:02
12	PIT	00:25,073	00:28,305	00:25,097	00:35,140	185,67	11:35:36	19	01:45,151	00:24,367	00:27,292	00:24,228	00:29,264	194,01	11:49:47
13	09:21,254	07:54,197	00:30,697	00:26,542	00:29,818		11:44:57	20	01:43,952	00:24,279	00:27,284	00:23,739	00:28,650	194,59	11:51:31

81 - HEREDIA,Angel P.Vmax: 29 T. Ideal: 01:45,499

75 - GALLI,Joaquim P.Vmax: 37 T. Ideal: 01:53,083

V. Tiempo	Sector 1	Sector 2	Sector 3	Sector 4	V.Max	Hora
1 START	01:29,260	00:33,517	00:29,166	00:33,032		11:13:04
2 01:57,397	00:27,461	00:30,469	00:27,846	00:31,621	184,09	11:15:02
3 NULL	00:27,094	00:30,553	00:27,301	00:31,340	182,54	11:16:58
4 01:55,821	00:27,511	00:30,372	00:26,807	00:31,131	182,02	11:18:54
5 NULL	00:26,654	00:29,521	00:26,491	00:30,903	182,02	11:20:47
6 01:53,980	00:26,663	00:29,356	00:26,513	00:31,448	182,02	11:22:41
7 PIT	00:26,727	00:29,443	00:26,640	00:40,397	182,02	11:24:45
8 11:49,346	10:21,063	00:30,051	00:26,886	00:31,346		11:36:34
9 01:55,287	00:27,004	00:30,414	00:26,617	00:31,252	180,50	11:38:29
10 01:54,497	00:26,680	00:29,695	00:26,934	00:31,188	179,50	11:40:24
11 NULL	00:26,401	00:29,901	00:26,423	00:32,664	182,02	11:42:19
12 01:54,361	00:26,632	00:29,697	00:26,553	00:31,279	178,02	11:44:13
13 NULL	00:26,620	00:30,188	00:26,804	00:31,196	184,09	11:46:08
14 02:01,466	00:26,790	00:29,508	00:26,503	00:38,665	181,51	11:48:10
15 01:54,803	00:26,921	00:29,830	00:26,572	00:31,480	175,61	11:50:05

77 - PEREZ,Andreas P.Vmax: 13 T. Ideal: 01:42,951

V. Tiempo	Sector 1	Sector 2	Sector 3	Sector 4	V.Max	Hora
1 START	08:29,079	00:34,587	00:27,220	00:29,384		11:20:00
2 01:44,562	00:24,675	00:27,252	00:23,863	00:28,772	186,21	11:21:44
3 NULL	00:24,436	00:26,878	00:23,688	00:28,572	185,14	11:23:28
4 01:44,078	00:24,508	00:26,969	00:23,640	00:28,961	186,21	11:25:12
5 01:43,145	00:24,275	00:26,770	00:23,662	00:28,438	188,92	11:26:55
6 01:44,331	00:24,861	00:27,113	00:23,713	00:28,644	184,62	11:28:39
7 01:43,096	00:24,296	00:26,690	00:23,653	00:28,457	186,74	11:30:22
8 PIT	00:24,877	00:27,594	00:24,065	00:37,077	184,09	11:32:16
9 10:12,338	08:49,726	00:29,211	00:24,433	00:28,968		11:42:28
10 NULL	00:24,554	00:27,029	00:24,053	00:29,246	184,62	11:44:13
11 NULL	00:24,582	00:27,052	00:23,701	00:28,888	184,09	11:45:57
12 01:43,184	00:24,220	00:26,816	00:23,607	00:28,541	187,28	11:47:41
13 01:43,262	00:24,216	00:26,761	00:23,667	00:28,618	188,37	11:49:24
14 01:45,935	00:24,237	00:27,641	00:24,221	00:29,836	192,86	11:51:10

80 - ALONSO,Victor P.Vmax: 3 T. Ideal: 01:43,952

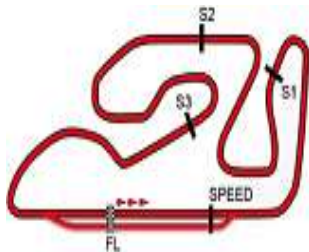
V. Tiempo	Sector 1	Sector 2	Sector 3	Sector 4	V.Max	Hora
1 START	01:10,631	00:30,110	00:25,609	00:29,486		11:12:35
2 01:47,329	00:25,576	00:28,238	00:24,466	00:29,049	192,86	11:14:23
3 01:45,624	00:24,774	00:27,899	00:24,215	00:28,736	196,96	11:16:08
4 01:47,257	00:24,940	00:29,274	00:24,094	00:28,949	196,36	11:17:55
5 01:46,001	00:24,733	00:27,632	00:24,625	00:29,011	194,01	11:19:41
6 01:45,833	00:24,848	00:27,848	00:24,039	00:29,098	192,28	11:21:27
7 01:46,013	00:25,011	00:27,614	00:24,182	00:29,206	191,15	11:23:13
8 01:46,474	00:24,773	00:28,286	00:24,397	00:29,018	190,59	11:25:00
9 01:45,765	00:24,832	00:27,843	00:24,188	00:28,902	191,15	11:26:45

83 - KAWAKAMI,Meikon P.Vmax: 17 T. Ideal: 01:42,930

V. Tiempo	Sector 1	Sector 2	Sector 3	Sector 4	V.Max	Hora
1 START	01:21,589	00:29,226	00:24,900	00:28,970		11:12:44
2 01:45,662	00:24,512	00:27,692	00:24,321	00:29,137	191,72	11:14:30
3 01:43,490	00:24,225	00:27,015	00:23,645	00:28,605	192,28	11:16:13
4 NULL	00:24,135	00:26,873	00:23,523	00:28,619	189,47	11:17:56
5 PIT	00:27,909	00:30,240	00:24,060	00:33,472	192,28	11:19:52
6 07:42,901	06:21,722	00:28,060	00:24,239	00:28,880		11:27:35
7 01:43,026	00:24,197	00:26,828	00:23,557	00:28,444	189,47	11:29:18
8 01:48,306	00:24,430	00:28,282	00:26,150	00:29,444	190,59	11:31:06
9 01:44,549	00:24,302	00:27,853	00:23,684	00:28,710	187,28	11:32:51
10 01:43,461	00:24,139	00:27,041	00:23,594	00:28,687	188,92	11:34:34
11 01:43,654	00:24,278	00:26,938	00:23,772	00:28,666	185,67	11:36:18
12 01:43,622	00:24,424	00:27,013	00:23,612	00:28,573	186,74	11:38:02
13 01:44,429	00:24,182	00:26,906	00:23,558	00:29,783	186,21	11:39:46
14 PIT	00:24,272	00:27,459	00:30,551	00:40,265	186,74	11:41:49
15 05:21,701	03:59,832	00:28,447	00:24,496	00:28,926		11:47:10
16 NULL	00:24,395	00:27,164	00:23,740	00:28,872	186,21	11:48:54
17 01:43,745	00:24,261	00:27,091	00:23,687	00:28,706	186,21	11:50:38



CRONOCIRCUIT: oscar.gutierrez@circuitvalencia.com



Circuit de la Comunitat Valenciana - 16-17 April

Moto3 World Championship

Moto2 World Championship

Superbike World Championship

2016

Circuit de la C.Valenciana

17 - 19 November 2017

Circuit de la C.Valenciana

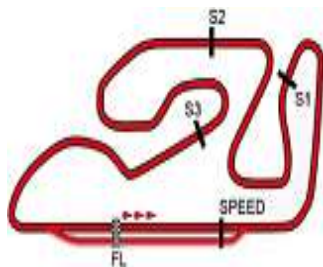
FIM CEV REPSOL. Circuit CV

Velocidades máximas Qualifying Practice 1 ETC

Piloto	Nacionalidad/Res.	Marca	Mejores 5 velocidades máx.					Media	Máx.
50 VOSTATEK,Ondrej	CZE	Honda	197,6	194,0	192,9	192,3	191,2	193,6	197,6
21 FALCONE,Vincent	FRA	Honda	197,6	197,6	193,4	192,3	191,7	194,5	197,6
80 ALONSO,Víctor	SPA	Honda	197,0	196,4	194,6	194,0	194,0	195,2	197,0
26 PARRA,Miguel	SPA	Honda	196,4	195,8	194,6	190,6	190,0	193,5	196,4
44 FERNANDEZ,Adrián	SPA	Honda	196,4	195,8	194,6	194,0	193,4	194,8	196,4
12 PAAVILAINEN,Peetu	FIN	Honda	195,8	194,0	192,9	191,7	191,2	193,1	195,8
27 DIEZ,Alejandro	SPA	Honda	195,8	194,0	193,4	192,9	192,9	193,8	195,8
36 NEILA,Beatriz	SPA	Honda	195,2	192,3	192,3	191,7	191,7	192,6	195,2
9 GOMEZ,Francisco	SPA	Honda	195,2	194,6	194,0	192,9	192,3	193,8	195,2
23 UVIÑA,Joan	SPA	Honda	194,6	193,4	191,2	190,6	188,4	191,6	194,6
8 VERA,Iker	SPA	Honda	193,4	189,5	187,3	187,3	186,2	188,7	193,4
45 ARTIGAS,Xavier	SPA	Honda	193,4	192,3	191,2	191,2	190,6	191,7	193,4
55 TOLEDO,Alex	SPA	Honda	192,9	192,9	192,9	192,9	192,3	192,7	192,9
34 ACOSTA,Pedro	SPA	Honda	192,9	192,9	192,9	192,3	191,7	192,5	192,9
19 RODRIGUEZ,Víctor	SPA	Honda	192,9	190,0	190,0	189,5	189,5	190,4	192,9
77 PEREZ,Andreas	SPA	Honda	192,9	188,9	188,4	187,3	186,7	188,8	192,9
22 CRISTIN,Stefano	ITA	Honda	192,3	187,3	187,3	186,2	185,1	187,6	192,3
83 KAWAKAMI,Meikon	BRA	Honda	192,3	192,3	191,7	190,6	189,5	191,3	192,3
74 SAKO,Daijiro	JPN	Honda	191,7	189,5	188,9	188,4	188,4	189,4	191,7
56 ATKINS,Charlie	GBR	Honda	191,7	191,7	191,2	189,5	188,4	190,5	191,7
7 BALTUS,Barry	BEL	Honda	191,2	190,0	187,8	187,8	187,3	188,8	191,2
33 REHACEK,Filip	CZE	Honda	191,2	189,5	186,7	186,7	186,7	188,2	191,2
43 JESPERSEN,Simon	DEN	Honda	191,2	191,2	191,2	190,6	190,0	190,8	191,2
16 DAVIS,Jamie W.	GBR	Honda	190,6	188,9	188,9	188,4	188,4	189,0	190,6
61 GARCIA,Iker	SPA	Honda	190,6	190,0	189,5	189,5	188,4	189,6	190,6
64 VELTHUIZEN,Colin	NED	Honda	190,0	189,5	189,5	188,9	188,4	189,3	190,0
15 VERDUGO,Luis M,	SPA	Honda	190,0	188,4	188,4	187,3	187,3	188,3	190,0
30 COOK,Max	GBR	Honda	189,5	188,4	187,8	187,3	186,7	187,9	189,5
81 HEREDIA,Angel	SPA	Honda	188,9	187,3	187,3	187,3	186,7	187,5	188,9
18 GONZALEZ,Manuel	SPA	Honda	187,8	187,8	187,3	186,7		187,4	187,8
40 SUAREZ,José	SPA	Honda	187,3	184,6	184,1			185,3	187,3
24 GREGORIO,Matthieu	FRA	Honda	187,3	184,1	184,1	183,6	183,6	184,5	187,3
31 NYUL,Aurel	FRA	Honda	186,7	186,2	184,6	183,6	183,6	184,9	186,7
2 HART,Jack	GBR	Honda	186,7	186,7	186,2	186,2	186,2	186,4	186,7
70 WENDEBORN,Lukas	SWE	Honda	186,7	186,2	186,2	186,2	185,7	186,2	186,7
4 MARTINHO,Kiko	POR	Honda	185,7	184,6	184,6	183,6	183,1	184,3	185,7
75 GALI,Joaquim	AND	Honda	184,1	184,1	182,5	182,0	182,0	183,0	184,1



CRONOCIRCUIT: oscar.gutierrez@circuitvalencia.com



Circuit de la Comunitat Valenciana - 16-17 April

Moto3

Moto2

Superbike

2016

Circuit de la C.Valenciana

17 - 19 November 2017

Circuit de la C.Valenciana

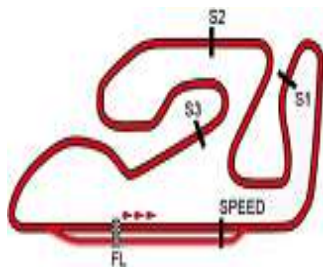
FIM CEV REPSOL. Circuit CV

ANALISIS PIT Qualifying Practice 1 ETC

2 HART,Jack Team Hart Racing	11:35:48,376 11:42:25,932 00:06:37,556 12	33 REHACEK,Filip Team Igax Team
Time IN Time OUT GAP Lap	Num. P. 2 Total in PIT: 00:09:58,344	Time IN Time OUT GAP Lap
11:25:14,841 11:28:58,273 00:03:43,432 8		11:24:44,302 11:29:09,267 00:04:24,965 8
Num. P. 1 Total in PIT: 00:03:43,432		11:43:46,819 11:45:25,302 00:01:38,483 16
4 MARTINHO,Kiko Team Gr.Machado Came	21 FALCONE,Vincent Team TFC Racing	Num. P. 2 Total in PIT: 00:06:03,448
Time IN Time OUT GAP Lap	Time IN Time OUT GAP Lap	34 ACOSTA,Pedro Team Cuna de Campeones
11:30:08,143 11:35:55,323 00:05:47,180 10	11:21:44,250 11:25:14,526 00:03:30,276 6	Time IN Time OUT GAP Lap
Num. P. 1 Total in PIT: 00:05:47,180	11:32:30,450 11:34:16,236 00:01:45,786 10	11:31:09,183 11:42:30,837 00:11:21,654 11
7 BALTUS,Barry Team Reale Avintia Acad.	Num. P. 2 Total in PIT: 00:05:16,062	Num. P. 1 Total in PIT: 00:11:21,654
Time IN Time OUT GAP Lap	22 CRISTIN,Stefano Team Bierreti	36 NEILA,Beatriz Team Team Stratos
11:32:15,545 11:40:40,902 00:08:25,357 8	Time IN Time OUT GAP Lap	Time IN Time OUT GAP Lap
Num. P. 1 Total in PIT: 00:08:25,357	11:21:03,035 11:22:39,200 00:01:36,165 6	11:27:00,299 11:31:04,115 00:04:03,816 9
8 VERA,Iker Team Halcourier MS R.	11:35:27,422 11:37:46,750 00:02:19,328 13	11:41:52,998 11:44:21,930 00:02:28,932 15
Time IN Time OUT GAP Lap	11:50:35,307 ... 20	Num. P. 2 Total in PIT: 00:06:32,748
11:33:26,466 11:38:33,598 00:05:07,132 12	Num. P. 3 Total in PIT: 00:03:55,493	40 SUAREZ,José Team Reale Avintia Acad.
Num. P. 1 Total in PIT: 00:05:07,132	23 UVIÑA,Joan Team Gr.Machado Came	Time IN Time OUT GAP Lap
9 GOMEZ,Francisco Team Team Larresport	Time IN Time OUT GAP Lap	11:18:28,108 11:23:28,304 00:05:00,196 4
Time IN Time OUT GAP Lap	11:18:12,096 11:24:21,201 00:06:09,105 4	Num. P. 1 Total in PIT: 00:05:00,196
11:27:09,939 11:33:14,030 00:06:04,091 9	11:35:10,926 11:42:26,174 00:07:15,248 10	43 JESPERSEN,Simon Team Team Jespersen
Num. P. 1 Total in PIT: 00:06:04,091	Num. P. 2 Total in PIT: 00:13:24,353	Time IN Time OUT GAP Lap
12 PAAVILAINEN,Peetu Team H43Team Nobby	24 GREGORIO,Matthieu Team Blumaq HMA R.	11:28:03,477 11:34:23,807 00:06:20,330 10
Time IN Time OUT GAP Lap	Time IN Time OUT GAP Lap	Num. P. 1 Total in PIT: 00:06:20,330
11:28:01,176 11:32:56,043 00:04:54,867 10	11:22:19,036 11:25:17,647 00:02:58,611 6	44 FERNANDEZ,Adrián Team H43Team Nobby
Num. P. 1 Total in PIT: 00:04:54,867	11:34:22,048 11:38:57,024 00:04:34,976 11	Time IN Time OUT GAP Lap
15 VERDUGO,Luis M, Team Team Stratos	Num. P. 2 Total in PIT: 00:07:33,587	11:22:46,713 11:32:56,352 00:10:09,639 7
Time IN Time OUT GAP Lap	26 PARRA,Miguel Team Blumaq HMA R.	11:50:46,612 ... 17
11:28:21,254 11:33:57,761 00:05:36,507 10	Time IN Time OUT GAP Lap	Num. P. 2 Total in PIT: 00:10:09,639
Num. P. 1 Total in PIT: 00:05:36,507	11:19:53,107 11:28:15,628 00:08:22,521 5	45 ARTIGAS,Xavier Team Larresport
16 DAVIS,Jamie W. Team Fau55 Racing	Num. P. 1 Total in PIT: 00:08:22,521	Time IN Time OUT GAP Lap
Time IN Time OUT GAP Lap	27 DIEZ,Alejandro Team T.Honda Impala	11:27:10,290 11:33:13,187 00:06:02,897 9
11:27:08,945 11:29:11,399 00:02:02,454 9	Time IN Time OUT GAP Lap	11:49:15,206 11:49:39,803 00:00:24,597 18
11:38:13,323 11:40:51,623 00:02:38,300 14	11:21:17,324 11:25:13,016 00:03:55,692 6	Num. P. 2 Total in PIT: 00:06:27,494
Num. P. 2 Total in PIT: 00:04:40,754	11:28:49,172 11:31:39,756 00:02:50,584 8	50 VOSTATEK,Ondrej Team ETG Racing
18 GONZALEZ,Manuel Team Halcourier Racing	Num. P. 2 Total in PIT: 00:06:46,276	Time IN Time OUT GAP Lap
Time IN Time OUT GAP Lap	30 COOK,Max Team Wilson Racing	11:28:00,639 11:29:24,019 00:01:23,380 10
11:20:28,183 11:25:57,613 00:05:29,430 5	Time IN Time OUT GAP Lap	11:41:48,891 11:42:08,485 00:00:19,594 17
Num. P. 1 Total in PIT: 00:05:29,430	11:20:03,501 11:24:38,526 00:04:35,025 5	Num. P. 2 Total in PIT: 00:01:42,974
19 RODRIGUEZ,Victor Team Gr.Machado Came	11:35:26,241 11:40:59,924 00:05:33,683 11	55 TOLEDO,Alex Team Cuna de Campeones
Time IN Time OUT GAP Lap	Num. P. 2 Total in PIT: 00:10:08,708	Time IN Time OUT GAP Lap
11:21:51,714 11:25:12,502 00:03:20,788 6	31 NYUL,Aurel Team T.Honda Impala	11:31:10,208 11:39:49,184 00:08:38,976 11
	Time IN Time OUT GAP Lap	11:41:42,300 11:42:06,373 00:00:24,073 12
	11:12:40,774 11:13:49,631 00:01:08,857 1	
	11:28:15,230 11:35:33,032 00:07:17,802 9	
	Num. P. 2 Total in PIT: 00:08:26,659	



CRONOCIRCUIT: oscar.gutierrez@circuitvalencia.com



Circuit de la Comunitat Valenciana - 16-17 April

Moto3

Moto2

Superbike

2016

Circuit de la C.Valenciana

17 - 19 November 2017

Circuit de la C.Valenciana

FIM CEV REPSOL. Circuit CV

ANALISIS PIT Qualifying Practice 1 ETC

Num. P. 2 Total in PIT: 00:09:03,049

61 GARCIA,Iker

Team Reale Avintia Acad.

Time IN	Time OUT	GAP	Lap
11:29:02,712	11:42:27,802	00:13:25,090	6

Num. P. 1 Total in PIT: 00:13:25,090

70 WENDEBORN,Lukas

Team Lukasracing

Time IN	Time OUT	GAP	Lap
11:28:44,950	11:32:46,690	00:04:01,740	10
11:41:58,163	11:45:10,263	00:03:12,100	15

Num. P. 2 Total in PIT: 00:07:13,840

74 SAKO,Daijiro

Team Blumaq HMA R.

Time IN	Time OUT	GAP	Lap
11:21:45,959	11:24:47,315	00:03:01,356	6
11:35:36,669	11:43:04,091	00:07:27,422	12

Num. P. 2 Total in PIT: 00:10:28,778

75 GALI,Joaquim

Team JG Road Racing

Time IN	Time OUT	GAP	Lap
11:24:45,086	11:34:38,079	00:09:52,993	7

Num. P. 1 Total in PIT: 00:09:52,993

77 PEREZ,Andreas

Team Reale Avintia Acad.

Time IN	Time OUT	GAP	Lap
11:32:16,518	11:40:40,409	00:08:23,891	8

Num. P. 1 Total in PIT: 00:08:23,891

80 ALONSO,Victor

Team 42Motorsport

Time IN	Time OUT	GAP	Lap
11:28:41,418	11:33:55,399	00:05:13,981	10

Num. P. 1 Total in PIT: 00:05:13,981

81 HEREDIA,Angel

Team Team Stratos

Time IN	Time OUT	GAP	Lap
11:24:47,024	11:29:32,987	00:04:45,963	8
11:44:04,383	11:45:19,044	00:01:14,661	16

Num. P. 2 Total in PIT: 00:06:00,624

83 KAWAKAMI,Meikon

Team PlaystationLaglisse

Time IN	Time OUT	GAP	Lap
11:19:52,517	11:25:49,310	00:05:56,793	5
11:41:49,012	11:45:22,483	00:03:33,471	14

Num. P. 2 Total in PIT: 00:09:30,264



CRONOCIRCUIT: oscar.gutierrez@circuitvalencia.com