

Circuit Ricardo Tormo / 18-19 November 2017

Logon

FIM CEV REPSOL. Circuit CV

17 - 19 November 2017

Laps: 19

Circuit de la C.Valenciana
Length: 4005 metros

Results

Race Moto2

Pos.	N.	Rider	Team	Motorcycle	Nat.	Laps	Time	Best Lap	iL	Gap	Interval	Speed	Tyr.	Pt.	Cat.
1	51	GRANADO, Eric	Promoracing	Kalex	BRA	19	30:37,824	01:35,981	16			149,12	Du	25	
2	44	ODENDAAL, Steven	NTS Sportscode T.Pro	NTS	RSA	19	30:39,244	01:36,150	19	00:01,420	00:01,420	148,96	Du	20	
3	27	ROBERTS, Joe	AGR Team	Kalex	USA	19	30:39,566	01:36,194	14	00:01,742	00:00,322	148,96	Du	16	
4	14	GARZO, Héctor	Team Wimur CNS	Tech3	SPA	19	30:50,073	01:36,483	8	00:12,249	00:10,507	148,08	Du	13	
5	22	FULIGNI, Federico	Forward Junior T.	Kalex	ITA	19	30:55,415	01:36,780	11	00:17,591	00:05,342	147,68	Du	11	
6	96	SANCHIS, David	Easyrace M2	Suter	SPA	19	30:55,616	01:36,956	9	00:17,792	00:00,201	147,68	Du	10	
7	20	EKKY, Dimas	Astra Honda Racing T	Kalex	INA	19	30:56,127	01:36,846	17	00:18,303	00:00,511	147,6	Du	9	
8	36	URIBE, Jayson	AGR Team	Kalex	USA	19	31:11,176	01:37,697	10	00:33,352	00:15,049	146,41	Du	8	
9	98	HANIKA, Karel	Willi Racing T.	Kalex	CZE	19	31:14,055	01:37,592	9	00:36,231	00:02,879	146,18	Du	7	
10	76	ONO, Hiroki	NTS Sportscode T.Pro	NTS	JPN	19	31:23,714	01:37,933	3	00:45,890	00:09,659	145,48	Du	6	
11	26	SAEZ, Daniel	Champi-JJSaez	Yamaha	SPA	19	31:30,618	01:38,364	11	00:52,794	00:06,904	144,94	Du	5	STK
12	71	DUERLUND, Pontus	Bullit Motorcycles	Kalex	SWE	19	31:43,488	01:39,022	9	01:05,664	00:12,870	143,95	Du	4	
13	18	CARDELUS, Xavier	Team Stylobike	Kalex	AND	19	31:52,565	01:38,185	4	01:14,741	00:09,077	143,28	Du	3	
14	94	BODIS, Richard	Eq,Puntomoto	Mir Racing	HUN	19	32:02,948	01:40,263	13	01:25,124	00:10,383	142,53	Du	2	
15	23	MRKYVKA, Jirka	Team Stratos	Ariane	CZE	19	32:03,001	01:40,050	13	01:25,177	00:00,053	142,46	Du	1	
16	48	DIAZ, Joan	DCR Racing T.	Yamaha	SPA	19	32:03,282	01:39,971	5	01:25,458	00:00,281	142,46	Du		STK
17	37	ANIN, Oleksandr	Promo Racing	Kalex	UKR	18	30:49,773	01:41,561	5	-1 Lap	-1 Lap	140,36	Du		
18	8	ZETTI, Alessandro	Fau55Racing	Yamaha	ITA	18	30:51,847	01:41,615	8	-1 Lap	00:02,074	140,21	Du		STK
19	47	GOMIS, Jonatan	TST Racing	Honda	SPA	18	31:44,538	01:43,253	2	-1 Lap	00:52,691	136,3	Du		STK
20	66	LE GALLO, Philippe	Yamaha Laglisse	Yamaha	FRA	18	32:10,758	01:44,296	16	-1 Lap	00:26,220	134,47	Du		STK
21	33	STAFFORD, Bruce	VHC Racing	Kawasaki	USA	18	32:21,168	01:43,499	2	-1 Lap	00:10,410	133,71	Du		STK
Not Classified															
.	46	BRENNER, Marcel	H43Team Nobby	Kalex	SWI	17	27:40,659	01:36,842	3	-2 Lap	-1 Lap	147,65	Du		
.	88	CARDUS, Ricky	Team Stylobike	Kalex	SPA	15	24:40,368	01:36,081	4	-4 Lap	-2 Lap	146,13	Du		
.	10	LIPOVANOV, Mark	Team Stylobike	Kalex	AUS	4	06:52,801	01:40,844	2	-15 Lap	-11 Lap	139,98	Du		
.	28	OLMOS, Jorge	SG Motoperformance	Yamaha	SPA	2	03:33,692	01:42,582	2	-17 Lap	-2 Lap	135,38	Du		STK
.	3	TULOVIC, Lukas	Forward Junior T.	Kalex	GER								Du		
.	9	PEROLARI, Corentin	Promoto Sport	Transfomers	FRA								Du		

Best Lap: Rider 51 - GRANADO, Eric - Time: 01:35,981 at 150,22 Km/h

Pole position: 51 - GRANADO, Eric, time: 01:35,398

Circuit de la C.Valenciana

Final Official

Provisional Official

Length: 4005 Hour: 12:00:00

JURY:

Hour:

C.of the Course:

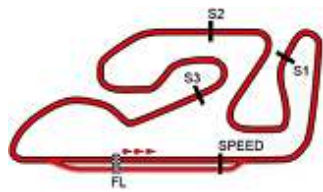
Hour:

C.Timekeeper:

Hour: 12:39:45



CRONOCIRCUIT: oscar.gutierrez@circuitvalencia.com



Circuit Ricardo Tormo / 18-19 November 2017

Logo of the organizing body

FIM CEV REPSOL. Circuit CV

17 - 19 November 2017

Laps: 19

Circuit de la C.Valenciana
Length: 4005 metros

Results

Race Moto2

Pos.	N.	Rider	Team	Motorcycle	Nat.	Laps	Time	Best Lap	iL	Gap	Interval	Speed	Tyr.	Pt.	Cat.
Categoría:															
1	51	GRANADO, Eric	Promoracing	Kalex	BRA	19	30:37,824	01:35,981	16			149,06	Du	25	
2	44	ODENDAAL, Steven	NTS Sportscode T.Pro	NTS	RSA	19	30:39,244	01:36,150	19	00:01,420	00:01,420	148,94	Du	20	
3	27	ROBERTS, Joe	AGR Team	Kalex	USA	19	30:39,566	01:36,194	14	00:01,742	00:00,322	148,92	Du	16	
4	14	GARZO, Héctor	Team Wimu CNS	Tech3	SPA	19	30:50,073	01:36,483	8	00:12,249	00:10,507	148,07	Du	13	
5	22	FULIGNI, Federico	Forward Junior T.	Kalex	ITA	19	30:55,415	01:36,780	11	00:17,591	00:05,342	147,64	Du	11	
6	96	SANCHIS, David	Easyrace M2	Suter	SPA	19	30:55,616	01:36,956	9	00:17,792	00:00,201	147,63	Du	10	
7	20	EKKY, Dimas	Astra Honda Racing T	Kalex	INA	19	30:56,127	01:36,846	17	00:18,303	00:00,511	147,59	Du	9	
8	36	URIBE, Jayson	AGR Team	Kalex	USA	19	31:11,176	01:37,697	10	00:33,352	00:15,049	146,4	Du	8	
9	98	HANIKA, Karel	Willi Racing T.	Kalex	CZE	19	31:14,055	01:37,592	9	00:36,231	00:02,879	146,18	Du	7	
10	76	ONO, Hiroki	NTS Sportscode T.Pro	NTS	JPN	19	31:23,714	01:37,933	3	00:45,890	00:09,659	145,43	Du	6	
11	71	DUERLUND, Pontus	Bullit Motorcycles	Kalex	SWE	19	31:43,488	01:39,022	9	01:05,664	00:19,774	143,92	Du	5	
12	18	CARDELUS, Xavier	Team Stylobike	Kalex	AND	19	31:52,565	01:38,185	4	01:14,741	00:09,077	143,23	Du	4	
13	94	BODIS, Richard	Eq,Puntomoto	Mir Racing	HUN	19	32:02,948	01:40,263	13	01:25,124	00:10,383	142,46	Du	3	
14	23	MRKYVKA, Jirka	Team Stratos	Ariane	CZE	19	32:03,001	01:40,050	13	01:25,177	00:00,053	142,46	Du	2	
15	37	ANIN, Oleksandr	Promo Racing	Kalex	UKR	18	30:49,773	01:41,561	5	-1 Lap	-1 Lap	140,3	Du	1	
Not Classified															
.	46	BRENNER, Marcel	H43Team Nobby	Kalex	SWI	17	27:40,659	01:36,842	3	-2 Lap	-1 Lap	147,6	Du		
.	88	CARDUS, Ricky	Team Stylobike	Kalex	SPA	15	24:40,368	01:36,081	4	-4 Lap	-2 Lap	146,09	Du		
.	10	LIPOVANOVA, Mark	Team Stylobike	Kalex	AUS	4	06:52,801	01:40,844	2	-15 Lap	-11 Lap	139,71	Du		
.	9	PEROLARI, Corentin	Promoto Sport	Transformers	FRA					-19 Lap	-4 Lap		Du		
.	3	TULOVIC, Lukas	Forward Junior T.	Kalex	GER					-19 Lap			Du		
Categoría: STK															
1	26	SAEZ, Daniel	Champi-JJSaez	Yamaha	SPA	19	31:30,618	01:38,364	11			144,9	Du	25	STK
2	48	DIAZ, Joan	DCR Racing T.	Yamaha	SPA	19	32:03,282	01:39,971	5	00:32,664	00:32,664	142,43	Du	20	STK
3	8	ZETTI, Alessandro	Fau55Racing	Yamaha	ITA	18	30:51,847	01:41,615	8	-1 Lap	-1 Lap	140,14	Du	16	STK
4	47	GOMIS, Jonatan	TST Racing	Honda	SPA	18	31:44,538	01:43,253	2	-1 Lap	00:52,691	136,27	Du	13	STK
5	66	LE GALLO, Philippe	Yamaha Laglisse	Yamaha	FRA	18	32:10,758	01:44,296	16	-1 Lap	00:26,220	134,42	Du	11	STK
6	33	STAFFORD, Bruce	VHC Racing	Kawasaki	USA	18	32:21,168	01:43,499	2	-1 Lap	00:10,410	133,69	Du	10	STK
DECLASIFICADOS NO BANDERA															
.	28	OLMOS, Jorge	SG Motoperformance	Yamaha	SPA	2	03:33,692	01:42,582	2	-17 Lap	-16 Lap	134,94	Du		STK

Best Lap: Rider 51 - GRANADO, Eric - Time: 01:35,981 at 150,22 Km/h
Pole position: 51 - GRANADO, Eric, time: 01:35,398

Circuit de la C.Valenciana

Final Official

Provisional Official

Length: 4005 Hour: 12:00:00

JURY:

Hour:

C.of the Course:

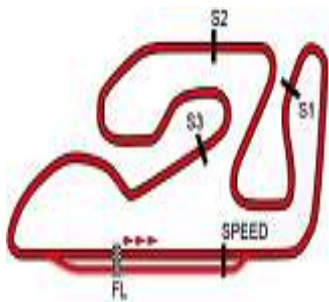
Hour:

C.Timekeeper:

Hour: 12:41:50



CRONOCIRCUIT: oscar.gutierrez@circuitvalencia.com



Circuit de la C.Valenciana

Race Moto2

LISTADO DEL PLANNING

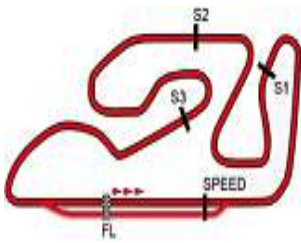
	V1	V2	V3	V4	V5	V6	V7	V8	V9	V10	V11	V12	V13	V14	V15	V16	V17	V18	V19	
- Categoría:	27	27	27	27	27	27	27	27	27	27	27	27	51	51	51	51	51	51	51	51
51 - GRANADO, Eric	44	44	44	44	44	44	44	44	44	44	44	44	51	51	27	27	27	27	27	44
44 - ODENDAAL, Steven	14	14	14	14	51	51	51	51	51	51	44	44	44	44	44	44	44	44	44	27
27 - ROBERTS, Joe	46	51	51	51	14	14	88	88	88	88	88	88	88	88	88	14	14	14	37	37
14 - GARZO, Héctor	51	46	46	88	88	88	88	14	14	14	14	14	14	47	14	46	46	46	8	14
22 - FULIGNI, Federico	96	88	88	46	46	46	46	46	46	46	46	46	14	46	96	96	96	14	8	
96 - SANCHIS, David	88	96	96	96	96	96	96	96	96	96	96	96	46	96	20	22	22	96	22	
20 - EKKY, Dimas	20	20	20	20	20	20	20	20	20	20	20	20	96	20	22	20	20	22	96	
36 - URIBE, Jayson	36	22	22	22	22	22	22	22	22	22	22	22	20	22	36	36	20	20	20	
98 - HANIKA, Karel	22	36	36	36	36	36	36	36	36	36	66	36	22	47	98	98	98	36	36	
76 - ONO, Hiroki	18	18	76	76	76	76	98	98	98	98	36	98	36	36	47	76	76	98	98	
71 - DUERLUND, Pontus	76	76	98	98	98	98	76	76	76	76	98	98	98	98	88P	47	26	76	76	
18 - CARDELUS, Xavier	98	98	71	71	71	71	71	26	26	26	76	66	76	76	76	26	47	26	26	
94 - BODIS, Richard	71	71	26	26	26	26	26	71	71	71	26	26	33	26	26	71	71	47	71	
23 - MRKYVKA, Jirka	23	10	10	48	48	48	48	48	48	48	71	71	26	71	71	66	18	71	47	
37 - ANIN, Oleksandr	10	23	94	94	94	94	94	94	94	94	48	48	66	66	66	18	66	18	18	
- Not Classified	94	26	48	10	23	23	23	23	23	23	94	94	71	33	33	33	94	94	94	
46 - BRENNER, Marcel	26	94	23	23	8	8	18	18	18	18	23	18	48	18	18	94	23	23	23	
88 - CARDUS, Ricky	48	48	8	8	37	37	37	37	37	37	18	23	18	94	94	23	48	48	48	
10 - LIPOVANOV, Mark	28	28	37	37	18	18	8	8	8	8	37	37	94	23	23	48	33	66	66	
9 - PEROLARI, Corentin	8	8	47	47	47	47	47	47	47	47	8	8	23	48	48	8		33	33	
3 - TULOVIC, Lukas	47	37	33	33	33	33	33	33	33	33	47		37	37	37	37				
- Categoría: STK	37	47	66	18	66	66	66	66	66		33		8	8	8					
26 - SAEZ, Daniel	33	33	18	66																
48 - DIAZ, Joan	66	66																		
8 - ZETTI, Alessandro	3																			
47 - GOMIS, Jonathan	9																			
66 - LE GALLO, Philippe																				
33 - STAFFORD, Bruce																				
- DESCLASIFICADOS NO BANDER																				
28 - OLMOS, Jorge																				

Presidente del Jurado

Director de Carrera

Cronometrador




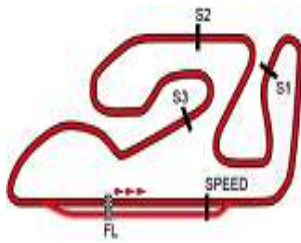


Circuit de la C.Valenciana
FIM CEV REPSOL. Circuit CV

VUELTA A VUELTA SECTORES Race Moto2

Table with columns: V. Tiempo, Sector 1-4, V.Max, Hora for various riders (3-TULOVIC, 8-ZETTI, 9-PEROLARI, 10-LIPOVANOV, 14-GARZO, 18-CARDELUS, 20-EKKY, 22-FULIGNI). Includes race times and sector data.





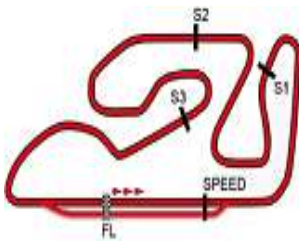
Circuit de la C.Valenciana

FIM CEV REPSOL. Circuit CV

VUELTA A VUELTA SECTORES Race Moto2

18	01:37,029	00:22,186	00:25,830	00:22,735	00:26,278	244,53	12:34:28	13	01:36,890	00:22,126	00:25,709	00:22,866	00:26,189	241,79	12:26:11
19	01:37,170	00:22,059	00:25,832	00:22,882	00:26,397	243,61	12:36:05	14	01:36,194	00:22,034	00:25,547	00:22,619	00:25,994	243,61	12:27:47
23 - MRKYVKA,Jirka P.Vmax: 19 T. Ideal: 01:39,819								28 - OLMOS,Jorge P.Vmax: 23 T. Ideal: 01:42,484							
V. Tiempo	Sector 1	Sector 2	Sector 3	Sector 4	V.Max	Hora		V. Tiempo	Sector 1	Sector 2	Sector 3	Sector 4	V.Max	Hora	
1	FIRST LAP	00:30,161	00:27,604	00:23,857	00:27,399	189,47	12:06:59	1	FIRST LAP	00:31,213	00:27,919	00:24,187	00:27,791	186,74	12:07:01
2	01:41,532	00:23,183	00:27,329	00:23,688	00:27,332	232,26	12:08:40	2	01:42,582	00:23,556	00:27,239	00:23,898	00:27,889	228,17	12:08:43
26 - SAEZ,Daniel P.Vmax: 15 T. Ideal: 01:38,191								33 - STAFFORD,Bruce P.Vmax: 20 T. Ideal: 01:43,109							
V. Tiempo	Sector 1	Sector 2	Sector 3	Sector 4	V.Max	Hora		V. Tiempo	Sector 1	Sector 2	Sector 3	Sector 4	V.Max	Hora	
1	FIRST LAP	00:30,491	00:27,835	00:24,270	00:27,074	191,15	12:06:59	1	FIRST LAP	00:31,859	00:28,135	00:25,081	00:27,780	190,59	12:07:03
2	01:40,938	00:22,891	00:27,065	00:23,797	00:27,185	238,24	12:08:40	2	01:43,499	00:24,036	00:27,416	00:24,200	00:27,847	233,94	12:08:46
27 - ROBERTS,Joe P.Vmax: 8 T. Ideal: 01:36,011								36 - URIBE,Jayson P.Vmax: 8 T. Ideal: 01:37,440							
V. Tiempo	Sector 1	Sector 2	Sector 3	Sector 4	V.Max	Hora		V. Tiempo	Sector 1	Sector 2	Sector 3	Sector 4	V.Max	Hora	
1	FIRST LAP	00:27,775	00:26,000	00:22,663	00:26,118	182,54	12:06:52	1	FIRST LAP	00:29,272	00:27,388	00:23,422	00:26,429	188,37	12:06:56
2	01:36,769	00:22,268	00:25,708	00:22,682	00:26,111	240,89	12:08:29	2	01:38,507	00:22,430	00:26,294	00:23,420	00:26,363	239,11	12:08:35
37 - ANIN,Oleksandr P.Vmax: 15 T. Ideal: 01:41,156								38 - STAFFORD,Bruce P.Vmax: 20 T. Ideal: 01:43,109							
V. Tiempo	Sector 1	Sector 2	Sector 3	Sector 4	V.Max	Hora		V. Tiempo	Sector 1	Sector 2	Sector 3	Sector 4	V.Max	Hora	
1	FIRST LAP	00:27,107	00:25,692	00:22,572	00:26,079	240,89	12:18:08	1	FIRST LAP	00:29,272	00:27,388	00:23,422	00:26,429	188,37	12:06:56
2	01:36,450	00:22,107	00:25,692	00:22,572	00:26,079	240,89	12:18:08	2	01:38,507	00:22,430	00:26,294	00:23,420	00:26,363	239,11	12:08:35
3	01:36,686	00:22,199	00:25,695	00:22,649	00:26,143	241,79	12:10:06	3	01:37,779	00:22,286	00:25,946	00:23,116	00:26,431	243,61	12:10:13
4	01:36,677	00:22,156	00:25,688	00:22,658	00:26,175	240,89	12:11:42	4	01:37,795	00:22,318	00:25,855	00:23,175	00:26,447	240,00	12:11:50
5	01:36,521	00:22,165	00:25,660	00:22,626	00:26,070	240,00	12:13:19	5	01:37,940	00:22,349	00:26,019	00:23,101	00:26,471	240,89	12:13:28
6	01:36,436	00:22,090	00:25,608	00:22,613	00:26,125	240,89	12:14:55	6	01:38,098	00:22,301	00:26,200	00:23,117	00:26,480	239,11	12:15:06
7	01:36,280	00:22,122	00:25,610	00:22,504	00:26,044	240,89	12:16:32	7	01:37,862	00:22,328	00:26,011	00:23,144	00:26,379	240,89	12:16:44
8	01:36,450	00:22,107	00:25,692	00:22,572	00:26,079	240,89	12:18:08	8	01:37,880	00:22,442	00:25,934	00:23,123	00:26,381	239,11	12:18:22
9	01:36,465	00:22,104	00:25,599	00:22,686	00:26,076	240,89	12:19:45	9	01:37,902	00:22,299	00:25,962	00:23,229	00:26,412	240,00	12:20:00
10	01:36,472	00:22,087	00:25,580	00:22,709	00:26,096	240,89	12:21:21	10	01:37,697	00:22,362	00:25,963	00:22,995	00:26,377	240,00	12:21:38
11	01:36,437	00:22,073	00:25,657	00:22,601	00:26,106	242,70	12:22:58	11	01:37,798	00:22,324	00:25,921	00:23,102	00:26,451	240,89	12:23:16
12	01:36,358	00:22,009	00:25,666	00:22,633	00:26,050	241,79	12:24:34	12	01:38,097	00:22,369	00:26,024	00:23,400	00:26,304	241,79	12:24:54





Circuit de la C.Valenciana

FIM CEV REPSOL. Circuit CV

VUELTA A VUELTA SECTORES Race Moto2

Table with 12 columns showing race results for riders 4-18, including lap times and sector times.

44 - ODENDAAL, Steven P.Vmax: 2 T. Ideal: 01:36,018

Table with 7 columns (V. Tiempo, Sector 1-4, V.Max, Hora) for rider 44, showing lap times from 1 to 19.

46 - BRENNER, Marcel P.Vmax: 14 T. Ideal: 01:36,734

Table with 7 columns for rider 46, showing lap times from 1 to 17.

47 - GOMIS, Jonatan P.Vmax: 25 T. Ideal: 01:43,036

Table with 7 columns for rider 47, showing lap times from 1 to 17.

Table with 12 columns showing race results for riders 2-18, including lap times and sector times.

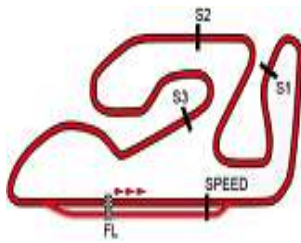
48 - DIAZ, Joan P.Vmax: 17 T. Ideal: 01:39,549

Table with 7 columns for rider 48, showing lap times from 1 to 19.

51 - GRANADO, Eric P.Vmax: 10 T. Ideal: 01:35,889

Table with 7 columns for rider 51, showing lap times from 1 to 18.






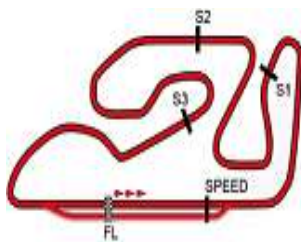
Circuit de la C.Valenciana

FIM CEV REPSOL. Circuit CV

VUELTA A VUELTA SECTORES Race Moto2

Table with 14 columns: Rider Name, P.Vmax, T. Ideal, V. Tiempo, Sector 1-4, V.Max, Hora. Rows include riders like LE GALLO, Philippe; CARDUS, Ricky; DUERLUND, Pontus; ONO, Hiroki; and SANCHIS, David.





Moto3

Moto2

Talentus

Circuit Ricardo Tormo / 18-19 November 2017

Circuit de la C.Valenciana

17 - 19 November 2017

Circuit de la C.Valenciana

FIM CEV REPSOL. Circuit CV

VUELTA A VUELTA SECTORES Race Moto2

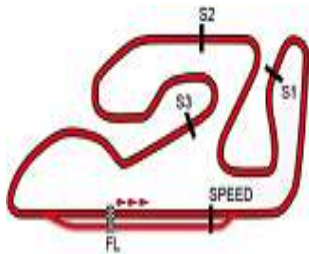
14	01:37,177	00:22,391	00:25,755	00:22,737	00:26,294	239,11	12:27:59
15	01:37,470	00:22,249	00:25,751	00:22,986	00:26,484	239,11	12:29:36
16	01:37,109	00:22,269	00:25,805	00:22,732	00:26,303	239,11	12:31:14
17	01:37,132	00:22,294	00:25,798	00:22,864	00:26,176	240,89	12:32:51
18	01:37,055	00:22,281	00:25,873	00:22,597	00:26,304	242,70	12:34:28
19	01:37,693	00:22,204	00:26,156	00:22,914	00:26,419	237,36	12:36:05

98 - HANIKA,Karel P.Vmax: 10 T. Ideal: 01:37,467

V.	Tiempo	Sector 1	Sector 2	Sector 3	Sector 4	V.Max	Hora
1	FIRST LAP	00:29,380	00:27,785	00:23,562	00:26,667	187,28	12:06:57
2	01:38,766	00:22,603	00:26,486	00:23,167	00:26,510	242,70	12:08:36
3	01:38,261	00:22,625	00:26,172	00:22,977	00:26,487	238,24	12:10:14
4	01:37,988	00:22,542	00:26,152	00:22,842	00:26,452	238,24	12:11:52
5	01:37,761	00:22,490	00:25,991	00:22,841	00:26,439	238,24	12:13:30
6	01:38,024	00:22,382	00:26,083	00:22,937	00:26,622	240,00	12:15:08
7	01:37,865	00:22,443	00:26,272	00:22,786	00:26,364	240,89	12:16:46
8	01:37,828	00:22,466	00:26,130	00:22,790	00:26,442	237,36	12:18:24
9	01:37,592	00:22,394	00:26,033	00:22,730	00:26,435	236,50	12:20:01
10	01:37,982	00:22,503	00:26,083	00:22,908	00:26,488	237,36	12:21:39
11	01:37,854	00:22,528	00:26,135	00:22,749	00:26,442	238,24	12:23:17
12	01:37,908	00:22,496	00:26,073	00:22,867	00:26,472	237,36	12:24:55
13	01:37,895	00:22,401	00:26,173	00:22,910	00:26,411	238,24	12:26:33
14	01:37,869	00:22,533	00:25,994	00:22,874	00:26,468	238,24	12:28:11
15	01:38,539	00:22,527	00:26,252	00:23,025	00:26,735	238,24	12:29:49
16	01:38,490	00:22,628	00:26,203	00:23,008	00:26,651	236,50	12:31:28
17	01:38,421	00:22,597	00:26,262	00:22,920	00:26,642	238,24	12:33:06
18	01:38,794	00:22,821	00:26,319	00:23,065	00:26,589	238,24	12:34:45
19	01:38,824	00:22,791	00:26,301	00:23,114	00:26,618	238,24	12:36:24



CRONOCIRCUIT: oscar.gutierrez@circuitvalencia.com

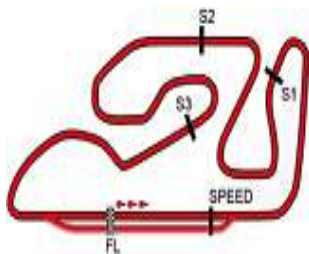


Circuit de la C.Valenciana
FIM CEV REPSOL. Circuit CV

Análisis por vuelta Race Moto2

Lap: 1											
Num	Tiempo	GAP									
27	FIRST LAP		27	01:36,686		96	01:37,151	4,771	48	01:40,675	31,231
44	FIRST LAP	0,495	44	01:36,655	0,192	20	01:37,056	5,631	94	01:40,558	34,124
14	FIRST LAP	0,586	14	01:36,543	0,324	22	01:37,209	6,998	23	01:40,406	34,414
46	FIRST LAP	1,874	51	01:36,159	1,153	36	01:37,940	9,323	18	01:38,502	42,451
51	FIRST LAP	2,133	46	01:36,842	2,246	76	01:38,074	10,611	37	01:42,103	43,588
96	FIRST LAP	2,803	88	01:36,339	2,331	98	01:37,761	10,961	8	01:42,867	44,095
88	FIRST LAP	3,114	96	01:36,972	3,777	71	01:39,234	15,876	47	01:44,015	53,476
20	FIRST LAP	3,264	20	01:37,401	4,476	26	01:38,520	17,321	33	01:45,310	56,070
36	FIRST LAP	3,955	22	01:37,113	5,690	48	01:39,971	23,091	66	01:46,546	01:10,7
22	FIRST LAP	4,092	36	01:37,779	6,786	94	01:41,691	25,163			
18	FIRST LAP	4,326	76	01:37,933	7,311	23	01:41,135	25,367	Lap: 8		
76	FIRST LAP	4,513	98	01:38,261	8,410	8	01:42,472	31,437	Num	Tiempo	GAP
98	FIRST LAP	4,838	71	01:39,237	10,263	37	01:41,561	32,026	27	01:36,450	
71	FIRST LAP	5,357	26	01:38,767	13,364	18	01:38,986	38,029	44	01:36,307	0,170
23	FIRST LAP	6,465	10	01:40,907	14,995	47	01:44,100	38,224	51	01:36,178	0,380
10	FIRST LAP	6,699	94	01:40,743	15,646	33	01:44,418	39,277	88	01:36,328	1,344
94	FIRST LAP	7,018	48	01:40,646	15,794	66	01:46,054	50,092	14	01:36,483	1,791
26	FIRST LAP	7,114	23	01:41,980	16,522	Lap: 6			46	01:37,307	7,282
48	FIRST LAP	7,535	8	01:41,917	19,784	Num	Tiempo	GAP	96	01:37,428	7,619
28	FIRST LAP	8,554	37	01:42,207	21,746	27	01:36,436		20	01:37,285	8,137
8	FIRST LAP	8,733	47	01:43,948	23,604	44	01:36,473	0,291	22	01:37,109	9,216
47	FIRST LAP	9,858	33	01:43,689	24,032	51	01:36,285	0,499	36	01:37,880	13,997
37	FIRST LAP	9,920	66	01:45,688	31,264	14	01:36,713	1,165	98	01:37,828	15,512
33	FIRST LAP	10,299	18	02:04,833	34,056	88	01:36,378	1,463	76	01:38,124	16,232
66	FIRST LAP	13,447	Lap: 4			46	01:37,428	5,289	26	01:38,930	25,190
3	FIRST LAP	19,380	Num	Tiempo	GAP	96	01:37,177	5,512	71	01:39,437	25,443
9	FIRST LAP	19,977	27	01:36,677		20	01:37,205	6,400	48	01:40,565	35,346
Lap: 2			44	01:36,674	0,189	22	01:37,197	7,759	94	01:40,730	38,404
Num	Tiempo	GAP	14	01:36,854	0,501	36	01:38,098	10,985	23	01:40,582	38,546
27	01:36,769		51	01:36,221	0,697	76	01:38,308	12,483	18	01:38,385	44,386
44	01:36,497	0,223	88	01:36,081	1,735	98	01:38,024	12,549	37	01:41,597	48,735
14	01:36,650	0,467	46	01:37,354	2,923	71	01:39,810	19,250	8	01:41,615	49,260
51	01:36,316	1,680	96	01:37,041	4,141	48	01:38,598	19,483	47	01:44,381	01:01,4
46	01:36,985	2,090	20	01:37,297	5,096	26	01:38,598	19,483	33	01:46,414	01:06,0
88	01:36,333	2,678	22	01:37,297	6,310	94	01:41,119	29,846	66	01:46,577	01:20,8
96	01:37,457	3,491	36	01:37,795	7,904	23	01:41,357	30,288	Lap: 9		
20	01:37,266	3,761	76	01:38,424	9,058	8	01:42,507	37,508	Num	Tiempo	GAP
22	01:37,940	5,263	98	01:37,988	9,721	37	01:42,175	37,765	27	01:36,465	
36	01:38,507	5,693	71	01:39,577	13,163	18	01:38,636	40,229	44	01:36,502	0,207
18	01:38,352	5,909	26	01:38,635	15,322	47	01:43,953	45,741	51	01:36,457	0,372
76	01:38,320	6,064	48	01:40,524	19,641	33	01:44,199	47,040	88	01:36,212	1,091
98	01:38,766	6,835	94	01:41,024	19,993	66	01:46,823	01:00,4	14	01:36,825	2,151
71	01:39,124	7,712	10	01:41,795	20,113	Lap: 7			46	01:36,947	7,764
10	01:40,844	10,774	23	01:40,908	20,753	Num	Tiempo	GAP	96	01:36,956	8,110
23	01:41,532	11,228	8	01:42,379	25,486	27	01:36,280		20	01:37,100	8,772
26	01:40,938	11,283	37	01:41,917	26,986	44	01:36,302	0,313	22	01:36,984	9,735
94	01:41,340	11,589	47	01:43,718	30,645	51	01:36,433	0,652	36	01:37,902	15,434
48	01:41,068	11,834	33	01:44,025	31,380	88	01:36,283	1,466	98	01:37,592	16,639
28	01:42,582	14,367	18	01:38,185	35,564	14	01:36,873	1,758	76	01:38,120	17,887
8	01:42,589	14,553	66	01:45,972	40,559	46	01:37,416	6,425	26	01:38,386	27,111
37	01:43,074	16,225	Lap: 5			96	01:37,409	6,641	71	01:39,022	28,000
47	01:43,253	16,342	Num	Tiempo	GAP	20	01:37,182	7,302	48	01:40,356	39,237
33	01:43,499	17,029	27	01:36,521		22	01:37,078	8,557	94	01:40,713	42,652
66	01:45,584	22,262	44	01:36,586	0,254	36	01:37,862	12,567	23	01:40,720	42,801
Lap: 3			51	01:36,474	0,650	98	01:37,865	14,134	18	01:38,620	46,541
Num	Tiempo	GAP	14	01:36,908	0,888	76	01:38,355	14,558	37	01:41,838	54,108
27			88	01:36,307	1,521	71	01:39,486	22,456	8	01:41,981	54,776
44			46	01:37,895	4,297	26	01:39,507	22,710	47	01:44,941	01:09,8
96									33	01:45,249	01:14,8



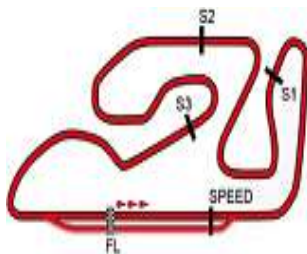


Circuit de la C.Valenciana
FIM CEV REPSOL. Circuit CV

Análisis por vuelta Race Moto2

Num	Tiempo	GAP	Num	Tiempo	GAP	Num	Tiempo	GAP	Num	Tiempo	GAP
66	01:46,310	01:30,7	96	01:37,127	10,611	33	01:51,210	48,094	51	01:36,163	
Lap: 10			20	01:37,277	11,034	18	01:38,888	59,801	27	01:36,329	1,252
27	01:36,472		22	01:36,965	11,463	94	01:40,561	01:02,9	44	01:36,197	1,381
44	01:36,359	0,094	36	01:38,097	19,759	23	01:40,591	01:03,4	14	01:37,116	9,167
51	01:36,464	0,364	98	01:37,908	21,116	48	01:43,734	01:03,6	46	01:37,222	15,668
88	01:36,180	0,799	76	01:39,214	25,211	37	01:42,588	01:22,2	96	01:37,132	15,877
14	01:37,118	2,797	66	01:50,353	27,010	8	01:42,177	01:22,9	22	01:36,905	16,225
46	01:37,197	8,489	26	01:38,797	33,462	Lap: 15			20	01:36,846	16,471
96	01:37,175	8,813	71	01:39,444	36,715	51	01:36,071		36	01:38,216	29,281
20	01:37,175	9,475	48	01:40,905	51,978	27	01:36,235	0,579	98	01:38,421	31,446
22	01:37,250	10,513	94	01:40,383	54,792	44	01:36,303	0,878	76	01:38,854	39,827
36	01:37,697	16,659	18	01:38,828	55,090	14	01:37,720	7,256	26	01:39,430	47,655
98	01:37,982	18,149	23	01:40,511	55,454	46	01:37,693	13,436	47	01:45,303	48,070
76	01:38,672	20,087	37	01:41,933	01:10,7	96	01:37,470	13,780	71	01:39,805	56,236
26	01:38,457	29,096	8	01:42,078	01:11,3	20	01:37,346	13,974	18	01:39,327	01:08,7
71	01:39,083	30,611	Lap: 13			22	01:37,316	14,252	66	01:44,296	01:13,3
48	01:40,551	43,316	Num	Tiempo	GAP	36	01:38,056	24,674	94	01:40,357	01:16,2
94	01:40,658	46,838	51	01:36,389		98	01:38,539	26,679	23	01:40,393	01:16,7
23	01:40,831	47,160	27	01:36,890	0,352	47	01:47,531	27,406	48	01:40,437	01:16,9
18	01:38,951	49,020	44	01:36,678	0,459	88	PIT	27,521	33	01:51,615	01:21,0
37	01:41,905	59,541	88	01:36,626	0,960	76	01:39,328	33,917	Lap: 18		
8	01:41,863	01:00,1	47	01:47,078	1,803	26	01:39,142	41,522	Num	Tiempo	GAP
47	01:45,196	01:18,6	14	01:37,198	4,400	71	01:40,330	48,304	51	01:36,565	
33	01:45,994	01:24,3	46	01:37,050	10,626	66	01:45,247	56,694	27	01:36,762	1,449
Lap: 11			96	01:37,262	11,335	33	01:44,925	56,948	44	01:36,722	1,538
Num	Tiempo	GAP	20	01:37,357	11,853	18	01:38,865	01:02,5	37	01:43,300	5,961
27	01:36,437		22	01:37,202	12,127	18	01:38,865	01:02,5	8	01:44,556	6,905
51	01:36,280	0,207	36	01:37,884	21,105	94	01:40,422	01:07,2	14	01:37,336	9,938
44	01:36,643	0,300	98	01:37,895	22,473	23	01:40,457	01:07,8	96	01:37,055	16,367
88	01:36,299	0,661	76	01:38,979	27,652	48	01:40,471	01:08,0	22	01:37,029	16,689
14	01:36,726	3,086	33	02:12,646	33,015	37	01:42,087	01:28,2	20	01:37,593	17,499
46	01:37,256	9,308	26	01:38,625	35,549	8	01:41,899	01:28,7	36	01:38,242	30,958
96	01:37,466	9,842	66	01:47,343	37,815	Lap: 16			98	01:38,794	33,675
20	01:37,077	10,115	71	01:40,027	40,204	Num	Tiempo	GAP	76	01:39,117	42,379
22	01:36,780	10,856	48	01:40,595	56,035	51	01:35,981		26	01:38,902	49,992
66	01:55,207	13,015	18	01:38,492	57,044	27	01:36,488	1,086	47	01:46,118	57,623
36	01:37,798	18,020	94	01:40,263	58,517	44	01:36,450	1,347	71	01:40,518	01:00,1
98	01:37,854	19,566	23	01:40,050	58,966	14	01:36,939	8,214	18	01:39,680	01:11,8
76	01:38,705	22,355	37	01:41,591	01:15,8	46	01:37,154	14,609	94	01:40,708	01:20,4
26	01:38,364	31,023	8	01:42,041	01:16,8	96	01:37,109	14,908	23	01:40,427	01:20,6
71	01:39,455	33,629	Lap: 14			22	01:37,212	15,483	48	01:40,493	01:20,9
48	01:40,552	47,431	Num	Tiempo	GAP	20	01:37,795	15,788	66	01:47,438	01:24,2
94	01:40,366	50,767	51	01:36,131		36	01:38,535	27,228	33	01:46,572	01:31,0
23	01:40,578	51,301	27	01:36,194	0,415	98	01:38,490	29,188	Lap: 19		
18	01:40,037	52,620	44	01:36,318	0,646	76	01:39,200	37,136	Num	Tiempo	GAP
37	01:42,069	01:05,1	88	01:36,579	1,408	47	01:47,505	38,930	51	01:36,268	
8	01:41,938	01:05,6	14	01:37,338	5,607	26	01:38,847	44,388	44	01:36,150	1,420
47	01:45,451	01:27,6	46	01:37,319	11,814	71	01:40,271	52,594	27	01:36,561	1,742
33	01:45,362	01:33,2	96	01:37,177	12,381	66	01:44,523	01:05,2	37	01:42,256	11,949
Lap: 12			20	01:36,977	12,699	18	01:38,967	01:05,5	14	01:38,579	12,249
Num	Tiempo	GAP	22	01:37,011	13,007	33	01:44,624	01:05,5	8	01:43,386	14,023
27	01:36,358		47	01:50,274	15,946	94	01:40,758	01:12,0	22	01:37,170	17,591
51	01:36,300	0,149	36	01:37,715	22,689	23	01:40,700	01:12,5	96	01:37,693	17,792
44	01:36,377	0,319	98	01:37,869	24,211	48	01:40,665	01:12,7	20	01:37,072	18,303
88	01:36,569	0,872	76	01:39,139	30,660	8	01:42,293	01:35,0	36	01:38,662	33,352
14	01:37,012	3,740	26	01:39,033	38,451	37	01:43,096	01:35,3	98	01:38,824	36,231
46	01:37,164	10,114	71	01:39,972	44,045	Lap: 17			76	01:39,779	45,890
			66	01:45,834	47,518	Num	Tiempo	GAP	26	01:39,070	52,794





Moto3

Moto2

EUROPEAN TALENT CUP



Circuit Ricardo Tormo / 18-19 November 2017

Circuit de la C.Valenciana

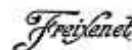

17 - 19 November 2017

Circuit de la C.Valenciana

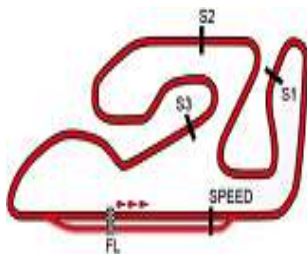
FIM CEV REPSOL. Circuit CV

Análisis por vuelta Race Moto2

71	01:41,743	01:05,6
47	01:45,359	01:06,7
18	01:39,149	01:14,7
94	01:40,980	01:25,1
23	01:40,822	01:25,1
48	01:40,802	01:25,4
66	01:44,960	01:32,9
33	01:48,562	01:43,3



CRONOCIRCUIT: oscar.gutierrez@circuitvalencia.com

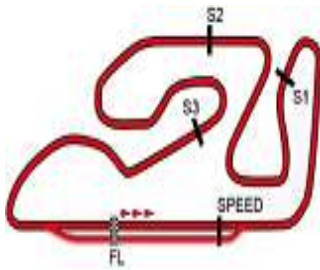


Circuit de la C.Valenciana
FIM CEV REPSOL. Circuit CV

Velocidades máximas Race Moto2

Piloto	Nacionalidad/Res.	Marca	Mejores 5 velocidades máx.					Media	Máx.	
76	ONO,Hiroki	JPN	NTS	250,2	249,2	246,4	245,5	245,5	247,3	250,2
88	CARDUS,Ricky	SPA	Kalex	246,4	246,4	245,5	244,5	244,5	245,5	246,4
44	ODENDAAL,Steven	RSA	NTS	246,4	246,4	246,4	244,5	244,5	245,6	246,4
10	LIPOVANO,Mark	AUS	Kalex	244,5	240,0	239,1	192,9		229,1	244,5
14	GARZO,Héctor	SPA	Tech3	244,5	243,6	242,7	242,7	242,7	243,2	244,5
18	CARDELUS,Xavier	AND	Kalex	244,5	243,6	241,8	241,8	240,9	242,5	244,5
22	FULIGNI,Federico	ITA	Kalex	244,5	243,6	243,6	243,6	243,6	243,8	244,5
36	URIBE,Jayson	USA	Kalex	243,6	241,8	240,9	240,9	240,9	241,6	243,6
27	ROBERTS,Joe	USA	Kalex	243,6	243,6	243,6	242,7	242,7	243,2	243,6
96	SANCHIS,David	SPA	Suter	242,7	240,9	240,0	240,0	240,0	240,7	242,7
51	GRANADO,Eric	BRA	Kalex	242,7	242,7	242,7	241,8	241,8	242,3	242,7
98	HANIKA,Karel	CZE	Kalex	242,7	240,9	240,0	238,2	238,2	240,0	242,7
20	EKKY,Dimas	INA	Kalex	241,8	241,8	240,9	240,0	240,0	240,9	241,8
46	BRENNER,Marcel	SWI	Kalex	240,9	240,9	240,0	240,0	240,0	240,4	240,9
26	SAEZ,Daniel	SPA	Yamaha	238,2	236,5	236,5	235,6	233,9	236,2	238,2
37	ANIN,Oleksandr	UKR	Kalex	238,2	238,2	237,4	237,4	236,5	237,5	238,2
48	DIAZ,Joan	SPA	Yamaha	237,4	236,5	236,5	235,6	234,8	236,2	237,4
71	DUERLUND,Pontus	SWE	Kalex	237,4	235,6	235,6	235,6	235,6	236,0	237,4
23	MRKYVKA,Jirka	CZE	Ariane	236,5	235,6	234,8	233,9	233,9	235,0	236,5
33	STAFFORD,Bruce	USA	Kawasaki	233,9	230,6	229,8	229,8	229,0	230,6	233,9
8	ZETTI,Alessandro	ITA	Yamaha	230,6	228,2	225,0	225,0	225,0	226,8	230,6
94	BODIS,Richard	HUN	Mir Racing	229,0	227,4	224,2	222,7	222,7	225,2	229,0
28	OLMOS,Jorge	SPA	Yamaha	228,2	186,7				207,5	228,2
66	LE GALLO,Philippe	FRA	Yamaha	228,2	228,2	227,4	227,4	227,4	227,7	228,2
47	GOMIS,Jonatan	SPA	Honda	226,6	226,6	225,8	224,2	223,4	225,3	226,6
3	TULOVIC,Lukas	GER	Kalex	181,5					181,5	181,5
9	PEROLARI,Corentin	FRA	Transformers							





Moto3

Moto2

Talent

Circuit Ricardo Tormo / 18-19 November 2017

Circuit de la C.Valenciana


17 - 19 November 2017

Circuit de la C.Valenciana

FIM CEV REPSOL. Circuit CV

ANALISIS PIT Race Moto2

88 CARDUS,Ricky			
Team Team Stylobike			
Time IN	Time OUT	GAP	Lap
12:29:50,652	...		15
Num. P. 1		Total in PIT:	



CRONOCIRCUIT: oscar.guierrez@circuitvalencia.com