

Moto3  
WORLD CHAMPIONSHIP

Moto2  
EUROPEAN CHAMPIONSHIP

EUROPEAN  
Talent Cup



CIRCUIT RICARDO TORMO I - 2018

DORCA

## FIM CEV REPSOL

27 - 29 April 2018

Circuit de la C. Valenciana

Length: 4005 metros

### Results Qualifying Practice 1 GA ETC

Pos.	N.	Rider	Team	Motorcycle	Nat.	Best Lap	iL	Laps	Gap	Interval	Speed	Tyr.	Cat.
1	43	ARTIGAS,Xavier	Honda Impala	Honda	SPA	<b>01:44,033</b>	13	20			138,59	Du	
2	31	FERNANDEZ,Adrián	Ajo Motorsport	Honda	SPA	01:44,182	6	10	00:00,149	00:00,149	138,39	Du	
3	91	RODRIGUEZ, Víctor	Laglisse Academy	Honda	SPA	01:44,448	4	17	00:00,415	00:00,266	138,04	Du	
4	76	GIRAL,Julián	T.T.Estrella Galicia	Honda	SPA	01:44,525	19	19	00:00,492	00:00,077	137,94	Du	
5	9	GOMEZ,Francisco	Larresport Bradol	Honda	SPA	01:44,669	18	18	00:00,636	00:00,144	137,75	Du	
6	25	VERDUGO,Luis M.	D.Rivas Talent T.	Honda	SPA	01:44,763	19	19	00:00,730	00:00,094	137,62	Du	
7	96	HOLGADO,Daniel	T.T.Estrella Galicia	Honda	SPA	01:44,958	17	18	00:00,925	00:00,195	137,37	Du	
8	66	HUERTAS,Adrián	Reale Avintia Blumaq	Honda	SPA	01:45,066	19	20	00:01,033	00:00,108	137,23	Du	
9	95	RUEDA, José A.	T.T.Estrella Galicia	Honda	SPA	01:45,139	17	17	00:01,106	00:00,073	137,13	Du	
10	70	WHATLEY,Joshua	FAU 55 Racing	Honda	GBR	01:45,225	20	20	00:01,192	00:00,086	137,02	Du	
11	50	VOSTATEK,Ondrej	Igax Team	Honda	CZE	01:45,438	8	19	00:01,405	00:00,213	136,74	Du	
12	22	ROUGE,Clément	CIP Junior T.	Honda	FRA	01:45,643	17	20	00:01,610	00:00,205	136,48	Du	
13	61	GARCIA,Iker	Reale Avintia Blumaq	Honda	SPA	01:45,950	11	20	00:01,917	00:00,307	136,08	Du	
14	23	MILLAN,Alex	Aro Racing	Honda	SPA	01:46,089	13	13	00:02,056	00:00,139	135,9	Du	
15	28	BERTELLE,Matteo	SIC58 Squadra Corse	Honda	ITA	01:46,333	18	18	00:02,300	00:00,244	135,59	Du	
16	17	BIJMAN,Ruben	E.Dubbink Eveno	Honda	NED	01:46,778	14	20	00:02,745	00:00,445	135,03	Du	
17	18	HEREDIA,Angel	CIP Junior T.	Honda	SPA	01:46,969	18	20	00:02,936	00:00,191	134,79	Du	
18	42	GÖRBE,Soma	Sport&Amp-Events M.A	Honda	HUN	01:46,982	5	19	00:02,949	00:00,013	134,77	Du	
19	57	KOSKINEN,Kenny	H43 T.Nobby-Blumaq	Honda	FIN	01:46,990	10	20	00:02,957	00:00,008	134,76	Du	
20	45	DE VLEESCHAUWER,L.	West Racing	Honda	BEL	01:47,161	11	15	00:03,128	00:00,171	134,55	Du	
21	16	DAVIS,Jamie W.	KRP	Honda	GBR	01:47,221	17	17	00:03,188	00:00,060	134,47	Du	
22	13	CZYBA,Nicolas	Reale Avintia Blumaq	Honda	GER	01:47,511	5	12	00:03,478	00:00,290	134,11	Du	
23	35	BAUER,Joshua	Dynavolt Intact JT	Honda	GER	01:47,617	18	18	00:03,584	00:00,106	133,98	Du	
24	11	MOLINO,Matia	Marinelli Sniper	Honda	ITA	01:51,111	7	14	00:07,078	00:03,494	129,76	Du	

Circuit de la C. Valenciana

Final Official

Provisional Official

Length: 4005 m. Hour: 09:34

JURY:


Hour:

C.of the Course:

Hour:

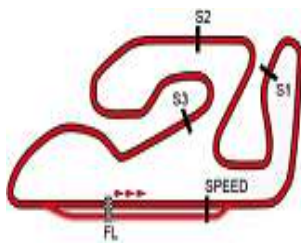
C.Timekeeper:

Hour: 10:17:23



CRONOCIRCUIT: oscar.gutierrez@circuitvalencia.com





CIRCUIT RICARDO TORMO 1 - 2013

Circuit de la C.Valenciana

27 - 29 April 2018

Circuit de la C.Valenciana

FIM CEV REPSOL

VUELTA A VUELTA SECTORES Qualifying Practice 1 GA ETC

Table with 2 columns of race data. Each column lists rider numbers (1-20) and their times across sectors S1-S4, V.Max, and Hora. Includes summary boxes for riders 23 (MILLAN,Alex) and 31 (FERNANDEZ,Adrián).

Table for rider 23 - MILLAN,Alex. Includes V. Tiempo, Sector 1-4, V.Max, and Hora columns. Summary box: P.Vmax: 13 T. Ideal: 01:45,669.

Table for rider 31 - FERNANDEZ,Adrián. Includes V. Tiempo, Sector 1-4, V.Max, and Hora columns. Summary box: P.Vmax: 16 T. Ideal: 01:44,103.

Table for rider 25 - VERDUGO,Luis M. Includes V. Tiempo, Sector 1-4, V.Max, and Hora columns. Summary box: P.Vmax: 3 T. Ideal: 01:44,605.

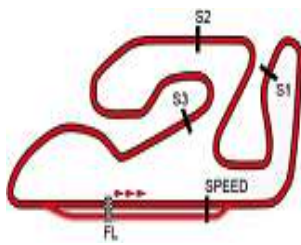
Table for rider 35 - BAUER,Joshua. Includes V. Tiempo, Sector 1-4, V.Max, and Hora columns. Summary box: P.Vmax: 24 T. Ideal: 01:47,551.

Table for rider 28 - BERTELLE,Matteo. Includes V. Tiempo, Sector 1-4, V.Max, and Hora columns. Summary box: P.Vmax: 8 T. Ideal: 01:46,109.

Table for rider 42 - GÖRBE,Soma. Includes V. Tiempo, Sector 1-4, V.Max, and Hora columns. Summary box: P.Vmax: 3 T. Ideal: 01:46,357.



CRONOCIRCUIT: oscar.gutierrez@circuitvalencia.com



Circuit de la C.Valenciana

FIM CEV REPSOL

VUELTA A VUELTA SECTORES Qualifying Practice 1 GA ETC

Table with 12 columns (Lap, Time, Sector 1, Sector 2, Sector 3, Sector 4, V.Max, Hora) for rider 43 - ARTIGAS, Xavier. Includes P.Vmax: 6 and T. Ideal: 01:44,005.

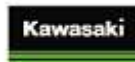
Table with 12 columns (Lap, Time, Sector 1, Sector 2, Sector 3, Sector 4, V.Max, Hora) for rider 45 - DE VLEESCHAUWER, L. Includes P.Vmax: 12 and T. Ideal: 01:47,044.

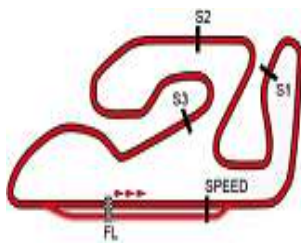
Table with 12 columns (Lap, Time, Sector 1, Sector 2, Sector 3, Sector 4, V.Max, Hora) for rider 50 - VOSTATEK, Ondrej. Includes P.Vmax: 1 and T. Ideal: 01:45,134.

Table with 12 columns (Lap, Time, Sector 1, Sector 2, Sector 3, Sector 4, V.Max, Hora) for rider 57 - KOSKINEN, Kenny. Includes P.Vmax: 23 and T. Ideal: 01:46,599.

Table with 12 columns (Lap, Time, Sector 1, Sector 2, Sector 3, Sector 4, V.Max, Hora) for rider 61 - GARCIA, Iker. Includes P.Vmax: 8 and T. Ideal: 01:45,524.

Table with 12 columns (Lap, Time, Sector 1, Sector 2, Sector 3, Sector 4, V.Max, Hora) for rider 43 - ARTIGAS, Xavier. Includes P.Vmax: 6 and T. Ideal: 01:44,005.



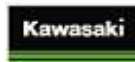


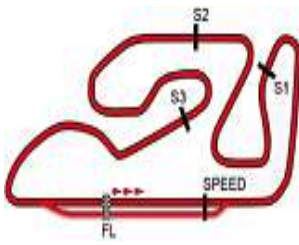
Circuit de la C.Valenciana

FIM CEV REPSOL

VUELTA A VUELTA SECTORES Qualifying Practice 1 GA ETC

Table with columns: V. Tiempo, Sector 1, Sector 2, Sector 3, Sector 4, V.Max, Hora. Rows include driver names (e.g., HUERTAS, Adrián; WHATLEY, Joshua; GIRAL, Julián; RODRIGUEZ, Victor; RUEDA, José A.; HOLGADO, Daniel) and their respective lap times across four sectors and overall time.





CIRCUIT RICARDO TORMO I - 2013

Circuit de la C.Valenciana

27 - 29 April 2018

Circuit de la C.Valenciana

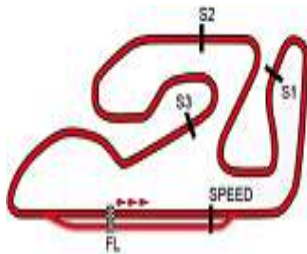
FIM CEV REPSOL

VUELTA A VUELTA SECTORES Qualifying Practice 1 GA ETC

11	01:45,663	00:24,763	00:27,608	00:24,330	00:28,962	186,21	09:58:15
12	PIT	00:24,917	00:28,163	00:24,183	00:35,022	185,67	10:00:07
13	NULL	06:28,379	00:27,886	00:25,469	00:29,495		10:07:59
14	01:45,616	00:24,798	00:27,595	00:24,302	00:28,921	191,15	10:09:44
15	01:47,337	00:25,862	00:28,097	00:24,337	00:29,041	185,67	10:11:32
16	01:45,605	00:24,672	00:27,364	00:24,611	00:28,958	186,74	10:13:17
17	<b>01:44,958</b>	00:24,729	<b>00:27,360</b>	<b>00:24,152</b>	<b>00:28,717</b>	186,21	10:15:02
18	01:45,167	00:24,548	00:27,468	00:24,394	00:28,757	187,83	10:16:47



CRONOCIRCUIT: oscar.gutierrez@circuitvalencia.com



CIRCUIT RICARDO TORMO I - 2018

Circuit de la C.Valenciana


27 - 29 April 2018

Circuit de la C.Valenciana


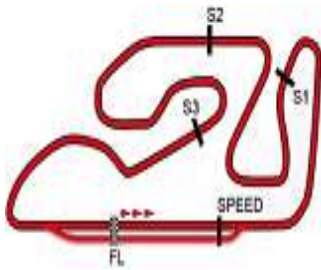
FIM CEV REPSOL

Velocidades máximas Qualifying Practice 1 GA ETC

Name	Country/Res	Brand	Best 5 max. speed					Media	Max.
50 VOSTATEK,Ondrej	CZE	Honda	197,6	196,4	195,8	195,2	195,2	196,0	197,6
95 RUEDA,José A.	SPA	Honda	196,4	195,8	195,8	195,2	193,4	195,3	196,4
76 GIRAL,Julián	SPA	Honda	195,2	194,6	190,6	190,6	189,5	192,1	195,2
42 GÓRBE,Soma	HUN	Honda	195,2	193,4	191,7	191,2	190,0	192,3	195,2
25 VERDUGO,Luis M.	SPA	Honda	195,2	194,0	193,4	192,3	190,6	193,1	195,2
66 HUERTAS,Adrián	SPA	Honda	194,6	192,9	191,2	190,6	188,9	191,6	194,6
43 ARTIGAS,Xavier	SPA	Honda	194,6	191,7	191,7	191,2	191,2	192,1	194,6
28 BERTELLE,Matteo	ITA	Honda	194,0	193,4	192,3	191,2	191,2	192,4	194,0
9 GOMEZ,Francisco	SPA	Honda	194,0	192,9	192,9	190,6	190,6	192,2	194,0
61 GARCIA,Iker	SPA	Honda	194,0	193,4	191,7	191,2	191,2	192,3	194,0
96 HOLGADO,Daniel	SPA	Honda	194,0	191,2	187,8	187,3	186,7	189,4	194,0
45 DE VLEESCHAUWER,L.	BEL	Honda	193,4	192,3	191,2	188,9	188,4	190,8	193,4
23 MILLAN,Alex	SPA	Honda	192,9	192,3	192,3	191,7	191,7	192,2	192,9
70 WHATLEY,Joshua	GBR	Honda	192,9	191,7	191,2	191,2	191,2	191,6	192,9
91 RODRIGUEZ,Victor	SPA	Honda	192,3	191,2	191,2	190,6	190,6	191,2	192,3
18 HEREDIA,Angel	SPA	Honda	191,7	190,0	188,9	188,4	187,8	189,4	191,7
31 FERNANDEZ,Adrián	SPA	Honda	191,7	190,0	189,5	188,9	188,9	189,8	191,7
22 ROUGE,Clément	FRA	Honda	190,6	190,6	190,0	190,0	188,9	190,0	190,6
17 BIJMAN,Ruben	NED	Honda	190,0	188,4	188,4	187,8	187,8	188,5	190,0
16 DAVIS,Jamie W.	GBR	Honda	190,0	188,4	187,8	185,7	185,7	187,5	190,0
13 CZYBA,Nicolas	GER	Honda	190,0	189,5	188,9	187,3	185,1	188,2	190,0
11 MOLINO,Mattia	ITA	Honda	190,0	190,0	189,5	188,9	188,4	189,4	190,0
57 KOSKINEN,Kenny	FIN	Honda	189,5	187,8	187,8	187,8	187,8	188,2	189,5
35 BAUER,Joshua	GER	Honda	183,6	183,6	183,1	183,1	183,1	183,3	183,6



CRONOCIRCUIT: oscar.guierrez@circuitvalencia.com



CIRCUIT RICARDO TORMO I - 2018

Circuit de la C. Valenciana

27 - 29 April 2018

Circuit de la C. Valenciana

FIM CEV REPSOL

ANALISIS PIT Qualifying Practice 1 GA ETC

<b>9 GOMEZ, Francisco</b> Team Larresport Bradol			
<b>Time IN</b>	<b>Time OUT</b>	<b>GAP</b>	<b>Lap</b>
09:48:00,690	09:53:28,112	00:05:27,422	7
10:04:14,767	10:06:42,777	00:02:28,010	13
Num. P. 2 Total in PIT: 00:07:55,432			

<b>11 MOLINO, Mattia</b> Team Marinelli Sniper			
<b>Time IN</b>	<b>Time OUT</b>	<b>GAP</b>	<b>Lap</b>
09:44:18,252	09:45:00,442	00:00:42,190	4
09:52:43,085	10:01:49,534	00:09:06,449	8
10:15:20,912	...		14
Num. P. 3 Total in PIT: 00:09:48,639			

<b>13 CZYBA, Nicolas</b> Team Reale Avintia Blumaq			
<b>Time IN</b>	<b>Time OUT</b>	<b>GAP</b>	<b>Lap</b>
09:49:53,516	09:52:54,169	00:03:00,653	8
10:00:39,997	...		12
Num. P. 2 Total in PIT: 00:03:00,653			

<b>16 DAVIS, Jamie W.</b> Team KRP			
<b>Time IN</b>	<b>Time OUT</b>	<b>GAP</b>	<b>Lap</b>
09:45:16,315	09:45:43,203	00:00:26,888	5
09:47:48,366	09:48:14,619	00:00:26,253	6
09:53:51,967	09:58:15,700	00:04:23,733	9
10:03:57,477	10:05:34,532	00:01:37,055	12
10:09:26,733	10:09:51,783	00:00:25,050	14
Num. P. 5 Total in PIT: 00:07:18,979			

<b>17 BIJMAN, Ruben</b> Team E. Dubbink Eveno			
<b>Time IN</b>	<b>Time OUT</b>	<b>GAP</b>	<b>Lap</b>
09:51:59,973	09:56:19,589	00:04:19,616	9
Num. P. 1 Total in PIT: 00:04:19,616			

<b>18 HEREDIA, Angel</b> Team CIP Junior T.			
<b>Time IN</b>	<b>Time OUT</b>	<b>GAP</b>	<b>Lap</b>
09:52:00,955	09:55:31,354	00:03:30,399	9
Num. P. 1 Total in PIT: 00:03:30,399			

<b>22 ROUGE, Clément</b> Team CIP Junior T.			
<b>Time IN</b>	<b>Time OUT</b>	<b>GAP</b>	<b>Lap</b>
09:53:50,662	09:56:46,749	00:02:56,087	10
10:05:47,976	10:06:08,792	00:00:20,816	15
Num. P. 2 Total in PIT: 00:03:16,903			

<b>23 MILLAN, Alex</b> Team Aro Racing			
<b>Time IN</b>	<b>Time OUT</b>	<b>GAP</b>	<b>Lap</b>
09:44:44,261	09:51:01,583	00:06:17,322	5
Num. P. 1 Total in PIT: 00:06:17,322			

<b>25 VERDUGO, Luis M.</b> Team D. Rivas Talent T.			
<b>Time IN</b>	<b>Time OUT</b>	<b>GAP</b>	<b>Lap</b>
09:53:18,390	09:58:49,920	00:05:31,530	10
10:09:36,546	10:10:00,340	00:00:23,794	16
Num. P. 2 Total in PIT: 00:05:55,324			

<b>28 BERTELLE, Matteo</b> Team SIC58 Squadra Corse			
<b>Time IN</b>	<b>Time OUT</b>	<b>GAP</b>	<b>Lap</b>
09:53:38,200	10:00:52,539	00:07:14,339	10
Num. P. 1 Total in PIT: 00:07:14,339			

<b>31 FERNANDEZ, Adrián</b> Team Ajo Motorsport			
<b>Time IN</b>	<b>Time OUT</b>	<b>GAP</b>	<b>Lap</b>
09:48:26,615	09:54:39,238	00:06:12,623	7
Num. P. 1 Total in PIT: 00:06:12,623			

<b>35 BAUER, Joshua</b> Team Dynavolt Intact JT			
<b>Time IN</b>	<b>Time OUT</b>	<b>GAP</b>	<b>Lap</b>
09:46:58,752	09:54:02,401	00:07:03,649	6
Num. P. 1 Total in PIT: 00:07:03,649			

<b>42 GÓRBE, Soma</b> Team Sport&Amp-Events M.A			
<b>Time IN</b>	<b>Time OUT</b>	<b>GAP</b>	<b>Lap</b>
09:48:26,963	09:52:37,308	00:04:10,345	7
10:07:35,572	10:08:42,642	00:01:07,070	15
Num. P. 2 Total in PIT: 00:05:17,415			

<b>43 ARTIGAS, Xavier</b> Team Honda Impala			
<b>Time IN</b>	<b>Time OUT</b>	<b>GAP</b>	<b>Lap</b>
09:51:33,150	09:57:06,361	00:05:33,211	9
Num. P. 1 Total in PIT: 00:05:33,211			

<b>45 DE VLEESCHAUWER, L.</b> Team West Racing			
<b>Time IN</b>	<b>Time OUT</b>	<b>GAP</b>	<b>Lap</b>
09:48:27,692	09:49:41,001	00:01:13,309	3
09:53:26,425	09:56:33,322	00:03:06,897	5
10:03:58,138	10:05:14,173	00:01:16,035	9
10:16:17,401	...		15
Num. P. 4 Total in PIT: 00:05:36,241			

<b>50 VOSTATEK, Ondrej</b> Team Igax Team			
<b>Time IN</b>	<b>Time OUT</b>	<b>GAP</b>	<b>Lap</b>
09:46:14,905	09:47:44,044	00:01:29,139	6
09:56:50,656	10:00:50,687	00:04:00,031	11
Num. P. 2 Total in PIT: 00:05:29,170			

<b>57 KOSKINEN, Kenny</b> Team H43 T. Nobby-Blumaq			
<b>Time IN</b>	<b>Time OUT</b>	<b>GAP</b>	<b>Lap</b>
09:50:14,484	09:54:41,198	00:04:26,714	8

Num. P. 1 Total in PIT: 00:04:26,714			
<b>61 GARCIA, Iker</b> Team Reale Avintia Blumaq			
<b>Time IN</b>	<b>Time OUT</b>	<b>GAP</b>	<b>Lap</b>
09:46:14,482	09:49:47,329	00:03:32,847	6
Num. P. 1 Total in PIT: 00:03:32,847			

<b>66 HUERTAS, Adrián</b> Team Reale Avintia Blumaq			
<b>Time IN</b>	<b>Time OUT</b>	<b>GAP</b>	<b>Lap</b>
09:37:12,107	09:37:36,842	00:00:24,735	1
09:46:38,072	09:49:46,758	00:03:08,686	6
10:00:28,379	10:02:39,414	00:02:11,035	12
Num. P. 3 Total in PIT: 00:05:44,456			

<b>70 WHATLEY, Joshua</b> Team FAU 55 Racing			
<b>Time IN</b>	<b>Time OUT</b>	<b>GAP</b>	<b>Lap</b>
09:48:14,904	09:52:20,633	00:04:05,729	7
Num. P. 1 Total in PIT: 00:04:05,729			

<b>76 GIRAL, Julián</b> Team T.T. Estrella Galicia			
<b>Time IN</b>	<b>Time OUT</b>	<b>GAP</b>	<b>Lap</b>
09:56:56,075	10:01:05,254	00:04:09,179	12
10:08:17,018	10:10:09,831	00:01:52,813	16
Num. P. 2 Total in PIT: 00:06:01,992			

<b>91 RODRIGUEZ, Victor</b> Team Laglisse Academy			
<b>Time IN</b>	<b>Time OUT</b>	<b>GAP</b>	<b>Lap</b>
09:46:38,846	09:52:55,596	00:06:16,750	6
10:03:38,291	10:06:48,763	00:03:10,472	12
Num. P. 2 Total in PIT: 00:09:27,222			

<b>95 RUEDA, José A.</b> Team T.T. Estrella Galicia			
<b>Time IN</b>	<b>Time OUT</b>	<b>GAP</b>	<b>Lap</b>
09:46:15,809	09:49:51,493	00:03:35,684	6
10:00:45,883	10:06:32,037	00:05:46,154	12
Num. P. 2 Total in PIT: 00:09:21,838			

<b>96 HORGADO, Daniel</b> Team T.T. Estrella Galicia			
<b>Time IN</b>	<b>Time OUT</b>	<b>GAP</b>	<b>Lap</b>
09:46:12,835	09:49:25,747	00:03:12,912	6
10:00:07,986	10:06:11,871	00:06:03,885	12
Num. P. 2 Total in PIT: 00:09:16,797			



CRONOCIRCUIT: oscar.guierrez@circuitvalencia.com