

Results and timing service provided by

Moto3 Junior

HJC HELMETS GRAND PRIX DE FRANCE

Qualifying Practice Nr. 1

Classification

6

	Rider	Nation	Team	Motorcycle	Time	Lap Total	Gap	Top Speed
1	81 Aleix VIU	SPA	MARINELLI SNIPER TEAM	HONDA	1'43.082	20 22		207.7
2	23 Raul FERNANDEZ	SPA	ANGEL NIETO TEAM	KTM	1'43.202	21 23	0.120 0.120	208.1
3	32 Ai OGURA	JPN	ASIA TALENT TEAM	HONDA	1'43.434	23 24	0.352 0.232	209.1
4	52 Jeremy ALCOBA	SPA	JUNIOR TEAM ESTRELLA GA	HONDA	1'43.548	16 21	0.466 0.114	211.2
5	71 Riccardo ROSSI	ITA	LAGLISSE ACADEMY	HUSQVARNA	1'43.743	22 23	0.661 0.195	211.3
6	35 Somkiat CHANTRA	THA	AP HONDA RACING TEAM	HONDA	1'43.779	21 23	0.697 0.036	207.1
7	63 Vicente PEREZ	SPA	REALE AVINTIA ACADEMY	KTM	1'43.926	20 22	0.844 0.147	211.4
8	67 Gerard RIU	SPA	LAGLISSE ACADEMY	HUSQVARNA	1'44.187	21 23	1.105 0.261	210.6
9	96 Manuel PAGLIANI	ITA	LEOPARD JUNIOR	HONDA	1'44.264	18 18	1.182 0.077	207.2
10	88 Bruno IERACI	ITA	SIC58 SQUADRA CORSE	HONDA	1'44.404	19 21	1.322 0.140	209.9
11	13 Celestino VIETTI RAMUS	ITA	SKY JUNIOR TEAM VR46 RID	KTM	1'44.422	17 20	1.340 0.018	206.1
12	74 Davide PIZZOLI	ITA	MAX RACING TEAM	KTM	1'44.436	20 22	1.354 0.014	209.9
13	33 Yuki KUNII	JPN	ASIA TALENT TEAM	HONDA	1'44.466	21 21	1.384 0.030	207.0
14	24 Apiwath WONGTHANANC	THA	VR46 MASTERCAMP TEAM	KTM	1'44.520	16 16	1.438 0.054	206.5
15	7 Barry BALTUS	BEL	REALE AVINTIA ACADEMY	KTM	1'44.655	22 22	1.573 0.135	208.8
16	31 Gerry SALIM	INA	ASTRA HONDA RACING TEA	HONDA	1'44.725	23 23	1.643 0.070	208.5
17	28 Loran FABER	NED	STG DUTCH RACING TEAM	HONDA	1'44.733	25 25	1.651 0.008	212.6
18	16 Alex RUIZ	SPA	ANGEL NIETO TEAM	KTM	1'44.970	24 24	1.888 0.237	208.0
19	20 Jose Julian GARCIA	SPA	AGR TEAM	KTM	1'45.006	24 24	1.924 0.036	202.5
20	55 Yari MONTELLA	ITA	SIC58 SQUADRA CORSE	HONDA	1'45.057	12 13	1.975 0.051	204.2
21	41 Marc GARCIA	SPA	MAX RACING TEAM	KTM	1'45.114	22 22	2.032 0.057	209.1
22	82 Stefano NEPA	ITA	NRT JUNIOR TEAM	KTM	1'45.261	21 22	2.179 0.147	208.1
23	86 Charlie andrew NESBITT	GBR	JUNIOR TEAM ESTRELLA GA	HONDA	1'45.317	21 23	2.235 0.056	207.8
24	77 Andreas PEREZ	SPA	REALE AVINTIA ACADEMY	KTM	1'45.430	21 21	2.348 0.113	206.1
25	36 Izam IKMAL	MAL	PETRONAS SPRINTA SIC JU	HONDA	1'45.680	17 19	2.598 0.250	207.7
26	44 Kevin ORGIS	GER	KIEFER RACING	HONDA	1'45.697	19 19	2.615 0.017	207.6
27	48 Andrea CAVALIERE	ITA	REALE AVINTIA ACADEMY	KTM	1'45.734	18 18	2.652 0.037	201.7
28	34 Tom BOOTH-AMOS	GBR	BRITISH TALENT TEAM	HONDA	1'45.748	17 19	2.666 0.014	205.6
29	73 Maximilian KOFLER	AUT	KRP	KTM	1'45.971	23 23	2.889 0.223	210.6
30	61 Can ÖNCÜ	TUR	RED BULL KTM AJO	KTM	1'45.976	12 12	2.894 0.005	203.4
31	70 Tim GEORGI	GER	KIEFER RACING DV1	KTM	1'45.983	15 16	2.901 0.007	207.4
32	4 Anthony GROPPI	ITA	TM RACING FACTORY 3570	TM	1'46.029	20 23	2.947 0.046	205.9
33	3 Kevin ZANNONI	ITA	TM RACING FACTORY 3570	TM	1'46.258	16 18	3.176 0.229	208.3
34	5 Alex TOLEDO	SPA	CUNA DE CAMPEONES MIR RACING	KTM	1'46.374	20 20	3.292 0.116	205.1
35	47 Aaron POLANCO	SPA	LEOPARD JUNIOR	HONDA	1'46.396	19 19	3.314 0.022	204.8
36	12 Filip SALAC	CZE	CZECH TALENT TEAM CUNA	KTM	1'46.436	4 9	3.354 0.040	205.5
37	8 Angel LORENTE	SPA	CUNA DE CAMPEONES	KTM	1'46.474	5 19	3.392 0.038	203.9
38	83 Meikon yuji KAWAKAMI	BRA	LAGLISSE ACADEMY	HUSQVARNA	1'46.492	22 22	3.410 0.018	203.2
39	18 Ryan VAN DE LAGEMAAT	NED	LAGEMAAT RACING	KTM	1'46.529	14 22	3.447 0.037	210.1
40	19 Sasha DE VITS	BEL	KIEFER RACING DV1	KTM	1'46.847	22 23	3.765 0.318	205.3
41	53 Deniz ÖNCÜ	TUR	RED BULL KTM AJO	KTM	1'46.873	11 15	3.791 0.026	207.8
42	78 Idil FITRI BIN MAHADI	MAL	PETRONAS SPRINTA SIC JU	HONDA	1'47.191	21 21	4.109 0.318	208.4
43	43 Simon JESPERSEN	DEN	TEAM JESPERSEN	KTM	1'47.975	5 5	4.893 0.784	204.6
44	45 Leon ORGIS	GER	KIEFER RACING	HONDA	1'48.226	4 10	5.144 0.251	203.0

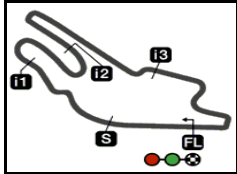
The results are provisional until the end of the limit for protest and appeals.

Time limit for protest expires 30' after publication of the results - Time:

DORNA DATA PROCESSING TIMING SERVICE DORNA DATA PROCESSING TIMING SERVICE DORNA DATA PROCESSING TIMING SERVICE DORNA DATA PROCESSING TIMING SERVICE DORNA DATA PROCESSING TIMING SERVICE DORNA DATA PROCESSING TIMING SERVICE DORNA DATA PROCESSING TIMING SERVICE DORNA DATA PROCESSING TIMING SERVICE DORNA DATA PROCESSING TIMING SERVICE DORNA DATA PROCCESSSS



Le Mans



4185 m.

Results and timing service provided by **TISSOT**

Moto3 Junior

HJC HELMETS GRAND PRIX DE FRANCE

Qualifying Practice Nr. 1
Classification

6



Rider Nation Team Motorcycle Time Lap Total Gap Top Speed

Practice condition: Dry
Air: 17°
Humidity: 55%
Ground: 33°

Fastest Lap:	Lap: 20	Aleix VIU	1'43.082	146.1 Km/h
Circuit Record Lap:	2016	Lorenzo DALLA PORTA	1'43.857	145.0 Km/h
Circuit Best Lap:	2018	Aleix VIU	1'43.082	146.1 Km/h

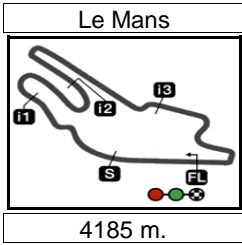
The results are provisional until the end of the limit for protest and appeals.

Time limit for protest expires 30' after publication of the results - Time:

DORNA DATA PROCESSING TIMING SERVICE DORNA DATA PROCESSING TIMING SERVICE DORNA DATA PROCESSING TIMING SERVICE DORNA DATA PROCESSING TIMING SERVICE DORNA DATA PROCESSING TIMING SERVICE DORNA DATA PROCESSING TIMING SERVICE DORNA DATA PROCESSING TIMING SERVICE DORNA DATA PROCESSING TIMING SERVICE DORNA DATA PROCESSING



Le Mans, Friday, May 18, 2018



Results and timing service provided by TISSOT

Moto3 Junior

HJC HELMETS GRAND PRIX DE FRANCE

Qualifying Practice Nr. 1

Chronological Analysis of Performances

8

* Lap / Sector time cancelled

T1 Time from finish line to 1st intermediate

T3 Time from 2nd intermed. to 3rd intermed.

P Crossing the finish line in pit lane

T2 Time from 1st intermed. to 2nd intermed.

T4 Time from 3rd intermediate to finish line

Lap	Lap Time	T1	T2	T3	T4	Speed	Lap	Lap Time	T1	T2	T3	T4	Speed	
1st 81	Aleix VIU MARINELLI SNIPER SPA Runs=4 Total laps=22 Full laps=15							20	1'43.920	24.841	22.710	29.259	27.110	203.0
	1	2'50.118	19.197	26.992	32.019	28.560	21	1'43.202	24.879	22.691	29.135	26.497	203.6	
	2	1'48.272	26.271	23.833	30.628	27.540	22	1'44.026	24.861	22.705	29.385	27.075	206.8	
	3	1'53.607	25.738	23.490	33.071	31.308	23	1'43.536	24.844	22.643	29.381	26.668	204.9	
	4	1'45.478	25.606	23.123	29.751	26.998	3rd 32	Ai OGURA ASIA TALENT TEAM JPN Runs=4 Total laps=24 Full laps=17						
	5	1'46.231	25.185	23.436	30.131	27.479	1	2'21.316	20.452	26.053	31.381	28.852		
	6	1'45.050	25.265	22.975	29.759	27.051	2	1'48.056	25.971	23.975	30.354	27.756	205.7	
	7	1'44.937	25.182	22.905	29.887	26.963	3	1'46.862	25.745	23.609	29.983	27.525	202.2	
	8	1'44.478	25.183	22.905	29.460	26.930	4	1'45.835	25.443	23.255	29.768	27.369	203.7	
	9	1'54.506 P	28.226	24.276	32.010	29.994	5	1'45.723	25.410	23.512	29.699	27.102	204.1	
	10	9'14.610	30.146	34.657	31.224	29.469	6	1'45.144	25.210	23.103	29.772	27.059	203.0	
	11	1'50.325 P	26.795	23.553	30.083	29.894	7	1'46.019	25.565	23.338	29.744	27.372	203.1	
	12	8'01.918	17.491	24.049	30.204	27.304	8	1'45.111	25.328	23.052	29.721	27.010	202.6	
	13	1'44.981	25.284	23.149	29.638	26.910	9	1'45.030	25.396	22.967	29.625	27.042	201.4	
	14	1'44.593	25.183	23.045	29.581	26.784	10	1'47.946 P	26.279	23.856	30.332	27.479	201.1	
	15	1'44.091	24.942	23.034	29.375	26.740	11	7'36.838	21.952	25.890	31.243	27.617		
	16	1'45.213 P	25.020	23.033	29.603	27.557	12	2'02.848 P	25.769	29.559	36.377	31.143	202.6	
	17	5'58.989	18.302	23.906	29.804	26.905	13	7'23.960	20.130	24.503	30.104	27.923		
	18	1'46.323	25.397	22.873	31.170	26.883	14	1'46.360	25.186	22.975	30.763	27.436	204.1	
	19	1'43.737	24.921	22.764	29.275	26.777	15	1'45.061	25.208	23.232	29.700	26.921	208.8	
	20	1'43.082	24.765	22.712	29.140	26.465	16	1'44.791	24.926	22.975	29.958	26.932	209.1	
	21	1'53.233	24.721	28.254	31.343	28.915	17	1'44.556	24.980	22.883	29.523	27.170	205.9	
	22	1'43.169	24.861	22.740	29.070	26.498	18	1'43.865	24.921	22.788	29.267	26.889	205.8	
							19	1'45.214 P	25.237	23.065	29.957	26.955	201.4	
2nd 23	Raul FERNANDEZ ANGEL NIETO TEAM SPA Runs=4 Total laps=23 Full laps=16						20	5'06.436	18.963	25.259	30.013	27.218		
	1	2'55.762	16.959	24.697	31.386	28.410	21	1'44.584	24.966	22.937	29.735	26.946	204.8	
	2	1'47.940	25.854	23.678	30.550	27.858	22	1'44.023	24.946	22.990	29.428	26.659	204.4	
	3	1'47.271	25.976	23.516	30.262	27.517	23	1'43.434	24.952	22.848	29.155	26.479	204.8	
	4	1'45.830	25.514	23.137	29.988	27.191	24	1'44.002	25.035	22.896	29.380	26.691	203.6	
	5	1'45.564	25.197	23.315	29.887	27.165	4th 52	Jeremy ALCOBA JUNIOR TEAM ESTR SPA Runs=4 Total laps=22 Full laps=15						
	6	1'45.701	25.215	23.191	29.990	27.305	1	2'19.411	19.629	24.796	30.625	27.491		
	7	1'44.961 P	25.387	23.182	30.220	26.172	2	1'46.053	25.470	23.486	29.924	27.173	203.9	
	8	7'24.435	18.419	23.723	29.756	27.335	3	1'45.627	25.299	23.262	29.947	27.119	200.7	
	9	1'45.544	25.222	23.333	29.710	27.279	4	1'45.103	25.383	22.972	29.907	26.841	200.3	
	10	1'45.328	25.203	23.176	29.756	27.193	5	1'44.925	25.282	22.973	29.821	26.849	199.3	
	11	1'45.048	25.131	23.104	29.652	27.161	6	1'49.392	27.007	23.762	30.770	27.853	194.3	
	12	1'50.009 P	27.380	24.631	31.144	26.854	unfinished						201.7	
	13	7'55.022	16.960	23.506	29.889	27.550	7	1'41.325 *	18.43*	24.665	30.135	28.088		
	14	1'44.854	25.128	23.100	29.642	26.984	8	1'45.309	25.686	23.156	29.576	26.891	205.5	
	15	1'42.244 P	24.196	23.359	29.739	24.950	9	1'44.942	25.324	23.014	29.543	27.061	200.5	
	16	5'28.039	16.827	23.050	29.433	27.842	10	1'48.564 P	26.562	24.366	30.630	27.006	192.8	
	17	1'44.228	25.070	22.870	29.450	26.838	11	7'04.351	16.852	23.824	30.209	27.217		
	18	1'43.731	24.919	22.819	29.259	26.734								
	19	1'43.470	24.853	22.679	29.326	26.612								

Fastest Lap: Aleix VIU MARINELLI SNIPER SPA **1'43.082** 24.765 22.712 29.140 26.465

DORNA DATA PROCESSING TIMING SERVICE DORNA DATA PROCESSING TIMING SERVICE DORNA DATA PROCESSING TIMING SERVICE DORNA DATA PROCESSING TIMING SERVICE DORNA DATA PROCESSING TIMING SERVICE DORNA DATA PROCESSING TIMING SERVICE DORNA DATA PROCCESSS



Qualifying Practice Nr. 1

Moto3 Junior

Lap	Lap Time	T1	T2	T3	T4	Speed	Lap	Lap Time	T1	T2	T3	T4	Speed
23	1'44.702	25.241	23.097	29.662	26.702	205.4	7	1'45.022	25.323	23.296	29.515	26.888	202.1
9th 96 Manuel PAGLIANI LEOPARD JUNIOR ITA							12th 74 Davide PIZZOLI MAX RACING TEAM ITA						
Runs=3 Total laps=19 Full laps=13							Runs=4 Total laps=22 Full laps=15						
1	2'44.158	19.519	26.195	32.692	29.609		1	2'37.790	19.322	25.050	37.153	28.403	
2	1'49.369	26.284	24.123	30.751	28.211	207.2	2	1'48.485	26.065	24.041	30.784	27.595	208.5
3	1'47.723	25.611	23.659	30.696	27.757	206.8	3	1'47.684	25.981	23.856	30.254	27.593	209.9
4	1'46.724	25.547	23.394	30.047	27.736	205.0	4	1'45.881	25.370	23.245	30.068	27.198	205.5
5	1'46.146	25.462	23.313	30.186	27.185	203.0	5	1'46.110	25.189	23.860	29.977	27.084	208.0
6	1'45.635	25.375	23.247	29.837	27.176	202.7	6	1'46.038	25.227	23.401	30.198	27.212	205.5
7	1'45.442	25.187	23.066	29.704	27.485	204.6	7	1'46.563	25.647	23.201	30.209	27.506	207.2
8	1'45.187	25.108	23.115	29.948	27.016	204.8	8	1'45.492	25.391	23.187	29.865	27.049	207.5
9	1'49.408 P	26.368	23.715	31.221	28.104	203.8	9	1'45.209	25.297	23.165	29.859	26.888	208.0
10	7'58.330	20.881	26.011	30.932	27.685		10	1'47.293 P	27.067	23.675	30.006	26.545	207.6
11	1'45.586 P	25.180	23.636	29.921	26.849	205.0	11	7'40.845	23.776	32.078	30.614	27.803	
12	14'29.827	24.992	25.794	30.802	27.524		12	1'47.433 P	25.964	23.421	30.786	27.262	199.9
13	1'45.443	25.373	23.301	29.795	26.974	202.8	13	7'20.416	16.702	23.581	29.958	27.319	
14	1'45.523	25.353	23.328	30.019	26.823	203.2	14	1'45.959	25.031	23.096	30.385	27.447	207.0
15	1'44.523	25.113	23.105	29.528	26.777	204.0	15	1'44.478	25.068	22.963	29.676	26.771	206.4
16	1'44.882	25.153	23.189	29.590	26.950	204.6	16	1'47.664 P	27.192	23.804	30.226	26.442	207.5
17	1'44.577	25.320	23.003	29.572	26.682	201.4	17	7'22.976	17.133	24.296	29.987	27.135	
18	1'44.264	25.075	23.008	29.575	26.606	203.0	18	1'44.638	25.307	23.073	29.689	26.569	200.6
unfinished	25.089	22.907	29.445	203.6			19	1'44.439	25.154	23.032	29.571	26.682	201.1
10th 88 Bruno IERACI SIC58 SQUADRA CO ITA							13th 33 Yuki KUNII ASIA TALENT TEAM JPN						
Runs=4 Total laps=21 Full laps=14							Runs=4 Total laps=21 Full laps=15						
1	2'30.782	18.725	26.227	31.467	29.538		1	2'25.190	19.715	26.217	32.098	28.519	
2	1'48.960	26.138	24.304	30.540	27.978	206.8	2	1'50.093	26.308	24.081	31.418	28.286	203.0
3	1'47.412	25.482	24.011	30.183	27.736	208.2	3	1'48.580	26.332	23.725	30.429	28.094	201.5
4	1'47.223	25.413	24.060	30.024	27.726	207.6	4	1'47.214	25.671	23.878	30.262	27.403	204.8
5	1'46.913	25.471	23.721	29.998	27.723	209.0	5	1'46.303	25.517	23.444	29.909	27.433	201.2
6	1'48.748	25.718	24.758	30.352	27.920	202.5	6	1'46.849	25.386	23.405	30.462	27.596	199.9
7	1'46.363	25.917	23.216	29.868	27.362	203.2	7	1'46.410	25.524	23.424	30.189	27.273	201.3
8	1'45.559	25.294	23.463	29.643	27.159	206.9	8	1'46.384	25.479	23.404	30.153	27.348	201.2
9	1'45.574	25.428	23.283	29.650	27.213	203.9	9	1'45.980 P	25.485	23.357	29.893	27.245	199.5
10	1'50.274 P	28.252	23.948	30.467	27.607	201.4	10	10'46.518 P	19.989	24.767	30.847	29.596	
11	6'18.538	19.687	24.828	31.165	28.707		11	7'46.711	24.753	24.966	30.760	28.650	
12	1'49.703 P	25.823	24.013	30.847	29.020	202.1	12	1'47.046	25.956	23.756	30.110	27.224	206.9
13	8'26.657	19.977	24.760	30.098	27.227		13	1'45.800	25.216	23.488	29.920	27.176	204.0
14	1'45.333	25.210	23.209	29.602	27.312	206.7							
15	1'44.700	25.126	23.072	29.501	27.001	209.9							
16	1'47.412 P	25.377	23.923	30.295	27.817	206.7							
17	9'28.927	21.853	27.225	31.721	28.061								
18	1'44.764	25.222	23.135	29.573	26.834	204.5							
19	1'44.404	25.089	23.063	29.473	26.779	205.1							
20	1'47.762	26.804	23.737	29.985	27.236	205.1							
21	1'45.164	25.211	22.855	29.322	27.776	201.9							
11th 13 Celestino VIETTI R SKY JUNIOR TEAM ITA													
Runs=4 Total laps=21 Full laps=13													
1	2'23.862	19.608	26.188	31.576	29.032								
2	1'48.266	25.871	24.243	30.295	27.857	204.5							
3	1'46.866	25.603	23.748	29.922	27.593	203.5							
4	1'45.683	25.186	23.405	29.790	27.302	204.8							
5	1'45.382	25.044	23.426	29.676	27.236	203.4							
6	1'44.829	25.106	23.130	29.573	27.020	202.9							

Fastest Lap: Aleix VIU MARINELLI SNIPER SPA **1'43.082** 24.765 22.712 29.140 26.465

DORNA DATA PROCESSING TIMING SERVICE DORNA DATA PROCESSING TIMING SERVICE DORNA DATA PROCESSING TIMING SERVICE DORNA DATA PROCESSING TIMING SERVICE DORNA DATA PROCESSING TIMING SERVICE DORNA DATA PROCESSING TIMING SERVICE DORNA DATA PROCESSING TIMING SERVICE DORNA DATA PROCESSING TIMING SERVICE DORNA DATA PROCCEESSS



Qualifying Practice Nr. 1

Moto3 Junior

Lap	Lap Time	T1	T2	T3	T4	Speed	Lap	Lap Time	T1	T2	T3	T4	Speed
14	1'45.150	25.103	23.287	29.725	27.035	207.0	2	1'49.946	26.649	24.415	30.805	28.077	202.3
15	1'45.685	25.510	23.181	29.870	27.124	206.3	3	1'47.637	25.964	23.862	30.470	27.341	204.2
16	1'46.655 P	25.147	23.257	29.806	28.445	202.5	4	1'46.666	25.683	23.558	30.314	27.111	204.3
17	6'28.568	21.311	24.408	30.220	27.305		5	1'45.775	25.277	23.406	30.033	27.059	205.6
18	1'45.443	25.287	23.173	29.778	27.205	200.4	6	1'46.143	25.409	23.486	30.016	27.232	203.7
19	1'45.033	25.140	23.162	29.697	27.034	202.0	7	1'47.812	25.858	24.214	30.442	27.298	201.7
20	1'45.771	25.873	23.142	29.806	26.950	201.9	8	1'48.454	26.358	24.107	30.413	27.576	203.0
21	1'44.466	25.054	23.042	29.542	26.828	201.7	9	1'47.043	25.767	23.656	30.197	27.423	198.6

14th 24 Apiwath WONGTHA VR46 MASTERCAMP THA
Runs=3 Total laps=16 Full laps=9

1	2'25.763	18.581	26.576	31.781	28.669	
2	1'48.232	26.241	23.972	30.515	27.504	204.4
3	1'47.052	25.566	23.969	30.231	27.286	203.8
4	1'45.851	25.379	23.462	29.915	27.095	202.5
5	1'45.715	25.493	23.181	30.017	27.024	199.6
6	1'45.586	25.254	23.298	29.867	27.167	200.7
7	1'45.818	25.425	23.252	29.968	27.173	202.1
8	1'54.586 P	27.609	26.134	33.047	27.796	201.0
9	10'22.359	17.796	25.397	35.538	27.171	
10	1'49.967 P	25.282	23.386	31.812	29.487	202.0
11	8'05.618	18.484	25.347	30.133	28.570	
12	1'45.769	25.576	23.417	29.763	27.013	204.5
13	1'44.852	25.141	23.113	29.661	26.937	203.9
14	1'46.431 P	25.390	23.632	30.248	27.161	206.5
15	6'15.798	17.018	23.605	32.148	31.305	
16	1'44.520	25.360	22.795	29.552	26.813	202.7

15th 7 Barry BALTUS REALE AVINTIA ACA BEL
Runs=4 Total laps=22 Full laps=15

1	2'26.684	18.088	25.760	31.935	29.097	
2	1'48.822	26.222	23.917	30.637	28.046	204.6
3	1'48.157	25.933	23.690	30.336	28.198	208.8
4	1'48.292 P	25.792	23.739	30.101	28.660	203.0
5	4'11.751	17.778	24.755	32.946	27.353	
6	1'46.825	25.544	23.311	30.154	27.816	207.1
7	1'46.130	25.422	23.232	30.061	27.415	203.0
8	1'45.774	25.516	23.205	29.941	27.112	202.4
9	1'46.061	25.572	23.434	29.809	27.246	200.9
10	1'45.927	25.744	23.388	29.833	26.962	200.2
11	1'45.316 P	25.581	23.306	29.629*	26.800	201.7
12	13'16.478	17.099	23.581	30.325	27.413	
13	1'46.560	25.590	23.384	29.919	27.667	201.8
14	1'45.961	25.539	23.184	29.825	27.413	200.7
15	1'46.018	25.433	23.291	29.935	27.359	202.5
16	1'45.156	25.061	23.199	29.677	27.219	205.3
17	1'45.557	25.347	23.110	29.758	27.342	203.6
18	1'45.551	25.258	23.171	29.821	27.301	202.5
19	1'45.880 P	25.391	23.367	29.941	27.181	201.4
20	6'16.477	18.149	23.290	30.149	27.011	
21	1'44.694	24.923	23.053	29.562	27.156	207.3
22	1'44.655	24.968	22.949	29.646	27.092	202.3

16th 31 Gerry SALIM ASTRA HONDA RACI INA
Runs=4 Total laps=23 Full laps=17

1	2'20.587	22.466	26.275	32.584	30.387	
---	----------	--------	--------	--------	--------	--

17th 28 Loran FABER STG DUTCH RACING NED
Runs=4 Total laps=25 Full laps=18

1	2'27.067	19.995	26.762	32.348	30.351	
2	1'49.768	26.301	24.369	30.933	28.165	207.7
3	1'48.420	25.809	23.875	30.368	28.368	206.1
4	1'48.133	25.476	23.739	30.674	28.244	208.9
5	1'48.839	25.722	24.074	31.191	27.852	207.6
6	1'49.206	25.740	24.355	30.572	28.539	210.0
7	1'49.288	26.147	24.932	30.549	27.660	212.0
8	1'47.004	25.560	23.591	30.322	27.531	205.6
9	1'52.890 P	27.654	24.778	31.810	28.648	203.6
10	5'30.723	18.140	24.349	30.634	27.687	
11	1'48.023	25.648	23.812	30.500	28.063	203.8
12	1'47.886	26.025	23.849	30.233	27.779	207.0
13	1'53.557 P	28.172	24.643	32.456	28.286	205.1
14	7'20.183	19.904	24.463	30.262	27.812	
15	1'46.577	25.206	23.295	30.441	27.635	207.4
16	1'47.035	25.196	23.459	30.063	28.317	209.0
17	1'46.144	25.311	23.491	30.165	27.177	212.6
18	1'45.856	25.563	23.331	29.771	27.191	208.4
19	1'44.946 P	25.092	23.251	29.995	26.608	206.6
20	4'43.935	18.058	24.484	30.842	27.842	
21	1'46.133	26.013	23.375	29.824	26.921	207.5
22	1'45.013	25.137	23.222	29.665	26.989	208.4
23	1'44.812	25.174	23.092	29.642	26.904	210.4
24	1'44.990	25.122	23.184	29.685	26.999	207.7
25	1'44.733	25.063	23.205	29.526	26.939	204.8

18th 16 Alex RUIZ ANGEL NIETO TEAM SPA
Runs=3 Total laps=24 Full laps=19

1	2'57.488	18.901	25.507	31.911	29.136	
2	1'49.773	26.185	24.267	31.278	28.043	207.2
3	1'48.187	25.658	23.938	30.681	27.910	205.1

Fastest Lap: Aleix VIU

MARINELLI SNIPER SPA 1'43.082 24.765 22.712 29.140 26.465

DORNA DATA PROCESSING TIMING SERVICE DORNA DATA PROCESSING TIMING SERVICE DORNA DATA PROCESSING TIMING SERVICE DORNA DATA PROCESSING TIMING SERVICE DORNA DATA PROCESSING TIMING SERVICE DORNA DATA PROCESSING TIMING SERVICE DORNA DATA PROCESSING TIMING SERVICE DORNA DATA PROCESSING TIMING SERVICE DORNA DATA PROCCESSSS



Qualifying Practice Nr. 1

Moto3 Junior

Lap	Lap Time	T1	T2	T3	T4	Speed	Lap	Lap Time	T1	T2	T3	T4	Speed
19	1'46.125	25.242	23.177	30.247	27.459	205.9	5	1'47.589	25.543	24.042	30.522	27.482	199.9
20	1'46.029	25.479	23.348	29.913	27.289	198.2	6	1'49.537	25.619	23.941	31.824	28.153	201.4
21	1'50.303	P 25.667	23.125	34.187	27.324	195.1	7	1'49.774	P 25.682	23.832	31.229	29.031	200.6
22	4'57.224	19.160	24.851	32.787	27.380		8	11'16.755	20.629	25.247	30.946	27.988	
23	1'46.035	25.747	23.226	29.899	27.163	198.5	9	1'50.460	P 25.975	24.163	30.580	29.742	196.7

33rd 3 Kevin ZANNONI TM RACING FACTOR ITA
Runs=5 Total laps=18 Full laps=11

1	2'47.524	P 22.572	34.137	47.251	33.823	
2	8'18.176	P 20.529	28.961	38.956	30.658	
3	10'05.179	18.753	25.779	32.003	29.087	
4	1'50.513	26.489	24.590	31.068	28.366	201.5
5	1'48.183	26.215	23.654	30.294	28.020	200.7
6	1'48.305	P 25.840	24.073	30.291	28.101	200.1
7	8'39.027	17.141	24.415	30.597	28.225	
8	1'47.530	25.707	23.619	30.380	27.824	206.4
9	1'46.358	25.520	23.476	30.120	27.242	208.1
10	1'47.323	25.412	23.643	30.414	27.854	206.0
11	1'46.263	25.351	23.397	29.991	27.524	208.3
12	1'47.222	25.395	23.606	30.451	27.770	206.4
13	1'47.645	25.506	24.074	30.395	27.670	203.9
14	1'48.822	P 25.725	24.337	31.100	27.660	200.9
15	4'53.873	21.357	25.009	30.681	27.786	
16	1'46.258	25.379	23.435	30.078	27.366	204.5
17	1'46.890	25.453	23.506	30.291	27.640	204.2
18	1'47.272	25.846	23.740	30.313	27.373	200.5

34th 5 Alex TOLEDO CUNA DE CAMPEON SPA
Runs=5 Total laps=20 Full laps=12

1	3'07.723	18.659	27.181	32.588	29.323	
2	1'49.545	P 26.887	24.749	31.301	26.608	200.0
3	2'51.400	* 18.337	24.011	31.049*	28.296	
4	1'49.013	26.019	24.064	30.739	28.191	199.9
5	1'47.617	25.571	23.708	30.419	27.919	203.0
6	1'48.233	25.962	23.791	30.548	27.932	202.4
7	1'47.462	25.745	23.889	30.347	27.481	203.3
8	1'47.351	25.885	23.652	30.286	27.528	199.3
9	1'47.681	P 26.368	23.883	30.795	26.635	199.9
10	9'23.291	P 20.156	26.980	34.036	28.716	
11	7'39.361	18.911	24.779	30.702	28.028	
12	1'47.937	25.830	23.930	30.445	27.732	200.9
13	1'47.703	25.743	23.693	30.476	27.791	200.6
14	1'47.461	25.617	23.704	30.424	27.716	201.9
15	1'47.887	26.099	23.688	30.335	27.765	200.2
16	1'46.757	P 25.717	23.757	30.566	26.717	199.0
17	7'19.831	17.888	24.238	30.735	27.753	
18	1'47.272	25.677	23.620	30.275	27.700	201.6
19	1'46.902	25.539	23.694	30.302	27.367	205.1
20	1'46.374	25.495	23.476	29.955	27.448	203.0

35th 47 Aaron POLANCO LEOPARD JUNIOR SPA
Runs=4 Total laps=19 Full laps=12

1	2'45.939	20.138	26.900	32.729	29.604	
2	1'50.516	26.269	24.697	31.173	28.377	202.5
3	1'49.812	25.974	24.563	31.280	27.995	199.4
4	1'48.061	25.765	23.972	30.555	27.769	203.6

36th 12 Filip SALAC CZECH TALENT TEA CZE
Runs=2 Total laps=10 Full laps=7

1	2'39.138	19.954	25.282	31.427	28.600	
2	1'48.838	25.744	24.148	31.194	27.752	205.5
3	1'47.735	25.496	23.775	30.658	27.806	200.2
4	1'46.436	25.160	23.595	30.174	27.507	205.1
5	1'46.549	25.357	23.546	30.092	27.554	201.2
6	1'46.629	25.382	23.502	30.211	27.534	201.0
7	1'46.792	25.481	23.588	30.320	27.403	202.4
8	1'46.506	25.387	23.413	30.317	27.389	202.9
9	1'52.577	P 26.939	24.469	32.207	28.962	200.7
unfinished		22.849	26.557	35.630		

37th 8 Angel LORENTE CUNA DE CAMPEON SPA
Runs=4 Total laps=19 Full laps=12

1	2'32.738	18.871	26.772	32.474	29.497	
2	1'51.043	26.409	24.654	31.277	28.703	202.1
3	1'48.806	26.084	24.131	30.708	27.883	201.9
4	1'47.454	25.928	23.920	30.062	27.544	203.0
5	1'46.474	25.311	23.729	29.991	27.443	203.9
6	1'47.029	25.731	23.507	30.264	27.527	199.9
7	1'48.843	25.799	24.240	31.442	27.362	202.8
8	1'48.007	P 25.490	23.680	30.223	28.614	202.9
9	11'04.186	20.315	27.442	33.007	27.987	
10	1'53.582	P 28.671	24.697	31.299	28.915	190.7
11	9'13.895	19.251	27.212	34.815	29.103	
12	1'47.910	26.181	24.135	30.356	27.238	198.6
13	1'47.315	25.406	23.888	30.487	27.534	201.5
14	1'50.118	27.050	24.650	30.307	28.111	198.4
15	1'47.925	P 26.180	24.113	30.830	26.802	197.5
16	7'34.458	18.899	24.260	30.348	27.473	
17	1'46.927	25.617	23.578	30.033	27.699	200.5
18	1'47.542	25.868	23.878	30.272	27.524	199.9
19	1'47.516	25.628	23.902	30.535	27.451	198.6

38th 83 Meikon yuji KAWAK LAGLISSE ACADEM BRA
Runs=4 Total laps=22 Full laps=15

1	2'40.786	21.013	26.325	32.641	29.625	
2	1'50.742	27.021	24.432	31.113	28.176	200.2
3	1'49.973	26.357	24.010	31.480	28.126	199.1

Fastest Lap: Aleix VIU MARINELLI SNIPER SPA 1'43.082 24.765 22.712 29.140 26.465

DORNA DATA PROCESSING TIMING SERVICE DORNA DATA PROCESSING TIMING SERVICE DORNA DATA PROCESSING TIMING SERVICE DORNA DATA PROCESSING TIMING SERVICE DORNA DATA PROCESSING TIMING SERVICE DORNA DATA PROCESSING TIMING SERVICE DORNA DATA PROCESSING TIMING SERVICE DORNA DATA PROCCESSS



Qualifying Practice Nr. 1

Moto3 Junior

Lap	Lap Time	T1	T2	T3	T4	Speed	Lap	Lap Time	T1	T2	T3	T4	Speed		
4	1'50.352	26.144	24.184	31.999	28.025	201.8	10	9'59.180 P	20.687	25.129	32.416	28.510			
5	1'49.192	25.960	24.167	30.786	28.279	203.2	11	8'36.895	17.724	24.922	31.433	28.619			
6	1'48.382	25.898	23.812	30.703	27.969	198.8	12	1'52.913	26.215	24.297	33.949	28.452	198.2		
7	1'47.949	26.019	23.573	30.387	27.970	202.4	13	1'49.038	26.027	24.083	31.091	27.837	201.4		
8	1'47.696	25.927	23.712	30.333	27.724	201.4	14	1'48.368	25.794	23.804	30.865	27.905	201.6		
9	1'48.616 P	27.078	23.908	30.585	27.045	199.3	15	1'48.169	25.602	24.123	30.767	27.677	202.3		
10	7'52.370	18.394	24.120	30.807	27.901		16	1'50.469	25.712	26.095	31.056	27.606	201.5		
11	1'49.780 P	26.153	23.782	31.127	28.718	197.4	17	1'47.341	25.655	23.609	30.496	27.581	201.7		
12	8'15.653	20.668	24.368	30.727	27.801		18	1'47.777	25.780	23.782	30.441	27.774	202.5		
13	1'47.485	25.905	23.652	30.367	27.561	198.8	19	1'47.361	25.863	23.572	30.342	27.584	200.4		
14	1'47.777	25.828	23.601	30.271	28.077	200.4	20	1'47.548	25.622	23.793	30.399	27.734	202.4		
15	1'47.061	25.770	23.507	30.214	27.570	202.8	21	1'47.458	25.649	23.877	30.371	27.561	205.3		
16	1'47.578 P	26.041	23.372	29.991	28.174	198.6	22	1'46.847	25.613	23.659	30.249	27.326	204.4		
17	6'33.509	17.952	24.556	30.822	27.680		23	1'47.321	25.874	23.516	30.205	27.726	202.6		
18	1'48.931	26.597	23.725	30.059	28.550	195.6							41st 53 Deniz ÖNCÜ	RED BULL KTM AJO TUR	
19	1'46.660	25.838	23.348	30.188	27.286	198.8							Runs=2 Total laps=16 Full laps=12		
20	1'46.694	25.783	23.225	30.228	27.458	199.0									
21	1'47.961	25.663	23.870	30.708	27.720	198.2									
22	1'46.492	25.730	23.284	30.167	27.311	196.6									
														39th 18 Ryan VAN DE LAGE	LAGEMAAT RACING NED
														Runs=4 Total laps=22 Full laps=15	
1	2'24.223	20.596	27.159	32.220	29.745										
2	1'51.497	26.439	24.559	31.543	28.956	202.0									
3	1'48.337	25.989	23.875	30.380	28.093	204.0									
4	1'48.530	25.932	23.892	30.536	28.170	206.5									
5	1'49.023	26.244	23.776	30.752	28.251	198.6									
6	1'49.010	25.926	23.884	31.090	28.110	202.0									
7	1'47.761	26.067	23.660	30.329	27.705	202.0									
8	1'45.776 P	25.723	23.533	29.925	26.595	200.1									
9	10'17.353	20.916	27.194	36.140	28.720										
10	1'54.436 P	25.708	23.830	33.790	31.108	201.9									
11	8'01.369	18.808	24.948	31.087	28.550										
12	1'47.460	25.648	23.865	30.356	27.591	202.8									
13	1'46.953	25.444	23.866	30.177	27.466	210.1									
14	1'46.529	25.448	23.385	30.005	27.691	204.6									
15	2'15.940	51.488	25.792	30.873	27.787	209.8									
16	1'52.216	25.670	24.285	33.438	28.823	204.9									
17	1'47.948 P	25.843	23.783	30.512	27.810	200.4									
18	3'32.151	19.723	26.200	31.326	27.771										
19	1'47.724	25.695	23.749	30.558	27.722	198.7									
20	1'47.397	25.751	23.733	30.315	27.598	202.5									
21	1'46.766	25.674	23.570	30.154	27.368	202.2									
22	1'46.598	25.446	23.440	30.189	27.523	202.6									
														42nd 78 Idil FITRI BIN MAHA	PETRONAS SPRINT MAL
														Runs=3 Total laps=21 Full laps=16	
1	2'31.391	19.780	27.372	33.098	30.458										
2	1'54.085	26.557	25.672	32.358	29.498	205.0									
3	1'51.934	26.731	25.149	31.329	28.725	199.8									
4	1'51.181	26.223	24.889	31.037	29.032	201.9									
5	1'50.946	25.906	25.021	31.341	28.678	203.4									
6	1'49.744	25.877	24.559	30.817	28.491	202.3									
7	1'49.391	26.106	24.531	30.569	28.185	203.6									
8	1'49.213	25.918	24.471	30.663	28.161	202.2									
9	1'50.215	26.626	24.590	30.650	28.349	199.5									
10	1'51.364	26.691	25.021	31.305	28.347	197.1									
11	1'50.880 P	26.232	24.889	30.503	29.256	203.8									
12	14'17.102	22.867	25.621	32.525	29.963										
13	1'48.825	26.271	24.190	30.420	27.944	200.8									
14	1'47.948	25.495	24.122	30.259	28.072	207.2									
15	1'50.044	25.630	24.138	31.046	29.230	208.4									
16	1'48.629	25.901	24.085	30.328	28.315	204.1									
17	1'49.527 P	26.468	24.423	30.962	27.674	199.0									
18	7'29.483	20.161	25.062	30.883	28.418										
19	1'48.334	26.142	23.939	30.267	27.986	203.9									
20	1'50.958	25.825	24.262	31.449	29.422	204.1									

Fastest Lap: Aleix VIU MARINELLI SNIPER SPA **1'43.082** 24.765 22.712 29.140 26.465

DORNA DATA PROCESSING TIMING SERVICE DORNA DATA PROCESSING TIMING SERVICE DORNA DATA PROCESSING TIMING SERVICE DORNA DATA PROCESSING TIMING SERVICE DORNA DATA PROCESSING TIMING SERVICE DORNA DATA PROCESSING TIMING SERVICE DORNA DATA PROCESSING TIMING SERVICE DORNA DATA PROCESSING TIMING SERVICE DORNA DATA PROCESSING TIMING SERVICE DORNA DATA PROCESSING TIMING SERVICE DORNA DATA PROCCEESSS



Le Mans, Friday, May 18, 2018

Qualifying Practice Nr. 1

Moto3 Junior

Lap	Lap Time	T1	T2	T3	T4	Speed	Lap	Lap Time	T1	T2	T3	T4	Speed
-----	----------	----	----	----	----	-------	-----	----------	----	----	----	----	-------

21	1'47.191	25.610	23.879	29.946	27.756	204.0							
----	-----------------	--------	---------------	---------------	---------------	-------	--	--	--	--	--	--	--

43rd 43 Simon JESPERSEN TEAM JESPERSEN DEN
Runs=3 Total laps=6 Full laps=2

1	2'37.010	P	22.974	29.116	39.440	32.157							
2	3'35.849	P	25.915	30.076	38.070	30.053							
3	30'53.824		19.934	26.128	31.613	28.592							
4	1'48.420		25.996	23.873	30.713	27.838	204.0						
5	1'47.975		25.783	23.760	30.659	27.773	204.6						
	unfinished		26.181	23.634	30.549		201.7						

44th 45 Leon ORGIS KIEFER RACING GER
Runs=2 Total laps=11 Full laps=10

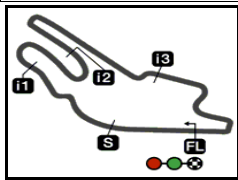
1	2'28.315		19.604	26.717	32.502	30.065							
2	1'50.887		26.411	24.166	31.631	28.679	201.2						
3	1'49.152		26.303	23.871	31.147	27.831	201.0						
4	1'48.226		25.702	23.802	30.832	27.890	201.3						
	unfinished		25.836				203.0						
5	1'46.763		19.316	25.543	32.408	29.496							
6	1'51.808		26.793	24.766	31.598	28.651	194.9						
7	1'53.753		29.163	24.932	31.374	28.284	194.4						
8	1'50.603		26.419	24.376	31.313	28.495	197.2						
9	1'48.652		25.870	23.870	30.811	28.101	202.5						
10	2'45.716		1'18.385	25.988	32.370	28.973	197.0						

Fastest Lap: Aleix VIU MARINELLI SNIPER SPA **1'43.082** 24.765 22.712 29.140 26.465

DORNA DATA PROCESSING TIMING SERVICE DORNA DATA PROCESSING TIMING SERVICE DORNA DATA PROCESSING TIMING SERVICE DORNA DATA PROCESSING TIMING SERVICE DORNA DATA PROCESSING TIMING SERVICE DORNA DATA PROCESSING TIMING SERVICE DORNA DATA PROCESSING TIMING SERVICE DORNA DATA PROCESSING TIMING SERVICE DORNA DATA PROCCESSSS



Le Mans



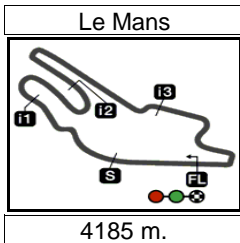
4185 m.

Results and timing service provided by **TISSOT****HJC HELMETS GRAND PRIX DE FRANCE****Qualifying Practice Nr. 1****Best Partial Times****Moto3 Junior***IT* Ideal Lap Time, sum of the best partial times*BT* Best Lap Time

T1		T2		T3		T4						
<i>Pos</i>	<i>Rider</i>	<i>Time</i>	<i>Rider</i>	<i>Time</i>	<i>Rider</i>	<i>Time</i>	<i>Rider</i>	<i>Time</i>	<i>Pos</i>	<i>Rider</i>	<i>IT</i>	<i>BT</i>
25	M.GARCIA	25.200	M.KAWAKAMI	23.225	C.NESBITT	29.744	K.ORGIS	27.007	25	K.ORGIS	1'45.164	1'45.697 (26)
26	D.ÖNCÜ	25.231	A.CAVALIERE	23.235	A.PEREZ	29.752	T.BOOOTH-AMOS	27.059	26	A.GROPPI	1'45.429	1'46.029 (32)
27	Y.MONTELLA	25.241	I.IKMAL	23.287	S.NEPA	29.798	I.IKMAL	27.097	27	T.BOOOTH-AMO	1'45.453	1'45.748 (28)
28	A.GROPPI	25.242	T.GEORGI	23.323	T.BOOOTH-AMOS	29.878	A.CAVALIERE	27.103	28	A.CAVALIERE	1'45.538	1'45.734 (27)
29	A.PEREZ	25.243	S.NEPA	23.333	M.KOFLER	29.889	A.GROPPI	27.163	29	I.IKMAL	1'45.680	1'45.680 (25)
30	T.GEORGI	25.265	M.KOFLER	23.339	A.GROPPI	29.899	T.GEORGI	27.164	30	C.ÖNCÜ	1'45.692	1'45.976 (30)
31	K.ORGIS	25.287	T.BOOOTH-AMOS	23.344	I.IKMAL	29.917	A.POLANCO	27.215	31	M.KOFLER	1'45.735	1'45.971 (29)
32	A.LORENTE	25.311	K.ORGIS	23.372	R.VAN DE LAGE	29.925	A.LORENTE	27.238	32	T.GEORGI	1'45.757	1'45.983 (31)
33	C.ÖNCÜ	25.326	R.VAN DE LAGE	23.385	I.FITRI BIN MAH	29.946	C.ÖNCÜ	27.239	33	K.ZANNONI	1'45.981	1'46.258 (33)
34	K.ZANNONI	25.351	K.ZANNONI	23.397	A.TOLED0	29.955	K.ZANNONI	27.242	34	A.LORENTE	1'46.047	1'46.474 (37)
35	I.IKMAL	25.379	C.ÖNCÜ	23.402	K.ZANNONI	29.991	M.KAWAKAMI	27.286	35	F.SALAC	1'46.054	1'46.436 (36)
36	A.POLANCO	25.434	F.SALAC	23.413	A.LORENTE	29.991	D.ÖNCÜ	27.315	36	D.ÖNCÜ	1'46.109	1'46.873 (41)
37	R.VAN DE LAGE	25.444	A.POLANCO	23.418	M.KAWAKAMI	29.991	M.KOFLER	27.322	37	R.VAN DE LAG	1'46.122	1'46.529 (39)
38	A.TOLED0	25.495	D.ÖNCÜ	23.471	T.GEORGI	30.005	S.DE VITS	27.326	38	M.KAWAKAMI	1'46.165	1'46.492 (38)
39	I.FITRI BIN MAH	25.495	A.TOLED0	23.476	F.SALAC	30.092	A.TOLED0	27.367	39	A.TOLED0	1'46.293	1'46.374 (34)
40	A.CAVALIERE	25.510	A.LORENTE	23.507	D.ÖNCÜ	30.092	R.VAN DE LAGE	27.368	40	A.POLANCO	1'46.305	1'46.396 (35)
41	S.DE VITS	25.596	S.DE VITS	23.516	S.DE VITS	30.205	F.SALAC	27.389	41	S.DE VITS	1'46.643	1'46.847 (40)
42	M.KAWAKAMI	25.663	S.JESPERSEN	23.634	A.POLANCO	30.238	I.FITRI BIN MAH	27.756	42	I.FITRI BIN MA	1'47.076	1'47.191 (42)
43	L.ORGIS	25.702	L.ORGIS	23.802	S.JESPERSEN	30.549	S.JESPERSEN	27.773	43	S.JESPERSEN	1'47.739	1'47.975 (43)
44	S.JESPERSEN	25.783	I.FITRI BIN MAH	23.879	L.ORGIS	30.811	L.ORGIS	27.831	44	L.ORGIS	1'48.146	1'48.226 (44)

DORNA DATA PROCESSING TIMING SERVICE DORNA DATA PROCESSING TIMING SERVICE DORNA DATA PROCESSING TIMING SERVICE DORNA DATA PROCESSING TIMING SERVICE DORNA DATA PROCESSING TIMING SERVICE DORNA DATA PROCESSING TIMING SERVICE DORNA DATA PROCESSING TIMING SERVICE DORNA DATA PROCESSING TIMING SERVICE DORNA DATA PROCESSING TIMING SERVICE DORNA DATA PROCESSING TIMING SERVICE DORNA DATA PROCESSING TIMING SERVICE DORNA DATA PROCESSING

**DORNA**



Results and timing service provided by TISSOT

Moto3 Junior

HJC HELMETS GRAND PRIX DE FRANCE

Qualifying Practice Nr. 1

Fastest Laps Sequence

<i>Practice Time</i>	<i>Rider</i>	<i>Nation</i>	<i>Motorcycle</i>	<i>Time</i>	<i>Km/h</i>	<i>Rider's Lap</i>
4'05.464	52 Jeremy ALCOBA	SPA	HONDA	1'46.053	142.0	2
5'51.091	52 Jeremy ALCOBA	SPA	HONDA	1'45.627	142.6	3
7'36.194	52 Jeremy ALCOBA	SPA	HONDA	1'45.103	143.3	4
9'21.119	52 Jeremy ALCOBA	SPA	HONDA	1'44.925	143.5	5
11'14.888	13 Celestino VIETTI RAMU	ITA	KTM	1'44.829	143.7	6
14'44.447	13 Celestino VIETTI RAMU	ITA	KTM	1'44.537	144.1	8
15'18.171	81 Aleix VIU	SPA	HONDA	1'44.478	144.2	8
41'33.195	81 Aleix VIU	SPA	HONDA	1'44.091	144.7	15
44'05.321	32 Ai OGURA	JPN	HONDA	1'43.865	145.0	18
48'21.511	23 Raul FERNANDEZ	SPA	KTM	1'43.731	145.2	18
48'31.997	52 Jeremy ALCOBA	SPA	HONDA	1'43.548	145.4	16
50'04.981	23 Raul FERNANDEZ	SPA	KTM	1'43.470	145.6	19
53'32.103	23 Raul FERNANDEZ	SPA	KTM	1'43.202	145.9	21
54'30.539	81 Aleix VIU	SPA	HONDA	1'43.082	146.1	20

DORNA DATA PROCESSING TIMING SERVICE DORNA DATA PROCESSING TIMING SERVICE DORNA DATA PROCESSING TIMING SERVICE DORNA DATA PROCESSING TIMING SERVICE DORNA DATA PROCESSING TIMING SERVICE DORNA DATA PROCESSING TIMING SERVICE DORNA DATA PROCESSING TIMING SERVICE DORNA DATA PROCESSING TIMING SERVICE DORNA DATA PROCCEESSS

