

**GRAN PREMIO D'ITALIA OAKLEY**  
**Free Practice Nr. 1**  
**Classification**

# RookiesCup

**3**

		Rider	Nation	Team	Motorcycle	Time	Lap Total	Gap	Top Speed
1	61	<b>Can ÖNCÜ</b>	TUR	Red Bull MotoGP Rookies Cup	KTM	<b>2'03.319</b>	14 14		<b>219.5</b>
2	66	<b>Adrian HUERTAS</b>	SPA	Red Bull MotoGP Rookies Cup	KTM	<b>2'03.573</b>	14 14	0.254 0.254	<b>222.1</b>
3	99	<b>Carlos TATAY</b>	SPA	Red Bull MotoGP Rookies Cup	KTM	<b>2'04.018</b>	12 14	0.699 0.445	<b>223.6</b>
4	28	<b>Adrian CARRASCO</b>	SPA	Red Bull MotoGP Rookies Cup	KTM	<b>2'04.143</b>	11 15	0.824 0.125	<b>224.2</b>
5	92	<b>Yuki KUNII</b>	JPN	Red Bull MotoGP Rookies Cup	KTM	<b>2'04.324</b>	14 14	1.005 0.181	<b>219.2</b>
6	30	<b>Max COOK</b>	GBR	Red Bull MotoGP Rookies Cup	KTM	<b>2'04.396</b>	14 14	1.077 0.072	<b>224.5</b>
7	83	<b>Meikon KAWAKAMI</b>	BRA	Red Bull MotoGP Rookies Cup	KTM	<b>2'04.587</b>	9 14	1.268 0.191	<b>220.2</b>
8	6	<b>Ryusei YAMANAKA</b>	JPN	Red Bull MotoGP Rookies Cup	KTM	<b>2'04.603</b>	15 15	1.284 0.016	<b>219.1</b>
9	19	<b>Sasha DE VITS</b>	BEL	Red Bull MotoGP Rookies Cup	KTM	<b>2'04.812</b>	14 14	1.493 0.209	<b>218.7</b>
10	31	<b>Gerry SALIM</b>	INA	Red Bull MotoGP Rookies Cup	KTM	<b>2'04.848</b>	10 13	1.529 0.036	<b>223.5</b>
11	43	<b>Steward GARCIA</b>	COL	Red Bull MotoGP Rookies Cup	KTM	<b>2'04.946</b>	14 14	1.627 0.098	<b>224.0</b>
12	11	<b>Dan JONES</b>	GBR	Red Bull MotoGP Rookies Cup	KTM	<b>2'05.003</b>	9 13	1.684 0.057	<b>225.1</b>
13	12	<b>Filip SALAC</b>	CZE	Red Bull MotoGP Rookies Cup	KTM	<b>2'05.098</b>	13 13	1.779 0.095	<b>218.8</b>
14	88	<b>Matteo PATACCA</b>	ITA	Red Bull MotoGP Rookies Cup	KTM	<b>2'05.102</b>	13 13	1.783 0.004	<b>215.5</b>
15	29	<b>Billy VAN EERDE</b>	AUS	Red Bull MotoGP Rookies Cup	KTM	<b>2'05.195</b>	14 14	1.876 0.093	<b>219.2</b>
16	7	<b>Barry BALTUS</b>	BEL	Red Bull MotoGP Rookies Cup	KTM	<b>2'05.271</b>	9 14	1.952 0.076	<b>220.2</b>
17	53	<b>Deniz ÖNCÜ</b>	TUR	Red Bull MotoGP Rookies Cup	KTM	<b>2'05.314</b>	13 13	1.995 0.043	<b>225.2</b>
18	3	<b>Pasquale ALFANO</b>	ITA	Red Bull MotoGP Rookies Cup	KTM	<b>2'05.515</b>	14 14	2.196 0.201	<b>224.9</b>
19	24	<b>Xavier ARTIGAS</b>	SPA	Red Bull MotoGP Rookies Cup	KTM	<b>2'05.873</b>	9 14	2.554 0.358	<b>224.2</b>
20	40	<b>Sean KELLY</b>	USA	Red Bull MotoGP Rookies Cup	KTM	<b>2'06.017</b>	12 14	2.698 0.144	<b>219.8</b>
21	5	<b>Simon JESPERSEN</b>	DEN	Red Bull MotoGP Rookies Cup	KTM	<b>2'06.267</b>	10 14	2.948 0.250	<b>224.6</b>
22	22	<b>Peetu PAAVILAINEN</b>	FIN	Red Bull MotoGP Rookies Cup	KTM	<b>2'06.336</b>	14 14	3.017 0.069	<b>217.9</b>
23	62	<b>Aidan LIEBENBERG</b>	RSA	Red Bull MotoGP Rookies Cup	KTM	<b>2'09.039</b>	11 13	5.720 2.703	<b>212.6</b>
24	44	<b>Nicolas HERNANDEZ</b>	COL	Red Bull MotoGP Rookies Cup	KTM	<b>2'10.895</b>	13 13	7.576 1.856	<b>216.9</b>

Practice condition: Dry

Air: 23°  
 Humidity: 59%  
 Ground: 35°

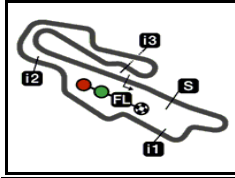
<b>Fastest Lap:</b>	Lap: 14	<b>Can ÖNCÜ</b>	<b>2'03.319</b>	153.1 Km/h
<b>Circuit Record Lap:</b>	2014	<b>Stefano MANZI</b>	<b>2'01.350</b>	155.5 Km/h
<b>Circuit Best Lap:</b>	2014	<b>Stefano MANZI</b>	<b>2'01.350</b>	155.5 Km/h

The results are provisional until the end of the limit for protest and appeals.

Time limit for protest expires 30' after publication of the results - ..... Time: .....

DORNA DATA PROCESSING TIMING SERVICE DORNA DATA PROCESSING TIMING SERVICE DORNA DATA PROCESSING TIMING SERVICE DORNA DATA PROCESSING TIMING SERVICE DORNA DATA PROCESSING TIMING SERVICE DORNA DATA PROCESSING TIMING SERVICE DORNA DATA PROCESSING TIMING SERVICE DORNA DATA PROCESSING TIMING SERVICE DORNA DATA PROCCESSSS

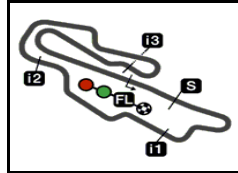




5245 m.

**GRAN PREMIO D'ITALIA OAKLEY****Free Practice Nr. 1****Top Speed & Average****4**

	Rider	Nation	Motorcycle	Top 5 speeds					Average	Top
53	<b>Deniz ÖNCÜ</b>	<b>TUR</b>	KTM	225.2	224.0	223.3	223.0	222.8	223.5	<b>225.2</b>
11	<b>Dan JONES</b>	<b>GBR</b>	KTM	225.1	225.1	224.2	222.9	222.4	223.7	<b>225.1</b>
3	<b>Pasquale ALFANO</b>	<b>ITA</b>	KTM	224.9	220.0	217.5	217.3	217.2	219.4	<b>224.9</b>
5	<b>Simon JESPERSEN</b>	<b>DEN</b>	KTM	224.6	223.8	223.2	222.6	222.4	223.3	<b>224.6</b>
30	<b>Max COOK</b>	<b>GBR</b>	KTM	224.5	224.1	223.3	223.0	223.0	223.6	<b>224.5</b>
24	<b>Xavier ARTIGAS</b>	<b>SPA</b>	KTM	224.2	223.1	223.0	223.0	222.8	223.2	<b>224.2</b>
28	<b>Adrian CARRASCO</b>	<b>SPA</b>	KTM	224.2	223.9	222.0	221.3	221.1	222.5	<b>224.2</b>
43	<b>Steward GARCIA</b>	<b>COL</b>	KTM	224.0	223.3	222.0	221.4	220.1	222.2	<b>224.0</b>
99	<b>Carlos TATAY</b>	<b>SPA</b>	KTM	223.6	222.3	221.0	220.6	220.5	221.6	<b>223.6</b>
31	<b>Gerry SALIM</b>	<b>INA</b>	KTM	223.5	223.4	223.0	222.9	222.2	222.9	<b>223.5</b>
66	<b>Adrian HUERTAS</b>	<b>SPA</b>	KTM	222.1	221.6	219.6	219.3	219.1	220.3	<b>222.1</b>
7	<b>Barry BALTUS</b>	<b>BEL</b>	KTM	220.2	219.4	219.3	219.2	218.3	219.3	<b>220.2</b>
83	<b>Meikon KAWAKAMI</b>	<b>BRA</b>	KTM	220.2	220.0	219.8	219.5	218.7	219.5	<b>220.2</b>
40	<b>Sean KELLY</b>	<b>USA</b>	KTM	219.8	219.3	219.0	218.8	218.6	219.1	<b>219.8</b>
61	<b>Can ÖNCÜ</b>	<b>TUR</b>	KTM	219.5	217.3	217.0	217.0	216.7	217.4	<b>219.5</b>
29	<b>Billy VAN EERDE</b>	<b>AUS</b>	KTM	219.2	217.9	217.7	217.5	217.2	217.9	<b>219.2</b>
92	<b>Yuki KUNII</b>	<b>JPN</b>	KTM	219.2	217.9	217.2	216.1	216.0	217.3	<b>219.2</b>
6	<b>Ryusei YAMANAKA</b>	<b>JPN</b>	KTM	219.1	218.9	218.7	218.5	218.2	218.7	<b>219.1</b>
12	<b>Filip SALAC</b>	<b>CZE</b>	KTM	218.8	218.8	218.0	217.3	217.1	218.0	<b>218.8</b>
19	<b>Sasha DE VITS</b>	<b>BEL</b>	KTM	218.7	218.0	217.8	217.4	216.9	217.8	<b>218.7</b>
22	<b>Peetu PAAVILAINEN</b>	<b>FIN</b>	KTM	217.9	217.8	217.6	217.5	217.2	217.6	<b>217.9</b>
44	<b>Nicolas HERNANDEZ</b>	<b>COL</b>	KTM	216.9	216.6	216.3	216.0	215.9	216.3	<b>216.9</b>
88	<b>Matteo PATACCA</b>	<b>ITA</b>	KTM	215.5	214.5	214.5	214.4	213.8	214.5	<b>215.5</b>
62	<b>Aidan LIEBENBERG</b>	<b>RSA</b>	KTM	212.6	212.5	211.8	210.7	210.7	211.7	<b>212.6</b>



5245 m.

## GRAN PREMIO D'ITALIA OAKLEY

### Free Practice Nr. 1

### Chronological Analysis of Performances

**5**

\* Lap / Sector time cancelled      T1 Time from finish line to 1st intermedate      T3 Time from 2nd intermed. to 3rd intermed.  
P Crossing the finish line in pit lane      T2 Time from 1st intermed. to 2nd intermed.      T4 Time from 3rd intermediate to finish line

Lap	Lap Time	T1	T2	T3	T4	Speed	Lap	Lap Time	T1	T2	T3	T4	Speed
<b>1st 61 Can ÖNCÜ</b> Red Bull MotoGP Roo TUR													
Runs=1 Total laps=14 Full laps=13							11 <b>2'04.394</b> 29.758 25.568 39.110 29.958 221.0						
							12 <b>2'04.018</b> 29.647 25.538 38.962 29.871 218.6						
							13 <b>2'04.350</b> 29.815 25.647 38.859 30.029 218.5						
							14 <b>2'04.129</b> 29.825 25.547 38.794 29.963 218.8						
1	3'08.857	34.886	28.350	42.293	31.525	149.3							
2	<b>2'09.537</b>	30.970	26.917	40.938	30.712	215.6							
3	<b>2'07.665</b>	30.450	26.459	39.944	30.812	216.6							
4	<b>2'06.587</b>	30.355	26.324	39.620	30.288	215.8							
5	<b>2'06.813</b>	29.987	26.315	40.092	30.419	219.5							
6	<b>2'05.766</b>	30.252	26.100	39.325	30.089	215.1							
7	<b>2'06.566</b>	30.147	26.184	39.807	30.428	217.0							
8	<b>2'05.068</b>	29.979	25.998	39.017	30.074	216.7							
9	<b>2'05.043</b>	30.044	25.805	39.085	30.109	216.7							
10	<b>2'04.960</b>	29.947	25.809	39.172	30.032	216.6							
11	<b>2'04.398</b>	29.865	25.648	38.859	30.026	215.5							
12	<b>2'04.240</b>	30.000	25.662	38.774	29.804	215.0							
13	<b>2'03.847</b>	29.848	25.459	38.738	29.802	217.3							
14	<b>2'03.319</b>	29.730	25.412	38.577	29.600	217.0							
<b>4th 28 Adrian CARRASCO</b> Red Bull MotoGP Roo SPA													
Runs=1 Total laps=15 Full laps=14							11 <b>2'04.143</b> 29.868 25.593 38.884 29.798 218.6						
							12 <b>2'04.667</b> 29.719 25.937 39.093 29.918 220.1						
							13 <b>2'04.821</b> 30.052 25.555 39.211 30.003 218.3						
							14 <b>2'05.238</b> 29.850 25.871 39.435 30.082 220.0						
							15 <b>2'04.385</b> 29.918 25.338 39.340 29.789 218.1						
1	2'35.152	36.649	29.630	42.899	31.062	150.8							
2	<b>2'10.290</b>	31.282	27.207	40.963	30.838	222.0							
3	<b>2'06.990</b>	30.390	26.340	39.968	30.292	219.3							
4	<b>2'08.532</b>	30.696	26.917	40.608	30.311	223.9							
5	<b>2'05.944</b>	30.052	25.953	40.037	29.902	224.2							
6	<b>2'06.082</b>	30.205	26.277	39.456	30.144	221.3							
7	<b>2'05.335</b>	30.029	25.907	39.379	30.020	221.1							
8	<b>2'05.316</b>	29.965	25.785	39.350	30.216	219.8							
9	<b>2'04.812</b>	30.021	25.691	39.233	29.867	218.3							
10	<b>2'05.477</b>	30.073	25.647	39.149	30.608	219.0							
<b>2nd 66 Adrian HUERTAS</b> Red Bull MotoGP Roo SPA													
Runs=2 Total laps=14 Full laps=11							11 <b>2'04.667</b> 29.719 25.937 39.093 29.918 220.1						
							12 <b>2'04.821</b> 30.052 25.555 39.211 30.003 218.3						
							13 <b>2'05.238</b> 29.850 25.871 39.435 30.082 220.0						
							14 <b>2'04.385</b> 29.918 25.338 39.340 29.789 218.1						
1	2'35.325	36.704	28.937	42.531	30.935	157.5							
2	<b>2'10.549</b>	31.716	27.438	40.854	30.541	218.8							
3	<b>2'06.888</b>	30.626	26.543	39.862	29.857	219.1							
4	<b>2'06.339</b>	30.345	26.306	39.888	29.800	219.3							
5	<b>2'05.282</b>	30.150	25.838	39.522	29.772	222.1							
6	<b>2'04.702</b>	30.110	25.734	39.174	29.684	218.8							
7	<b>2'04.293</b>	29.821	25.760	39.047	29.665	221.6							
8	<b>2'04.057</b>	29.931	25.587	38.820	29.719	219.6							
9	2'05.486 P	30.057	25.949	41.298	28.182	217.7							
10	2'08.848	33.503	26.336	39.128	29.881	155.7							
11	<b>2'04.234</b>	30.019	25.541	38.898	29.776	217.0							
12	<b>2'03.682</b>	29.755	25.587	38.675	29.665	218.1							
13	<b>2'04.319</b>	29.934	25.498	39.011	29.876	217.4							
14	<b>2'03.573</b>	29.777	25.596	38.843	29.357	219.0							
<b>5th 92 Yuki KUNII</b> Red Bull MotoGP Roo JPN													
Runs=2 Total laps=14 Full laps=11							11 <b>2'04.324</b> P 30.626 214.5						
							12 2'11.874 35.290 26.382 39.771 30.431 130.0						
							13 <b>2'05.454</b> 30.369 25.770 39.087 30.228 215.0						
							14 <b>2'04.324</b> 30.028 25.548 38.755 29.993 216.1						
1	2'32.071	35.805	28.267	42.497	30.741	153.1							
2	<b>2'09.739</b>	31.374	26.975	40.963	30.427	217.2							
3	<b>2'08.111</b>	30.843	26.392	40.565	30.311	211.8							
4	<b>2'07.390</b>	30.678	26.245	40.122	30.345	213.3							
5	<b>2'06.601</b>	30.664	26.022	39.582	30.333	215.1							
6	<b>2'05.234</b>	30.190	25.881	39.130	30.033	216.0							
7	<b>2'05.761</b>	30.277	26.201	39.254	30.029	215.0							
8	<b>2'04.725</b>	30.132	25.680	38.925	29.988	215.6							
9	<b>2'04.498</b>	29.867	25.566	39.262	29.803	219.2							
10	<b>2'05.295</b>	29.969	25.942	39.255	30.129	217.9							
<b>3rd 99 Carlos TATAY</b> Red Bull MotoGP Roo SPA													
Runs=2 Total laps=14 Full laps=11							11 <b>2'04.324</b> P 30.626 214.5						
							12 2'11.874 35.290 26.382 39.771 30.431 130.0						
							13 <b>2'05.454</b> 30.369 25.770 39.087 30.228 215.0						
							14 <b>2'04.324</b> 30.028 25.548 38.755 29.993 216.1						
1	2'36.421	37.518	29.050	42.553	31.119	152.0							
2	<b>2'08.926</b>	31.119	26.803	40.488	30.516	220.6							
3	<b>2'06.555</b>	30.137	26.003	40.131	30.284	216.1							
4	<b>2'05.396</b>	29.950	25.803	39.404	30.239	223.6							
5	<b>2'04.721</b>	30.085	25.669	39.189	29.778	218.0							
6	<b>2'05.188</b>	29.879	25.780	39.374	30.155	222.3							
7	<b>2'05.725</b>	30.568	25.894	39.290	29.973	220.2							
8	<b>2'04.495</b>	29.886	25.583	38.940	30.086	220.5							
9	2'03.143 P	30.728	25.877	39.442	27.096	219.1							
10	2'10.285	34.310	25.918	39.418	30.639	129.1							
<b>6th 30 Max COOK</b> Red Bull MotoGP Roo GBR													
Runs=1 Total laps=14 Full laps=13							11 <b>2'04.324</b> P 30.626 214.5						
							12 2'11.874 35.290 26.382 39.771 30.431 130.0						
							13 <b>2'05.454</b> 30.369 25.770 39.087 30.228 215.0						
							14 <b>2'04.324</b> 30.028 25.548 38.755 29.993 216.1						
1	2'38.434	37.535	29.596	43.193	31.662	153.4							
2	<b>2'10.086</b>	31.355	27.019	41.182	30.530	224.1							
3	<b>2'07.566</b>	30.652	26.472	40.269	30.173	224.5							
4	<b>2'06.334</b>	30.464	26.136	39.764	29.970	221.9							

**Fastest Lap:** Can ÖNCÜ Red Bull MotoGP Roo TUR **2'03.319** 29.730 25.412 38.577 29.600

DORNA DATA PROCESSING TIMING SERVICE DORNA DATA PROCESSING TIMING SERVICE DORNA DATA PROCESSING TIMING SERVICE DORNA DATA PROCESSING TIMING SERVICE DORNA DATA PROCESSING TIMING SERVICE DORNA DATA PROCESSING TIMING SERVICE DORNA DATA PROCESSING TIMING SERVICE DORNA DATA PROCESSING TIMING SERVICE DORNA DATA PROCESSING TIMING SERVICE DORNA DATA PROCCESSS







## Free Practice Nr. 1

## RookiesCup

Lap	Lap Time	T1	T2	T3	T4	Speed	Lap	Lap Time	T1	T2	T3	T4	Speed
<b>13th</b>	<b>12</b>	<b>Filip SALAC</b> Red Bull MotoGP Roo CZE					6	<b>2'05.380</b>	30.277	25.790	39.130	30.183	219.2
		Runs=2			Total laps=13	Full laps=10	7	<b>2'05.530</b>	30.115	25.898	39.092	30.425	218.3
1	2'34.121	37.612	29.349	42.765	31.517	148.1	8	2'05.097 *	30.266	25.753	38.826*	30.252	220.2
2	<b>2'11.180</b>	31.470	27.525	41.145	31.040	216.2	9	<b>2'05.271</b>	30.230	25.466	39.246	30.329	219.4
3	<b>2'07.500</b>	30.802	26.732	39.913	30.053	216.5	10	<b>2'06.426</b>	30.166	26.295	39.621	30.344	219.3
4	<b>2'07.639</b>	30.687	26.402	40.302	30.248	216.5	11	1'00.013 P	30.135				216.8
5	2'06.570 P	30.370	25.970	40.130	30.100	217.1	12	2'14.486	38.818	25.953	39.316	30.399	109.5
6	2'12.211	33.609	26.431	41.033	31.138	153.4	13	<b>2'06.370</b>	30.310	26.211	39.248	30.601	213.3
7	<b>2'07.413</b>	30.402	26.296	40.283	30.432	218.8	14	<b>2'05.442</b>	30.412	25.736	38.994	30.300	211.2
8	<b>2'06.594</b>	30.405	26.157	39.833	30.199	218.8	<b>17th</b>						
9	<b>2'06.531</b>	30.369	26.081	39.830	30.251	218.0	<b>53</b> Deniz ÖNCÜ Red Bull MotoGP Roo TUR						
10	<b>2'06.138</b>	30.322	25.873	39.821	30.122	215.7	Runs=2			Total laps=13	Full laps=9		
11	<b>2'05.821</b>	30.201	26.012	39.557	30.051	216.9	1	2'31.620	35.621	28.127	42.530	30.790	152.5
12	<b>2'06.251</b>	30.119	26.079	39.700	30.353	217.3	2	<b>2'09.746</b>	31.506	27.064	41.030	30.146	225.2
13	<b>2'05.098</b>	30.086	25.726	39.459	29.827	216.3	3	<b>2'10.770</b>	32.868	27.084	40.713	30.105	222.8
							4	2'07.572 *	30.563	26.651	40.300*	30.058	222.6
							5	<b>2'06.852</b>	30.544	26.333	39.939	30.036	220.7
							6	<b>2'07.046</b>	30.476	26.826	39.737	30.007	224.0
							7	<b>2'05.932</b>	30.099	26.130	39.722	29.981	223.0
							8	<b>2'07.418</b>	30.839	26.246	40.177	30.156	223.3
							9	<b>2'05.647</b>	30.220	26.015	39.469	29.943	222.1
							10	1'04.349 P	33.575				222.1
							11	2'09.941	34.379	26.213	39.505	29.844	139.6
							12	<b>2'05.807</b>	30.235	25.919	39.540	30.113	222.8
							13	<b>2'05.314</b>	30.185	25.858	39.414	29.857	221.4
							<b>18th</b>						
							<b>3</b> Pasquale ALFANO Red Bull MotoGP Roo ITA						
			Runs=2			Total laps=14	Full laps=11						
1	2'37.783	36.491	28.959	43.310	33.622	154.4	1	2'37.783	36.491	28.959	43.310	33.622	154.4
2	<b>2'09.585</b>	30.892	26.593	41.256	30.844	220.0	2	<b>2'09.585</b>	30.892	26.593	41.256	30.844	220.0
3	<b>2'11.987</b>	30.984	28.702	40.971	31.330	224.9	3	<b>2'11.987</b>	30.984	28.702	40.971	31.330	224.9
4	<b>2'07.733</b>	30.688	26.403	39.880	30.762	217.0	4	<b>2'07.733</b>	30.688	26.403	39.880	30.762	217.0
5	<b>2'07.744</b>	30.751	26.468	39.929	30.596	217.2	5	<b>2'07.744</b>	30.751	26.468	39.929	30.596	217.2
6	<b>2'06.848</b>	30.444	26.174	39.751	30.479	214.4	6	<b>2'06.848</b>	30.444	26.174	39.751	30.479	214.4
7	<b>2'06.094</b>	30.399	25.973	39.470	30.252	217.5	7	<b>2'06.094</b>	30.399	25.973	39.470	30.252	217.5
8	2'07.195 P	30.404	26.322	40.940	29.529	217.3	8	2'07.195 P	30.404	26.322	40.940	29.529	217.3
9	2'13.207	34.200	27.121	41.007	30.879	145.1	9	2'13.207	34.200	27.121	41.007	30.879	145.1
10	<b>2'07.450</b>	30.856	26.293	39.810	30.491	211.9	10	<b>2'07.450</b>	30.856	26.293	39.810	30.491	211.9
11	<b>2'06.737</b>	30.636	26.386	39.480	30.235	210.6	11	<b>2'06.737</b>	30.636	26.386	39.480	30.235	210.6
12	<b>2'08.663</b>	30.371	27.924	39.854	30.514	214.2	12	<b>2'08.663</b>	30.371	27.924	39.854	30.514	214.2
13	<b>2'06.121</b>	30.537	25.997	39.166	30.421	211.5	13	<b>2'06.121</b>	30.537	25.997	39.166	30.421	211.5
14	<b>2'05.515</b>	30.309	25.813	39.151	30.242	212.3	14	<b>2'05.515</b>	30.309	25.813	39.151	30.242	212.3
							<b>19th</b>						
							<b>24</b> Xavier ARTIGAS Red Bull MotoGP Roo SPA						
			Runs=2			Total laps=14	Full laps=11						
1	2'36.078	36.960	29.185	42.995	31.218	150.3	1	2'36.078	36.960	29.185	42.995	31.218	150.3
2	<b>2'10.446</b>	31.217	27.483	41.236	30.510	222.0	2	<b>2'10.446</b>	31.217	27.483	41.236	30.510	222.0
3	<b>2'08.471</b>	30.881	26.906	40.599	30.085	222.6	3	<b>2'08.471</b>	30.881	26.906	40.599	30.085	222.6
4	<b>2'07.306</b>	30.563	26.518	40.147	30.078	223.0	4	<b>2'07.306</b>	30.563	26.518	40.147	30.078	223.0
5	<b>2'06.943</b>	30.308	26.418	40.173	30.044	223.1	5	<b>2'06.943</b>	30.308	26.418	40.173	30.044	223.1
6	<b>2'06.065</b>	30.187	26.074	39.840	29.964	222.4	6	<b>2'06.065</b>	30.187	26.074	39.840	29.964	222.4
7	<b>2'05.917</b>	30.099	25.937	39.870	30.011	222.8	7	<b>2'05.917</b>	30.099	25.937	39.870	30.011	222.8
8	<b>2'05.926</b>	30.166	25.961	39.832	29.967	224.2	8	<b>2'05.926</b>	30.166	25.961	39.832	29.967	224.2
9	<b>2'05.873</b>	30.410	26.181	39.545	29.737	219.2	9	<b>2'05.873</b>	30.410	26.181	39.545	29.737	219.2
10	1'00.966 P	30.888				223.0	10	1'00.966 P	30.888				223.0
11	2'15.540	38.141	26.486	40.577	30.336	110.1	11	2'15.540	38.141	26.486	40.577	30.336	110.1
							<b>16th</b>						
							<b>7</b> Barry BALTUS Red Bull MotoGP Roo BEL						
			Runs=2			Total laps=14	Full laps=10						
1	2'29.861	36.405	28.547	42.202	32.037	144.2	1	2'29.861	36.405	28.547	42.202	32.037	144.2
2	<b>2'11.469</b>	31.692	27.403	41.461	30.913	213.3	2	<b>2'11.469</b>	31.692	27.403	41.461	30.913	213.3
3	<b>2'08.252</b>	30.696	26.435	40.078	31.043	218.0	3	<b>2'08.252</b>	30.696	26.435	40.078	31.043	218.0
4	<b>2'07.515</b>	30.705	26.348	39.764	30.698	213.0	4	<b>2'07.515</b>	30.705	26.348	39.764	30.698	213.0
5	<b>2'06.974</b>	30.844	26.189	39.338	30.603	213.6	5	<b>2'06.974</b>	30.844	26.189	39.338	30.603	213.6

**Fastest Lap:** Can ÖNCÜ Red Bull MotoGP Roo TUR **2'03.319** 29.730 25.412 38.577 29.600

DORNA DATA PROCESSING TIMING SERVICE DORNA DATA PROCESSING TIMING SERVICE DORNA DATA PROCESSING TIMING SERVICE DORNA DATA PROCESSING TIMING SERVICE DORNA DATA PROCESSING TIMING SERVICE DORNA DATA PROCESSING TIMING SERVICE DORNA DATA PROCESSING TIMING SERVICE DORNA DATA PROCESSING TIMING SERVICE DORNA DATA PROCESSING TIMING SERVICE DORNA DATA PROCESSES

# Free Practice Nr. 1

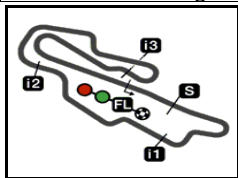
# RookiesCup

Lap	Lap Time	T1	T2	T3	T4	Speed	Lap	Lap Time	T1	T2	T3	T4	Speed
12	<b>2'06.952</b>	30.467	26.179	40.134	30.172	217.9	<b>23rd</b> <b>62</b>	<b>Aidan LIEBENBER</b>	Red Bull MotoGP Roo RSA				
13	<b>2'06.352</b>	30.166	26.061	40.059	30.066	219.2			Runs=2	Total laps=13	Full laps=10		
14	<b>2'06.294</b>	30.151	26.016	39.955	30.172	218.4			1	2'46.513	39.825	31.097	46.811
<b>20th</b> <b>40</b>	<b>Sean KELLY</b>	Red Bull MotoGP Roo USA					2	<b>2'18.653</b>	32.745	29.381	44.260	32.267	<b>212.6</b>
		Runs=3	Total laps=14	Full laps=9			3	<b>2'14.715</b>	31.826	27.980	43.057	31.852	212.5
1	2'29.706	36.232	28.767	42.728	31.465	144.4	4	<b>2'12.606</b>	31.529	27.747	41.890	31.440	211.8
2	<b>2'11.523</b>	31.622	27.516	41.438	30.947	217.0	5	<b>2'12.198</b>	31.470	27.446	41.725	31.557	210.7
3	<b>2'08.493</b>	30.576	26.821	40.535	30.561	219.0	6	<b>2'11.277</b>	31.055	26.856	41.807	31.559	209.7
4	<b>2'07.576</b>	30.399	26.622	40.152	30.403	218.6	7	<b>2'10.673</b>	30.833	27.140	41.479	31.221	209.5
5	<b>2'07.088</b>	30.362	26.245	40.260	30.221	219.3	8	2'10.625 P	31.361	27.010	41.601	30.653	210.4
6	<b>2'06.776</b>	30.364	26.205	39.969	30.238	<b>219.8</b>	9	2'17.333	37.862	27.315	41.350	30.806	115.2
7	2'11.418 P	30.228	26.267	40.195	34.728	217.4	10	<b>2'09.686</b>	30.999	27.002	40.854	30.831	210.7
8	2'11.845	33.888	27.192	40.399	30.366	151.7	11	<b>2'09.039</b>	30.975	<b>26.507</b>	<b>40.717</b>	30.840	209.9
9	<b>2'06.805</b>	30.238	26.230	40.381	<b>29.956</b>	218.8	12	<b>2'09.807</b>	<b>30.828</b>	27.363	40.845	<b>30.771</b>	209.7
10	<b>2'06.258</b>	<b>30.053</b>	26.259	39.693	30.253	217.6	13	<b>2'10.872</b>	31.018	26.721	41.800	31.333	209.6
11	<b>2'06.086</b>	30.318	<b>26.082</b>	39.726	29.960	215.7	<b>24th</b> <b>44</b>	<b>Nicolas HERNANDE</b>	Red Bull MotoGP Roo COL				
12	<b>2'06.017</b>	30.175	26.172	<b>39.666</b>	30.004	218.4		Runs=1	Total laps=13	Full laps=12			
13	1'00.669 P	30.140				215.4	1	3'19.806	45.629	33.581	48.459	35.539	95.9
14	2'10.653	33.484	26.796	40.224	30.149	150.9	2	<b>2'25.233</b>	35.370	29.555	46.666	33.642	196.8
<b>21st</b> <b>5</b>	<b>Simon JESPERSEN</b>	Red Bull MotoGP Roo DEN					3	<b>2'18.748</b>	33.638	28.335	43.643	33.132	215.5
		Runs=1	Total laps=14	Full laps=13			4	<b>2'17.014</b>	32.350	28.448	43.632	32.584	215.9
1	2'34.993	37.393	29.676	43.135	31.468	147.1	5	<b>2'16.055</b>	32.080	28.082	43.321	32.572	215.3
2	<b>2'11.768</b>	31.932	27.298	41.902	30.636	223.8	6	<b>2'15.112</b>	32.283	27.594	42.912	32.323	215.6
3	<b>2'08.967</b>	31.068	26.834	40.812	30.253	<b>224.6</b>	7	<b>2'15.079</b>	32.213	27.691	42.712	32.463	216.3
4	<b>2'07.791</b>	30.780	26.927	39.987	30.097	221.7	8	<b>2'14.083</b>	31.795	27.599	42.463	32.226	216.0
5	<b>2'06.958</b>	30.514	26.372	40.014	30.058	222.6	9	<b>2'13.590</b>	32.023	27.684	42.107	31.776	214.6
6	<b>2'07.573</b>	30.574	26.817	39.982	30.200	222.4	10	<b>2'13.256</b>	31.602	27.454	42.608	31.592	213.8
7	<b>2'07.118</b>	30.552	26.483	39.987	30.096	223.2	11	<b>2'12.098</b>	31.513	27.306	42.034	<b>31.245</b>	216.6
8	<b>2'07.407</b>	30.654	26.302	40.291	30.160	220.5	12	<b>2'11.292</b>	31.377	<b>26.981</b>	41.636	31.298	213.3
9	<b>2'06.352</b>	30.419	26.177	<b>39.697</b>	30.059	219.1	13	<b>2'10.895</b>	<b>31.128</b>	27.043	<b>41.353</b>	31.371	<b>216.9</b>
10	<b>2'06.267</b>	<b>30.321</b>	26.172	39.774	<b>30.000</b>	220.4							
11	<b>2'06.926</b>	30.484	26.006	39.899	30.537	216.5							
12	<b>2'06.994</b>	30.448	<b>25.979</b>	40.217	30.350	214.3							
13	<b>2'07.085</b>	30.408	26.085	40.091	30.501	215.4							
14	<b>2'06.374</b>	30.348	26.014	39.768	30.244	220.0							
<b>22nd</b> <b>22</b>	<b>Peetu PAAVILAINEN</b>	Red Bull MotoGP Roo FIN											
		Runs=1	Total laps=14	Full laps=12									
1	2'31.244	36.027	29.505	43.332	31.616	156.7							
2	<b>2'11.512</b>	31.496	27.145	41.962	30.909	214.1							
3	<b>2'09.161</b>	30.965	26.668	40.679	30.849	214.6							
4	<b>2'09.040</b>	31.066	26.817	40.695	30.462	216.2							
5	<b>2'08.880</b>	31.184	26.758	40.880	30.058	215.0							
6	<b>2'07.901</b>	30.812	27.085	39.948	<b>30.056</b>	217.2							
7	<b>2'07.091</b>	30.683	26.454	39.698	30.256	<b>217.9</b>							
8	<b>2'07.189</b>	30.609	26.328	39.818	30.434	217.5							
9	2'06.126 *	30.371	26.063	39.512*	30.180	214.4							
10	<b>2'06.522</b>	30.397	26.178	39.770	30.177	217.6							
11	<b>2'07.016</b>	30.332	26.387	40.045	30.252	213.7							
12	<b>2'06.851</b>	<b>30.282</b>	26.161	39.963	30.445	217.1							
13	<b>2'07.464</b>	30.300	26.274	40.395	30.495	217.8							
14	<b>2'06.336</b>	30.404	<b>26.026</b>	<b>39.545</b>	30.361	215.9							

<b>Fastest Lap:</b> Can ÖNCÜ	Red Bull MotoGP Roo TUR	<b>2'03.319</b>	29.730	25.412	38.577	29.600
------------------------------	-------------------------	-----------------	--------	--------	--------	--------

DORNA DATA PROCESSING TIMING SERVICE DORNA DATA PROCESSING TIMING SERVICE DORNA DATA PROCESSING TIMING SERVICE DORNA DATA PROCESSING TIMING SERVICE DORNA DATA PROCESSING TIMING SERVICE DORNA DATA PROCESSING TIMING SERVICE DORNA DATA PROCESSING TIMING SERVICE DORNA DATA PROCESSING TIMING SERVICE DORNA DATA PROCESSING TIMING SERVICE DORNA DATA PROCCESSS





5245 m.

## GRAN PREMIO D'ITALIA OAKLEY

## Free Practice Nr. 1

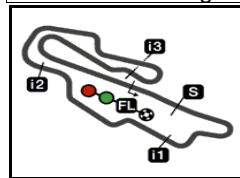
## Best Partial Times

## RookiesCup

*IT* Ideal Lap Time, sum of the best partial times*BT* Best Lap Time

<i>T1</i>			<i>T2</i>			<i>T3</i>			<i>T4</i>			<i>Pos</i>	<i>Rider</i>	<i>IT</i>	<i>BT</i>
<i>Pos</i>	<i>Rider</i>	<i>Time</i>	<i>Rider</i>	<i>Time</i>	<i>Rider</i>	<i>Time</i>	<i>Rider</i>	<i>Time</i>	<i>Rider</i>	<i>Time</i>	<i>Pos</i>	<i>Rider</i>	<i>IT</i>	<i>BT</i>	
1	C.TATAY	29.647	A.CARRASCO	25.338	C.ÖNCÜ	38.577	A.HUERTAS	29.357	1	A.HUERTAS	2'03.285	2'03.573	(2)		
2	A.CARRASCO	29.719	R.YAMANAKA	25.354	A.HUERTAS	38.675	C.ÖNCÜ	29.600	2	C.ÖNCÜ	2'03.319	2'03.319	(1)		
3	C.ÖNCÜ	29.730	C.ÖNCÜ	25.412	Y.KUNII	38.755	M.KAWAKAMI	29.623	3	A.CARRASCO	2'03.730	2'04.143	(4)		
4	M.COOK	29.751	S.DE VITS	25.460	C.TATAY	38.794	D.JONES	29.692	4	C.TATAY	2'03.757	2'04.018	(3)		
5	A.HUERTAS	29.755	B.BALTUS	25.466	A.CARRASCO	38.884	X.ARTIGAS	29.737	5	Y.KUNII	2'03.973	2'04.324	(5)		
6	D.JONES	29.858	A.HUERTAS	25.498	B.BALTUS	38.994	S.GARCIA	29.766	6	R.YAMANAKA	2'04.144	2'04.603	(8)		
7	R.YAMANAKA	29.860	C.TATAY	25.538	M.PATACCA	38.996	G.SALIM	29.776	7	M.COOK	2'04.396	2'04.396	(6)		
8	Y.KUNII	29.867	Y.KUNII	25.548	R.YAMANAKA	39.075	C.TATAY	29.778	8	M.KAWAKAMI	2'04.500	2'04.587	(7)		
9	B.VAN EERDE	29.922	M.PATACCA	25.561	G.SALIM	39.089	A.CARRASCO	29.789	9	G.SALIM	2'04.586	2'04.848	(10)		
10	G.SALIM	29.942	M.COOK	25.601	S.DE VITS	39.112	M.COOK	29.803	10	S.GARCIA	2'04.710	2'04.946	(11)		
11	S.GARCIA	29.980	S.GARCIA	25.656	M.KAWAKAMI	39.127	Y.KUNII	29.803	11	B.BALTUS	2'04.758	2'05.271	(16)		
12	S.KELLY	30.053	M.KAWAKAMI	25.683	P.ALFANO	39.151	F.SALAC	29.827	12	D.JONES	2'04.782	2'05.003	(12)		
13	M.KAWAKAMI	30.067	F.SALAC	25.726	M.COOK	39.241	D.ÖNCÜ	29.844	13	S.DE VITS	2'04.812	2'04.812	(9)		
14	F.SALAC	30.086	G.SALIM	25.779	B.VAN EERDE	39.257	R.YAMANAKA	29.855	14	B.VAN EERDE	2'04.874	2'05.195	(15)		
15	X.ARTIGAS	30.099	D.JONES	25.798	S.GARCIA	39.308	B.VAN EERDE	29.855	15	M.PATACCA	2'05.071	2'05.102	(14)		
16	D.ÖNCÜ	30.099	P.ALFANO	25.813	D.ÖNCÜ	39.414	S.DE VITS	29.887	16	F.SALAC	2'05.098	2'05.098	(13)		
17	B.BALTUS	30.115	B.VAN EERDE	25.840	D.JONES	39.434	S.KELLY	29.956	17	D.ÖNCÜ	2'05.215	2'05.314	(17)		
18	P.PAAVILAINEN	30.282	D.ÖNCÜ	25.858	F.SALAC	39.459	S.JESPERSEN	30.000	18	X.ARTIGAS	2'05.318	2'05.873	(19)		
19	P.ALFANO	30.309	X.ARTIGAS	25.937	P.PAAVILAINEN	39.545	P.PAAVILAINEN	30.056	19	P.ALFANO	2'05.508	2'05.515	(18)		
20	S.JESPERSEN	30.321	S.JESPERSEN	25.979	X.ARTIGAS	39.545	M.PATACCA	30.165	20	S.KELLY	2'05.757	2'06.017	(20)		
21	M.PATACCA	30.349	P.PAAVILAINEN	26.026	S.KELLY	39.666	B.BALTUS	30.183	21	P.PAAVILAINEN	2'05.909	2'06.336	(22)		
22	S.DE VITS	30.353	S.KELLY	26.082	S.JESPERSEN	39.697	P.ALFANO	30.235	22	S.JESPERSEN	2'05.997	2'06.267	(21)		
23	A.LIEBENBERG	30.828	A.LIEBENBERG	26.507	A.LIEBENBERG	40.717	A.LIEBENBERG	30.771	23	A.LIEBENBERG	2'08.823	2'09.039	(23)		
24	N.HERNANDEZ	31.128	N.HERNANDEZ	26.981	N.HERNANDEZ	41.353	N.HERNANDEZ	31.245	24	N.HERNANDEZ	2'10.707	2'10.895	(24)		






5245 m.

**GRAN PREMIO D'ITALIA OAKLEY**

## Free Practice Nr. 1

## Fastest Laps Sequence

**RookiesCup**

<i>Practice Time</i>	 <i>Rider</i>	<i>Nation</i>	<i>Motorcycle</i>	<i>Time</i>	<i>Km/h</i>	<i>Rider's Lap</i>
<b>4'40.342</b>	6 Ryusei YAMANAKA	JPN	KTM	<b>2'09.958</b>	145.2	2
<b>4'41.366</b>	53 Deniz ÖNCÜ	TUR	KTM	<b>2'09.746</b>	145.5	2
<b>4'41.810</b>	92 Yuki KUNII	JPN	KTM	<b>2'09.739</b>	145.5	2
<b>4'45.347</b>	99 Carlos TATAY	SPA	KTM	<b>2'08.926</b>	146.4	2
<b>6'48.186</b>	6 Ryusei YAMANAKA	JPN	KTM	<b>2'07.844</b>	147.6	3
<b>6'51.902</b>	99 Carlos TATAY	SPA	KTM	<b>2'06.555</b>	149.1	3
<b>8'57.298</b>	99 Carlos TATAY	SPA	KTM	<b>2'05.396</b>	150.5	4
<b>11'02.019</b>	99 Carlos TATAY	SPA	KTM	<b>2'04.721</b>	151.3	5
<b>13'09.085</b>	66 Adrian HUERTAS	SPA	KTM	<b>2'04.702</b>	151.4	6
<b>15'13.378</b>	66 Adrian HUERTAS	SPA	KTM	<b>2'04.293</b>	151.9	7
<b>17'17.435</b>	66 Adrian HUERTAS	SPA	KTM	<b>2'04.057</b>	152.2	8
<b>27'27.752</b>	99 Carlos TATAY	SPA	KTM	<b>2'04.018</b>	152.2	12
<b>27'36.978</b>	66 Adrian HUERTAS	SPA	KTM	<b>2'03.682</b>	152.6	12
<b>30'22.666</b>	61 Can ÖNCÜ	TUR	KTM	<b>2'03.319</b>	153.1	14