

5245 m.

## GRAN PREMIO D'ITALIA OAKLEY

## Free Practice Nr. 2

## Top Speed &amp; Average

4



Rider	Nation	Motorcycle	Top 5 speeds					Average	Top
30 <b>Max COOK</b>	<b>GBR</b>	KTM	230.8	228.8	225.9	225.3	222.1	226.6	<b>230.8</b>
19 <b>Sasha DE VITS</b>	<b>BEL</b>	KTM	229.8	229.2	229.1	226.8	226.0	228.2	<b>229.8</b>
92 <b>Yuki KUNII</b>	<b>JPN</b>	KTM	229.5	227.6	226.9	226.0	225.7	227.1	<b>229.5</b>
24 <b>Xavier ARTIGAS</b>	<b>SPA</b>	KTM	227.2	226.5	225.7	224.6	224.3	225.7	<b>227.2</b>
83 <b>Meikon KAWAKAMI</b>	<b>BRA</b>	KTM	225.8	225.1	223.9	223.5	222.9	224.2	<b>225.8</b>
99 <b>Carlos TATAY</b>	<b>SPA</b>	KTM	225.8	225.6	224.0	222.8	221.6	224.0	<b>225.8</b>
5 <b>Simon JESPERSEN</b>	<b>DEN</b>	KTM	225.6	225.0	224.9	224.5	224.3	224.9	<b>225.6</b>
40 <b>Sean KELLY</b>	<b>USA</b>	KTM	225.5	225.0	224.3	223.2	222.9	224.2	<b>225.5</b>
31 <b>Gerry SALIM</b>	<b>INA</b>	KTM	224.5	224.5	223.2	222.4	222.1	223.1	<b>224.5</b>
22 <b>Peetu PAAVILAINEN</b>	<b>FIN</b>	KTM	224.4	224.1	223.4	221.9	221.2	223.0	<b>224.4</b>
43 <b>Steward GARCIA</b>	<b>COL</b>	KTM	224.3	224.3	224.1	223.9	223.5	224.0	<b>224.3</b>
6 <b>Ryusei YAMANAKA</b>	<b>JPN</b>	KTM	224.3	223.6	223.3	223.1	223.0	223.5	<b>224.3</b>
28 <b>Adrian CARRASCO</b>	<b>SPA</b>	KTM	224.2	222.8	221.9	221.8	220.8	222.3	<b>224.2</b>
66 <b>Adrian HUERTAS</b>	<b>SPA</b>	KTM	224.1	223.2	222.5	222.3	222.0	222.8	<b>224.1</b>
12 <b>Filip SALAC</b>	<b>CZE</b>	KTM	224.0	223.4	223.2	222.7	222.7	223.2	<b>224.0</b>
3 <b>Pasquale ALFANO</b>	<b>ITA</b>	KTM	224.0	223.9	223.2	223.0	222.6	223.3	<b>224.0</b>
29 <b>Billy VAN EERDE</b>	<b>AUS</b>	KTM	223.9	223.9	223.9	222.9	222.7	223.5	<b>223.9</b>
88 <b>Matteo PATACCA</b>	<b>ITA</b>	KTM	223.4	212.1	211.5	211.1	210.8	213.8	<b>223.4</b>
11 <b>Dan JONES</b>	<b>GBR</b>	KTM	223.0	223.0	222.5	220.3	144.1	206.6	<b>223.0</b>
53 <b>Deniz ÖNCÜ</b>	<b>TUR</b>	KTM	222.9	222.6	222.5	222.5	222.5	222.6	<b>222.9</b>
44 <b>Nicolas HERNANDEZ</b>	<b>COL</b>	KTM	222.8	221.4	219.0	217.8	217.7	219.7	<b>222.8</b>
7 <b>Barry BALTUS</b>	<b>BEL</b>	KTM	222.4	222.4	222.4	222.4	221.3	222.2	<b>222.4</b>
62 <b>Aidan LIEBENBERG</b>	<b>RSA</b>	KTM	221.8	217.4	215.5	214.8	214.6	216.8	<b>221.8</b>
61 <b>Can ÖNCÜ</b>	<b>TUR</b>	KTM	221.3	218.9	218.3	217.7	217.3	218.5	<b>221.3</b>



## Free Practice Nr. 2

## RookiesCup

Lap	Lap Time	T1	T2	T3	T4	Speed	Lap	Lap Time	T1	T2	T3	T4	Speed
6	2'05.959	30.064	26.357	39.292	30.246	222.4	9	1'00.231 P	30.001				221.4
7	2'04.431	29.899	25.848	38.847	29.837	222.4	10	2'11.761	35.491	26.169	40.283	29.818	124.4
8	2'04.192	29.632	25.411	38.989	30.160	219.5	11	2'04.248	29.685	25.901	38.991	29.671	225.0
9	2'07.494	30.224	25.827	40.597	30.846	222.4	12	2'04.760	29.841	25.858	39.363	29.698	222.9
10	2'05.112	30.123	25.980	39.343	29.666	222.4	13	2'04.052	29.640	25.770	38.902	29.740	224.3
11	2'04.483	29.907	25.518	38.959	30.099	220.9							
12	2'20.568	34.024	31.343	42.761	32.440	219.4							
13	2'04.679	29.885	25.412	38.947	30.435	216.0							
14	2'05.477	29.964	25.891	39.648	29.974	216.9							
15	2'03.983	29.569	25.543	38.580	30.291	221.3							
<b>7th 28 Adrian CARRASCO</b> Red Bull MotoGP Roo SPA													
Runs=2 Total laps=14 Full laps=11													
1	2'27.381	35.794	27.705	40.516	30.038	147.4							
2	2'05.722	29.972	26.547	39.331	29.872	224.2							
3	2'04.440	29.803	25.699	38.993	29.945	221.9							
4	2'05.261	30.472	25.853	39.111	29.825	218.4							
5	2'04.377	29.925	25.557	38.917	29.978	218.4							
6	2'04.474	29.850	25.657	38.822	30.145	220.8							
7	2'04.319	29.999	25.667	38.859	29.794	217.7							
8	2'10.736 P	36.817	26.144	39.652	28.123	218.1							
9	2'11.921	36.923	25.802	39.436	29.760	149.9							
10	2'04.336	29.784	25.408	38.896	30.248	221.8							
11	2'04.021	29.976	25.535	38.705	29.805	215.9							
12	2'03.998	29.724	25.698	38.786	29.790	222.8							
13	2'04.514	30.135	25.658	38.872	29.849	217.6							
14	2'04.834	30.338	25.909	39.058	29.529	218.0							
<b>8th 92 Yuki KUNII</b> Red Bull MotoGP Roo JPN													
Runs=1 Total laps=15 Full laps=13													
1	2'31.833	36.448	26.837	39.951	30.089	127.9							
2	2'05.406	29.892	26.251	39.170	30.093	226.9							
3	2'04.800	29.961	25.535	39.465	29.839	221.9							
4	2'04.563	29.957	25.540	39.098	29.968	219.4							
5	2'05.778	30.427	26.459	39.001	29.891	219.6							
6	2'04.830	29.691	25.607	39.680	29.852	225.3							
7	2'04.033	29.824	25.660	39.142	29.407	227.6							
8	2'04.696 *	29.627	25.933	39.077*	30.059	229.5							
9	2'05.448	29.616	25.575	39.893	30.364	225.7							
10	2'04.987	30.041	25.780	39.146	30.020	216.4							
11	2'05.315	30.242	25.978	39.039	30.056	214.9							
12	2'05.004	29.609	25.457	39.745	30.193	226.0							
13	2'04.051	29.888	25.489	38.766	29.908	216.8							
14	2'04.146	29.729	25.537	38.865	30.015	219.5							
15	2'04.044	29.768	25.552	39.072	29.652	220.1							
<b>9th 40 Sean KELLY</b> Red Bull MotoGP Roo USA													
Runs=3 Total laps=13 Full laps=8													
1	2'23.546	34.568	27.658	40.692	30.529	155.1							
2	2'06.451	30.295	26.162	39.787	30.207	221.6							
3	2'05.461	30.027	26.026	39.490	29.918	219.9							
4	2'05.319	29.807	25.984	39.609	29.919	223.2							
5	1'01.079 P	30.065				225.5							
6	2'14.371	37.856	26.227	39.744	30.544	130.2							
7	2'08.175	30.070	26.207	40.756	31.142	218.2							
8	2'05.503	30.210	26.069	39.406	29.818	219.7							
<b>10th 12 Filip SALAC</b> Red Bull MotoGP Roo CZE													
Runs=3 Total laps=13 Full laps=7													
1	2'29.561	38.034	27.963	40.918	30.748	135.4							
2	2'06.721	30.274	26.258	39.537	30.652	221.6							
3	2'04.067	29.950	25.633	38.885	29.599	222.7							
4	2'04.358	29.788	25.528	39.543	29.499	222.4							
5	1'04.286 P	30.930				223.2							
6	2'14.135	36.799	26.262	41.268	29.806	132.3							
7	2'07.157	29.937	25.778	39.733	31.709	222.4							
8	2'04.890	29.939	25.859	39.281	29.811	220.2							
9	1'06.518 P	33.606				219.3							
10	2'31.508	45.314	32.574	42.857	30.763	118.5							
11	2'05.939	29.761	25.746	39.493	30.939	222.7							
12	2'04.115	29.622	25.550	39.285	29.658	224.0							
13	2'03.808 *	29.749	25.491	38.961*	29.607	223.4							
<b>11th 83 Meikon KAWAKAMI</b> Red Bull MotoGP Roo BRA													
Runs=2 Total laps=15 Full laps=12													
1	2'29.847	36.338	28.106	41.252	30.694	148.6							
2	2'06.713	30.492	26.181	39.922	30.118	223.5							
3	2'06.063	30.138	25.965	39.813	30.147	222.5							
4	2'04.514	30.047	25.592	39.316	29.559	222.9							
5	2'04.773	29.944	25.909	39.130	29.790	222.8							
6	2'05.093	29.967	25.548	39.600	29.978	221.3							
7	2'04.114	29.711	25.549	39.339	29.515	225.8							
8	2'05.030	30.112	25.691	39.273	29.954	225.1							
9	59.688 P	29.757				223.9							
10	2'09.425	33.944	25.911	39.680	29.890	146.7							
11	2'04.578	30.009	25.546	39.048	29.975	216.9							
12	2'08.833	30.052	26.050	40.736	31.995	214.9							
13	2'04.350	29.811	25.504	39.297	29.738	221.4							
14	2'06.850	29.806	25.909	41.084	30.051	219.5							
15	2'05.776	31.083	25.753	38.996	29.944	218.5							
<b>12th 88 Matteo PATACCA</b> Red Bull MotoGP Roo ITA													
Runs=2 Total laps=10 Full laps=7													
1	2'26.456	35.809	27.158	39.885	30.123	148.7							
2	2'05.785	30.302	26.226	39.047	30.210	223.4							
3	12'30.200 P					205.3							
4	2'19.421	40.377	27.051	41.312	30.681	145.3							
5	2'06.567	31.086	25.945	39.485	30.051	211.1							
6	2'05.516	30.948	25.716	38.935	29.917	209.1							
7	2'05.238	30.654	25.597	39.098	29.889	211.5							
8	2'07.557	31.726	26.172	39.392	30.267	212.1							
9	2'05.290	30.276	25.684	39.323	30.007	210.8							
10	2'04.124	30.045	25.373	38.823	29.883	209.7							
<b>13th 24 Xavier ARTIGAS</b> Red Bull MotoGP Roo SPA													
Runs=1 Total laps=15 Full laps=14													
1	2'26.396	35.934	26.636	40.537	30.735	142.7							

Fastest Lap: Can ÖNCÜ

Red Bull MotoGP Roo TUR

2'03.591

29.877

25.415

38.551

29.748

DORNA DATA PROCESSING TIMING SERVICE DORNA DATA PROCESSING TIMING SERVICE DORNA DATA PROCESSING TIMING SERVICE DORNA DATA PROCESSING TIMING SERVICE DORNA DATA PROCESSING TIMING SERVICE DORNA DATA PROCESSING TIMING SERVICE DORNA DATA PROCESSESS



# Free Practice Nr. 2

# RookiesCup

Lap	Lap Time	T1	T2	T3	T4	Speed	Lap	Lap Time	T1	T2	T3	T4	Speed
2	2'06.699	30.526	26.404	39.564	30.205	227.2	5	2'05.491	30.106	25.841	39.362	30.182	223.9
3	2'05.003	30.206	25.879	39.166	29.752	221.4	6	2'07.013	30.433	26.441	39.976	30.163	223.0
4	2'05.459	30.510	25.902	39.306	29.741	217.7	7	2'05.643	30.227	26.145	39.312	29.959	222.6
5	2'06.090	29.846	26.147	39.746	30.351	219.9	8	2'07.252	31.082	26.370	39.582	30.218	222.0
6	2'05.258	30.121	25.801	39.396	29.940	219.3	9	59.888 P	30.083				222.4
7	2'04.461	29.984	25.819	39.103	29.555	217.0	10	2'13.764	37.425	26.360	39.773	30.206	141.9
8	2'05.054	29.912	25.744	39.428	29.970	224.1	11	2'04.939 *	30.134	25.862	39.041 *	29.902	216.8
9	2'07.443	30.428	26.104	40.385	30.526	224.3	12	2'04.567	29.863	25.636	39.156	29.912	220.2
10	2'04.963	29.900	26.114	39.362	29.587	220.7	13	2'05.281	29.845	26.128	39.419	29.889	219.6
11	2'07.238	31.881	26.124	39.571	29.662	221.7	14	2'04.201	29.876	25.614	38.747	29.964	222.0
12	2'05.258	30.029	25.848	39.646	29.735	225.7							
13	2'04.555	29.887	25.646	39.332	29.690	224.6							
14	2'04.139	29.706	25.775	39.066	29.592	226.5							
15	2'04.375	29.889	25.750	38.965	29.771	221.3							

**14th 5 Simon JESPERSEN** Red Bull MotoGP Roo DEN  
Runs=1 Total laps=15 Full laps=13

1	2'26.350	34.956	27.275	40.975	30.550	147.8
2	2'07.560	30.747	26.766	40.110	29.937	223.8
3	2'05.284	30.097	26.106	39.493	29.588	224.9
4	2'05.584	30.262	25.968	39.560	29.794	223.7
5	2'05.700	30.467	25.765	39.601	29.867	219.2
6	2'06.061	30.146	26.272	39.610	30.033	225.6
7	2'04.163	30.001	25.682	39.132	29.348	222.8
8	2'07.192	30.274	25.929	40.955	30.034	221.5
9	2'05.547 *	29.890	25.823	39.865 *	29.969	225.0
10	2'04.588	30.084	25.772	39.227	29.505	221.3
11	2'05.386	29.988	25.974	39.539	29.885	222.5
12	2'05.340	30.256	25.659	39.470	29.955	224.5
13	2'05.089	29.960	25.944	39.291	29.894	220.6
14	2'04.690	30.019	25.788	39.124	29.759	224.3
15	2'04.202	30.029	25.585	39.038	29.550	223.8

**15th 31 Gerry SALIM** Red Bull MotoGP Roo INA  
Runs=2 Total laps=14 Full laps=11

1	2'30.487	36.509	28.945	41.602	30.985	150.8
2	2'06.927	30.646	26.165	40.174	29.942	223.2
3	2'04.934	30.201	25.610	39.352	29.771	221.1
4	2'04.189	30.029	25.475	39.109	29.576	224.5
5	2'07.543	30.215	27.047	39.719	30.562	224.5
6	2'05.944	30.089	25.972	39.599	30.284	222.1
7	2'06.189	30.106	26.144	39.755	30.184	222.1
8	2'14.034 P	31.534	28.053	42.941	31.506	220.5
9	2'24.473	42.644	28.317	42.886	30.626	93.8
10	2'10.362	30.376	26.249	42.906	30.831	216.9
11	2'09.842	32.515	26.822	40.348	30.157	213.9
12	2'06.635	30.157	25.572	40.112	30.794	220.3
13	2'05.582	30.342	25.839	39.430	29.971	222.4
14	2'04.363	29.904	25.598	39.004	29.857	221.9

**16th 3 Pasquale ALFANO** Red Bull MotoGP Roo ITA  
Runs=2 Total laps=14 Full laps=10

1	2'26.766	35.348	27.007	40.614	30.675	151.2
2	2'06.688	30.491	26.289	39.845	30.063	223.2
3	2'05.476	30.298	26.039	39.153	29.986	224.0
4	2'05.689	30.190	25.881	39.590	30.028	220.4

**17th 30 Max COOK** Red Bull MotoGP Roo GBR  
Runs=4 Total laps=14 Full laps=8

1	2'29.249	35.858	27.963	41.076	30.593	152.7
2	2'07.144	30.552	26.398	39.908	30.286	222.1
3	2'05.645	30.181	25.898	39.491	30.075	225.9
4	2'04.578	30.126	25.543	39.154	29.755	217.4
5	2'05.386	29.731	26.104	39.463	30.088	225.3
6	2'05.432	29.952	25.587	39.678	30.215	219.0
7	2'04.378	29.979	25.633	39.078	29.688	230.8
8	1'00.438 P	29.855				228.8
9	2'11.838	35.460	26.171	39.628	30.579	136.4
10	2'06.084	30.139	25.979	39.494	30.472	216.6
11	2'06.029	30.247	25.960	39.431	30.391	215.1
12	2'03.659 P	30.100	25.969	39.641	27.949	216.3
13	1'07.658 P	36.740				119.7
14	2'09.583	33.248	26.166	39.567	30.602	149.2

**18th 43 Steward GARCIA** Red Bull MotoGP Roo COL  
Runs=3 Total laps=14 Full laps=9

1	2'29.225	35.432	27.668	41.701	30.476	153.7
2	2'06.922	30.493	26.288	39.930	30.211	224.1
3	2'05.809 P	30.319	26.102	39.539	29.849	221.6
4	2'18.216	41.673	26.583	39.727	30.233	76.5
5	2'05.665	30.329	26.131	39.163	30.042	218.9
6	2'06.989 P	30.392	26.098	40.020	30.479	219.2
7	2'09.725	33.853	26.089	39.667	30.116	151.0
8	2'05.129	30.023	25.960	39.265	29.881	223.3
9	2'04.386	30.016	25.769	39.009	29.592	223.9
10	2'04.449	29.939	25.721	39.216	29.573	223.4
11	2'05.046	29.802	25.782	39.626	29.836	224.3
12	2'04.734	30.186	25.872	39.071	29.605	224.3
13	2'04.512	29.746	25.777	39.162	29.827	223.1
14	2'04.729	29.880	25.797	39.084	29.968	223.5

**19th 19 Sasha DE VITS** Red Bull MotoGP Roo BEL  
Runs=1 Total laps=15 Full laps=14

1	2'25.448	34.495	27.556	40.340	30.701	152.3
2	2'06.786	30.684	26.123	39.505	30.474	219.9
3	2'05.878	30.493	26.169	39.144	30.072	217.4
4	2'06.276	30.430	26.253	39.429	30.164	219.2
5	2'06.265	30.448	25.825	39.733	30.259	220.2
6	2'06.261	30.062	26.309	39.656	30.234	229.2
7	2'04.561	29.959	25.734	39.090	29.778	225.8
8	2'05.241	29.959	25.848	39.406	30.028	229.8
9	2'05.621	29.939	25.713	39.538	30.431	224.7

<b>Fastest Lap:</b> Can ÖNCÜ	Red Bull MotoGP Roo TUR	2'03.591	29.877	25.415	38.551	29.748
------------------------------	-------------------------	----------	--------	--------	--------	--------

DORNA DATA PROCESSING TIMING SERVICE DORNA DATA PROCESSING TIMING SERVICE DORNA DATA PROCESSING TIMING SERVICE DORNA DATA PROCESSING TIMING SERVICE DORNA DATA PROCESSING TIMING SERVICE DORNA DATA PROCESSING TIMING SERVICE DORNA DATA PROCESSING TIMING SERVICE DORNA DATA PROCESSING TIMING SERVICE DORNA DATA PROCCESSS



## Free Practice Nr. 2

## RookiesCup

Lap	Lap Time	T1	T2	T3	T4	Speed	Lap	Lap Time	T1	T2	T3	T4	Speed
10	<b>2'05.655</b>	30.219	25.765	39.856	29.815	226.0	5	<b>2'09.267</b>	30.902	26.643	40.725	30.997	212.3
11	<b>2'05.574</b>	30.303	25.709	39.845	29.717	220.6	6	<b>2'08.172</b>	30.498	26.471	40.682	30.521	215.5
12	<b>2'04.869</b>	29.941	25.593	39.525	29.810	229.1	7	<b>2'09.802</b>	30.813	27.017	41.359	30.613	214.4
13	<b>2'04.633</b>	29.976	25.727	39.144	29.786	226.8	8	<b>2'07.737</b>	30.531	26.450	40.349	30.407	212.8
14	<b>2'04.947</b>	30.111	<b>25.564</b>	39.360	29.912	221.0	9	<b>2'07.610</b>	30.643	26.405	40.231	30.331	214.2
15	<b>2'04.461</b>	30.107	25.801	<b>38.878</b>	<b>29.675</b>	222.3	10	<b>2'06.333</b>	<b>30.286</b>	<b>25.986</b>	39.913	<b>30.148</b>	217.4

**20th 22 Peetu PAAVILAINE** Red Bull MotoGP Roo FIN  
 Runs=1 Total laps=15 Full laps=13

1	2'21.991	34.305	26.991	40.058	30.729	159.0
2	<b>2'06.644</b>	30.270	26.201	39.577	30.596	220.7
3	<b>2'06.456</b>	30.223	25.886	40.013	30.334	221.0
4	<b>2'05.496</b>	30.097	25.743	39.499	30.157	219.2
5	<b>2'05.953</b>	30.043	26.144	39.532	30.234	221.9
6	<b>2'08.889</b>	32.617	26.979	39.231	30.062	218.7
7	<b>2'05.264</b>	30.201	25.856	39.607	<b>29.600</b>	<b>224.4</b>
8	<b>2'05.192</b>	30.095	25.826	39.160	30.111	224.1
9	<b>2'05.979</b>	29.929	25.613	39.999	30.438	223.4
10	<b>2'04.628</b>	30.090	25.746	<b>38.970</b>	29.822	219.1
11	<b>2'04.930</b>	<b>29.835</b>	25.796	39.120	30.179	221.2
12	<b>2'05.756</b>	30.419	25.949	39.421	29.967	219.6
13	<b>2'05.456</b>	30.019	<b>25.567</b>	39.821	30.049	220.5
14	2'04.694 *	29.84 *	25.716	39.126	30.011	220.5
15	<b>2'04.862</b>	29.981	25.854	39.050	29.977	220.4

**21st 11 Dan JONES** Red Bull MotoGP Roo GBR  
 Runs=2 Total laps=6 Full laps=3

1	2'27.569	36.388	27.175	40.853	30.056	144.1
2	<b>2'06.160</b>	30.219	26.198	39.828	29.915	<b>223.0</b>
3	<b>2'05.150</b>	30.169	25.943	39.357	29.681	223.0
4	<b>2'04.731</b>	29.965	<b>25.827</b>	<b>39.280</b>	<b>29.659</b>	222.5
5	1'08.310 P	<b>29.926</b>	25.935			220.3
PIT		45.269				101.9

**22nd 29 Billy VAN EERDE** Red Bull MotoGP Roo AUS  
 Runs=2 Total laps=13 Full laps=9

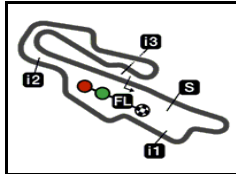
1	2'26.247	35.311	27.879	41.091	30.829	151.3
2	<b>2'07.034</b>	30.445	26.418	40.008	30.163	222.9
3	<b>2'05.765</b>	30.236	26.037	39.841	29.651	222.3
4	<b>2'05.441</b>	30.189	25.981	39.676	<b>29.595</b>	220.3
5	<b>2'05.901</b>	30.018	25.877	39.895	30.111	<b>223.9</b>
6	<b>2'05.404</b>	29.949	26.089	39.300	30.066	221.3
7	<b>2'04.837</b>	30.143	<b>25.844</b>	39.096	29.754	223.9
8	<b>2'07.098</b>	31.422	26.298	39.382	29.996	223.9
9	1'02.273 P	29.828				222.7
10	2'13.382	35.613	26.573	40.362	30.834	140.4
11	2'05.289 *	30.012	25.869	39.214*	30.194	220.8
12	<b>2'05.451</b>	29.974	26.132	39.145	30.200	219.7
13	<b>2'05.682</b>	<b>29.725</b>	26.061	<b>38.806</b>	31.090	220.1

**23rd 62 Aidan LIEBENBER** Red Bull MotoGP Roo RSA  
 Runs=1 Total laps=14 Full laps=12

1	2'30.238	36.376	27.394	42.312	31.505	147.4
2	<b>2'09.910</b>	30.867	27.181	41.197	30.665	<b>221.8</b>
3	<b>2'09.408</b>	30.749	26.661	41.253	30.745	214.8
4	<b>2'09.844</b>	31.566	26.761	40.918	30.599	214.6

**Fastest Lap:** Can ÖNCÜ Red Bull MotoGP Roo TUR **2'03.591** 29.877 25.415 38.551 29.748

DORNA DATA PROCESSING TIMING SERVICE DORNA DATA PROCESSING TIMING SERVICE DORNA DATA PROCESSING TIMING SERVICE DORNA DATA PROCESSING TIMING SERVICE DORNA DATA PROCESSING TIMING SERVICE DORNA DATA PROCESSING TIMING SERVICE DORNA DATA PROCESSING TIMING SERVICE DORNA DATA PROCESSING TIMING SERVICE DORNA DATA PROCESSING TIMING SERVICE DORNA DATA PROCCESSSS




5245 m.

# GRAN PREMIO D'ITALIA OAKLEY

## Free Practice Nr. 2

### Combined Free Practice Times

# RookiesCup

		Rider	Nation	Team	MOTORCYCLE	FP1	FP2	Gap
1	61	<b>C.ÖNCÜ</b>	TUR	Red Bull MotoGP Rookies Cup	KTM	<b>2'03.319</b>	14	2'03.591 12
2	66	<b>A.HUERTAS</b>	SPA	Red Bull MotoGP Rookies Cup	KTM	<b>2'03.573</b>	14	2'03.634 13 0.254 0.254
3	99	<b>C.TATAY</b>	SPA	Red Bull MotoGP Rookies Cup	KTM	2'04.018 12	<b>2'03.592</b>	13 0.273 0.019
4	6	<b>R.YAMANAKA</b>	JPN	Red Bull MotoGP Rookies Cup	KTM	2'04.603 15	<b>2'03.692</b>	13 0.373 0.100
5	53	<b>D.ÖNCÜ</b>	TUR	Red Bull MotoGP Rookies Cup	KTM	2'05.314 13	<b>2'03.828</b>	9 0.509 0.136
6	7	<b>B.BALTUS</b>	BEL	Red Bull MotoGP Rookies Cup	KTM	2'05.271 9	<b>2'03.983</b>	15 0.664 0.155
7	28	<b>A.CARRASCO</b>	SPA	Red Bull MotoGP Rookies Cup	KTM	2'04.143 11	<b>2'03.998</b>	12 0.679 0.015
8	92	<b>Y.KUNII</b>	JPN	Red Bull MotoGP Rookies Cup	KTM	2'04.324 14	<b>2'04.033</b>	7 0.714 0.035
9	40	<b>S.KELLY</b>	USA	Red Bull MotoGP Rookies Cup	KTM	2'06.017 12	<b>2'04.052</b>	13 0.733 0.019
10	12	<b>F.SALAC</b>	CZE	Red Bull MotoGP Rookies Cup	KTM	2'05.098 13	<b>2'04.067</b>	3 0.748 0.015
11	83	<b>M.KAWAKAMI</b>	BRA	Red Bull MotoGP Rookies Cup	KTM	2'04.587 9	<b>2'04.114</b>	7 0.795 0.047
12	88	<b>M.PATACCA</b>	ITA	Red Bull MotoGP Rookies Cup	KTM	2'05.102 13	<b>2'04.124</b>	10 0.805 0.010
13	24	<b>X.ARTIGAS</b>	SPA	Red Bull MotoGP Rookies Cup	KTM	2'05.873 9	<b>2'04.139</b>	14 0.820 0.015
14	5	<b>S.JESPERSEN</b>	DEN	Red Bull MotoGP Rookies Cup	KTM	2'06.267 10	<b>2'04.163</b>	7 0.844 0.024
15	31	<b>G.SALIM</b>	INA	Red Bull MotoGP Rookies Cup	KTM	2'04.848 10	<b>2'04.189</b>	4 0.870 0.026
16	3	<b>P.ALFANO</b>	ITA	Red Bull MotoGP Rookies Cup	KTM	2'05.515 14	<b>2'04.201</b>	14 0.882 0.012
17	30	<b>M.COOK</b>	GBR	Red Bull MotoGP Rookies Cup	KTM	2'04.396 14	<b>2'04.378</b>	7 1.059 0.177
18	43	<b>S.GARCIA</b>	COL	Red Bull MotoGP Rookies Cup	KTM	2'04.946 14	<b>2'04.386</b>	9 1.067 0.008
19	19	<b>S.DE VITS</b>	BEL	Red Bull MotoGP Rookies Cup	KTM	2'04.812 14	<b>2'04.461</b>	15 1.142 0.075
20	22	<b>P.PAAVILAINEN</b>	FIN	Red Bull MotoGP Rookies Cup	KTM	2'06.336 14	<b>2'04.628</b>	10 1.309 0.167
21	11	<b>D.JONES</b>	GBR	Red Bull MotoGP Rookies Cup	KTM	2'05.003 9	<b>2'04.731</b>	4 1.412 0.103
22	29	<b>B.VAN EERDE</b>	AUS	Red Bull MotoGP Rookies Cup	KTM	2'05.195 14	<b>2'04.837</b>	7 1.518 0.106
23	62	<b>A.LIEBENBERG</b>	RSA	Red Bull MotoGP Rookies Cup	KTM	2'09.039 11	<b>2'06.333</b>	10 3.014 1.496
24	44	<b>N.HERNANDEZ</b>	COL	Red Bull MotoGP Rookies Cup	KTM	2'10.895 13	<b>2'07.289</b>	14 3.970 0.956

<b>Pole Position Record:</b>	2010	<b>Daniel RUIZ</b>	<b>2'03.873</b>	152.4 Km/h
<b>Circuit Record Lap:</b>	2014	<b>Stefano MANZI</b>	<b>2'01.350</b>	155.5 Km/h
<b>Circuit Best Lap:</b>	2014	<b>Stefano MANZI</b>	<b>2'01.350</b>	155.5 Km/h

The results are provisional until the end of the limit for protest and appeals.

Time limit for protest expires 60' after publication of the results - Mr. .... Time: .....

DORNA DATA PROCESSING TIMING SERVICE DORNA DATA PROCESSING TIMING SERVICE DORNA DATA PROCESSING TIMING SERVICE DORNA DATA PROCESSING TIMING SERVICE DORNA DATA PROCESSING TIMING SERVICE DORNA DATA PROCESSING TIMING SERVICE DORNA DATA PROCESSING TIMING SERVICE DORNA DATA PROCESSING TIMING SERVICE DORNA DATA PROCESSING TIMING SERVICE DORNA DATA PROCESSING TIMING SERVICE DORNA DATA PROCESSING TIMING SERVICE DORNA DATA PROCESSING





5245 m.

## GRAN PREMIO D'ITALIA OAKLEY

## Free Practice Nr. 2

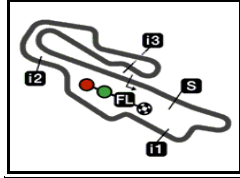
## Best Partial Times

## RookiesCup

*IT* Ideal Lap Time, sum of the best partial times*BT* Best Lap Time

T1		T2		T3		T4						
Pos	Rider	Time	Rider	Time	Rider	Time	Rider	Time	Pos	Rider	IT	BT
1	C.TATAY	29.562	M.PATACCA	25.373	C.ÖNCÜ	38.484	S.JESPERSEN	29.348	1	<b>B.BALTUS</b>	2'03.226	2'03.983 (6)
2	<b>B.BALTUS</b>	<b>29.569</b>	<b>C.TATAY</b>	<b>25.389</b>	<b>B.BALTUS</b>	<b>38.580</b>	<b>Y.KUNII</b>	<b>29.407</b>	2	<b>Y.KUNII</b>	2'03.239	2'04.033 (8)
3	R.YAMANAKA	29.583	A.CARRASCO	25.408	R.YAMANAKA	38.604	F.SALAC	29.499	3	<b>R.YAMANAKA</b>	2'03.256	2'03.692 (4)
4	<b>Y.KUNII</b>	<b>29.609</b>	<b>B.BALTUS</b>	<b>25.411</b>	<b>A.CARRASCO</b>	<b>38.705</b>	<b>D.ÖNCÜ</b>	<b>29.506</b>	4	<b>C.TATAY</b>	2'03.339	2'03.592 (2)
5	F.SALAC	29.622	C.ÖNCÜ	25.415	P.ALFANO	38.747	M.KAWAKAMI	29.515	5	<b>C.ÖNCÜ</b>	2'03.349	2'03.591 (1)
6	<b>S.KELLY</b>	<b>29.640</b>	<b>A.HUERTAS</b>	<b>25.457</b>	<b>Y.KUNII</b>	<b>38.766</b>	<b>A.HUERTAS</b>	<b>29.518</b>	6	<b>A.CARRASCO</b>	2'03.366	2'03.998 (7)
7	D.ÖNCÜ	29.646	Y.KUNII	25.457	B.VAN EERDE	38.806	A.CARRASCO	29.529	7	<b>F.SALAC</b>	2'03.497	2'04.067 (10)
8	<b>X.ARTIGAS</b>	<b>29.706</b>	<b>G.SALIM</b>	<b>25.475</b>	<b>C.TATAY</b>	<b>38.808</b>	<b>X.ARTIGAS</b>	<b>29.555</b>	8	<b>D.ÖNCÜ</b>	2'03.509	2'03.828 (5)
9	M.KAWAKAMI	29.711	F.SALAC	25.491	D.ÖNCÜ	38.822	R.YAMANAKA	29.573	9	<b>A.HUERTAS</b>	2'03.535	2'03.634 (3)
10	<b>A.CARRASCO</b>	<b>29.724</b>	<b>R.YAMANAKA</b>	<b>25.496</b>	<b>M.PATACCA</b>	<b>38.823</b>	<b>S.GARCIA</b>	<b>29.573</b>	10	<b>M.KAWAKAMI</b>	2'03.726	2'04.114 (11)
11	A.HUERTAS	29.724	M.KAWAKAMI	25.504	A.HUERTAS	38.836	G.SALIM	29.576	11	<b>S.JESPERSEN</b>	2'03.861	2'04.163 (14)
12	<b>B.VAN EERDE</b>	<b>29.725</b>	<b>D.ÖNCÜ</b>	<b>25.535</b>	<b>S.DE VITS</b>	<b>38.878</b>	<b>C.TATAY</b>	<b>29.580</b>	12	<b>X.ARTIGAS</b>	2'03.872	2'04.139 (13)
13	M.COOK	29.731	M.COOK	25.543	F.SALAC	38.885	B.VAN EERDE	29.595	13	<b>G.SALIM</b>	2'03.959	2'04.189 (15)
14	<b>C.ÖNCÜ</b>	<b>29.741</b>	<b>S.DE VITS</b>	<b>25.564</b>	<b>S.KELLY</b>	<b>38.902</b>	<b>P.PAAVILAINEN</b>	<b>29.600</b>	14	<b>B.VAN EERDE</b>	2'03.970	2'04.837 (22)
15	S.GARCIA	29.746	P.PAAVILAINEN	25.567	X.ARTIGAS	38.965	D.JONES	29.659	15	<b>P.PAAVILAINEN</b>	2'03.972	2'04.628 (20)
16	<b>P.PAAVILAINEN</b>	<b>29.835</b>	<b>S.JESPERSEN</b>	<b>25.585</b>	<b>P.PAAVILAINEN</b>	<b>38.970</b>	<b>B.BALTUS</b>	<b>29.666</b>	16	<b>S.KELLY</b>	2'03.983	2'04.052 (9)
17	P.ALFANO	29.845	P.ALFANO	25.614	M.KAWAKAMI	38.996	S.KELLY	29.671	17	<b>M.COOK</b>	2'04.040	2'04.378 (17)
18	<b>S.JESPERSEN</b>	<b>29.890</b>	<b>X.ARTIGAS</b>	<b>25.646</b>	<b>G.SALIM</b>	<b>39.004</b>	<b>S.DE VITS</b>	<b>29.675</b>	18	<b>S.GARCIA</b>	2'04.049	2'04.386 (18)
19	G.SALIM	29.904	S.GARCIA	25.721	S.GARCIA	39.009	M.COOK	29.688	19	<b>S.DE VITS</b>	2'04.056	2'04.461 (19)
20	<b>D.JONES</b>	<b>29.926</b>	<b>S.KELLY</b>	<b>25.770</b>	<b>S.JESPERSEN</b>	<b>39.038</b>	<b>C.ÖNCÜ</b>	<b>29.709</b>	20	<b>P.ALFANO</b>	2'04.095	2'04.201 (16)
21	S.DE VITS	29.939	D.JONES	25.827	M.COOK	39.078	M.PATACCA	29.883	21	<b>M.PATACCA</b>	2'04.124	2'04.124 (12)
22	<b>M.PATACCA</b>	<b>30.045</b>	<b>B.VAN EERDE</b>	<b>25.844</b>	<b>D.JONES</b>	<b>39.280</b>	<b>P.ALFANO</b>	<b>29.889</b>	22	<b>D.JONES</b>	2'04.692	2'04.731 (21)
23	A.LIEBENBERG	30.286	A.LIEBENBERG	25.986	A.LIEBENBERG	39.783	A.LIEBENBERG	30.148	23	<b>A.LIEBENBERG</b>	2'06.203	2'06.333 (23)
24	<b>N.HERNANDEZ</b>	<b>30.302</b>	<b>N.HERNANDEZ</b>	<b>26.259</b>	<b>N.HERNANDEZ</b>	<b>39.785</b>	<b>N.HERNANDEZ</b>	<b>30.344</b>	24	<b>N.HERNANDEZ</b>	2'06.690	2'07.289 (24)






5245 m.

# GRAN PREMIO D'ITALIA OAKLEY

## Free Practice Nr. 2

### Fastest Laps Sequence

# Rookies Cup

<i>Practice Time</i>	 <i>Rider</i>	<i>Nation</i>	<i>Motorcycle</i>	<i>Time</i>	<i>Km/h</i>	<i>Rider's Lap</i>
4'27.700	7 Barry BALTUS	BEL	KTM	<b>2'06.801</b>	148.9	2
4'28.169	6 Ryusei YAMANAKA	JPN	KTM	<b>2'04.680</b>	151.4	2
6'37.543	28 Adrian CARRASCO	SPA	KTM	<b>2'04.440</b>	151.7	3
6'40.349	12 Filip SALAC	CZE	KTM	<b>2'04.067</b>	152.1	3
13'49.581	61 Can ÖNCÜ	TUR	KTM	<b>2'03.837</b>	152.4	6
20'10.115	53 Deniz ÖNCÜ	TUR	KTM	<b>2'03.828</b>	152.4	9
23'50.259	99 Carlos TATAY	SPA	KTM	<b>2'03.602</b>	152.7	11
26'21.294	61 Can ÖNCÜ	TUR	KTM	<b>2'03.591</b>	152.7	12