

5245 m.

**GRAN PREMIO D'ITALIA OAKLEY**
**Qualifying Practice**
**Classification**
**Rookies Cup**
**6**

		Rider	Nation	Team	Motorcycle	Time	Lap Total	Gap	Top Speed
1	83	Meikon KAWAKAMI	BRA	Red Bull MotoGP Rookies Cup	KTM	<b>2'01.148</b>	12 12		<b>225.2</b>
2	61	Can ÖNCÜ	TUR	Red Bull MotoGP Rookies Cup	KTM	<b>2'01.321</b>	6 12	0.173 0.173	<b>217.3</b>
3	31	Gerry SALIM	INA	Red Bull MotoGP Rookies Cup	KTM	<b>2'01.410</b>	12 12	0.262 0.089	<b>225.0</b>
4	12	Filip SALAC	CZE	Red Bull MotoGP Rookies Cup	KTM	<b>2'01.449</b>	5 12	0.301 0.039	<b>224.1</b>
5	92	Yuki KUNII	JPN	Red Bull MotoGP Rookies Cup	KTM	<b>2'01.497</b>	12 12	0.349 0.048	<b>230.2</b>
6	53	Deniz ÖNCÜ	TUR	Red Bull MotoGP Rookies Cup	KTM	<b>2'01.514</b>	10 12	0.366 0.017	<b>223.8</b>
7	24	Xavier ARTIGAS	SPA	Red Bull MotoGP Rookies Cup	KTM	<b>2'01.635</b>	10 13	0.487 0.121	<b>231.8</b>
8	28	Adrian CARRASCO	SPA	Red Bull MotoGP Rookies Cup	KTM	<b>2'01.676</b>	4 12	0.528 0.041	<b>226.8</b>
9	99	Carlos TATAY	SPA	Red Bull MotoGP Rookies Cup	KTM	<b>2'01.704</b>	10 12	0.556 0.028	<b>224.2</b>
10	6	Ryusei YAMANAKA	JPN	Red Bull MotoGP Rookies Cup	KTM	<b>2'01.794</b>	7 12	0.646 0.090	<b>226.0</b>
11	66	Adrian HUERTAS	SPA	Red Bull MotoGP Rookies Cup	KTM	<b>2'02.050</b>	8 13	0.902 0.256	<b>224.1</b>
12	11	Dan JONES	GBR	Red Bull MotoGP Rookies Cup	KTM	<b>2'02.166</b>	5 12	1.018 0.116	<b>224.9</b>
13	7	Barry BALTUS	BEL	Red Bull MotoGP Rookies Cup	KTM	<b>2'02.204</b>	10 12	1.056 0.038	<b>225.0</b>
14	88	Matteo PATACCA	ITA	Red Bull MotoGP Rookies Cup	KTM	<b>2'02.293</b>	7 12	1.145 0.089	<b>224.9</b>
15	43	Steward GARCIA	COL	Red Bull MotoGP Rookies Cup	KTM	<b>2'02.402</b>	9 12	1.254 0.109	<b>224.3</b>
16	40	Sean KELLY	USA	Red Bull MotoGP Rookies Cup	KTM	<b>2'02.500</b>	7 11	1.352 0.098	<b>226.0</b>
17	19	Sasha DE VITS	BEL	Red Bull MotoGP Rookies Cup	KTM	<b>2'02.574</b>	6 12	1.426 0.074	<b>225.7</b>
18	22	Peetu PAAVILAINEN	FIN	Red Bull MotoGP Rookies Cup	KTM	<b>2'02.662</b>	11 12	1.514 0.088	<b>223.0</b>
19	29	Billy VAN EERDE	AUS	Red Bull MotoGP Rookies Cup	KTM	<b>2'02.927</b>	6 7	1.779 0.265	<b>223.5</b>
20	30	Max COOK	GBR	Red Bull MotoGP Rookies Cup	KTM	<b>2'03.150</b>	11 12	2.002 0.223	<b>222.7</b>
21	5	Simon JESPERSEN	DEN	Red Bull MotoGP Rookies Cup	KTM	<b>2'03.435</b>	11 12	2.287 0.285	<b>224.5</b>
22	62	Aidan LIEBENBERG	RSA	Red Bull MotoGP Rookies Cup	KTM	<b>2'03.818</b>	11 12	2.670 0.383	<b>222.4</b>
23	44	Nicolas HERNANDEZ	COL	Red Bull MotoGP Rookies Cup	KTM	<b>2'04.509</b>	7 11	3.361 0.691	<b>224.2</b>
24	3	Pasquale ALFANO	ITA	Red Bull MotoGP Rookies Cup	KTM	<b>2'04.818</b>	6 6	3.670 0.309	<b>223.8</b>

Practice condition: Dry

Air: 24°

Humidity: 61%

Ground: 34°

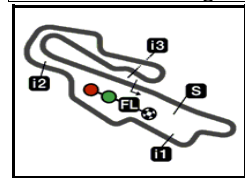
<b>Fastest Lap:</b>	Lap: 12	Meikon KAWAKAMI	<b>2'01.148</b>	155.8 Km/h
<b>Circuit Record Lap:</b>	2014	Stefano MANZI	<b>2'01.350</b>	155.5 Km/h
<b>Circuit Best Lap:</b>	2018	Meikon KAWAKAMI	<b>2'01.148</b>	155.8 Km/h

The results are provisional until the end of the limit for protest and appeals.

Time limit for protest expires 30' after publication of the results - ..... Time: .....

DORNA DATA PROCESSING TIMING SERVICE DORNA DATA PROCESSING TIMING SERVICE DORNA DATA PROCESSING TIMING SERVICE DORNA DATA PROCESSING TIMING SERVICE DORNA DATA PROCESSING TIMING SERVICE DORNA DATA PROCESSING TIMING SERVICE DORNA DATA PROCCESSSS





5245 m.

## GRAN PREMIO D'ITALIA OAKLEY

## Qualifying Practice

## Chronological Analysis of Performances

8

\* Lap / Sector time cancelled

T1 Time from finish line to 1st intermediate

T3 Time from 2nd intermed. to 3rd intermed.

P Crossing the finish line in pit lane

T2 Time from 1st intermed. to 2nd intermed.

T4 Time from 3rd intermediate to finish line

Lap	Lap Time	T1	T2	T3	T4	Speed	Lap	Lap Time	T1	T2	T3	T4	Speed	
<b>1st 83</b>	<b>Meikon KAWAKAMI</b>	Red Bull MotoGP Roo BRA						<b>4th 12</b>	<b>Filip SALAC</b>	Red Bull MotoGP Roo CZE				
		Runs=1	Total laps=12	Full laps=11					Runs=3	Total laps=12	Full laps=7			
1	2'39.137	38.146	27.794	39.786	29.666	125.0	1	2'38.654	39.814	26.277	45.715	32.148	123.2	
2	<b>2'06.197</b>	30.177	25.841	40.815	29.364	225.2	2	<b>2'02.705</b>	29.680	25.394	38.597	29.034	222.0	
3	<b>2'03.001</b>	29.503	25.033	39.001	29.464	224.2	3	<b>2'07.524</b>	30.435	26.131	41.415	29.543	220.7	
4	<b>2'05.370</b>	29.415	25.322	41.093	29.540	222.6	4	<b>2'03.670</b>	29.547	25.467	39.187	29.469	223.8	
5	<b>2'02.364</b>	29.561	25.087	38.348	29.368	220.0	5	<b>2'01.449</b>	<b>29.269</b>	<b>25.015</b>	38.379	<b>28.786</b>	<b>224.1</b>	
6	<b>2'01.237</b>	29.339	<b>24.906</b>	37.938	29.054	220.1	6	<b>1'03.990</b> P	<b>31.525</b>				<b>222.9</b>	
7	<b>2'06.586</b>	29.485	29.739	38.350	<b>29.012</b>	222.3	7	<b>2'25.787</b>	34.956	32.862	44.345	33.624	143.2	
8	<b>2'02.433</b>	29.372	25.188	38.376	29.497	224.7	8	<b>2'03.563</b>	29.814	25.456	38.764	29.529	216.8	
9	<b>2'02.973</b>	29.383	25.090	38.449	30.051	222.5	9	<b>1'03.640</b> P	<b>31.859</b>				<b>217.5</b>	
10	<b>2'01.566</b>	29.306	25.067	37.973	29.220	219.1	10	<b>2'23.717</b>	41.524	28.366	42.334	31.493	141.1	
11	<b>2'05.109</b>	29.552	25.113	41.086	29.358	221.7	11	<b>2'03.349</b>	29.809	25.393	38.545	29.602	216.8	
12	<b>2'01.148</b>	<b>29.135</b>	24.949	<b>37.919</b>	29.145	223.0	12	<b>2'02.861</b>	29.678	25.214	<b>38.247</b>	29.722	218.8	

<b>2nd 61</b>	<b>Can ÖNCÜ</b>	Red Bull MotoGP Roo TUR					<b>5th 92</b>	<b>Yuki KUNII</b>	Red Bull MotoGP Roo JPN				
		Runs=1	Total laps=12	Full laps=11				Runs=1	Total laps=12	Full laps=11			
1	3'17.480	39.742	26.540	39.485	29.522	132.2	1	2'38.102	41.509	26.988	39.641	30.024	103.1
2	<b>2'02.721</b>	29.650	25.268	38.225	29.578	216.9	2	<b>2'03.090</b>	29.544	25.489	38.463	29.594	220.4
3	<b>2'02.153</b>	29.449	25.257	37.936	29.511	217.0	3	<b>2'07.684</b>	34.448	25.538	38.432	29.266	219.8
4	<b>2'01.951</b>	29.453	25.092	38.040	29.366	<b>217.3</b>	4	<b>2'02.308</b>	29.418	25.300	38.364	29.226	227.1
5	<b>2'01.469</b>	<b>29.323</b>	24.955	37.782	29.409	217.0	5	<b>2'02.402</b>	29.207	25.420	38.556	29.219	<b>230.2</b>
6	<b>2'01.321</b>	29.404	<b>24.795</b>	37.830	29.292	216.3	6	<b>2'02.614</b>	<b>29.202</b>	25.084	38.572	29.756	224.7
7	<b>2'01.381</b>	29.395	24.894	37.772	29.320	215.5	7	<b>2'03.057</b>	29.277	25.164	39.337	29.279	222.7
8	<b>2'01.568</b>	29.471	24.876	<b>37.682</b>	29.539	215.1	8	<b>2'05.527</b>	29.611	<b>24.935</b>	40.974	30.007	222.6
9	<b>2'01.539</b>	29.538	24.850	37.740	29.411	213.6	9	<b>2'02.083</b>	29.263	24.964	38.189	29.667	222.1
10	<b>2'01.486</b>	29.530	24.939	37.742	<b>29.275</b>	215.0	10	<b>2'02.444</b>	29.644	25.231	37.971	29.598	216.2
11	<b>2'05.935</b>	29.641	25.012	41.617	29.665	215.3	11	<b>2'06.020</b>	32.446	25.774	38.358	29.442	215.6
12	<b>2'01.918</b>	29.618	24.923	37.885	29.492	216.9	12	<b>2'01.497</b>	29.426	25.030	<b>37.908</b>	<b>29.133</b>	220.2

<b>3rd 31</b>	<b>Gerry SALIM</b>	Red Bull MotoGP Roo INA					<b>6th 53</b>	<b>Deniz ÖNCÜ</b>	Red Bull MotoGP Roo TUR				
		Runs=1	Total laps=12	Full laps=11				Runs=2	Total laps=12	Full laps=9			
1	2'39.014	43.394	31.826	39.869	29.794	117.3	1	3'17.616	38.420	26.560	39.195	30.142	145.8
2	<b>2'03.542</b>	29.980	25.431	38.637	29.494	224.5	2	<b>2'03.391</b>	30.105	25.254	38.604	29.428	215.3
3	<b>2'05.831</b>	30.456	25.830	39.893	29.652	222.4	3	<b>2'02.762</b>	29.486	25.366	38.472	29.438	223.2
4	<b>2'03.337</b>	29.754	25.429	38.952	29.202	224.7	4	<b>2'03.142</b>	29.815	25.260	38.553	29.514	222.4
5	<b>2'02.175</b>	29.413	25.389	38.254	29.119	<b>225.0</b>	5	<b>2'02.706</b>	29.565	25.252	38.475	29.414	222.5
6	<b>2'03.033</b>	29.553	25.090	38.311	30.079	221.9	6	<b>2'02.887</b>	29.524	25.235	38.696	29.432	222.4
7	<b>2'06.704</b>	31.303	26.294	39.953	29.154	222.9	7	<b>1'04.413</b> P	<b>30.033</b>				<b>221.5</b>
8	<b>2'01.941</b>	<b>29.325</b>	<b>24.839</b>	38.223	29.554	221.4	8	<b>2'18.769</b>	46.474	25.074	37.961	29.260	
9	<b>2'02.335</b>	29.449	25.271	38.500	29.115	224.0	9	<b>2'01.707</b>	<b>29.285</b>	25.162	38.185	<b>29.075</b>	223.7
10	<b>2'04.088</b>	29.681	25.615	38.730	30.062	223.0	10	<b>2'01.514</b>	29.581	25.035	<b>37.818</b>	29.080	<b>223.8</b>
11	<b>2'03.782</b>	29.781	25.927	38.618	29.456	223.8	11	<b>2'01.865</b>	29.386	<b>25.001</b>	38.220	29.258	222.0
12	<b>2'01.410</b>	29.431	24.968	<b>38.001</b>	<b>29.010</b>	223.9	12	<b>2'05.929</b>	30.258	28.136	37.865	29.670	223.4

**Fastest Lap:** Meikon KAWAKAMI

Red Bull MotoGP Roo BRA

**2'01.148**

29.135

24.949

37.919 29.145

DORNA DATA PROCESSING TIMING SERVICE DORNA DATA PROCESSING TIMING SERVICE DORNA DATA PROCESSING TIMING SERVICE DORNA DATA PROCESSING TIMING SERVICE DORNA DATA PROCESSING TIMING SERVICE DORNA DATA PROCESSING TIMING SERVICE DORNA DATA PROCESSING TIMING SERVICE DORNA DATA PROCCEESSS

# Qualifying Practice

# RookiesCup

Lap	Lap Time	T1	T2	T3	T4	Speed	Lap	Lap Time	T1	T2	T3	T4	Speed
<b>7th</b>	<b>24</b>	<b>Xavier ARTIGAS</b> Red Bull MotoGP Roo SPA					9	<b>2'02.354</b>	29.117	25.130	38.625	29.482	221.9
		Runs=4			Total laps=13	Full laps=7	10	<b>2'03.371</b>	29.537	25.291	38.938	29.605	224.1
1	2'39.233	42.438	33.613	39.531	29.526	119.2	11	<b>2'02.360</b>	29.521	25.054	38.530	29.255	225.4
2	<b>2'03.546</b>	29.918	25.795	38.634	29.199	231.8	12	<b>2'04.987</b>	29.557	25.857	40.207	29.366	224.2
3	<b>2'05.019</b>	29.498	25.808	40.422	29.291	229.8	<b>11th 66 Adrian HUERTAS</b> Red Bull MotoGP Roo SPA						
4	<b>2'03.137</b>	29.717	25.489	38.838	29.093	230.4			Runs=3			Total laps=13	Full laps=8
5	58.243 P	29.663				226.8	1	2'47.369	33.904	25.782	39.563	29.764	155.1
6	2'09.590	34.311	25.618	39.211	30.450	124.6	2	<b>2'03.641</b>	29.824	25.388	38.781	29.648	222.2
7	<b>2'02.081</b>	29.371	25.092	38.316	29.302	222.6	3	<b>2'03.529</b>	29.771	25.391	38.816	29.551	220.6
8	<b>2'02.268</b>	29.472	25.379	38.198	29.219	219.7	4	<b>2'02.595</b>	29.596	25.192	38.440	29.367	220.9
9	<b>2'06.656</b>	30.187	28.349	38.992	29.128	222.1	5	<b>2'02.116</b>	29.487	25.046	38.239	29.344	222.3
10	<b>2'01.635</b>	29.431	24.988	38.160	29.056	223.1	6	59.931 P	29.487				223.4
11	59.550 P	29.673				221.9	7	2'05.633	32.502	25.048	38.673	29.410	155.3
12	1'01.369 P	32.445				155.8	8	<b>2'02.050</b>	29.535	24.984	38.230	29.301	220.2
13	2'07.357	32.698	25.731	39.187	29.741	155.3	9	<b>2'02.220</b>	29.451	25.252	38.295	29.222	221.2
<b>8th</b>	<b>28</b>	<b>Adrian CARRASCO</b> Red Bull MotoGP Roo SPA					10	<b>2'02.284</b>	29.959	25.015	38.081	29.229	219.2
		Runs=1			Total laps=12	Full laps=10	11	59.788 P	29.489				224.1
1	2'38.272	38.553	27.702	39.416	29.761	120.6	12	2'05.413	32.459	25.140	38.359	29.455	155.5
2	<b>2'02.968</b>	29.447	25.291	38.255	29.975	226.8	13	<b>2'02.496</b>	29.551	25.272	38.293	29.380	220.4
3	<b>2'06.221</b>	30.109	26.185	40.841	29.086	224.5	<b>12th 11 Dan JONES</b> Red Bull MotoGP Roo GBR						
4	<b>2'01.676</b>	29.427	25.023	38.145	29.081	222.1			Runs=2			Total laps=12	Full laps=9
5	<b>2'02.442</b>	29.679	25.218	37.933	29.612	222.4	1	2'40.214	40.047	26.254	43.610	35.310	131.7
6	<b>2'03.099</b>	29.375	25.213	38.295	30.216	224.4	2	<b>2'04.549</b>	30.302	25.615	39.134	29.498	222.8
7	<b>2'03.439</b>	29.801	25.370	38.419	29.849	213.1	3	<b>2'04.473</b>	29.758	25.260	39.173	30.282	223.0
8	2'07.041 *	29.824	25.458	41.040 *	30.719	213.3	4	<b>2'03.439</b>	29.566	25.441	38.986	29.446	224.0
9	<b>2'02.549</b>	29.195	25.087	38.673	29.594	223.2	5	<b>2'02.166</b>	29.339	25.186	38.429	29.212	222.2
10	<b>2'02.615</b>	29.398	25.219	38.403	29.595	222.2	6	<b>2'06.220</b>	29.650	26.396	40.570	29.604	224.0
11	<b>2'02.317</b>	29.528	25.053	38.126	29.610	216.3	7	<b>2'02.473</b>	29.463	25.140	38.444	29.426	222.3
12	<b>2'02.806</b>	29.864	25.317	38.155	29.470	217.3	8	<b>2'02.619</b>	29.580	25.110	38.294	29.635	221.8
<b>9th</b>	<b>99</b>	<b>Carlos TATAY</b> Red Bull MotoGP Roo SPA					9	<b>2'04.853</b>	29.403	25.148	38.378	31.924	224.9
		Runs=3			Total laps=12	Full laps=7	10	1'05.295 P	34.990				221.0
1	2'37.821	37.159	26.978	39.639	29.916	144.0	11	2'12.363	36.810	26.095	39.291	30.167	150.6
2	<b>2'03.316</b>	29.599	25.427	38.605	29.685	220.4	12	<b>2'02.947</b>	29.481	25.334	38.464	29.668	224.2
3	<b>2'05.880</b>	31.710	25.747	38.948	29.475	222.3	<b>13th 7 Barry BALTUS</b> Red Bull MotoGP Roo BEL						
4	<b>2'02.080</b>	29.559	25.089	38.215	29.217	221.2			Runs=3			Total laps=12	Full laps=7
5	59.791 P	29.729				224.2	1	2'38.345	37.716	26.931	39.665	30.183	128.8
6	2'09.342	34.766	26.250	38.407	29.919	128.4	2	<b>2'02.964</b>	29.647	25.211	38.477	29.629	225.0
7	<b>2'01.830</b>	29.475	25.042	37.900	29.413	219.2	3	<b>2'06.011</b>	31.750	25.642	38.992	29.627	223.8
8	<b>2'02.127</b>	29.445	25.059	38.171	29.452	219.0	4	<b>2'02.513</b>	29.773	25.096	38.189	29.455	224.8
9	<b>2'07.186</b>	31.293	27.728	38.710	29.455	219.3	5	58.735 P	29.407				221.4
10	<b>2'01.704</b>	29.300	25.004	38.098	29.302	219.7	6	2'09.501	32.713	25.325	38.275	33.188	148.6
11	59.434 P	29.607				220.6	7	<b>2'02.294</b>	29.582	24.985	37.972	29.755	214.5
12	2'04.812	31.829	25.399	38.205	29.379	160.4	8	<b>2'02.305</b>	29.446	25.231	37.771	29.857	216.8
<b>10th</b>	<b>6</b>	<b>Ryusei YAMANAKA</b> Red Bull MotoGP Roo JPN					9	<b>2'06.507</b>	29.752	27.866	38.347	30.542	217.2
		Runs=1			Total laps=12	Full laps=11	10	<b>2'02.204</b>	29.591	24.885	38.176	29.552	217.7
1	2'40.200	42.873	33.866	39.847	30.040	126.8	11	58.843 P	29.493				221.6
2	<b>2'03.741</b>	29.720	25.610	38.657	29.754	226.0	12	2'11.259	37.951	25.454	38.191	29.663	102.5
3	<b>2'03.287</b>	29.722	25.512	38.801	29.252	224.6	<b>14th 88 Matteo PATACCA</b> Red Bull MotoGP Roo ITA						
4	<b>2'02.225</b>	29.448	25.069	38.495	29.213	222.8			Runs=1			Total laps=12	Full laps=11
5	<b>2'07.870</b>	29.494	25.633	43.081	29.662	225.2	1	2'38.335	35.770	27.741	40.126	30.020	148.1
6	<b>2'03.338</b>	29.771	25.289	38.754	29.524	223.8	2	<b>2'03.034</b>	29.755	25.351	38.488	29.440	224.7
7	<b>2'01.794</b>	29.571	24.935	38.170	29.118	222.7	3	<b>2'05.788</b>	30.040	25.535	40.298	29.915	223.2
8	<b>2'02.571</b>	29.430	25.082	38.283	29.776	223.3							

**Fastest Lap:** Meikon KAWAKAMI Red Bull MotoGP Roo BRA **2'01.148** 29.135 24.949 37.919 29.145

DORNA DATA PROCESSING TIMING SERVICE DORNA DATA PROCESSING TIMING SERVICE DORNA DATA PROCESSING TIMING SERVICE DORNA DATA PROCESSING TIMING SERVICE DORNA DATA PROCESSING TIMING SERVICE DORNA DATA PROCESSING TIMING SERVICE DORNA DATA PROCESSING TIMING SERVICE DORNA DATA PROCESSING TIMING SERVICE DORNA DATA PROCESSING TIMING SERVICE DORNA DATA PROCCESSS

# Qualifying Practice

# RookiesCup

Lap	Lap Time	T1	T2	T3	T4	Speed	Lap	Lap Time	T1	T2	T3	T4	Speed
4	2'02.954	29.678	25.322	38.514	29.440	221.6	1	2'20.625	34.720	26.358	39.755	30.679	143.3
5	2'02.627	29.386	25.179	38.535	29.527	224.9	2	2'05.548	30.094	25.849	39.564	30.041	217.2
6	2'03.831	29.578	25.295	38.964	29.994	221.7	3	2'12.042	34.398	28.856	38.863	29.925	217.2
7	2'02.293	29.666	25.269	38.301	29.057	224.7	4	2'04.184	29.803	25.612	38.781	29.988	220.4
8	2'03.370	29.604	25.152	38.720	29.894	220.8	5	2'09.357	33.174	27.110	39.110	29.963	217.8
9	2'04.822	29.843	25.663	39.629	29.687	217.5	6	2'04.152	29.960	25.376	39.131	29.685	219.0
10	2'02.293	29.619	25.246	38.081	29.347	220.9	7	2'04.014	30.161	25.511	38.816	29.526	221.0
11	2'03.427	29.734	25.729	38.582	29.382	218.9	8	2'03.911	29.787	25.336	38.889	29.899	220.5
12	2'03.539	30.111	25.322	38.615	29.491	219.8	9	2'03.440	29.777	25.391	38.760	29.512	219.7

**15th 43 Steward GARCIA** Red Bull MotoGP Roo COL  
Runs=1 Total laps=12 Full laps=10

1	2'40.126	39.413	32.247	39.701	29.889	105.5
2	2'04.083	29.880	25.703	39.011	29.489	223.4
3	2'03.127	29.585	25.537	38.875	29.130	224.1
4	2'03.519	29.915	25.524	38.652	29.428	221.1
5	2'03.396	29.867	25.674	38.623	29.232	221.8
6	2'02.636	29.687	25.074	38.433	29.442	223.4
7	2'03.021	29.731	25.082	38.823	29.385	221.8
8	2'05.502	29.895	25.353	39.511	30.743	221.4
9	2'02.402	29.562	25.169	38.463	29.208	223.2
10	2'02.950 *	29.710	25.164	38.483 *	29.593	222.8
11	2'02.579	29.773	25.179	38.439	29.188	223.2
12	2'03.317	29.777	25.432	38.975	29.133	224.3

**16th 40 Sean KELLY** Red Bull MotoGP Roo USA  
Runs=2 Total laps=11 Full laps=8

1	2'40.461	42.936	34.026	39.761	29.898	123.4
2	2'04.078	29.691	25.692	39.317	29.378	225.0
3	2'03.250	29.392	25.428	39.016	29.414	225.9
4	2'03.101	29.510	25.325	39.060	29.206	223.8
5	2'02.666	29.426	25.457	38.433	29.350	224.1
6	2'02.734	29.345	25.314	38.406	29.669	225.4
7	2'02.500	29.649	25.127	38.470	29.254	226.0
8	2'13.180 P	32.806	28.120	42.317	29.937	221.2
9	2'27.497	44.532	29.536	39.014	34.415	126.5
10	2'03.243	29.526	25.564	38.704	29.449	221.7
11	2'10.653	29.293	25.353	43.152	32.855	223.7

**17th 19 Sasha DE VITS** Red Bull MotoGP Roo BEL  
Runs=1 Total laps=12 Full laps=11

1	2'38.691	40.749	27.032	44.324	32.392	129.2
2	2'04.082	30.260	25.764	38.500	29.558	225.0
3	2'05.356	30.535	25.944	39.387	29.490	225.7
4	2'03.496	29.872	25.353	38.869	29.402	222.7
5	2'03.063	29.767	25.268	38.806	29.222	222.9
6	2'02.574	29.891	25.139	38.086	29.458	225.0
7	2'02.931	29.779	25.274	38.342	29.536	222.5
8	2'03.702	29.693	25.391	39.046	29.572	221.0
9	2'03.877	30.143	25.664	38.588	29.482	221.4
10	2'03.111	29.686	25.374	38.468	29.583	221.9
11	2'02.645	29.848	24.985	38.585	29.227	224.3
12	2'03.254	29.700	25.387	38.976	29.191	222.5

**18th 22 Peetu PAAVILAINE** Red Bull MotoGP Roo FIN  
Runs=1 Total laps=12 Full laps=11

**19th 29 Billy VAN EERDE** Red Bull MotoGP Roo AUS  
Runs=1 Total laps=7 Full laps=3

1	3'18.772	37.456	28.468	40.435	30.074	137.1
2	2'04.688	29.898	25.664	38.997	30.129	223.5
3	2'08.506 P	29.608	25.758	39.231	33.909	220.6
4	2'34.135	45.613	34.639	43.433	30.450	91.5
5	2'04.579 *	29.592	25.546	39.315 *	30.126	220.2
6	2'02.927	29.559	25.249	38.571	29.548	222.0
7	2'03.408	29.819	25.082	38.884	29.623	218.1

**20th 30 Max COOK** Red Bull MotoGP Roo GBR  
Runs=1 Total laps=12 Full laps=10

1	2'30.186	37.696	26.977	40.461	30.689	130.2
2	2'05.107	29.928	25.799	39.281	30.099	217.4
3	2'05.159	30.065	25.672	39.238	30.184	214.8
4	2'04.730	29.742	25.479	39.131	30.378	216.1
5	2'06.140	30.054	25.859	39.388	30.839	215.8
6	2'03.928	29.966	25.282	38.869	29.811	215.3
7	2'03.291	29.597	25.282	38.675	29.737	217.7
8	2'04.004	29.603	25.411	39.373	29.617	219.1
9	2'11.646	29.739	25.547	41.065	35.295	222.7
10	2'03.728	29.865	25.495	38.623	29.745	219.0
11	2'03.150	29.576	25.244	38.521	29.809	220.4
12	2'03.937 *	29.38 *	25.692	39.132	29.732	222.6

**21st 5 Simon JESPERSEN** Red Bull MotoGP Roo DEN  
Runs=1 Total laps=12 Full laps=11

1	2'25.480	35.161	26.970	40.382	30.351	144.1
2	2'06.069	30.299	26.129	39.614	30.027	213.7
3	2'06.558	30.291	26.078	40.044	30.145	214.2
4	2'07.832	30.631	27.401	39.762	30.038	212.8
5	2'08.021	30.181	26.845	41.575	29.420	216.9
6	2'04.150	30.231	25.535	38.925	29.459	222.4
7	2'03.949	29.831	25.612	38.967	29.539	222.8
8	2'04.073	29.895	25.530	38.728	29.920	220.8
9	2'04.226	30.171	25.459	39.115	29.481	224.5
10	2'03.742	29.914	25.518	38.747	29.563	219.7
11	2'03.435	29.743	25.471	38.645	29.576	218.9
12	2'05.837	29.631	25.686	40.381	30.139	219.9

**22nd 62 Aidan LIEBENBER** Red Bull MotoGP Roo RSA  
Runs=1 Total laps=12 Full laps=11

1	2'30.106	35.784	27.398	42.383	31.612	145.4
---	----------	--------	--------	--------	--------	-------

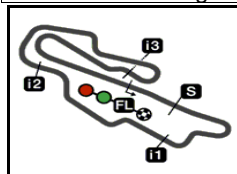
**Fastest Lap:** Meikon KAWAKAMI Red Bull MotoGP Roo BRA 2'01.148 29.135 24.949 37.919 29.145

DORNA DATA PROCESSING TIMING SERVICE DORNA DATA PROCESSING TIMING SERVICE DORNA DATA PROCESSING TIMING SERVICE DORNA DATA PROCESSING TIMING SERVICE DORNA DATA PROCESSING TIMING SERVICE DORNA DATA PROCESSING TIMING SERVICE DORNA DATA PROCESSING TIMING SERVICE DORNA DATA PROCCEESSS









5245 m.

## GRAN PREMIO D'ITALIA OAKLEY

### Official Starting Grid

Race : 15 laps = 78.675 km

1	<b>3</b> 2'01.410 31 <b>Gerry SALIM</b> KTM	<b>2</b> 2'01.321 61 <b>Can ÖNCÜ</b> KTM	<b>1</b> 2'01.148 83 <b>Meikon KAWAKAMI</b> KTM
2	<b>6</b> 2'01.514 53 <b>Deniz ÖNCÜ</b> KTM	<b>5</b> 2'01.497 92 <b>Yuki KUNII</b> KTM	<b>4</b> 2'01.449 12 <b>Filip SALAC</b> KTM
3	<b>9</b> 2'01.704 99 <b>Carlos TATAY</b> KTM	<b>8</b> 2'01.676 28 <b>Adrian CARRASCO</b> KTM	<b>7</b> 2'01.635 24 <b>Xavier ARTIGAS</b> KTM
4	<b>12</b> 2'02.166 11 <b>Dan JONES</b> KTM	<b>11</b> 2'02.050 66 <b>Adrian HUERTAS</b> KTM	<b>10</b> 2'01.794 6 <b>Ryusei YAMANAKA</b> KTM
5	<b>15</b> 2'02.402 43 <b>Steward GARCIA</b> KTM	<b>14</b> 2'02.293 88 <b>Matteo PATACCA</b> KTM	<b>13</b> 2'02.204 7 <b>Barry BALTUS</b> KTM
6	<b>18</b> 2'02.662 22 <b>Peetu PAAVILAINEN</b> KTM	<b>17</b> 2'02.574 19 <b>Sasha DE VITS</b> KTM	<b>16</b> 2'02.500 40 <b>Sean KELLY</b> KTM
7	<b>21</b> 2'03.435 5 <b>Simon JESPERSEN</b> KTM	<b>20</b> 2'03.150 30 <b>Max COOK</b> KTM	<b>19</b> 2'02.927 29 <b>Billy VAN EERDE</b> KTM
8	<b>24</b> 2'04.818 3 <b>Pasquale ALFANO</b> KTM	<b>23</b> 2'04.509 44 <b>Nicolas HERNANDEZ</b> KTM	<b>22</b> 2'03.818 62 <b>Aidan LIEBENBERG</b> KTM

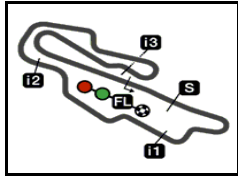
The results are provisional until the end of the limit for protest and appeals and until the ratification of the Event Management Committee.

Time limit for protest expires 60' at the latest after publication of the results - Mr. .... Time: .....

DORNA DATA PROCESSING TIMING SERVICE DORNA DATA PROCESSING TIMING SERVICE DORNA DATA PROCESSING TIMING SERVICE DORNA DATA PROCESSING TIMING SERVICE DORNA DATA PROCESSING TIMING SERVICE DORNA DATA PROCESSING TIMING SERVICE DORNA DATA PROCCESSS








5245 m.

## GRAN PREMIO D'ITALIA OAKLEY

### Qualifying Practice

### Fastest Laps Sequence

**Rookies Cup**

<i>Practice Time</i>	 <i>Rider</i>	<i>Nation</i>	<i>Motorcycle</i>	<i>Time</i>	<i>Km/h</i>	<i>Rider's Lap</i>
<b>4'26.173</b>	<b>22 Peetu PAAVILAINEN</b>	FIN	KTM	<b>2'05.548</b>	150.3	2
<b>4'35.293</b>	<b>30 Max COOK</b>	GBR	KTM	<b>2'05.107</b>	150.9	2
<b>4'41.137</b>	<b>99 Carlos TATAY</b>	SPA	KTM	<b>2'03.316</b>	153.1	2
<b>4'41.192</b>	<b>92 Yuki KUNII</b>	JPN	KTM	<b>2'03.090</b>	153.3	2
<b>4'41.240</b>	<b>28 Adrian CARRASCO</b>	SPA	KTM	<b>2'02.968</b>	153.5	2
<b>4'41.309</b>	<b>7 Barry BALTUS</b>	BEL	KTM	<b>2'02.964</b>	153.5	2
<b>4'41.359</b>	<b>12 Filip SALAC</b>	CZE	KTM	<b>2'02.705</b>	153.8	2
<b>7'22.354</b>	<b>61 Can ÖNCÜ</b>	TUR	KTM	<b>2'02.153</b>	154.5	3
<b>8'49.097</b>	<b>99 Carlos TATAY</b>	SPA	KTM	<b>2'02.080</b>	154.6	4
<b>8'49.137</b>	<b>28 Adrian CARRASCO</b>	SPA	KTM	<b>2'01.676</b>	155.1	4
<b>10'54.002</b>	<b>12 Filip SALAC</b>	CZE	KTM	<b>2'01.449</b>	155.4	5
<b>12'57.306</b>	<b>83 Meikon KAWAKAMI</b>	BRA	KTM	<b>2'01.237</b>	155.7	6
<b>25'17.121</b>	<b>83 Meikon KAWAKAMI</b>	BRA	KTM	<b>2'01.148</b>	155.8	12