Autodromo del Mugello

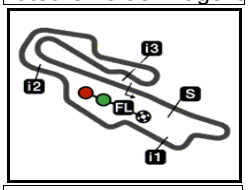

5245 m.

Results and timing service provided by TISSOT

RookiesCup

GRAN PREMIO D'ITALIA OAKLEY

Race

Classification after 15 laps = 78.675 km

20

Pos			Rider	Nation	Team	Motorcycle	Total Time	Km/h	Gap
1	25	92	**Yuki KUNII**	JPN	Red Bull MotoGP Rookies Cup	KTM	**30'36.642**	154.2	
2	20	61	**Can ÖNCÜ**	TUR	Red Bull MotoGP Rookies Cup	KTM	**30'36.673**	154.2	0.031
3	16	28	**Adrian CARRASCO**	SPA	Red Bull MotoGP Rookies Cup	KTM	**30'36.698**	154.2	0.056
4	13	99	**Carlos TATAY**	SPA	Red Bull MotoGP Rookies Cup	KTM	**30'36.773**	154.1	0.131
5	11	24	**Xavier ARTIGAS**	SPA	Red Bull MotoGP Rookies Cup	KTM	**30'36.893**	154.1	0.251
6	10	53	**Deniz ÖNCÜ**	TUR	Red Bull MotoGP Rookies Cup	KTM	**30'36.950**	154.1	0.308
7	9	66	**Adrian HUERTAS**	SPA	Red Bull MotoGP Rookies Cup	KTM	**30'37.006**	154.1	0.364
8	8	83	**Meikon KAWAKAMI**	BRA	Red Bull MotoGP Rookies Cup	KTM	**30'37.032**	154.1	0.390
9	7	6	**Ryusei YAMANAKA**	JPN	Red Bull MotoGP Rookies Cup	KTM	**30'37.272**	154.1	0.630
10	6	12	**Filip SALAC**	CZE	Red Bull MotoGP Rookies Cup	KTM	**30'37.473**	154.1	0.831
11	5	40	**Sean KELLY**	USA	Red Bull MotoGP Rookies Cup	KTM	**30'37.584**	154.1	0.942
12	4	43	**Steward GARCIA**	COL	Red Bull MotoGP Rookies Cup	KTM	**30'37.832**	154.1	1.190
13	3	7	**Barry BALTUS**	BEL	Red Bull MotoGP Rookies Cup	KTM	**30'38.169**	154.0	1.527
14	2	11	**Dan JONES**	GBR	Red Bull MotoGP Rookies Cup	KTM	**30'50.187**	153.0	13.545
15	1	29	**Billy VAN EERDE**	AUS	Red Bull MotoGP Rookies Cup	KTM	**30'59.927**	152.2	23.285
16		22	**Peetu PAAVILAINEN**	FIN	Red Bull MotoGP Rookies Cup	KTM	**31'00.007**	152.2	23.365
17		88	**Matteo PATACCA**	ITA	Red Bull MotoGP Rookies Cup	KTM	**31'00.040**	152.2	23.398
18		3	**Pasquale ALFANO**	ITA	Red Bull MotoGP Rookies Cup	KTM	**31'00.093**	152.2	23.451
19		5	**Simon JESPERSEN**	DEN	Red Bull MotoGP Rookies Cup	KTM	**31'00.282**	152.2	23.640
20		44	**Nicolas HERNANDEZ**	COL	Red Bull MotoGP Rookies Cup	KTM	**31'00.283**	152.2	23.641
21		62	**Aidan LIEBENBERG**	RSA	Red Bull MotoGP Rookies Cup	KTM	**31'28.470**	149.9	51.828
22		19	**Sasha DE VITS**	BEL	Red Bull MotoGP Rookies Cup	KTM	**31'35.000**	149.4	58.358
Not classified									
		30	**Max COOK**	GBR	Red Bull MotoGP Rookies Cup	KTM	**10'23.631**	151.3	10 laps
		31	**Gerry SALIM**	INA	Red Bull MotoGP Rookies Cup	KTM	**4'13.299**	149.0	13 laps

Race condition: **Dry**
Air: 26°
Humidity: 53%
Ground: 43°

Pole Position:		**Meikon KAWAKAMI**	**2'01.148**	155.8 Km/h
Fastest Lap (New record):	Lap 5	**Adrian HUERTAS**	**2'00.957**	156.1 Km/h
Circuit Record Lap:	2014	**Stefano MANZI**	**2'01.350**	155.5 Km/h
Circuit Best Lap:	2018	**Adrian HUERTAS**	**2'00.957**	156.1 Km/h

16:15'00		**SIGHTING LAP START**
16:28'00		**WARM UP LAP START**
16:31'32		**RACE START**
16:34'48	**Sasha DE VITS**	**jump start**
16:34'58	**Sasha DE VITS**	**ride through penalty**
16:36'57	Gerry SALIM	entered pits and retired
16:42'00	Sasha DE VITS	entered pits for ride through
16:42'19	Sasha DE VITS	re-joined race
16:42'57	Max COOK	crashed out - Rider OK
17:02'04		Video finish in progress for 19th position
17:03'54		Video finish confirms 19th position for rid

The results are provisional until the end of the limit for protest and appeals.

Time limit for protest expires 30' after publication of the results - ..... Time: .....

DORNA DATA PROCESSING ,TIMING SERVICE DORNA DATA PROCESSING TIMING SERVICE DORNA DATA PROCESSING TIMING SERVICE DORNA DATA PROCESSING TIMING SERVICE DORNA DATA PROCESSING TIMING SERVICE DORNA DATA PROCESSING TIMING SERVICE DORNA DATA PROCESSING TIMING SERVICE DORNA DATA PROCCEESSS

Mugello, Saturday, June 02, 2018

Autodromo del Mugello

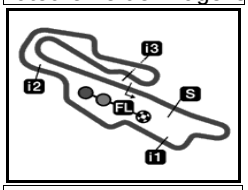

5245 m.

Results and timing service provided by TISSOT

RookiesCup

GRAN PREMIO D'ITALIA OAKLEY

Championship Classification

21

	Rider		Nation	Points	SPA	SPA	ITA	NED	NED	GER	GER	AUT	AUT	RSM	ARA	ARA
1	**ÖNCÜ Can**		TUR	**65**	25	20	20									
2	**TATAY Carlos**		SPA	**58**	20	25	13									
3	**KUNII Yuki**		JPN	**40**	5	10	25									
4	**ÖNCÜ Deniz**		TUR	**39**	13	16	10									
5	**SALAC Filip**		CZE	**35**	16	13	6									
6	**YAMANAKA Ryusei**		JPN	**28**	10	11	7									
7	**CARRASCO Adrian**		SPA	**23**	7	0	16									
8	**ARTIGAS Xavier**		SPA	**23**	11	1	11									
9	**KELLY Sean**		USA	**22**	8	9	5									
10	**HUERTAS Adrian**		SPA	**17**	2	6	9									
11	**BALTUS Barry**		BEL	**17**	9	5	3									
12	**KAWAKAMI Meikon**		BRA	**14**	6	0	8									
13	**GARCIA Steward**		COL	**12**	0	8	4									
14	**JONES Dan**		GBR	**8**	4	2	2									
15	**PATACCA Matteo**		ITA	**7**	0	7	0									
16	**PAAVILAINEN Peetu**		FIN	**4**	-	4	0									
17	**DE VITS Sasha**		BEL	**4**	1	3	0									
18	**COOK Max**		GBR	**3**	3	0	-									
19	**VAN EERDE Billy**		AUS	**1**	0	0	1									
20	**JESPERSEN Simon**		DEN	**0**	0	0	0									
21	**ALFANO Pasquale**		ITA	**0**	0	0	0									
22	**SALIM Gerry**		INA	**0**	0	0	-									
23	**HERNANDEZ Nicolas**		COL	**0**	0	0	0									
24	**LIEBENBERG Aidan**		RSA	**0**	0	0	0									

DORNA DATA PROCESSING ,TIMING SERVICE DORNA DATA PROCESSING TIMING SERVICE DORNA DATA PROCESSING TIMING SERVICE DORNA DATA PROCESSING TIMING SERVICE DORNA DATA PROCESSING TIMING SERVICE DORNA DATA PROCESSING TIMING SERVICE DORNA DATA PROCESSING TIMING SERVICE DORNA DATA PROCCEESSS

Mugello, Saturday, June 02, 2018

Autodromo del Mugello

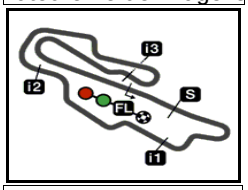

5245 m.

Results and timing service provided by TISSOT

RookiesCup

GRAN PREMIO D'ITALIA OAKLEY

Race

Lap Chart

22

Pos	1	2	3	4	5	6	7	8	9	10	11	12	13	14	15	16	17	18	19	20	21	22	23	24
Grid	83	61	31	12	92	53	24	28	99	6	66	11	7	88	43	40	19	22	29	30	5	62	44	3
1	61	12	53	6	40	83	28	66	92	24	99	31	7	43	11	29	30	22	19	88	62	5	44	3
2	61	12	53	92	28	40	83	6	66	99	31	7	24	43	11	22	30	88	29	19	3	5	44	62
3	61	12	53	92	40	6	83	99	28	24	66	7	43	11	22	30	88	29	19	3	5	44	62	
4	61	12	53	92	40	6	99	83	24	66	28	7	11	43	30	22	88	19	3	29	5	44	62	
5	61	12	53	6	92	99	40	24	83	66	28	43	7	11	30	22	88	3	29	5	44	62	19	
6	61	12	6	92	99	53	66	24	83	40	28	43	7	11	88	22	29	3	5	44	62	19		
7	66	6	61	92	99	12	24	53	28	43	83	40	7	11	88	22	29	3	5	44	62	19		
8	66	6	99	61	92	12	24	28	43	83	53	40	7	11	22	88	29	3	44	5	62	19		
9	66	99	6	61	24	12	92	53	28	43	40	83	7	11	88	22	5	3	29	44	62	19		
10	99	24	66	12	61	6	53	83	43	28	92	40	7	11	3	22	88	5	29	44	62	19		
11	61	99	6	83	24	92	12	66	28	43	53	40	7	11	29	88	22	5	3	44	62	19		
12	61	83	99	6	24	28	92	66	12	53	43	40	7	11	29	88	5	22	3	44	62	19		
13	61	99	83	92	24	66	28	53	6	43	12	40	7	11	29	22	88	5	3	44	62	19		
14	24	99	53	92	61	28	43	83	66	6	40	7	12	11	29	88	22	3	5	44	62	19		
15	92	61	28	99	24	53	66	83	6	12	40	43	7	11	29	22	88	3	5	44	62	19		

Laps

Winner Lapped rider

DORNA DATA PROCESSING TIMING SERVICE DORNA DATA PROCESSING TIMING SERVICE DORNA DATA PROCESSING TIMING SERVICE DORNA DATA PROCESSING TIMING SERVICE DORNA DATA PROCESSING TIMING SERVICE DORNA DATA PROCESSING TIMING SERVICE DORNA DATA PROCESSING TIMING SERVICE DORNA DATA PROCCEESSS

Mugello, Saturday, June 02, 2018

Autodromo del Mugello

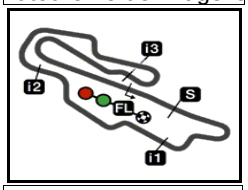

5245 m.

Results and timing service provided by TISSOT

RookiesCup

GRAN PREMIO D'ITALIA OAKLEY

Race

Fastest Lap of Each Rider

23

		Rider	Nation	Team	Motorcycle	Time	Lap	Total	Gap	
1	66	**Adrian HUERTAS**	SPA	Red Bull MotoGP Rookies Cup	KTM	**2'00.957**	5	15		
2	99	**Carlos TATAY**	SPA	Red Bull MotoGP Rookies Cup	KTM	**2'01.005**	4	15	0.048	0.048
3	24	**Xavier ARTIGAS**	SPA	Red Bull MotoGP Rookies Cup	KTM	**2'01.008**	5	15	0.051	0.003
4	11	**Dan JONES**	GBR	Red Bull MotoGP Rookies Cup	KTM	**2'01.040**	4	15	0.083	0.032
5	43	**Steward GARCIA**	COL	Red Bull MotoGP Rookies Cup	KTM	**2'01.045**	5	15	0.088	0.005
6	28	**Adrian CARRASCO**	SPA	Red Bull MotoGP Rookies Cup	KTM	**2'01.058**	12	15	0.101	0.013
7	12	**Filip SALAC**	CZE	Red Bull MotoGP Rookies Cup	KTM	**2'01.100**	15	15	0.143	0.042
8	6	**Ryusei YAMANAKA**	JPN	Red Bull MotoGP Rookies Cup	KTM	**2'01.189**	4	15	0.232	0.089
9	83	**Meikon KAWAKAMI**	BRA	Red Bull MotoGP Rookies Cup	KTM	**2'01.234**	10	15	0.277	0.045
10	40	**Sean KELLY**	USA	Red Bull MotoGP Rookies Cup	KTM	**2'01.264**	4	15	0.307	0.030
11	53	**Deniz ÖNCÜ**	TUR	Red Bull MotoGP Rookies Cup	KTM	**2'01.297**	12	15	0.340	0.033
12	92	**Yuki KUNII**	JPN	Red Bull MotoGP Rookies Cup	KTM	**2'01.373**	12	15	0.416	0.076
13	7	**Barry BALTUS**	BEL	Red Bull MotoGP Rookies Cup	KTM	**2'01.417**	5	15	0.460	0.044
14	61	**Can ÖNCÜ**	TUR	Red Bull MotoGP Rookies Cup	KTM	**2'01.497**	4	15	0.540	0.080
15	31	**Gerry SALIM**	INA	Red Bull MotoGP Rookies Cup	KTM	**2'02.317**	2	2	1.360	0.820
16	88	**Matteo PATACCA**	ITA	Red Bull MotoGP Rookies Cup	KTM	**2'02.336**	3	15	1.379	0.019
17	30	**Max COOK**	GBR	Red Bull MotoGP Rookies Cup	KTM	**2'02.411**	5	5	1.454	0.075
18	44	**Nicolas HERNANDEZ**	COL	Red Bull MotoGP Rookies Cup	KTM	**2'02.557**	6	15	1.600	0.146
19	22	**Peetu PAAVILAINEN**	FIN	Red Bull MotoGP Rookies Cup	KTM	**2'02.666**	2	15	1.709	0.109
20	3	**Pasquale ALFANO**	ITA	Red Bull MotoGP Rookies Cup	KTM	**2'02.671**	5	15	1.714	0.005
21	29	**Billy VAN EERDE**	AUS	Red Bull MotoGP Rookies Cup	KTM	**2'02.771**	6	15	1.814	0.100
22	5	**Simon JESPERSEN**	DEN	Red Bull MotoGP Rookies Cup	KTM	**2'02.774**	5	15	1.817	0.003
23	19	**Sasha DE VITS**	BEL	Red Bull MotoGP Rookies Cup	KTM	**2'02.942**	4	15	1.985	0.168
24	62	**Aidan LIEBENBERG**	RSA	Red Bull MotoGP Rookies Cup	KTM	**2'03.358**	3	15	2.401	0.416

DORNA DATA PROCESSING ,TIMING SERVICE DORNA DATA PROCESSING TIMING SERVICE DORNA DATA PROCESSING TIMING SERVICE DORNA DATA PROCESSING TIMING SERVICE DORNA DATA PROCESSING TIMING SERVICE DORNA DATA PROCESSING TIMING SERVICE DORNA DATA PROCESSING TIMING SERVICE DORNA DATA PROCCEESSS

Mugello, Saturday, June 02, 2018

Autodromo del Mugello

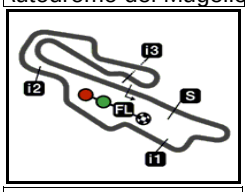

5245 m.

Results and timing service provided by TISSOT

RookiesCup

GRAN PREMIO D'ITALIA OAKLEY

After the **Race**

Event Best Maximum Speed

24

	Rider	Nation	Team	Motorcycle	Km/h	
92	**Yuki KUNII**	**JPN**	Red Bull MotoGP Rookies Cup	KTM	**231.8**	Race
24	**Xavier ARTIGAS**	**SPA**	Red Bull MotoGP Rookies Cup	KTM	**231.8**	Qualifying Practice
30	**Max COOK**	**GBR**	Red Bull MotoGP Rookies Cup	KTM	**230.8**	Free Practice Nr. 2
19	**Sasha DE VITS**	**BEL**	Red Bull MotoGP Rookies Cup	KTM	**229.8**	Free Practice Nr. 2
28	**Adrian CARRASCO**	**SPA**	Red Bull MotoGP Rookies Cup	KTM	**227.8**	Race
40	**Sean KELLY**	**USA**	Red Bull MotoGP Rookies Cup	KTM	**227.5**	Race
22	**Peetu PAAVILAINEN**	**FIN**	Red Bull MotoGP Rookies Cup	KTM	**227.5**	Race
53	**Deniz ÖNCÜ**	**TUR**	Red Bull MotoGP Rookies Cup	KTM	**227.4**	Race
43	**Steward GARCIA**	**COL**	Red Bull MotoGP Rookies Cup	KTM	**227.2**	Race
7	**Barry BALTUS**	**BEL**	Red Bull MotoGP Rookies Cup	KTM	**226.8**	Race
83	**Meikon KAWAKAMI**	**BRA**	Red Bull MotoGP Rookies Cup	KTM	**226.7**	Race
11	**Dan JONES**	**GBR**	Red Bull MotoGP Rookies Cup	KTM	**226.5**	Race
66	**Adrian HUERTAS**	**SPA**	Red Bull MotoGP Rookies Cup	KTM	**226.2**	Race
6	**Ryusei YAMANAKA**	**JPN**	Red Bull MotoGP Rookies Cup	KTM	**226.0**	Qualifying Practice
5	**Simon JESPERSEN**	**DEN**	Red Bull MotoGP Rookies Cup	KTM	**225.8**	Race
99	**Carlos TATAY**	**SPA**	Red Bull MotoGP Rookies Cup	KTM	**225.8**	Free Practice Nr. 2
29	**Billy VAN EERDE**	**AUS**	Red Bull MotoGP Rookies Cup	KTM	**225.6**	Race
12	**Filip SALAC**	**CZE**	Red Bull MotoGP Rookies Cup	KTM	**225.4**	Race
88	**Matteo PATACCA**	**ITA**	Red Bull MotoGP Rookies Cup	KTM	**225.3**	Race
61	**Can ÖNCÜ**	**TUR**	Red Bull MotoGP Rookies Cup	KTM	**225.1**	Race
31	**Gerry SALIM**	**INA**	Red Bull MotoGP Rookies Cup	KTM	**225.0**	Qualifying Practice
62	**Aidan LIEBENBERG**	**RSA**	Red Bull MotoGP Rookies Cup	KTM	**224.9**	Race
3	**Pasquale ALFANO**	**ITA**	Red Bull MotoGP Rookies Cup	KTM	**224.9**	Race
44	**Nicolas HERNANDEZ**	**COL**	Red Bull MotoGP Rookies Cup	KTM	**224.8**	Race

DORNA DATA PROCESSING -TIMING SERVICE DORNA DATA PROCESSING TIMING SERVICE DORNA DATA PROCESSING TIMING SERVICE DORNA DATA PROCESSING TIMING SERVICE DORNA DATA PROCESSING TIMING SERVICE DORNA DATA PROCESSING TIMING SERVICE DORNA DATA PROCESSING TIMING SERVICE DORNA DATA PROCCEESSS

Mugello, Saturday, June 02, 2018

Autodromo del Mugello

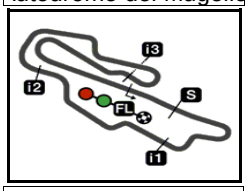

5245 m.

Results and timing service provided by TISSOT

RookiesCup

GRAN PREMIO D'ITALIA OAKLEY

Race

Chronological Analysis of Performances

25

** Lap / Sector time cancelled*
P Crossing the finish line in pit lane
T1 Time from finish line to 1st intermediate
T2 Time from 1st intermed. to 2nd intermed.
T3 Time from 2nd intermed. to 3rd intermed.
T4 Time from 3rd intermediate to finish line

1st 92 Yuki KUNII — Red Bull MotoGP Roo JPN

Lap	Lap Time	T1	T2	T3	T4	Speed
1	2'10.483	38.075	25.182	38.012	29.214	173.3
2	**2'01.605**	29.665	25.078	37.759	29.103	226.5
3	**2'01.821**	29.552	25.135	37.862	29.272	222.2
4	**2'01.739**	29.500	24.937	38.341	28.961	221.4
5	**2'01.437**	29.234	25.003	37.961	29.239	224.0
6	**2'01.503**	29.399	25.076	38.054	28.974	226.4
7	**2'02.227**	29.445	25.187	38.176	29.419	223.5
8	**2'02.055**	29.665	25.321	38.046	29.023	220.0
9	**2'02.263**	29.999	24.924	38.008	29.332	222.3
10	**2'02.379**	29.958	25.094	38.229	29.098	225.8
11	**2'01.726**	29.467	24.952	38.102	29.205	230.2
12	**2'01.373**	29.407	25.007	38.070	28.889	224.9
13	**2'02.094**	29.501	25.186	38.163	29.244	231.8
14	**2'01.941**	29.506	24.975	38.228	29.232	222.1
15	**2'01.996**	29.212	25.246	37.968	29.570	222.4

2nd 61 Can ÖNCÜ — Red Bull MotoGP Roo TUR

Lap	Lap Time	T1	T2	T3	T4	Speed
1	2'09.362	36.731	25.090	37.964	29.577	168.6
2	**2'02.048**	29.820	25.054	37.765	29.409	214.6
3	**2'01.773**	29.522	24.922	37.880	29.449	215.3
4	**2'01.497**	29.473	24.929	37.769	29.326	215.3
5	**2'01.930**	29.602	25.102	37.842	29.384	215.2
6	**2'01.623**	29.522	24.930	37.729	29.442	216.3
7	**2'02.558**	30.061	25.268	37.963	29.266	215.0
8	**2'02.048**	29.356	25.066	37.786	29.840	220.9
9	**2'01.860**	29.789	25.032	37.847	29.192	219.3
10	**2'02.057**	29.464	25.095	38.091	29.407	221.1
11	**2'01.608**	29.397	24.925	37.835	29.451	225.1
12	**2'01.663**	29.738	24.882	37.677	29.366	219.2
13	**2'02.490**	30.022	25.086	38.017	29.365	216.8
14	**2'02.175**	30.042	25.152	37.885	29.096	215.1
15	**2'01.981**	29.294	25.026	38.500	29.161	220.9

3rd 28 Adrian CARRASCO — Red Bull MotoGP Roo SPA

Lap	Lap Time	T1	T2	T3	T4	Speed
1	2'10.243	37.845	25.240	37.991	29.167	177.1
2	**2'02.238**	29.598	25.213	38.180	29.247	221.6
3	**2'02.608**	29.439	25.260	38.808	29.101	222.5
4	**2'01.784**	29.432	25.108	37.926	29.318	227.8
5	**2'01.387**	29.445	24.907	38.071	28.964	224.5
6	**2'01.610**	29.156	25.128	38.325	29.001	225.1
7	**2'01.455**	29.234	25.298	38.167	28.756	224.3
8	**2'01.911**	29.593	25.150	38.408	28.760	223.1
9	**2'02.147**	29.805	24.958	38.278	29.106	223.2
10	**2'02.085**	29.468	25.058	38.185	29.374	225.1
11	**2'02.019**	29.593	25.383	38.127	28.916	223.6
12	**2'01.058**	29.322	24.907	37.876	28.953	224.2
13	**2'02.352**	30.087	24.910	38.162	29.193	223.8
14	**2'01.841**	29.808	25.067	37.910	29.056	221.7
15	**2'01.960**	29.659	25.095	38.092	29.114	223.8

4th 99 Carlos TATAY — Red Bull MotoGP Roo SPA

Lap	Lap Time	T1	T2	T3	T4	Speed
1	2'10.940	38.226	25.430	38.234	29.050	179.0
2	**2'01.961**	29.590	25.413	38.065	28.893	222.1
3	**2'02.160**	29.571	25.119	38.520	28.950	223.0
4	**2'01.005**	29.296	25.015	37.971	28.723	224.5
5	**2'01.060**	29.413	24.859	38.082	28.706	222.9
6	**2'01.850**	29.782	25.083	37.969	29.016	222.9
7	**2'02.169**	29.483	25.291	38.220	29.175	223.1
8	**2'01.632**	29.541	25.025	37.955	29.111	221.5
9	**2'01.809**	29.274	24.979	38.279	29.277	221.8
10	**2'01.921**	29.193	25.047	38.205	29.476	222.5
11	**2'01.905**	29.752	25.064	37.850	29.239	220.2
12	**2'01.762**	29.935	24.982	37.913	28.932	223.6
13	**2'02.430**	29.671	25.143	38.254	29.362	223.5
14	**2'01.933**	29.361	24.952	38.172	29.448	223.2
15	**2'02.236**	30.040	24.979	38.119	29.098	216.5

5th 24 Xavier ARTIGAS — Red Bull MotoGP Roo SPA

Lap	Lap Time	T1	T2	T3	T4	Speed
1	2'10.543	37.574	25.604	38.294	29.071	175.2
2	**2'02.799**	29.785	25.684	38.342	28.988	225.9
3	**2'01.783**	29.426	25.046	38.484	28.827	229.7
4	**2'01.559**	29.344	25.099	38.121	28.995	226.8
5	**2'01.008**	29.211	25.028	37.952	28.817	227.4
6	**2'01.545**	29.471	25.109	38.118	28.847	230.5
7	**2'01.980**	29.336	25.259	38.301	29.084	228.5
8	**2'01.797**	29.562	25.259	38.145	28.831	224.1
9	**2'01.802**	29.526	25.194	37.925	29.157	226.1
10	**2'01.765**	29.125	25.185	38.066	29.389	225.2
11	**2'02.004**	29.812	25.065	38.049	29.078	220.5
12	**2'01.884**	29.847	25.035	37.931	29.071	225.0
13	**2'02.268**	29.266	25.456	38.153	29.393	227.8
14	**2'01.796**	29.355	24.961	38.193	29.287	224.5
15	**2'02.360**	30.167	24.988	38.075	29.130	213.3

Fastest Lap: Yuki KUNII — Red Bull MotoGP Roo JPN — **2'01.373** — 29.407 — 25.007 — 38.070 — 28.889

DORNA DATA PROCESSING -TIMING SERVICE DORNA DATA PROCESSING TIMING SERVICE DORNA DATA PROCESSING TIMING SERVICE DORNA DATA PROCESSING TIMING SERVICE DORNA DATA PROCESSING TIMING SERVICE DORNA DATA PROCESSING TIMING SERVICE DORNA DATA PROCESSING TIMING SERVICE DORNA DATA PROCCEESSS

Mugello, Saturday, June 02, 2018

6th 53 Deniz ÖNCÜ — Red Bull MotoGP Roo TUR

Lap	Lap Time	T1	T2	T3	T4	Speed
1	2'09.955	37.150	25.299	38.179	29.327	173.8
2	**2'01.760**	29.718	25.100	37.969	28.973	220.8
3	2'02.181 *	29.792	25.202	38.183*	29.004	219.3
4	**2'01.368**	29.392	24.960	38.133	28.883	223.0
5	**2'01.778**	29.525	24.947	37.946	29.360	222.3
6	**2'02.008**	29.755	25.303	38.065	28.885	223.8
7	**2'02.221**	29.706	25.226	38.312	28.977	223.7
8	**2'02.237**	30.156	25.169	38.206	28.706	223.0
9	**2'01.734**	29.773	25.067	37.887	29.007	224.6
10	2'01.765 *	29.526	24.959	38.134*	29.146	220.9
11	**2'02.747**	30.245	25.204	38.480	28.818	221.9
12	**2'01.297**	29.661	24.868	38.051	28.717	225.6
13	**2'01.927**	29.739	24.993	38.234	28.961	227.4
14	**2'01.608**	29.464	24.947	38.118	29.079	224.7
15	**2'02.364**	30.058	25.132	38.120	29.054	223.7

7th 66 Adrian HUERTAS — Red Bull MotoGP Roo SPA

Lap	Lap Time	T1	T2	T3	T4	Speed
1	2'10.290	37.726	25.106	38.333	29.125	180.0
2	**2'02.384**	30.122	25.043	38.359	28.860	213.9
3	**2'02.578**	29.691	24.876	39.222	28.789	221.9
4	**2'01.584**	29.523	24.917	38.162	28.982	225.1
5	**2'00.957**	29.441	24.911	37.871	28.734	224.0
6	**2'01.323**	29.537	25.070	38.140	28.576	223.0
7	**2'01.624**	29.720	25.128	37.856	28.920	223.8
8	**2'01.860**	29.438	25.187	37.822	29.413	218.9
9	2'01.984 *	29.588	24.928	38.119*	29.349	221.1
10	2'02.028 *	29.806	25.205	38.044*	28.973	218.3
11	**2'02.829**	30.268	25.440	38.142	28.979	216.4
12	**2'01.276**	29.540	24.992	38.145	28.599	223.6
13	**2'02.107**	29.541	25.079	38.299	29.188	225.9
14	**2'02.286**	29.890	25.070	38.342	28.984	224.2
15	**2'01.896**	29.738	25.019	38.171	28.968	226.2

8th 83 Meikon KAWAKAMI — Red Bull MotoGP Roo BRA

Lap	Lap Time	T1	T2	T3	T4	Speed
1	2'10.177	37.025	25.233	38.504	29.415	167.4
2	**2'02.383**	29.754	25.282	38.280	29.067	218.5
3	**2'02.044**	29.136	25.267	38.640	29.001	223.8
4	**2'01.524**	29.413	24.991	38.100	29.020	222.2
5	**2'01.620**	29.422	25.132	38.075	28.991	223.2
6	**2'01.803**	29.339	25.087	38.493	28.884	223.6
7	**2'02.054**	29.424	25.116	38.407	29.107	221.9
8	**2'01.653**	29.751	24.926	38.077	28.899	225.8
9	**2'02.575**	29.956	25.229	38.042	29.348	224.6
10	**2'01.234**	29.275	24.875	38.057	29.027	226.7
11	**2'01.406**	29.438	25.040	37.821	29.107	226.1
12	**2'01.699**	29.757	24.993	37.644	29.305	216.3
13	**2'02.441**	29.427	25.209	38.054	29.751	221.7
14	**2'02.205**	30.135	25.203	38.091	28.776	216.5
15	**2'02.214**	29.533	24.948	38.338	29.395	223.4

9th 6 Ryusei YAMANAKA — Red Bull MotoGP Roo JPN

Lap	Lap Time	T1	T2	T3	T4	Speed
1	2'10.140	37.253	25.297	38.343	29.247	177.1
2	**2'02.477**	30.121	25.085	38.259	29.012	221.4
3	**2'01.927**	29.476	24.994	38.577	28.880	225.4
4	**2'01.189**	29.332	24.870	38.184	28.803	223.4
5	**2'01.341**	29.432	24.816	38.001	29.092	223.1
6	**2'01.416**	29.447	24.874	37.923	29.172	223.7
7	**2'02.259**	29.588	24.990	38.221	29.460	220.2
8	**2'01.917**	29.548	25.150	37.935	29.284	219.1
9	**2'01.991**	29.747	24.803	38.178	29.263	221.5
10	**2'02.155**	29.600	25.082	38.402	29.071	219.4
11	**2'01.652**	29.975	25.024	37.781	28.872	220.2
12	**2'01.939**	30.070	25.041	37.896	28.932	218.9
13	**2'02.618**	30.094	24.982	38.313	29.229	223.1
14	**2'02.233**	29.945	25.118	38.143	29.027	223.3
15	**2'02.018**	29.678	25.329	38.069	28.942	224.3

10th 12 Filip SALAC — Red Bull MotoGP Roo CZE

Lap	Lap Time	T1	T2	T3	T4	Speed
1	2'09.392	36.484	25.184	38.400	29.324	173.6
2	**2'02.282**	29.892	25.122	38.023	29.245	218.4
3	**2'01.765**	29.489	25.049	37.966	29.261	219.0
4	**2'01.628**	29.370	25.082	37.941	29.235	223.2
5	**2'01.676**	29.364	25.139	37.972	29.201	223.1
6	2'01.743 *	29.477	25.147*	38.110	29.009	222.2
7	**2'02.664**	29.661	25.286	38.291	29.426	216.6
8	**2'01.830**	29.691	25.083	38.105	28.951	222.6
9	**2'02.139**	29.975	25.009	38.007	29.148	225.4
10	**2'01.499**	29.421	24.995	37.974	29.109	222.7
11	2'02.818 *	29.953	25.156	38.367	29.342*	218.3
12	**2'01.352**	29.395	24.985	38.121	28.851	223.4
13	**2'02.475**	29.965	24.921	38.185	29.404	225.4
14	**2'03.110**	31.418	24.907	37.882	28.903	182.2
15	**2'01.100**	29.268	24.977	38.017	28.838	222.9

11th 40 Sean KELLY — Red Bull MotoGP Roo USA

Lap	Lap Time	T1	T2	T3	T4	Speed
1	2'10.164	37.362	25.279	38.318	29.205	179.7
2	**2'02.331**	29.584	25.241	38.364	29.142	222.6
3	**2'01.945**	29.351	25.145	38.389	29.060	221.3
4	**2'01.264**	29.214	25.050	38.123	28.877	225.5
5	**2'01.946**	29.675	25.210	38.003	29.058	226.6
6	**2'02.021**	29.607	25.075	38.418	28.921	227.5
7	**2'02.103**	29.378	25.278	38.633	28.814	225.4
8	**2'02.282**	29.725	25.296	38.270	28.991	225.9
9	**2'01.713**	29.421	25.088	38.229	28.975	224.5
10	**2'02.255**	29.412	25.286	38.171	29.386	223.6
11	**2'02.081**	29.503	25.196	38.365	29.017	224.2
12	**2'01.857**	29.445	25.050	38.155	29.207	225.0
13	**2'01.604**	29.327	25.011	38.244	29.022	225.0
14	**2'02.035**	29.512	25.286	38.192	29.045	226.9
15	**2'01.983**	29.508	25.182	38.267	29.026	226.9

12th 43 Steward GARCIA — Red Bull MotoGP Roo COL

Lap	Lap Time	T1	T2	T3	T4	Speed
1	2'12.014	38.304	26.018	38.257	29.435	178.8
2	**2'02.059**	29.513	25.043	38.277	29.226	223.5

Fastest Lap: Yuki KUNII — Red Bull MotoGP Roo JPN — **2'01.373** — 29.407 — 25.007 — 38.070 — 28.889

DORNA DATA PROCESSING TIMING SERVICE DORNA DATA PROCESSING TIMING SERVICE DORNA DATA PROCESSING TIMING SERVICE DORNA DATA PROCESSING TIMING SERVICE DORNA DATA PROCESSING TIMING SERVICE DORNA DATA PROCESSING TIMING SERVICE DORNA DATA PROCESSING TIMING SERVICE DORNA DATA PROCCEESSS

Lap	Lap Time	T1	T2	T3	T4	Speed
3	2'02.217	29.340	25.575	38.273	29.029	223.7
4	2'01.078 *	29.314	24.829	37.910	29.025*	224.1
5	2'01.045	29.364	24.858	38.193	28.630	225.1
6	2'01.475	29.356	24.871	38.381	28.867	226.8
7	2'01.716	29.455	25.118	38.293	28.850	222.2
8	2'01.653	29.787	24.980	38.238	28.648	223.8
9	2'02.138	30.111	25.242	38.009	28.776	223.6
10	2'01.794	29.540	25.047	38.313	28.894	224.5
11	2'02.311	30.161	25.248	38.213	28.689	223.0
12	2'01.665	29.623	24.939	38.438	28.665	223.0
13	2'01.857	29.743	24.960	38.291	28.863	227.2
14	2'01.785	29.836	25.088	38.161	28.700	224.9
15	2'03.025	29.965	25.296	38.391	29.373	223.2

13th 7 Barry BALTUS — Red Bull MotoGP Roo BEL

Lap	Lap Time	T1	T2	T3	T4	Speed
1	2'11.351	38.516	25.347	38.209	29.279	175.7
2	2'01.984	29.436	25.224	38.224	29.100	221.6
3	2'02.285	29.536	24.997	38.720	29.032	226.6
4	2'01.537	29.271	24.957	38.151	29.158	223.4
5	2'01.417	29.261	24.876	38.138	29.142	224.0
6	2'01.615 *	29.275	24.900	38.405	29.035*	224.9
7	2'01.820	29.269	25.083	38.525	28.943	225.1
8	2'02.170	29.502	25.314	38.126	29.228	226.8
9	2'01.874	29.522	25.047	38.155	29.150	224.6
10	2'02.235	29.352	25.178	38.230	29.475	225.5
11	2'02.135 *	29.348	25.189	38.425*	29.173	222.5
12	2'01.623	29.302	24.987	38.209	29.125	224.2
13	2'01.722	29.401	24.960	38.061	29.300	226.0
14	2'02.184	29.434	25.250	38.231	29.269	225.4
15	2'02.217	29.488	25.014	38.322	29.393	223.1

14th 11 Dan JONES — Red Bull MotoGP Roo GBR

Lap	Lap Time	T1	T2	T3	T4	Speed
1	2'12.151	38.425	25.760	38.526	29.440	176.8
2	2'01.969	29.282	25.240	38.313	29.134	223.7
3	2'02.197	29.159	25.784	38.354	28.900	226.5
4	2'01.040	29.044	24.921	37.915	29.160	224.4
5	2'02.046	29.208	24.877	38.431	29.530	225.8
6	2'03.437	30.393	25.214	38.267	29.563	223.4
7	2'02.472	29.537	25.026	38.318	29.591	218.4
8	2'02.414	29.453	25.089	38.256	29.616	217.6
9	2'02.575	29.595	25.027	38.196	29.757	217.3
10	2'02.640	29.435	25.065	38.406	29.734	217.6
11	2'02.968	29.575	25.179	38.344	29.870	213.9
12	2'02.941	29.633	25.073	38.375	29.860	215.2
13	2'03.432	30.223	25.175	38.308	29.726	216.4
14	2'03.428	29.772	25.309	38.403	29.944	213.8
15	2'04.477	29.909	25.567	38.937	30.064	213.8

15th 29 Billy VAN EERDE — Red Bull MotoGP Roo AUS

Lap	Lap Time	T1	T2	T3	T4	Speed
1	2'13.073	38.652	25.969	38.856	29.596	180.0
2	2'04.026	29.873	25.560	38.875	29.718	225.6
3	2'03.672	29.769	25.486	38.827	29.590	223.7
4	2'03.141	29.529	25.381	38.908	29.323	224.2
5	2'02.785	29.993	25.159	38.330	29.303	221.4
6	2'02.771	29.672	25.338	38.548	29.213	224.0
7	2'02.952	29.553	25.352	38.398	29.649	222.7
8	2'02.864	29.508	25.330	38.472	29.554	221.7
9	2'03.515	29.625	25.479	38.735	29.676	223.3
10	2'03.298	30.045	25.286	38.804	29.163	219.1
11	2'03.492	29.458	25.385	39.019	29.630	222.1
12	2'04.024	29.825	25.565	38.912	29.722	220.4
13	2'03.207	29.633	25.540	38.433	29.601	219.4
14	2'03.768	29.664	25.416	38.950	29.738	218.6
15	2'03.339	29.698	25.505	38.744	29.392	219.6

16th 22 Peetu PAAVILAINE — Red Bull MotoGP Roo FIN

Lap	Lap Time	T1	T2	T3	T4	Speed
1	2'13.174	38.997	25.768	38.809	29.600	183.7
2	2'02.666	29.290	25.222	38.476	29.678	227.5
3	2'02.747	29.404	25.418	38.393	29.532	222.8
4	2'03.188	29.748	25.346	38.809	29.285	221.8
5	2'02.929	29.544	25.120	38.517	29.748	223.6
6	2'03.483	29.673	25.611	38.709	29.490	222.6
7	2'02.736	29.599	25.027	38.622	29.488	222.7
8	2'03.742	29.739	25.624	38.695	29.684	219.7
9	2'03.856	29.709	25.627	38.889	29.631	216.8
10	2'03.399	29.757	25.326	39.020	29.296	219.3
11	2'03.701	29.795	25.556	38.738	29.612	221.7
12	2'04.168	29.903	25.555	39.145	29.565	221.5
13	2'03.056	29.688	25.417	38.686	29.265	220.4
14	2'03.849	29.808	25.379	38.987	29.675	216.5
15	2'03.313	29.844	25.431	38.641	29.397	215.7

17th 88 Matteo PATACCA — Red Bull MotoGP Roo ITA

Lap	Lap Time	T1	T2	T3	T4	Speed
1	2'13.405	38.987	25.891	38.864	29.663	177.8
2	2'03.103	29.786	25.262	38.522	29.533	225.3
3	2'02.336	29.595	25.251	38.047	29.443	222.4
4	2'02.944	29.631	25.328	38.441	29.544	222.3
5	2'02.975	29.690	25.024	38.654	29.607	223.2
6	2'03.022	29.777	25.356	38.156	29.733	223.3
7	2'03.044	29.691	25.143	38.323	29.887	216.4
8	2'03.988	30.006	25.371	38.536	30.075	216.2
9	2'03.673	29.738	25.241	38.607	30.087	220.5
10	2'03.434	30.211	25.223	38.288	29.712	216.0
11	2'03.697	29.927	25.353	38.518	29.899	219.7
12	2'04.022	30.014	25.438	38.566	30.004	219.2
13	2'03.218	29.721	25.363	38.356	29.778	217.3
14	2'03.811	29.865	25.353	38.664	29.929	218.2
15	2'03.368	29.728	25.447	38.431	29.762	217.6

18th 3 Pasquale ALFANO — Red Bull MotoGP Roo ITA

Lap	Lap Time	T1	T2	T3	T4	Speed
1	2'14.514	39.529	26.359	39.072	29.554	182.5
2	2'02.795	29.549	25.236	38.468	29.542	224.9
3	2'03.667	29.701	25.587	38.814	29.565	223.9
4	2'02.933	29.534	25.405	38.607	29.387	223.3
5	2'02.671	29.450	25.481	38.230	29.510	223.0
6	2'02.952	29.605	25.430	38.343	29.574	219.3

Fastest Lap:	Yuki KUNII	Red Bull MotoGP Roo	JPN	2'01.373	29.407	25.007	38.070	28.889

DORNA DATA PROCESSING TIMING SERVICE DORNA DATA PROCESSING TIMING SERVICE DORNA DATA PROCESSING TIMING SERVICE DORNA DATA PROCESSING TIMING SERVICE DORNA DATA PROCESSING TIMING SERVICE DORNA DATA PROCESSING TIMING SERVICE DORNA DATA PROCESSING TIMING SERVICE DORNA DATA PROCCEESSS

Lap	Lap Time	T1	T2	T3	T4	Speed
7	2'03.097	29.542	25.372	38.478	29.705	223.6
8	2'02.832	29.506	25.236	38.536	29.554	219.9
9	2'03.287	29.532	25.345	38.695	29.715	223.1
10	2'03.154	29.695	25.259	38.828	29.372	220.7
11	2'04.079	30.121	25.406	38.959	29.593	213.5
12	2'03.942	29.739	25.697	39.133	29.373	223.2
13	2'03.242	29.732	25.570	38.656	29.284	221.8
14	2'03.627	29.678	25.415	39.090	29.444	220.1
15	2'03.301	29.843	25.421	38.718	29.319	219.2

19th 5 Simon JESPERSEN Red Bull MotoGP Roo DEN

1	2'13.867	39.361	26.028	38.994	29.484	180.1
2	2'03.732	29.671	25.558	38.832	29.671	225.8
3	2'03.555	29.724	25.389	38.719	29.723	223.2
4	2'02.900	29.676	25.327	38.529	29.368	224.4
5	2'02.774	29.973	25.134	38.471	29.196	223.0
6	2'02.913	29.629	25.370	38.524	29.390	223.7
7	2'02.894	29.483	25.280	38.709	29.422	225.3
8	2'03.208	30.235	25.211	38.540	29.222	214.9
9	2'02.815	29.524	25.298	38.552	29.441	223.8
10	2'03.267	29.916	25.481	38.726	29.144	219.1
11	2'03.951	29.984	25.425	38.789	29.753	218.6
12	2'03.799	30.037	25.279	39.149	29.334	223.2
13	2'03.482	30.040	25.386	38.569	29.487	219.7
14	2'03.664	29.879	25.331	38.755	29.699	219.3
15	2'03.461	30.215	25.104	38.731	29.411	211.6

20th 44 Nicolas HERNANDE Red Bull MotoGP Roo COL

1	2'14.398	39.444	26.463	38.810	29.681	184.0
2	2'03.783	29.956	25.493	38.562	29.772	224.8
3	2'02.995	29.694	25.338	38.600	29.363	224.2
4	2'03.397	29.561	25.445	38.722	29.669	223.6
5	2'02.954	29.645	25.175	38.544	29.590	223.7
6	2'02.557	29.400	25.107	38.538	29.512	220.2
7	2'02.837	29.566	25.288	38.530	29.453	223.8
8	2'02.652	29.575	25.070	38.508	29.499	223.6
9	2'03.423	29.656	25.431	38.766	29.570	222.9
10	2'03.463	30.047	25.316	38.772	29.328	223.9
11	2'03.576	29.738	25.500	38.819	29.519	224.1
12	2'04.187	29.958	25.526	39.156	29.547	223.3
13	2'03.144	29.750	25.358	38.713	29.323	220.9
14	2'03.767	29.849	25.427	38.736	29.755	224.4
15	2'03.150	29.723	25.361	38.731	29.335	220.3

21st 62 Aidan LIEBENBER Red Bull MotoGP Roo RSA

1	2'13.801	39.101	26.116	39.107	29.477	184.9
2	2'04.804	29.911	25.847	39.389	29.657	224.9
3	2'03.358	29.693	25.454	38.780	29.431	218.0
4	2'03.517	29.494	25.491	38.481	30.051	220.0
5	2'03.699	29.563	25.353	38.935	29.848	218.1
6	2'04.843	29.774	25.952	39.234	29.883	216.0
7	2'05.384	30.009	25.761	39.514	30.100	211.4
8	2'05.352	30.164	25.729	39.172	30.287	210.4

Lap	Lap Time	T1	T2	T3	T4	Speed
9	2'05.315	30.164	25.715	39.164	30.272	210.1
10	2'06.346	30.752	25.890	39.461	30.243	210.8
11	2'06.029	30.084	25.985	39.587	30.373	209.7
12	2'06.105	30.257	26.115	39.347	30.386	211.1
13	2'06.664	30.507	26.322	39.437	30.398	210.3
14	2'06.622	30.409	26.248	39.787	30.178	209.0
15	2'06.631	30.523	26.035	39.733	30.340	209.2

22nd 19 Sasha DE VITS Red Bull MotoGP Roo BEL

1	2'13.372	39.187	25.829	38.813	29.543	181.3
2	2'03.798	30.016	25.079	39.067	29.636	222.9
3	2'03.637	29.937	25.280	38.877	29.543	224.2
4	2'02.942	29.611	25.274	38.457	29.600	223.5
5	2'00.575 P	29.823	25.346	38.575	26.831	220.0
6	2'07.467	33.049	25.515	38.759	30.144	157.0
7	2'04.408	30.270	25.264	38.704	30.170	216.7
8	2'04.059	30.112	25.449	38.412	30.086	215.6
9	2'04.041	30.328	25.205	38.548	29.960	215.6
10	2'04.292	30.195	25.253	38.678	30.166	216.5
11	2'04.463	30.212	25.448	38.761	30.042	215.1
12	2'04.629	30.220	25.505	38.834	30.070	216.7
13	2'04.536	30.461	25.417	38.681	29.977	215.8
14	2'04.611	30.492	25.500	38.702	29.917	216.4
15	2'04.839	30.469	25.406	38.856	30.108	215.3

23rd 30 Max COOK Red Bull MotoGP Roo GBR

1	2'13.138	38.827	25.827	38.863	29.621	181.8
2	2'02.769	29.604	24.977	38.502	29.686	223.1
3	2'02.879	29.408	25.519	38.358	29.594	222.7
4	2'02.434	29.506	25.128	38.123	29.677	221.5
5	2'02.411	29.394	25.053	38.401	29.563	218.3

24th 31 Gerry SALIM Red Bull MotoGP Roo INA

1	2'10.982	38.100	25.676	38.170	29.036	171.1
2	2'02.317	29.640	25.377	38.113	29.187	221.4
	PIT	29.730				222.8

Fastest Lap:	Yuki KUNII	Red Bull MotoGP Roo	JPN	2'01.373	29.407	25.007	38.070	28.889

DORNA DATA PROCESSING -TIMING SERVICE DORNA DATA PROCESSING TIMING SERVICE DORNA DATA PROCESSING TIMING SERVICE DORNA DATA PROCESSING TIMING SERVICE DORNA DATA PROCESSING TIMING SERVICE DORNA DATA PROCESSING TIMING SERVICE DORNA DATA PROCESSING TIMING SERVICE DORNA DATA PROCCEESSS

Autodromo del Mugello

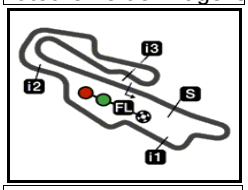

5245 m.

Results and timing service provided by TISSOT

RookiesCup

GRAN PREMIO D'ITALIA OAKLEY

Race

Analysis by Lap

26

Num Lap Time Gap

Lap 1

61	2'09.362	
12	2'09.392	0.030
53	2'09.955	0.593
6	2'10.140	0.778
40	2'10.164	0.802
83	2'10.177	0.815
28	2'10.243	0.881
66	2'10.290	0.928
92	2'10.483	1.121
24	2'10.543	1.181
99	2'10.940	1.578
31	2'10.982	1.620
7	2'11.351	1.989
43	2'12.014	2.652
11	2'12.151	2.789
29	2'13.073	3.711
30	2'13.138	3.776
22	2'13.174	3.812
19	2'13.372	4.010
88	2'13.405	4.043
62	2'13.801	4.439
5	2'13.867	4.505
44	2'14.398	5.036
3	2'14.514	5.152

Lap 2

61	2'02.048	
12	2'02.282	0.264
53	2'01.760	0.305
92	2'01.605	0.678
28	2'02.238	1.071
40	2'02.331	1.085
83	2'02.383	1.150
6	2'02.477	1.207
66	2'02.384	1.264
99	2'01.961	1.491
31	2'02.317	1.889
7	2'01.984	1.925
24	2'02.799	1.932
43	2'02.059	2.663
11	2'01.969	2.710
22	2'02.666	4.430
30	2'02.769	4.497
88	2'03.103	5.098
29	2'04.026	5.689
19	2'03.798	5.760
3	2'02.795	5.899
5	2'03.732	6.189
44	2'03.783	6.771
62	2'04.804	7.195

Lap 3

61	2'01.773	
12	2'01.765	0.256
53	2'02.181	0.713
92	2'01.821	0.726
40	2'01.945	1.257
6	2'01.927	1.361
83	2'02.044	1.421
99	2'02.160	1.878
28	2'02.608	1.906
24	2'01.783	1.942
66	2'02.578	2.069
7	2'02.285	2.437
43	2'02.217	3.107
11	2'02.197	3.134
22	2'02.747	5.404
30	2'02.879	5.603
88	2'02.336	5.661
29	2'03.672	7.588
19	2'03.637	7.624
3	2'03.667	7.793
5	2'03.555	7.971
44	2'02.995	7.993
62	2'03.358	8.780

Lap 4

61	2'01.497	
12	2'01.628	0.387
53	2'01.368	0.584
92	2'01.739	0.968
40	2'01.264	1.024
6	2'01.189	1.053
99	2'01.005	1.386
83	2'01.524	1.448
24	2'01.559	2.004
66	2'01.584	2.156
28	2'01.784	2.193
7	2'01.537	2.477
11	2'01.040	2.677
43	2'01.078	2.688
30	2'02.434	6.540
22	2'03.188	7.095
88	2'02.944	7.108
19	2'02.942	9.069
3	2'02.933	9.229
29	2'03.141	9.232
5	2'02.900	9.374
44	2'03.397	9.893
62	2'03.517	10.800

Lap 5

61	2'01.930	
12	2'01.676	0.133
53	2'01.778	0.432
6	2'01.341	0.464
92	2'01.437	0.475
99	2'01.060	0.516
40	2'01.946	1.040
24	2'01.008	1.082
83	2'01.620	1.138
66	2'00.957	1.183
28	2'01.387	1.650
43	2'01.045	1.803
7	2'01.417	1.964
11	2'02.046	2.793
30	2'02.411	7.021
22	2'02.929	8.094
88	2'02.975	8.153
3	2'02.671	9.970
29	2'02.785	10.087
5	2'02.774	10.218
44	2'02.954	10.917
62	2'03.699	12.569
19	2'23.906	31.045

Lap 6

61	2'01.623	
12	2'01.743	0.253
6	2'01.416	0.257
92	2'01.503	0.355
99	2'01.850	0.743
53	2'02.008	0.817
66	2'01.323	0.883
24	2'01.545	1.004
83	2'01.803	1.318
40	2'02.021	1.438
28	2'01.610	1.637
43	2'01.475	1.655
7	2'01.615	1.956
11	2'03.437	4.607
88	2'03.022	9.552
22	2'03.483	9.954
29	2'02.771	11.235
3	2'02.952	11.299
5	2'02.913	11.508
44	2'02.557	11.851
62	2'04.843	15.789
19	2'07.467	36.889

Lap 7

66	2'01.624	
6	2'02.259	0.009
61	2'02.558	0.051
92	2'02.227	0.075
99	2'02.169	0.405
12	2'02.664	0.410
24	2'01.980	0.477
53	2'02.221	0.531
28	2'01.455	0.585
43	2'01.716	0.864
83	2'02.054	0.865
40	2'02.103	1.034
7	2'01.820	1.269
11	2'02.472	4.572
88	2'03.044	10.089
22	2'02.736	10.183
29	2'02.952	11.680
3	2'03.097	11.889
5	2'02.894	11.895
44	2'02.837	12.181
62	2'05.384	18.666
19	2'04.408	38.790

Lap 8

66	2'01.860	
6	2'01.917	0.066
99	2'01.632	0.177
61	2'02.048	0.239
92	2'02.055	0.270
12	2'01.830	0.380
24	2'01.797	0.414
28	2'01.911	0.636
43	2'01.653	0.657
83	2'01.653	0.658
53	2'02.237	0.908
40	2'02.282	1.456
7	2'02.170	1.579
11	2'02.414	5.126
22	2'03.742	12.065
88	2'03.988	12.217
29	2'02.864	12.684
3	2'02.832	12.861
44	2'02.652	12.973
5	2'03.208	13.243
62	2'05.352	22.158
19	2'04.059	40.989

Lap 9

66	2'01.984	
99	2'01.809	0.002
6	2'01.991	0.073
61	2'01.860	0.115
24	2'01.802	0.232
12	2'02.139	0.535
92	2'02.263	0.549
53	2'01.734	0.658
28	2'02.147	0.799
43	2'02.138	0.811
40	2'01.713	1.185
83	2'02.575	1.249
7	2'01.874	1.469
11	2'02.575	5.717
88	2'03.673	13.906
22	2'03.856	13.937
5	2'02.815	14.074
3	2'03.287	14.164
29	2'03.515	14.215
44	2'03.423	14.412
62	2'05.315	25.489
19	2'04.041	43.046

Lap 10

99	2'01.921	
24	2'01.765	0.074
66	2'02.028	0.105
12	2'01.499	0.111
61	2'02.057	0.249
6	2'02.155	0.305
53	2'01.765	0.500
83	2'01.234	0.560
43	2'01.794	0.682
28	2'02.085	0.961
92	2'02.379	1.005
40	2'02.255	1.517
7	2'02.235	1.781
11	2'02.640	6.434
3	2'03.154	15.395
22	2'03.399	15.413
88	2'03.434	15.417
5	2'03.267	15.418
29	2'03.298	15.590
44	2'03.463	15.952
62	2'06.346	29.912
19	2'04.292	45.415

Lap 11

61	2'01.608	
99	2'01.905	0.048
6	2'01.652	0.100
83	2'01.406	0.109
24	2'02.004	0.221
92	2'01.726	0.874
12	2'02.818	1.072
66	2'02.829	1.077
28	2'02.019	1.123
43	2'02.311	1.136
53	2'02.747	1.390
40	2'02.081	1.741
7	2'02.135	2.059
11	2'02.968	7.545
29	2'03.492	17.225
88	2'03.697	17.257
22	2'03.701	17.257
5	2'03.951	17.512
3	2'04.079	17.617
44	2'03.576	17.671
62	2'06.029	34.084
19	2'04.463	48.021

Lap 12

61	2'01.663	
83	2'01.699	0.145
99	2'01.762	0.147
6	2'01.939	0.376
24	2'01.884	0.442
28	2'01.058	0.518
92	2'01.373	0.584
66	2'01.276	0.690
12	2'01.352	0.761
53	2'01.297	1.024
43	2'01.665	1.138
40	2'01.857	1.935
7	2'01.623	2.019
11	2'02.941	8.823
29	2'04.024	19.586
88	2'04.022	19.616
5	2'03.799	19.648
22	2'04.168	19.762
3	2'03.942	19.896
44	2'04.187	20.195
62	2'06.105	38.526
19	2'04.629	50.987

Lap 13

61	2'02.490	
99	2'02.430	0.087
83	2'02.441	0.096

☐ Lapped rider

DORNA DATA PROCESSING TIMING SERVICE DORNA DATA PROCESSING TIMING SERVICE DORNA DATA PROCESSING TIMING SERVICE DORNA DATA PROCESSING TIMING SERVICE DORNA DATA PROCESSING TIMING SERVICE DORNA DATA PROCESSING TIMING SERVICE DORNA DATA PROCESSING TIMING SERVICE DORNA DATA PROCCEESSS

Num	Lap Time	Gap
92	2'02.094	0.188
24	2'02.268	0.220
66	2'02.107	0.307
28	2'02.352	0.380
53	2'01.927	0.461
6	2'02.618	0.504
43	2'01.857	0.505
12	2'02.475	0.746
40	2'01.604	1.049
7	2'01.722	1.251
11	2'03.432	9.765
29	2'03.207	20.303
22	2'03.056	20.328
88	2'03.218	20.344
5	2'03.482	20.640
3	2'03.242	20.648
44	2'03.144	20.849
62	2'06.664	42.700
19	2'04.536	53.033

Lap 14

24	2'01.796	
99	2'01.933	0.004
53	2'01.608	0.053
92	2'01.941	0.113
61	2'02.175	0.159
28	2'01.841	0.205
43	2'01.785	0.274
83	2'02.205	0.285
66	2'02.286	0.577
6	2'02.233	0.721
40	2'02.035	1.068
7	2'02.184	1.419
12	2'03.110	1.840
11	2'03.428	11.177
29	2'03.768	22.055
88	2'03.811	22.139
22	2'03.849	22.161
3	2'03.627	22.259
5	2'03.664	22.288
44	2'03.767	22.600
62	2'06.622	47.306
19	2'04.611	55.628

Lap 15

92	2'01.996	
61	2'01.981	0.031
28	2'01.960	0.056
99	2'02.236	0.131
24	2'02.360	0.251
53	2'02.364	0.308
66	2'01.896	0.364
83	2'02.214	0.390
6	2'02.018	0.630
12	2'01.100	0.831
40	2'01.983	0.942
43	2'03.025	1.190
7	2'02.217	1.527
11	2'04.477	13.545
29	2'03.339	23.285
22	2'03.313	23.365
88	2'03.368	23.398
3	2'03.301	23.451
5	2'03.461	23.640
44	2'03.150	23.641
62	2'06.631	51.828
19	2'04.839	58.358

Lapped rider

DORNA DATA PROCESSING ,TIMING SERVICE DORNA DATA PROCESSING TIMING SERVICE DORNA DATA PROCESSING TIMING SERVICE DORNA DATA PROCESSING TIMING SERVICE DORNA DATA PROCESSING TIMING SERVICE DORNA DATA PROCESSING TIMING SERVICE DORNA DATA PROCESSING TIMING SERVICE DORNA DATA PROCCEESSS

Autodromo del Mugello

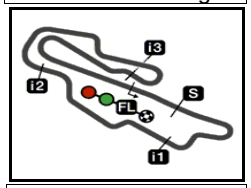

5245 m.

Results and timing service provided by TISSOT

After the **GRAN PREMIO D'ITALIA OAKLEY**

RookiesCup

2018 Riders Performance

(Qualifying Position - Starting Position - Race Position)

28

	Rider	Points	SPA	SPA	ITA	NED	NED	GER	GER	AUT	AUT	RSM	ARA	ARA							
1	**ÖNCÜ Can**	**65**	2	2	2																
			2-1	2-2	2-2	-	-	-	-	-	-	-	-	-	-	-	-	-	-	-	-
2	**TATAY Carlos**	**58**	1	1	9																
			1-2	1-1	9-4	-	-	-	-	-	-	-	-	-	-	-	-	-	-	-	-
3	**KUNII Yuki**	**40**	9	9	5																
			9-11	9-6	5-1	-	-	-	-	-	-	-	-	-	-	-	-	-	-	-	-
4	**ÖNCÜ Deniz**	**39**	4	4	6																
			4-4	4-3	6-6	-	-	-	-	-	-	-	-	-	-	-	-	-	-	-	-
5	**SALAC Filip**	**35**	6	6	4																
			6-3	6-4	4-10	-	-	-	-	-	-	-	-	-	-	-	-	-	-	-	-
6	**YAMANAKA Ryusei**	**28**	3	3	10																
			3-6	3-5	10-9	-	-	-	-	-	-	-	-	-	-	-	-	-	-	-	-
7	**CARRASCO Adrian**	**23**	13	13	8																
			13-9	13-23	8-3	-	-	-	-	-	-	-	-	-	-	-	-	-	-	-	-
8	**ARTIGAS Xavier**	**23**	11	11	7																
			11-5	11-15	7-5	-	-	-	-	-	-	-	-	-	-	-	-	-	-	-	-
9	**KELLY Sean**	**22**	12	12	16																
			12-8	12-7	16-11	-	-	-	-	-	-	-	-	-	-	-	-	-	-	-	-
10	**HUERTAS Adrian**	**17**	22	22	11																
			22-14	22-10	11-7	-	-	-	-	-	-	-	-	-	-	-	-	-	-	-	-
11	**BALTUS Barry**	**17**	18	18	13																
			18-7	18-11	13-13	-	-	-	-	-	-	-	-	-	-	-	-	-	-	-	-
12	**KAWAKAMI Meikon**	**14**	10	10	1																
			10-10	10-16	1-8	-	-	-	-	-	-	-	-	-	-	-	-	-	-	-	-

NC=Not classified **NL=Not finished first lap** **NP=Not started race re-start** **N2=Not finished first lap race re-start** **EX=Excluded** **NS=Not Started** **DS=Disqualified**

DORNA DATA PROCESSING ,TIMING SERVICE DORNA DATA PROCESSING TIMING SERVICE DORNA DATA PROCESSING TIMING SERVICE DORNA DATA PROCESSING TIMING SERVICE DORNA DATA PROCESSING TIMING SERVICE DORNA DATA PROCESSING TIMING SERVICE DORNA DATA PROCESSING TIMING SERVICE DORNA DATA PROCCEESSS

	Rider	Points	SPA	SPA	ITA	NED	NED	GER	GER	AUT	AUT	RSM	ARA	ARA							
13	**GARCIA Steward**	**12**	19	19	15																
			19-16	19-8	15-12	-	-	-	-	-	-	-	-	-	-	-	-	-	-	-	-
14	**JONES Dan**	**8**	8	8	12																
			8-12	8-14	12-14	-	-	-	-	-	-	-	-	-	-	-	-	-	-	-	-
15	**PATACCA Matteo**	**7**	7	7	14																
			7-20	7-9	14-17	-	-	-	-	-	-	-	-	-	-	-	-	-	-	-	-
16	**PAAVILAINEN Peetu**	**4**	5	5	18																
			5-NC	5-12	18-16	-	-	-	-	-	-	-	-	-	-	-	-	-	-	-	-
17	**DE VITS Sasha**	**4**	16	16	17																
			16-15	16-13	17-22	-	-	-	-	-	-	-	-	-	-	-	-	-	-	-	-
18	**COOK Max**	**3**	17	17	20																
			17-13	17-20	20-NC	-	-	-	-	-	-	-	-	-	-	-	-	-	-	-	-
19	**VAN EERDE Billy**	**1**	15	15	19																
			15-19	15-17	19-15	-	-	-	-	-	-	-	-	-	-	-	-	-	-	-	-
20	**JESPERSEN Simon**	**0**	21	21	21																
			21-17	21-18	21-19	-	-	-	-	-	-	-	-	-	-	-	-	-	-	-	-
21	**ALFANO Pasquale**	**0**	14	14	24																
			14-18	14-21	24-18	-	-	-	-	-	-	-	-	-	-	-	-	-	-	-	-
22	**SALIM Gerry**	**0**	20	20	3																
			25-23	20-19	3-NC	-	-	-	-	-	-	-	-	-	-	-	-	-	-	-	-
23	**HERNANDEZ Nicolas**	**0**	24	24	23																
			24-21	24-22	23-20	-	-	-	-	-	-	-	-	-	-	-	-	-	-	-	-
24	**LIEBENBERG Aidan**	**0**	23	23	22																
			23-22	23-24	22-21	-	-	-	-	-	-	-	-	-	-	-	-	-	-	-	-

NC=Not classified **NL=Not finished first lap** **NP=Not started race re-start** **N2=Not finished first lap race re-start** **EX=Excluded** **NS=Not Started** **DS=Disqualified**

DORNA DATA PROCESSING ,TIMING SERVICE DORNA DATA PROCESSING TIMING SERVICE DORNA DATA PROCESSING TIMING SERVICE DORNA DATA PROCESSING TIMING SERVICE DORNA DATA PROCESSING TIMING SERVICE DORNA DATA PROCESSING TIMING SERVICE DORNA DATA PROCESSING TIMING SERVICE DORNA DATA PROCCEESSS

Autodromo del Mugello

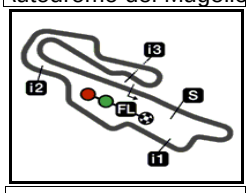

5245 m.

Results and timing service provided by TISSOT

RookiesCup

GRAN PREMIO D'ITALIA OAKLEY
Official Starting Grid

Race : 15 laps = 78.675 km

1	**3** 2'01.410 **31 Gerry SALIM** KTM	**2** 2'01.321 **61 Can ÖNCÜ** KTM	**1** 2'01.148 **83 Meikon KAWAKAMI** KTM
2	**6** 2'01.514 **53 Deniz ÖNCÜ** KTM	**5** 2'01.497 **92 Yuki KUNII** KTM	**4** 2'01.449 **12 Filip SALAC** KTM
3	**9** 2'01.704 **99 Carlos TATAY** KTM	**8** 2'01.676 **28 Adrian CARRASCO** KTM	**7** 2'01.635 **24 Xavier ARTIGAS** KTM
4	**12** 2'02.166 **11 Dan JONES** KTM	**11** 2'02.050 **66 Adrian HUERTAS** KTM	**10** 2'01.794 **6 Ryusei YAMANAKA** KTM
5	**15** 2'02.402 **43 Steward GARCIA** KTM	**14** 2'02.293 **88 Matteo PATACCA** KTM	**13** 2'02.204 **7 Barry BALTUS** KTM
6	**18** 2'02.662 **22 Peetu PAAVILAINEN** KTM	**17** 2'02.574 **19 Sasha DE VITS** KTM	**16** 2'02.500 **40 Sean KELLY** KTM
7	**21** 2'03.435 **5 Simon JESPERSEN** KTM	**20** 2'03.150 **30 Max COOK** KTM	**19** 2'02.927 **29 Billy VAN EERDE** KTM
8	**24** 2'04.818 **3 Pasquale ALFANO** KTM	**23** 2'04.509 **44 Nicolas HERNANDEZ** KTM	**22** 2'03.818 **62 Aidan LIEBENBERG** KTM

The results are provisional until the end of the limit for protest and appeals and until the ratification of the Event Management Committee.

Time limit for protest expires 60' at the latest after publication of the results - Mr. ..... Time: .....

DORNA DATA PROCESSING TIMING SERVICE DORNA DATA PROCESSING TIMING SERVICE DORNA DATA PROCESSING TIMING SERVICE DORNA DATA PROCESSING TIMING SERVICE DORNA DATA PROCESSING TIMING SERVICE DORNA DATA PROCESSING TIMING SERVICE DORNA DATA PROCESSING TIMING SERVICE DORNA DATA PROCCEESSS

Mugello, Saturday, June 02, 2018

Autodromo del Mugello

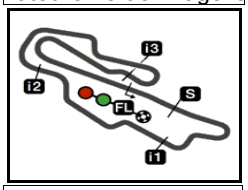

5245 m.

Results and timing service provided by TISSOT

RookiesCup

GRAN PREMIO D'ITALIA OAKLEY

Race

Top Speed & Average

	Rider	Nation	Motorcycle	Top 5 speeds					Average	Top
92	**Yuki KUNII**	**JPN**	KTM	231.8	230.2	226.5	226.4	225.8	228.1	**231.8**
24	**Xavier ARTIGAS**	**SPA**	KTM	230.5	229.7	228.5	227.8	227.4	228.8	**230.5**
28	**Adrian CARRASCO**	**SPA**	KTM	227.8	225.1	225.1	224.5	224.3	225.4	**227.8**
22	**Peetu PAAVILAINEN**	**FIN**	KTM	227.5	223.6	222.8	222.7	222.6	223.8	**227.5**
40	**Sean KELLY**	**USA**	KTM	227.5	226.9	226.9	226.6	225.9	226.8	**227.5**
53	**Deniz ÖNCÜ**	**TUR**	KTM	227.4	225.6	224.7	224.6	223.8	225.2	**227.4**
43	**Steward GARCIA**	**COL**	KTM	227.2	226.8	225.1	224.9	224.5	225.7	**227.2**
7	**Barry BALTUS**	**BEL**	KTM	226.8	226.6	226.0	225.5	225.4	226.1	**226.8**
83	**Meikon KAWAKAMI**	**BRA**	KTM	226.7	226.1	225.8	224.6	223.8	225.4	**226.7**
11	**Dan JONES**	**GBR**	KTM	226.5	225.8	224.4	223.7	223.4	224.8	**226.5**
66	**Adrian HUERTAS**	**SPA**	KTM	226.2	225.9	225.1	224.2	224.0	225.1	**226.2**
5	**Simon JESPERSEN**	**DEN**	KTM	225.8	225.3	224.4	223.8	223.7	224.6	**225.8**
29	**Billy VAN EERDE**	**AUS**	KTM	225.6	224.2	224.0	223.7	223.3	224.2	**225.6**
6	**Ryusei YAMANAKA**	**JPN**	KTM	225.4	224.3	223.7	223.4	223.3	224.0	**225.4**
12	**Filip SALAC**	**CZE**	KTM	225.4	225.4	223.4	223.2	223.1	224.1	**225.4**
88	**Matteo PATACCA**	**ITA**	KTM	225.3	223.3	223.2	222.4	222.3	223.3	**225.3**
61	**Can ÖNCÜ**	**TUR**	KTM	225.1	221.1	220.9	220.9	219.3	221.5	**225.1**
3	**Pasquale ALFANO**	**ITA**	KTM	224.9	223.9	223.6	223.3	223.2	223.8	**224.9**
62	**Aidan LIEBENBERG**	**RSA**	KTM	224.9	220.0	218.1	218.0	216.0	219.4	**224.9**
44	**Nicolas HERNANDEZ**	**COL**	KTM	224.8	224.4	224.2	224.1	223.9	224.3	**224.8**
99	**Carlos TATAY**	**SPA**	KTM	224.5	223.6	223.5	223.2	223.1	223.6	**224.5**
19	**Sasha DE VITS**	**BEL**	KTM	224.2	223.5	222.9	220.0	216.7	220.7	**224.2**
30	**Max COOK**	**GBR**	KTM	223.1	222.7	221.5	218.3	181.8	213.5	**223.1**
31	**Gerry SALIM**	**INA**	KTM	222.8	221.4	171.1			205.1	**222.8**

DORNA DATA PROCESSING ,TIMING SERVICE DORNA DATA PROCESSING TIMING SERVICE DORNA DATA PROCESSING TIMING SERVICE DORNA DATA PROCESSING TIMING SERVICE DORNA DATA PROCESSING TIMING SERVICE DORNA DATA PROCESSING TIMING SERVICE DORNA DATA PROCESSING TIMING SERVICE DORNA DATA PROCCEESSS

Mugello, Saturday, June 02, 2018

Autodromo del Mugello

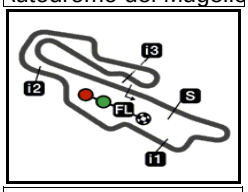

5245 m.

Results and timing service provided by TISSOT

RookiesCup

GRAN PREMIO D'ITALIA OAKLEY

Race

Fastest Laps Sequence

Lap	Race Time	Rider	Nation	Motorcycle	Time	Km/h	Riders's Lap
2	**4'11.410**	61 **Can ÖNCÜ**	TUR	KTM	**2'02.048**	154.7	2
2	**4'11.715**	53 **Deniz ÖNCÜ**	TUR	KTM	**2'01.760**	155.0	2
2	**4'12.088**	92 **Yuki KUNII**	JPN	KTM	**2'01.605**	155.2	2
4	**8'14.680**	61 **Can ÖNCÜ**	TUR	KTM	**2'01.497**	155.4	4
4	**8'15.264**	53 **Deniz ÖNCÜ**	TUR	KTM	**2'01.368**	155.5	4
4	**8'15.704**	40 **Sean KELLY**	USA	KTM	**2'01.264**	155.7	4
4	**8'15.733**	6 **Ryusei YAMANAKA**	JPN	KTM	**2'01.189**	155.8	4
4	**8'16.066**	99 **Carlos TATAY**	SPA	KTM	**2'01.005**	156.0	4
5	**10'17.793**	66 **Adrian HUERTAS**	SPA	KTM	**2'00.957**	156.1	5

DORNA DATA PROCESSING -TIMING SERVICE DORNA DATA PROCESSING TIMING SERVICE DORNA DATA PROCESSING TIMING SERVICE DORNA DATA PROCESSING TIMING SERVICE DORNA DATA PROCESSING TIMING SERVICE DORNA DATA PROCESSING TIMING SERVICE DORNA DATA PROCESSING TIMING SERVICE DORNA DATA PROCCEESSS

Mugello, Saturday, June 02, 2018