

4423 m.

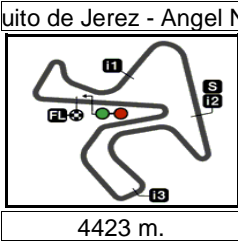
GRAN PREMIO RED BULL DE ESPAÑA

Free Practice Nr. 1

Top Speed & Average

4

Rider	Nation	Motorcycle	Top 5 speeds					Average	Top
22 Peetu PAAVILAINEN	FIN	KTM	203.1	198.2	196.8	196.4	196.3	198.2	203.1
24 Xavier ARTIGAS	SPA	KTM	202.7	199.7	198.9	198.6	198.3	199.6	202.7
19 Sasha DE VITS	BEL	KTM	202.5	201.7	201.6	198.2	197.8	200.4	202.5
30 Max COOK	GBR	KTM	201.9	201.3	200.2	199.7	199.6	200.5	201.9
28 Adrian CARRASCO	SPA	KTM	201.3	199.0	199.0	198.5	197.4	199.0	201.3
83 Meikon KAWAKAMI	BRA	KTM	201.1	198.0	196.7	194.9	193.9	196.9	201.1
88 Matteo PATACCA	ITA	KTM	200.5	199.1	193.4	193.3	192.7	195.8	200.5
99 Carlos TATAY	SPA	KTM	200.0	199.4	199.3	198.9	198.7	199.2	200.0
11 Dan JONES	GBR	KTM	199.7	197.3	196.8	195.4	195.2	196.9	199.7
92 Yuki KUNII	JPN	KTM	199.3	199.0	198.1	197.1	196.0	197.9	199.3
31 Gerry SALIM	INA	KTM	199.2	198.6	197.5	196.3	195.9	197.5	199.2
7 Barry BALTUS	BEL	KTM	198.9	197.3	196.9	196.8	193.5	196.7	198.9
66 Adrian HUERTAS	SPA	KTM	198.8	198.0	197.9	196.8	196.2	197.5	198.8
29 Billy VAN EERDE	AUS	KTM	198.6	195.2	194.8	194.7	194.1	195.5	198.6
5 Simon JESPERSEN	DEN	KTM	198.5	197.7	196.8	194.9	194.1	196.4	198.5
44 Nicolas HERNANDEZ	COL	KTM	198.3	198.2	197.7	196.7	196.2	197.4	198.3
53 Deniz ÖNCÜ	TUR	KTM	197.9	197.5	197.5	197.0	196.6	197.2	197.9
43 Steward GARCIA	COL	KTM	197.9	197.9	196.9	196.0	195.5	196.8	197.9
40 Sean KELLY	USA	KTM	197.5	197.0	196.5	195.7	195.7	196.5	197.5
12 Filip SALAC	CZE	KTM	196.9	196.5	195.0	194.5	194.2	195.4	196.9
6 Ryusei YAMANAKA	JPN	KTM	196.5	194.7	194.5	194.5	194.0	194.7	196.5
3 Pasquale ALFANO	ITA	KTM	195.9	195.2	195.0	194.9	193.8	195.0	195.9
61 Can ÖNCÜ	TUR	KTM	195.5	193.7	193.2	193.2	193.0	193.6	195.5
62 Aidan LIEBENBERG	RSA	KTM	192.2	191.2	190.9	190.9	190.3	191.1	192.2



GRAN PREMIO RED BULL DE ESPAÑA

Free Practice Nr. 1

Chronological Analysis of Performances

5

* Lap / Sector time cancelled

T1 Time from finish line to 1st intermediate

T3 Time from 2nd intermed. to 3rd intermed.

P Crossing the finish line in pit lane

T2 Time from 1st intermed. to 2nd intermed.

T4 Time from 3rd intermediate to finish line

Lap	Lap Time	T1	T2	T3	T4	Speed	Lap	Lap Time	T1	T2	T3	T4	Speed
1st 61 Can ÖNCÜ Red Bull MotoGP Roo TUR Runs=2 Total laps=16 Full laps=11							8	1'51.071	27.218	16.983	32.427	34.443	196.5
1	2'09.778	31.979	17.928	33.936	35.393	189.9	9	1'50.850	27.089	16.971	32.258	34.532	198.7
2	1'52.448	27.673	17.231	32.732	34.812	192.1	10	1'51.051	27.233	16.971	32.356	34.491	196.6
3	1'51.490	27.545	17.162	32.335	34.448	193.2	11	1'51.100	27.153	17.016	32.412	34.519	197.7
4	1'51.121	27.220	17.066	32.298	34.537	192.3	12	1'45.997 P	27.301	17.164	32.537	28.995	195.6
5	1'53.674 P	27.144	17.025	41.379	28.126	192.0	13	1'56.799	32.169	17.267	32.553	34.810	195.9
6	1'56.364	31.978	17.164	32.520	34.702	191.3	14	1'51.311	27.398	16.973	32.384	34.556	195.5
7	1'54.125 *	30.24*	17.128	32.308	34.447	192.3	15	1'51.427	27.283	17.104	32.449	34.591	195.6
8	1'50.452	27.016	16.923	32.306	34.207	193.0	16	1'51.310	27.276	17.160	32.555	34.319	196.3
9	1'54.095	30.688	17.044	32.177	34.186	193.0	4th 28 Adrian CARRASCO Red Bull MotoGP Roo SPA Runs=2 Total laps=15 Full laps=10						
10	1'50.718 *	27.19*	17.054	32.092	34.380	195.5	1	2'18.834	35.057	17.971	34.195	36.030	196.0
11	1'50.872	27.071	17.101	32.292	34.408	193.7	2	1'53.769	28.206	17.262	33.120	35.181	193.2
12	1'51.238	26.962	17.039	32.226	35.011	192.6	3	1'52.227	27.500	17.038	32.866	34.823	196.9
13	1'50.941	27.143	17.084	32.334	34.380	192.1	4	1'51.652	27.550	16.892	32.581	34.629	198.5
14	1'51.314	27.306	17.294	32.372	34.342	190.4	5	1'50.994	27.330	16.980	32.303	34.381	196.0
15	1'50.898	27.096	17.094	32.306	34.402	193.2	6	1'51.706	27.583	17.148	32.409	34.566	194.9
16	1'50.958	27.155	17.078	32.372	34.353	192.5	7	1'50.937	27.253	17.005	32.358	34.321	197.4
2nd 12 Filip SALAC Red Bull MotoGP Roo CZE Runs=3 Total laps=15 Full laps=10							8	1'50.781 *	27.291	16.842	32.222	34.426*	199.0
1	2'07.230	32.247	17.891	32.919	35.289	190.4	9	1'50.952	27.174	16.889	32.364	34.525	201.3
2	1'52.227	27.559	17.220	32.399	35.049	192.7	10	1'50.914	27.010	17.186	32.233	34.485	194.2
3	1'51.184	27.143	17.124	32.297	34.620	194.5	11	1'51.744 *	27.50*	17.019	32.570	34.654	199.0
4	1'50.799	27.212	17.048	32.090	34.449	195.0	12	1'48.881 P	29.121	17.171	33.041	29.548	197.0
5	1'50.883	27.213	17.031	32.220	34.419	193.8	13	1'59.450	34.516	17.105	33.012	34.817	195.2
6	1'46.558 P	27.395	17.280	32.438	29.445	191.5	14	1'52.365	27.574	17.310	32.845	34.636	192.5
7	1'58.817	33.256	17.227	32.573	35.761	192.8	15	1'51.559	27.494	17.198	32.489	34.378	192.7
8	1'50.754	27.170	17.106	32.036	34.442	194.2	5th 30 Max COOK Red Bull MotoGP Roo GBR Runs=3 Total laps=15 Full laps=10						
9	1'51.880	27.317	17.208	32.276	35.079	192.0	1	2'15.166	34.366	18.009	34.395	35.667	193.2
10	1'51.253	27.196	17.254	32.163	34.640	194.1	2	1'53.725	27.962	17.229	33.392	35.142	198.8
11	1'50.850	27.132	17.198	32.192	34.328	194.1	3	1'52.160	27.436	16.971	32.691	35.062	198.3
12	1'45.813 P	27.039	17.129	32.692	28.953	194.0	4	1'52.046	27.376	16.918	32.906	34.846	199.7
13	2'00.061	32.583	17.478	34.482	35.518	188.7	5	1'52.798	27.436	16.979	33.481	34.902	197.7
14	1'51.052	27.162	17.109	32.173	34.608	196.5	6	1'52.630	27.754	16.991	33.109	34.776	198.8
15	1'50.642	27.120	17.047	32.343	34.132	196.9	7	1'51.785	27.312	16.913	32.653	34.907	199.0
3rd 99 Carlos TATAY Red Bull MotoGP Roo SPA Runs=2 Total laps=16 Full laps=13							8	1'50.923	27.276	16.808	32.441	34.398	199.6
1	2'19.814	36.372	18.125	34.081	35.935	197.4	9	1'51.109	27.158	16.785	32.528	34.638	201.3
2	1'52.071	27.522	16.862	32.709	34.978	200.0	10	1'51.499	27.297	16.829	32.818	34.555	200.2
3	1'52.293	27.326	17.077	33.006	34.884	198.7	11	1'46.108 P	27.414	17.030	32.975	28.689	201.9
4	1'51.661	27.311	16.980	32.524	34.846	198.9	12	2'01.130	35.569	17.303	32.992	35.266	193.6
5	1'51.207	27.267	16.887	32.373	34.680	199.3	13	1'46.577 P	27.793	17.506	32.789	28.489	191.0
6	1'51.192	27.329	16.825	32.434	34.604	198.1	14	2'02.543	37.127	17.368	32.984	35.064	192.7
7	1'51.137	27.287	16.887	32.333	34.630	199.4	15	1'51.941	27.822	17.145	32.561	34.413	195.6

Fastest Lap: Can ÖNCÜ	Red Bull MotoGP Roo TUR	1'50.452	27.016	16.923	32.306	34.207
------------------------------	-------------------------	----------	--------	--------	--------	--------

DORNA DATA PROCESSING - TIMING SERVICE DORNA DATA PROCESSING - TIMING SERVICE DORNA DATA PROCESSING - TIMING SERVICE DORNA DATA PROCESSING - TIMING SERVICE DORNA DATA PROCESSING - TIMING SERVICE DORNA DATA PROCESSING - TIMING SERVICE DORNA DATA PROCESSING - TIMING SERVICE DORNA DATA PROCCEESSS



Free Practice Nr. 1

RookiesCup

Lap	Lap Time	T1	T2	T3	T4	Speed	Lap	Lap Time	T1	T2	T3	T4	Speed		
6th	24	Xavier ARTIGAS Red Bull MotoGP Roo SPA						9th	83	Meikon KAWAKAMI Red Bull MotoGP Roo BRA					
		Runs=2	Total laps=15	Full laps=12					Runs=2	Total laps=16	Full laps=13				
1	2'13.800	34.422	17.790	33.866	35.832	195.2	1	2'20.422	36.140	18.127	35.085	36.326	194.9		
2	1'53.854	28.069	17.392	33.172	35.221	194.6	2	1'55.001	28.611	17.352	33.569	35.469	196.7		
3	1'52.862	27.834	17.240	32.806	34.982	195.4	3	1'52.921	28.014	16.806	32.995	35.106	201.1		
4	1'52.225	27.529	17.109	32.753	34.834	197.2	4	1'52.154	27.337	16.912	32.760	35.145	198.0		
5	1'53.015	27.459	17.043	33.482	35.031	195.2	5	1'51.903	27.674	17.073	32.581	34.575	193.3		
6	1'52.178	27.813	17.022	32.857	34.486	197.0	6	1'52.075	27.457	17.130	32.632	34.856	191.6		
7	1'51.770	27.520	17.029	32.701	34.520	198.6	7	1'51.475	27.324	17.054	32.465	34.632	192.2		
8	1'50.978	27.290	16.962	32.367	34.359	198.3	8	1'51.267	27.206	17.062	32.376	34.623	192.1		
9	1'51.225	27.303	16.825	32.383	34.714	199.7	9	1'51.354	27.331	17.011	32.474	34.538	193.2		
10	1'51.512	27.450	16.844	32.762	34.456	202.7	10	1'46.863 P	27.549	17.329	32.755	29.230	191.3		
11	1'52.512	27.585	17.048	32.998	34.881	197.9	11	1'57.126	32.303	17.495	32.688	34.640	189.4		
12	1'47.925 P	27.834	17.062	33.405	29.624	198.9	12	1'56.484	27.253	17.102	33.115	39.014	191.5		
13	2'02.940	35.860	17.730	33.893	35.457	188.7	13	1'51.609	27.272	17.001	32.454	34.882	193.9		
14	1'53.269	27.930	17.301	33.043	34.995	194.3	14	1'54.926	28.172	17.319	34.646	34.789	183.5		
15	1'52.917	27.787	17.314	32.907	34.909	193.3	15	1'51.968	27.430	17.120	32.501	34.917	193.3		
							16	1'52.976	27.367	17.457	32.888	35.264	191.6		
7th	40	Sean KELLY Red Bull MotoGP Roo USA						10th	53	Deniz ÖNCÜ Red Bull MotoGP Roo TUR					
		Runs=3	Total laps=15	Full laps=10					Runs=1	Total laps=16	Full laps=15				
1	2'10.620	33.833	18.006	34.336	35.828	190.4	1	2'48.803	38.323	18.305	35.132	36.333	191.3		
2	1'53.655	28.102	17.383	33.141	35.029	195.5	2	1'54.673	28.437	17.392	33.379	35.465	194.8		
3	1'53.305	27.560	17.118	33.782	34.845	195.7	3	1'53.119	27.967	17.214	32.965	34.973	195.9		
4	1'51.526	27.365	17.043	32.440	34.678	196.5	4	1'52.806	28.113	17.097	32.731	34.865	196.2		
5	1'58.174	27.352	17.171	38.492	35.159	193.2	5	1'52.060	27.536	17.099	32.610	34.815	195.0		
6	1'53.933	27.541	17.687	33.988	34.717	177.9	6	1'51.972	27.679	17.042	32.413	34.838	195.2		
7	1'51.292	27.266	17.029	32.438	34.559	195.7	7	1'51.366	27.452	17.050	32.235	34.629	196.3		
8	1'51.167	27.148	16.936	32.232	34.851	197.5	8	1'52.704	28.437	17.076	32.401	34.790	196.6		
9	1'46.617 P	27.472	17.122	33.371	28.652	195.0	9	1'51.815	27.531	17.027	32.472	34.785	197.9		
10	1'58.348	33.334	17.471	32.725	34.818	193.6	10	1'51.846	27.488	17.012	32.401	34.945	196.3		
11	1'51.768	27.362	17.202	32.477	34.727	194.2	11	1'51.811	27.542	17.059	32.636	34.574	196.2		
12	1'45.870 P	27.329	17.246	32.436	28.859	193.2	12	1'51.406	27.386	17.032	32.505	34.483	196.6		
13	2'13.824	39.373	18.171	34.946	41.334	185.9	13	1'51.431	27.478	16.932	32.420	34.601	197.5		
14	1'52.315	28.011	16.954	32.629	34.721	197.0	14	1'51.431	27.395	16.955	32.517	34.564	197.0		
15	1'51.020	27.282	16.976	32.324	34.438	195.5	15	1'51.906	27.427	17.043	32.716	34.720	195.9		
							16	1'51.357	27.362	17.016	32.382	34.597	197.5		
8th	19	Sasha DE VITS Red Bull MotoGP Roo BEL						11th	11	Dan JONES Red Bull MotoGP Roo GBR					
		Runs=1	Total laps=16	Full laps=14					Runs=3	Total laps=13	Full laps=8				
1	2'14.246	33.849	18.079	34.317	35.843	192.0	1	2'20.616	35.337	18.073	34.895	36.101	195.2		
2	1'53.919	28.183	17.138	33.026	35.572	195.4	2	1'54.316	28.487	17.290	33.362	35.177	199.7		
3	1'52.583	27.721	17.204	32.663	34.995	194.9	3	1'52.561	27.705	17.049	32.599	35.208	197.3		
4	1'52.145	27.432	17.007	32.831	34.875	198.2	4	1'51.838	27.438	17.029	32.633	34.738	196.8		
5	1'52.789	27.491	16.974	33.480	34.844	196.2	5	1'57.725	27.509	17.070	38.085	35.061	193.6		
6	1'52.026	27.515	17.122	32.595	34.794	192.4	6	1'47.722 P	27.529	17.237	33.785	29.171	191.2		
7	1'52.224	27.443	17.125	33.005	34.651	193.4	7	2'06.251	38.848	18.037	33.218	36.148	190.2		
8	1'51.076	27.290	16.944	32.524	34.318	197.8	8	1'52.143	27.613	17.103	32.672	34.755	191.7		
9	1'51.095 *	27.18*	16.843	32.517	34.555	201.6	9	1'51.743	27.366	17.232	32.573	34.572	192.2		
10	1'51.524	27.299	16.870	32.850	34.505	201.7	10	1'51.376	27.387	17.064	32.282	34.643	195.4		
11	1'52.218	27.522	17.055	32.933	34.708	202.5	11	1'51.833 P	27.283	18.577	34.803	31.170	172.7		
12	1'53.283	27.441	17.342	33.432	35.068	188.2	12	2'01.369	35.494	17.677	33.440	34.758	187.9		
13	1'52.215	27.560	17.162	32.810	34.683	194.7	13	1'51.719	27.401	17.190	32.444	34.684	194.3		
14	1'52.945	27.509	17.104	32.863	35.469	195.7									
15	1'52.159	27.505	17.034	32.704	34.916	196.4									
16	1'54.047	28.964	17.462	32.789	34.832	194.6									

Fastest Lap: Can ÖNCÜ

Red Bull MotoGP Roo TUR

1'50.452

27.016

16.923

32.306

34.207

DORNA DATA PROCESSING TIMING SERVICE DORNA DATA PROCESSING TIMING SERVICE DORNA DATA PROCESSING TIMING SERVICE DORNA DATA PROCESSING TIMING SERVICE DORNA DATA PROCESSING TIMING SERVICE DORNA DATA PROCESSING TIMING SERVICE DORNA DATA PROCCEESSS

Jerez de la Frontera, Friday, May 04, 2018



Free Practice Nr. 1

RookiesCup

Lap	Lap Time	T1	T2	T3	T4	Speed	Lap	Lap Time	T1	T2	T3	T4	Speed	
12th	92	Yuki KUNII Red Bull MotoGP Roo JPN						15th	6	Ryusei YAMANAKA Red Bull MotoGP Roo JPN				
		Runs=1	Total laps=16	Full laps=15					Runs=1	Total laps=16	Full laps=12			
1	2'18.050	34.622	17.865	34.216	35.782	190.1	1	2'33.900	38.118	18.075	34.262	35.471	190.3	
2	1'53.702	28.310	17.316	32.946	35.130	192.6	2	1'53.266	27.779	17.317	32.949	35.221	193.4	
3	1'52.837	27.726	16.959	33.140	35.012	<u>199.3</u>	3	1'52.015	27.490	17.085	32.592	34.848	<u>196.5</u>	
4	<u>1'51.396</u>	27.257	16.902	<u>32.360</u>	34.877	198.1	4	1'51.942	27.391	<u>17.076</u>	32.533	34.942	194.7	
5	1'51.647	27.285	<u>16.770</u>	32.528	35.064	199.0	5	<u>1'51.662</u>	<u>27.235</u>	17.192	32.483	<u>34.752</u>	192.7	
6	1'52.377	28.161	16.961	32.634	34.621	195.5	6	1'52.105	27.350	17.237	32.569	34.949	192.1	
7	1'51.572	27.416	16.907	32.526	34.723	196.0	7	1'52.541	27.533	17.242	32.561	35.205	193.3	
8	1'51.493	27.376	17.072	32.392	34.653	195.2	8	1'52.388 *	27.348	17.316	32.603	35.121 *	192.2	
9	1'51.485	<u>27.216</u>	17.073	32.416	34.780	195.5	9	1'52.115	27.439	17.240	32.595	34.841	194.0	
10	1'51.991	27.322	17.136	32.460	35.073	192.5	10	1'52.015	27.311	17.282	32.581	34.841	192.3	
11	1'54.369	27.689	17.270	34.198	35.212	193.9	11	1'52.070	27.277	17.245	32.534	35.014	194.5	
12	1'51.488	27.360	17.092	32.412	34.624	194.5	12	1'52.109	27.240	17.249	32.715	34.905	193.9	
13	1'51.600	27.427	17.102	32.459	34.612	193.6	13	1'52.075	27.295	17.226	32.474	35.080	193.2	
14	1'51.805	27.367	17.153	32.500	34.785	192.9	14	1'52.027 *	27.422	17.147	32.586	34.872 *	194.5	
15	1'51.494	27.536	17.031	32.416	<u>34.511</u>	194.5	15	1'54.850	27.292	17.352	35.402	34.804	190.6	
16	1'53.322	28.505	17.115	32.560	35.142	197.1	16	1'51.877 *	27.460	17.165	<u>32.472</u>	34.780 *	194.0	
13th	7	Barry BALTUS Red Bull MotoGP Roo BEL						16th	22	Peetu PAAVILAINE Red Bull MotoGP Roo FIN				
		Runs=2	Total laps=15	Full laps=11					Runs=1	Total laps=16	Full laps=15			
1	2'10.874	33.686	18.092	34.437	35.857	192.0	1	2'10.561	33.949	18.126	34.480	35.890	190.3	
2	1'53.836	28.042	17.393	33.236	35.165	196.8	2	1'54.663	28.227	17.345	33.718	35.373	196.8	
3	1'52.333	27.297	17.115	32.961	34.960	197.3	3	1'53.146	27.610	17.364	32.868	35.304	196.3	
4	1'52.246	27.597	17.325	32.735	34.589	193.5	4	1'52.427	27.665	17.304	32.657	34.801	195.5	
5	1'52.088	27.257	17.104	32.800	34.927	189.3	5	1'52.306	27.579	17.199	32.489	35.039	194.9	
6	1'52.090	27.591	17.273	32.489	34.737	188.1	6	1'52.467	27.469	17.308	32.626	35.064	191.7	
7	1'52.529	27.671	17.429	32.581	34.848	188.4	7	1'52.138	27.420	17.272	32.689	34.757	193.4	
8	1'52.026 *	27.41 *	17.271	32.469	34.874	189.7	8	1'52.016	27.341	17.313	32.578	34.784	191.9	
9	1'51.877	27.423	17.194	32.524	34.736	191.2	9	1'51.834	27.267	17.196	<u>32.395</u>	34.976	194.5	
10	1'52.457	<u>27.239</u>	17.196	33.104	34.918	190.4	10	<u>1'51.801</u>	<u>27.194</u>	17.405	32.453	34.749	196.4	
11	<u>1'51.440</u>	27.416	<u>17.062</u>	32.627	<u>34.335</u>	<u>198.9</u>	11	1'52.325	27.722	<u>17.027</u>	32.682	34.894	<u>203.1</u>	
12	1'46.068 P	27.569	17.299	<u>32.430</u>	28.770	196.9	12	1'52.360	27.232	17.118	32.865	35.145	198.2	
13	1'57.253	32.718	17.323	32.500	34.712	191.2	13	1'52.812	27.420	17.197	32.863	35.332	193.6	
14	1'51.563	27.418	17.162	32.432	34.551	191.4	14	1'53.197	27.539	17.496	32.776	35.386	191.8	
15	1'51.783	27.240	17.388	32.518	34.637	189.1	15	1'52.414	27.472	17.293	32.840	34.809	192.2	
14th	31	Gerry SALIM Red Bull MotoGP Roo INA						17th	66	Adrian HUERTAS Red Bull MotoGP Roo SPA				
		Runs=2	Total laps=15	Full laps=12					Runs=3	Total laps=15	Full laps=10			
1	2'16.335	36.404	18.030	34.325	35.780	192.7	1	2'14.327	34.046	18.312	34.412	37.219	190.3	
2	1'53.370	28.247	17.218	32.986	34.919	194.5	2	1'55.199	28.478	17.418	33.820	35.483	196.0	
3	1'52.437	27.782	17.098	32.653	34.904	195.1	3	1'56.051	28.940	17.472	33.963	35.676	195.0	
4	1'51.886	27.616	17.109	<u>32.523</u>	34.638	195.2	4	1'54.752	28.433	17.407	33.440	35.472	195.2	
5	1'52.776	27.436	16.965	32.850	35.525	195.0	5	1'50.449 P	28.101	17.210	34.655	30.483	<u>198.8</u>	
6	1'53.165	27.833	17.351	33.250	34.731	192.2	6	1'59.595	33.358	17.711	33.150	35.376	191.0	
7	1'51.776	27.563	<u>16.815</u>	32.677	34.721	<u>199.2</u>	7	1'53.309	27.824	17.452	32.945	35.088	193.6	
8	<u>1'51.458</u>	27.316	16.996	32.608	<u>34.538</u>	195.9	8	1'53.002	27.669	17.294	32.886	35.153	195.8	
9	1'51.681	<u>27.284</u>	17.000	32.653	34.744	198.6	9	1'47.953 P	27.814	17.314	33.393	29.432	194.5	
10	1'51.574	27.319	16.992	32.562	34.701	197.5	10	1'56.733	31.689	17.362	32.714	34.968	195.9	
11	1'51.154 P	28.431	17.260	34.202	31.261	195.6	11	1'52.482	27.506	17.288	32.821	34.867	195.3	
12	2'04.537	37.784	17.462	34.147	35.144	192.5	12	1'52.288	<u>27.454</u>	17.155	32.874	34.805	197.9	
13	1'54.519	28.134	17.521	32.962	35.902	192.4	13	1'54.512	28.392	17.205	33.977	34.938	196.2	
14	1'55.178	27.645	17.086	35.389	35.058	196.3	14	<u>1'51.814</u>	27.528	<u>17.107</u>	<u>32.567</u>	<u>34.612</u>	196.8	
15	1'53.014	27.591	17.169	32.692	35.562	195.0	15	1'52.469	27.659	17.181	32.895	34.734	198.0	

Fastest Lap: Can ÖNCÜ

Red Bull MotoGP Roo TUR

1'50.452

27.016

16.923

32.306

34.207

DORNA DATA PROCESSING TIMING SERVICE DORNA DATA PROCESSING TIMING SERVICE DORNA DATA PROCESSING TIMING SERVICE DORNA DATA PROCESSING TIMING SERVICE DORNA DATA PROCESSING TIMING SERVICE DORNA DATA PROCESSING TIMING SERVICE DORNA DATA PROCESSING TIMING SERVICE DORNA DATA PROCESSING TIMING SERVICE DORNA DATA PROCESSING TIMING SERVICE DORNA DATA PROCCEESSS

Free Practice Nr. 1

RookiesCup

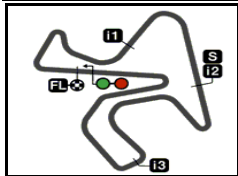
Lap	Lap Time	T1	T2	T3	T4	Speed	Lap	Lap Time	T1	T2	T3	T4	Speed
10	1'59.217	27.811	17.396	38.185	35.825	192.2							
11	1'54.151	27.895	17.376	33.317	35.563	190.9							
12	1'54.725	28.256	17.440	33.248	35.781	190.3							
13	1'53.668	27.906	17.351	33.223	35.188	189.7							
14	1'54.171	27.894	17.515	33.574	35.188	188.7							

Fastest Lap: Can ÖNCÜ Red Bull MotoGP Roo TUR **1'50.452** 27.016 16.923 32.306 34.207

DORNA DATA PROCESSING TIMING SERVICE DORNA DATA PROCESSING TIMING SERVICE DORNA DATA PROCESSING TIMING SERVICE DORNA DATA PROCESSING TIMING SERVICE DORNA DATA PROCESSING TIMING SERVICE DORNA DATA PROCESSING TIMING SERVICE DORNA DATA PROCESSING TIMING SERVICE DORNA DATA PROCESSING TIMING SERVICE DORNA DATA PROCCESSS

Jerez de la Frontera, Friday, May 04, 2018






4423 m.

GRAN PREMIO RED BULL DE ESPAÑA

Free Practice Nr. 1

Fastest Laps Sequence

<i>Practice Time</i>	 <i>Rider</i>	<i>Nation</i>	<i>Motorcycle</i>	<i>Time</i>	<i>Km/h</i>	<i>Rider's Lap</i>
3'59.457	12 Filip SALAC	CZE	KTM	1'52.227	141.8	2
4'11.885	99 Carlos TATAY	SPA	KTM	1'52.071	142.0	2
5'50.641	12 Filip SALAC	CZE	KTM	1'51.184	143.2	3
7'41.440	12 Filip SALAC	CZE	KTM	1'50.799	143.7	4
16'24.817	61 Can ÖNCÜ	TUR	KTM	1'50.452	144.1	8

