

4423 m.

**GRAN PREMIO RED BULL DE ESPAÑA****Free Practice Nr. 2****Classification****9**

		<i>Rider</i>	<i>Nation</i>	<i>Team</i>	<i>Motorcycle</i>	<i>Time</i>	<i>Lap</i>	<i>Total</i>	<i>Gap</i>	<i>Top Speed</i>
1	61	<b>Can ÖNCÜ</b>	TUR	Red Bull MotoGP Rookies Cup	KTM	<b>1'49.414</b>	2	17		<b>196.6</b>
2	53	<b>Deniz ÖNCÜ</b>	TUR	Red Bull MotoGP Rookies Cup	KTM	<b>1'50.259</b>	11	16	0.845 0.845	<b>199.6</b>
3	12	<b>Filip SALAC</b>	CZE	Red Bull MotoGP Rookies Cup	KTM	<b>1'50.480</b>	3	15	1.066 0.221	<b>194.6</b>
4	22	<b>Peetu PAAVILAINEN</b>	FIN	Red Bull MotoGP Rookies Cup	KTM	<b>1'50.495</b>	10	17	1.081 0.015	<b>196.3</b>
5	7	<b>Barry BALTUS</b>	BEL	Red Bull MotoGP Rookies Cup	KTM	<b>1'50.568</b>	3	15	1.154 0.073	<b>198.4</b>
6	99	<b>Carlos TATAY</b>	SPA	Red Bull MotoGP Rookies Cup	KTM	<b>1'50.593</b>	11	15	1.179 0.025	<b>196.9</b>
7	24	<b>Xavier ARTIGAS</b>	SPA	Red Bull MotoGP Rookies Cup	KTM	<b>1'50.605</b>	11	15	1.191 0.012	<b>196.6</b>
8	6	<b>Ryusei YAMANAKA</b>	JPN	Red Bull MotoGP Rookies Cup	KTM	<b>1'50.767</b>	3	17	1.353 0.162	<b>196.5</b>
9	30	<b>Max COOK</b>	GBR	Red Bull MotoGP Rookies Cup	KTM	<b>1'50.945</b>	12	14	1.531 0.178	<b>198.4</b>
10	11	<b>Dan JONES</b>	GBR	Red Bull MotoGP Rookies Cup	KTM	<b>1'51.046</b>	4	13	1.632 0.101	<b>197.1</b>
11	19	<b>Sasha DE VITS</b>	BEL	Red Bull MotoGP Rookies Cup	KTM	<b>1'51.190</b>	4	7	1.776 0.144	<b>195.2</b>
12	40	<b>Sean KELLY</b>	USA	Red Bull MotoGP Rookies Cup	KTM	<b>1'51.216</b>	14	14	1.802 0.026	<b>196.2</b>
13	92	<b>Yuki KUNII</b>	JPN	Red Bull MotoGP Rookies Cup	KTM	<b>1'51.233</b>	4	15	1.819 0.017	<b>198.2</b>
14	88	<b>Matteo PATAcca</b>	ITA	Red Bull MotoGP Rookies Cup	KTM	<b>1'51.303</b>	14	15	1.889 0.070	<b>198.2</b>
15	28	<b>Adrian CARRASCO</b>	SPA	Red Bull MotoGP Rookies Cup	KTM	<b>1'51.332</b>	12	16	1.918 0.029	<b>197.8</b>
16	66	<b>Adrian HUERTAS</b>	SPA	Red Bull MotoGP Rookies Cup	KTM	<b>1'51.355</b>	6	15	1.941 0.023	<b>197.9</b>
17	44	<b>Nicolas HERNANDEZ</b>	COL	Red Bull MotoGP Rookies Cup	KTM	<b>1'51.356</b>	3	13	1.942 0.001	<b>193.8</b>
18	3	<b>Pasquale ALFANO</b>	ITA	Red Bull MotoGP Rookies Cup	KTM	<b>1'51.359</b>	4	13	1.945 0.003	<b>196.9</b>
19	83	<b>Meikon KAWAKAMI</b>	BRA	Red Bull MotoGP Rookies Cup	KTM	<b>1'51.559</b>	3	15	2.145 0.200	<b>194.4</b>
20	31	<b>Gerry SALIM</b>	INA	Red Bull MotoGP Rookies Cup	KTM	<b>1'51.560</b>	4	15	2.146 0.001	<b>201.7</b>
21	43	<b>Steward GARCIA</b>	COL	Red Bull MotoGP Rookies Cup	KTM	<b>1'51.603</b>	6	15	2.189 0.043	<b>196.5</b>
22	29	<b>Billy VAN EERDE</b>	AUS	Red Bull MotoGP Rookies Cup	KTM	<b>1'51.952</b>	4	15	2.538 0.349	<b>199.8</b>
23	5	<b>Simon JESPERSEN</b>	DEN	Red Bull MotoGP Rookies Cup	KTM	<b>1'52.069</b>	4	7	2.655 0.117	<b>200.7</b>
24	62	<b>Aidan LIEBENBERG</b>	RSA	Red Bull MotoGP Rookies Cup	KTM	<b>1'52.947</b>	6	15	3.533 0.878	<b>192.1</b>

**Practice condition: Dry**

Air: 21°

Humidity: 67%

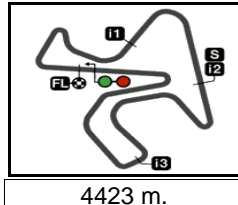
Ground: 38°

<b>Fastest Lap:</b>	Lap: 2	<b>Can ÖNCÜ</b>	<b>1'49.414</b>	145.5 Km/h
<b>Circuit Record Lap:</b>	2015	<b>Enzo BOULOM</b>	<b>1'49.439</b>	145.4 Km/h
<b>Circuit Best Lap:</b>	2018	<b>Can ÖNCÜ</b>	<b>1'49.414</b>	145.5 Km/h

The results are provisional until the end of the limit for protest and appeals.

Time limit for protest expires 30' after publication of the results - ..... Time: .....

DORNA DATA PROCESSING TIMING SERVICE DORNA DATA PROCESSING TIMING SERVICE DORNA DATA PROCESSING TIMING SERVICE DORNA DATA PROCESSING TIMING SERVICE DORNA DATA PROCESSING TIMING SERVICE DORNA DATA PROCESSING TIMING SERVICE DORNA DATA PROCESSING



## GRAN PREMIO RED BULL DE ESPAÑA

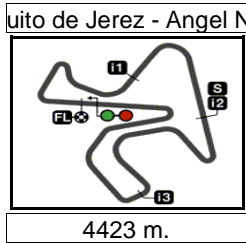
## Free Practice Nr. 2

## Top Speed &amp; Average

4



Rider	Nation	Motorcycle	Top 5 speeds					Average	Top
31 Gerry SALIM	INA	KTM	201.7	197.9	196.5	196.3	196.0	197.7	201.7
5 Simon JESPERSEN	DEN	KTM	200.7	198.0	194.8	194.5	194.5	196.5	200.7
29 Billy VAN EERDE	AUS	KTM	199.8	198.0	197.1	196.9	196.3	197.6	199.8
53 Deniz ÖNCÜ	TUR	KTM	199.6	198.3	197.2	196.6	196.6	197.7	199.6
30 Max COOK	GBR	KTM	198.4	194.8	193.1	192.6	192.2	193.9	198.4
7 Barry BALTUS	BEL	KTM	198.4	193.3	193.1	192.5	191.8	193.8	198.4
92 Yuki KUNII	JPN	KTM	198.2	198.2	196.7	196.6	196.3	197.2	198.2
88 Matteo PATACCA	ITA	KTM	198.2	197.2	195.6	195.4	195.0	196.3	198.2
66 Adrian HUERTAS	SPA	KTM	197.9	197.2	197.1	196.2	194.8	196.6	197.9
28 Adrian CARRASCO	SPA	KTM	197.8	195.5	194.6	192.5	192.2	194.5	197.8
11 Dan JONES	GBR	KTM	197.1	195.1	193.8	193.3	192.9	194.4	197.1
3 Pasquale ALFANO	ITA	KTM	196.9	195.9	194.3	194.1	193.7	195.0	196.9
99 Carlos TATAY	SPA	KTM	196.9	194.3	192.7	192.7	192.7	193.9	196.9
24 Xavier ARTIGAS	SPA	KTM	196.6	196.0	195.6	195.4	195.0	195.7	196.6
61 Can ÖNCÜ	TUR	KTM	196.6	195.5	194.4	194.2	194.1	195.0	196.6
6 Ryusei YAMANAKA	JPN	KTM	196.5	194.0	193.9	192.2	192.0	193.4	196.5
43 Steward GARCIA	COL	KTM	196.5	193.8	193.5	192.6	192.4	193.8	196.5
22 Peetu PAAVILAINEN	FIN	KTM	196.3	195.2	193.9	193.8	192.9	194.4	196.3
40 Sean KELLY	USA	KTM	196.2	193.3	192.9	191.5	191.4	193.1	196.2
19 Sasha DE VITS	BEL	KTM	195.2	193.6	193.1	193.0	192.1	193.4	195.2
12 Filip SALAC	CZE	KTM	194.6	192.6	191.6	191.5	190.7	192.2	194.6
83 Meikon KAWAKAMI	BRA	KTM	194.4	193.6	192.6	191.7	191.6	192.8	194.4
44 Nicolas HERNANDEZ	COL	KTM	193.8	191.0	190.6	190.6	190.4	191.3	193.8
62 Aidan LIEBENBERG	RSA	KTM	192.1	190.5	189.8	188.7	188.0	189.8	192.1



Results and timing service provided by

# Rookies Cup

## GRAN PREMIO RED BULL DE ESPAÑA

### Free Practice Nr. 2

### Chronological Analysis of Performances

**5**

\* Lap / Sector time cancelled

T1 Time from finish line to 1st intermediate

T3 Time from 2nd intermed. to 3rd intermed.

P Crossing the finish line in pit lane

T2 Time from 1st intermed. to 2nd intermed.

T4 Time from 3rd intermediate to finish line

Lap	Lap Time	T1	T2	T3	T4	Speed	Lap	Lap Time	T1	T2	T3	T4	Speed				
<b>1st 61</b> Can ÖNCÜ Red Bull MotoGP Roo TUR Runs=1 Total laps=17 Full laps=15							<b>4th 22</b> Peetu PAAVILAINE Red Bull MotoGP Roo FIN Runs=1 Total laps=17 Full laps=16										
1	2'02.568	30.800	17.616	32.589	33.972	189.9	1	2'04.399	32.183	17.656	32.804	34.618	192.5				
2	1'49.414	26.810	16.858	31.872	33.874	194.4	2	1'50.892	27.177	17.024	32.443	34.248	193.9				
3	1'55.460	32.720	16.866	31.927	33.947	196.6	3	1'50.628	26.983	16.987	32.254	34.404	195.2				
4	1'50.203	26.861	16.888	32.201	34.253	193.8	4	1'50.831	27.060	17.297	32.263	34.211	189.0				
5	1'52.480 *	27.13 *	19.115	32.329	33.899	188.0	5	1'50.663	27.042	17.251	32.232	34.138	190.6				
6	1'50.070	27.002	16.890	32.039	34.139	192.5	6	1'51.019	27.082	16.998	32.246	34.693	196.3				
7	1'50.077	26.898	16.892	32.036	34.251	194.2	7	1'51.982	27.294	17.559	32.584	34.545	191.6				
8	1'50.543	27.286	17.044	32.088	34.125	190.8	8	1'51.594	27.506	17.384	32.406	34.298	192.9				
9	1'54.682	27.024	17.093	32.064	38.501	188.7	9	1'50.900	27.158	17.146	32.285	34.311	192.1				
10	1'50.296	27.169	17.076	32.005	34.046	190.7	10	1'50.495	27.044	17.050	32.266	34.135	192.8				
11	1'50.071	26.854	17.031	32.041	34.145	192.1	11	1'51.458	27.168	17.356	32.373	34.561	189.4				
12	1'49.794	26.885	16.924	31.878	34.107	195.5	12	1'51.383	27.413	17.356	32.343	34.271	189.8				
13	1'52.459	28.330	17.053	32.455	34.621	194.1	13	1'51.986	27.281	17.383	32.799	34.523	189.7				
14	1'50.504	26.994	17.093	32.141	34.276	190.4	14	1'51.061	27.286	17.183	32.285	34.307	190.7				
15	1'50.214	26.931	17.042	31.952	34.289	191.9	15	1'51.669	27.010	17.142	32.429	35.088	193.8				
16	1'50.935	27.129	17.091	32.242	34.473	189.3	16	1'51.268	27.042	17.115	32.434	34.677	191.6				
17	1'50.287	26.976	17.019	32.166	34.126	190.4	17	1'51.109	27.055	17.189	32.327	34.538	191.5				
<b>2nd 53</b> Deniz ÖNCÜ Red Bull MotoGP Roo TUR Runs=2 Total laps=16 Full laps=13							<b>5th 7</b> Barry BALTUS Red Bull MotoGP Roo BEL Runs=2 Total laps=15 Full laps=12										
1	2'10.259	32.199	17.887	33.353	34.999	193.3	1	2'18.010	40.765	17.474	32.816	34.954	187.3				
2	1'51.271	27.499	17.223	32.211	34.338	196.6	2	1'51.374	27.750	17.181	32.049	34.394	193.1				
3	1'54.892 P	31.335	17.740	34.004	31.813	190.7	3	1'50.568	27.226	17.022	31.957	34.363	192.5				
4	2'01.913	36.469	17.907	32.757	34.780	189.2	4	1'51.266	27.419	17.301	32.063	34.483	193.3				
5	1'51.366	27.241	16.937	32.637	34.551	196.0	5	1'50.974	27.308	17.161	32.102	34.403	189.5				
6	1'51.285	27.403	16.979	32.426	34.477	195.8	6	1'51.118	27.243	17.103	32.238	34.534	189.5				
7	1'51.332	27.308	17.079	32.337	34.608	193.7	7	1'51.934	27.162	16.771	32.439	35.562	198.4				
8	1'51.336	27.360	17.129	32.366	34.481	193.4	8	1'45.462 P	27.515	17.455	32.227	28.265	189.4				
9	1'50.750	27.247	16.999	32.286	34.218	194.3	9	2'05.815	41.787	17.317	32.312	34.399	187.3				
10	1'50.901	27.206	17.044	32.286	34.365	194.0	10	1'51.269	27.370	17.171	32.188	34.540	188.5				
11	1'50.259	27.050	16.896	32.126	34.187	196.1	11	1'51.296	27.144	17.006	32.188	34.958	191.0				
12	1'51.585	27.214	16.977	32.737	34.657	199.6	12	1'51.209	27.434	17.132	32.246	34.397	191.8				
13	1'50.859	27.086	16.934	32.143	34.696	197.2	13	1'51.399	27.297	17.244	32.343	34.515	188.9				
14	1'54.587	27.118	16.935	35.919	34.615	198.3											
15	1'50.609	27.095	17.053	32.123	34.338	194.0											
16	1'50.552	27.117	16.878	32.146	34.411	196.6											
<b>3rd 12</b> Filip SALAC Red Bull MotoGP Roo CZE Runs=3 Total laps=15 Full laps=10																	
1	2'01.577	31.002	17.623	32.624	34.517	187.3											
2	1'50.500	27.079	17.231	31.978	34.212	190.6											
3	1'50.480	27.070	17.197	32.072	34.141	190.6											
4	1'50.566	27.114	17.252	32.035	34.165	188.8											
5	1'44.893 P	26.997	17.305	32.436	28.155	190.1											

**Fastest Lap:** Can ÖNCÜ Red Bull MotoGP Roo TUR **1'49.414** 26.810 16.858 31.872 33.874

DORNA DATA PROCESSING TIMING SERVICE DORNA DATA PROCESSING TIMING SERVICE DORNA DATA PROCESSING TIMING SERVICE DORNA DATA PROCESSING TIMING SERVICE DORNA DATA PROCESSING TIMING SERVICE DORNA DATA PROCESSING TIMING SERVICE DORNA DATA PROCESSING TIMING SERVICE DORNA DATA PROCESSING TIMING SERVICE DORNA DATA PROCCEESSS



# Free Practice Nr. 2

# RookiesCup

Lap	Lap Time	T1	T2	T3	T4	Speed	Lap	Lap Time	T1	T2	T3	T4	Speed
14	1'52.043	27.262	17.188	33.112	34.481	189.5	16	1'51.911	27.442	17.392	32.458	34.619	188.6
15	1'52.740	27.913	17.381	32.681	34.765	187.8	17	1'51.290	27.073	17.152	32.394	34.671	192.0

6th 99 Carlos TATAY Red Bull MotoGP Roo SPA							9th 30 Max COOK Red Bull MotoGP Roo GBR											
		Runs=2		Total laps=15			Full laps=12					Runs=3		Total laps=14			Full laps=10	
1	2'18.327	32.245	17.596	32.861	34.490	190.9	1	2'08.269	32.020	17.555	33.296	34.913	192.2					
2	1'50.684	27.211	17.153	32.074	34.246	194.3	2	1'52.184	27.592	17.008	32.771	34.813	198.4					
3	1'50.828	27.092	17.134	32.179	34.423	192.5	3	1'52.525	28.067	17.261	32.644	34.553	189.6					
4	1'51.300	27.240	17.109	32.408	34.543	192.6	4	1'51.306	27.385	17.028	32.582	34.311	194.8					
5	1'52.613	27.658	17.549	32.889	34.517	187.2	5	1'52.194	27.554	17.384	32.526	34.730	189.7					
6	1'50.691	27.165	17.052	32.126	34.348	192.7	6	1'52.126	27.561	17.425	32.542	34.598	192.6					
7	1'51.003	26.935	17.016	32.146	34.906	196.9	7	1'52.519	27.789	18.095	33.371	33.264	178.2					
8	1'45.757	P 27.390	17.902	32.706	27.759	188.3	8	1'56.008	P 32.517	17.460	33.771	32.260	188.3					
9	1'56.955	32.144	17.466	32.822	34.523	190.6	9	2'02.448	37.176	17.380	32.857	35.035	189.6					
10	1'50.929	27.126	17.174	32.289	34.340	191.5	10	1'52.340	27.690	17.272	32.562	34.816	190.3					
11	1'50.593	27.162	17.039	32.122	34.270	192.7	11	1'52.015	27.391	17.374	32.821	34.429	188.7					
12	1'50.697	27.039	17.263	32.161	34.234	190.4	12	1'50.945	27.240	17.139	32.256	34.310	192.2					
13	1'54.537	29.686	17.512	32.653	34.686	191.4	13	1'51.781	27.404	17.097	32.420	34.860	193.1					
14	1'50.951	27.114	17.054	32.280	34.503	192.7	14	1'54.546	28.582	17.708	33.064	35.192	182.8					
15	1'50.693	27.023	17.159	32.358	34.153	191.0												

7th 24 Xavier ARTIGAS Red Bull MotoGP Roo SPA							10th 11 Dan JONES Red Bull MotoGP Roo GBR											
		Runs=3		Total laps=15			Full laps=10					Runs=4		Total laps=13			Full laps=6	
1	2'07.839	32.113	17.804	33.879	35.050	188.8	1	2'10.621	33.103	18.126	33.464	35.132	192.4					
2	1'52.487	27.656	17.277	32.692	34.862	193.3	2	1'52.056	27.584	17.200	32.843	34.429	195.1					
3	1'52.881	28.441	17.100	32.839	34.501	194.0	3	1'53.619	27.297	17.049	32.683	36.590	197.1					
4	1'51.345	27.296	16.936	32.761	34.352	196.0	4	1'51.046	27.276	16.993	32.396	34.381	193.8					
5	1'51.953	27.535	17.350	32.522	34.546	194.1	5	1'51.752	27.195	17.112	32.614	34.831	193.3					
6	1'51.898	27.462	17.394	32.522	34.520	195.6	6	1'54.149	P 32.344	17.079	32.553	32.173	192.9					
7	1'50.330	P 30.724	17.142	33.064	29.400	194.6	7	2'00.322	35.378	17.391	32.834	34.719	187.7					
8	2'06.771	41.158	17.701	33.035	34.877	188.7	8	1'55.314	27.480	17.291	35.711	34.832	186.2					
9	1'52.611	27.584	17.438	32.836	34.753	189.7	9	1'51.558	27.381	17.224	32.517	34.436	191.4					
10	1'53.351	29.599	17.135	32.216	34.401	195.0	10	1'46.220	P 27.378	17.255	32.851	28.736	188.0					
11	1'50.605	27.284	17.014	32.093	34.214	195.4	11	2'00.991	35.409	17.467	32.703	35.412	188.3					
12	1'50.706	27.172	16.962	32.336	34.236	196.6	12	1'45.411	P 27.432	17.327	32.586	28.066	189.4					
13	1'54.643	28.771	18.253	32.840	34.779	191.4	13	1'58.052	32.608	17.432	32.910	35.102	186.5					
14	1'47.291	P 27.375	17.083	32.739	30.094	193.9												
15	1'57.998	32.333	17.477	33.239	34.949	193.7												

8th 6 Ryusei YAMANAKA Red Bull MotoGP Roo JPN							11th 19 Sasha DE VITS Red Bull MotoGP Roo BEL											
		Runs=1		Total laps=17			Full laps=13					Runs=1		Total laps=8			Full laps=6	
1	2'02.978	31.119	17.653	32.864	34.862	189.3	1	2'09.178	32.886	17.583	33.135	34.669	192.1					
2	1'50.848	27.032	17.204	32.158	34.454	192.0	2	1'51.729	27.515	17.239	32.361	34.614	195.2					
3	1'50.767	26.890	17.124	32.297	34.456	192.2	3	1'52.628	27.896	17.149	33.049	34.534	193.6					
4	1'51.066	* 27.044	17.306	32.347	34.369*	190.3	4	1'51.190	27.336	17.162	32.355	34.337	193.0					
5	1'51.490	27.046	17.357	32.365	34.722	190.7	5	1'52.029	27.412	17.395	32.561	34.661	193.1					
6	1'51.976	* 27.092	17.175	33.133	34.576*	189.4	6	1'52.052	27.663	17.065	32.647	34.677	191.4					
7	1'51.102	26.994	17.194	32.387	34.527	196.5	7	1'56.491	28.918	18.504	33.198	35.871	185.2					
8	1'51.175	* 27.468	17.158	32.278	34.271*	194.0		PIT	27.839	17.601	32.998	1'54.077	191.8					
9	1'50.824	27.081	17.224	32.128	34.391	190.0												
10	1'51.159	27.183	17.261	32.414	34.301	190.5												
11	1'54.122	27.959	17.483	33.914	34.766	180.9												
12	1'51.101	27.067	17.145	32.279	34.610	191.7												
13	1'51.077	27.095	17.151	32.325	34.506	191.5												
14	1'51.248	27.134	17.171	32.271	34.672	191.1												
15	1'52.675	27.140	17.127	32.740	35.668	193.9												

12th 40 Sean KELLY Red Bull MotoGP Roo USA								
		Runs=3		Total laps=15			Full laps=9	
1	2'03.540	31.456	17.675	33.063	34.472	188.4		
2	1'51.293	27.397	17.183	32.392	34.321	193.3		
3	1'51.650	27.266	17.162	32.538	34.684	191.3		
4	1'51.373	27.253	17.230	32.549	34.341	190.9		
5	1'51.882	27.245	17.379	32.475	34.783	191.5		
6	1'51.336	27.360	17.035	32.424	34.517	196.2		
7	1'44.920	P 27.19*	17.110	32.427	28.191	192.9		

**Fastest Lap:** Can ÖNCÜ Red Bull MotoGP Roo TUR 1'49.414 26.810 16.858 31.872 33.874

DORNA DATA PROCESSING TIMING SERVICE DORNA DATA PROCESSING TIMING SERVICE DORNA DATA PROCESSING TIMING SERVICE DORNA DATA PROCESSING TIMING SERVICE DORNA DATA PROCESSING TIMING SERVICE DORNA DATA PROCESSING TIMING SERVICE DORNA DATA PROCESSING TIMING SERVICE DORNA DATA PROCESSING TIMING SERVICE DORNA DATA PROCCEESSS



Free Practice Nr. 2

RookiesCup

Lap	Lap Time	T1	T2	T3	T4	Speed	Lap	Lap Time	T1	T2	T3	T4	Speed
8	1'57.374	32.634	17.329	32.762	34.649	191.2	10	1'52.073	27.633	17.218	32.647	34.575	189.1
9	1'51.294	27.308	17.218	32.376	34.392	190.4	11	1'51.622	27.487	17.282	32.490	34.363	189.6
10	1'46.856 P	27.21.*	17.648	33.064	28.931	186.1	12	1'51.332	27.330	17.173	32.589	34.240	191.0
11	2'12.611	44.897	17.735	35.368	34.611	188.3	13	1'52.910	28.102	17.501	32.425	34.882	187.1
12	1'51.788	27.370	17.254	32.305	34.859	191.1	14	1'51.441	27.181	17.258	32.548	34.454	190.9
13	1'52.158	27.307	17.264	32.950	34.637	191.4	15	1'51.909	27.729	17.315	32.408	34.457	187.1
14	1'51.216	27.299	17.185	32.265	34.467	190.7	16	1'52.122	27.198	17.206	32.758	34.960	192.5
PIT		27.280	17.285	33.444	28.824	187.8							

**13th 92** Yuki KUNII Red Bull MotoGP Roo JPN  
Runs=2 Total laps=15 Full laps=11

1	2'11.144	31.929	17.278	33.487	35.043	198.2
2	1'51.326	27.344	16.973	32.582	34.427	198.2
3	1'51.897	27.388	17.060	32.678	34.771	194.4
4	1'51.233	27.243	17.168	32.428	34.394	196.6
5	1'51.731	27.305	17.167	32.620	34.639	196.7
6	1'54.494	30.105	17.060	32.471	34.858	194.0
7	1'52.619	27.537	16.938	32.796	35.348	196.3
8	1'56.679	30.490	17.358	33.089	35.742	192.0
9	1'52.802 *	27.78*	17.520	32.809	34.687	187.8
10	1'52.365	27.633	17.393	32.745	34.594	186.8
11	1'54.148	29.295	17.399	32.583	34.871	190.8
12	1'51.755 P	29.956	17.681	32.888	31.230	185.3
13	2'07.604	42.372	17.561	32.865	34.806	189.9
14	1'52.204	27.444	17.190	32.647	34.923	190.0
15	1'52.572	27.554	17.332	32.840	34.846	188.8

**16th 66** Adrian HUERTAS Red Bull MotoGP Roo SPA  
Runs=2 Total laps=15 Full laps=11

1	2'05.710	31.976	17.512	33.320	35.046	194.2
2	1'55.287 *	27.91*	17.262	32.822	37.285	194.8
3	1'52.837	27.886	17.035	32.989	34.927	197.2
4	1'51.622	27.383	17.099	32.490	34.650	196.2
5	1'52.041	27.399	17.074	32.887	34.681	197.9
6	1'51.355	27.320	17.030	32.500	34.505	197.1
7	1'50.215 P	27.595	17.539	33.759	31.322	191.4
8	1'57.819	32.412	17.544	32.894	34.969	190.2
9	1'52.677	27.704	17.421	32.826	34.726	190.2
10	1'52.635	27.479	17.575	32.864	34.717	188.8
11	1'52.072	27.382	17.207	32.542	34.941	192.9
12	1'52.320	27.815	17.379	32.568	34.558	190.4
13	1'52.184	27.416	17.372	32.572	34.824	190.9
14	1'52.432	27.427	17.535	32.714	34.756	190.9
15	1'52.482	27.414	17.430	32.761	34.877	191.0

**14th 88** Matteo PATACCA Red Bull MotoGP Roo ITA  
Runs=2 Total laps=15 Full laps=12

1	2'11.426	35.646	17.953	34.121	34.947	193.9
2	1'51.667	27.700	17.194	32.514	34.259	195.0
3	1'51.573	27.494	17.107	32.429	34.543	195.4
4	1'51.828	27.464	17.099	32.458	34.807	197.2
5	1'51.362	27.264	16.996	32.691	34.411	198.2
6	1'51.570	27.462	17.027	32.516	34.565	195.6
7	1'52.989	27.568	17.498	33.033	34.890	190.3
8	1'52.419	27.534	17.286	32.803	34.796	189.8
9	1'50.937 P	27.562	17.771	34.279	31.325	186.3
10	1'58.639	33.309	17.671	32.847	34.812	188.6
11	1'51.853	27.418	17.272	32.511	34.652	190.1
12	1'51.660	27.393	17.319	32.462	34.486	190.8
13	1'51.756	27.369	17.271	32.570	34.546	190.4
14	1'51.303	27.297	17.135	32.322	34.549	191.1
15	1'51.404	27.292	17.207	32.567	34.338	189.9

**17th 44** Nicolas HERNANDE Red Bull MotoGP Roo COL  
Runs=3 Total laps=13 Full laps=8

1	2'16.301	35.127	18.054	33.830	35.867	187.9
2	1'52.923	28.106	17.270	32.509	35.038	190.6
3	1'51.356	27.546	17.094	32.271	34.445	193.8
4	2'34.599 P	1'02.268	20.453	38.443	33.435	159.7
5	2'10.644	42.349	18.584	33.672	36.039	176.4
6	1'55.020	28.039	17.637	33.441	35.903	188.1
7	1'54.203	28.156	17.479	33.183	35.385	188.2
8	1'53.900	28.462	17.478	33.192	34.768	188.0
9	1'51.339 P	28.210	17.815	33.595	31.719	189.2
10	2'08.944	42.245	17.648	33.282	35.769	188.9
11	1'53.384	27.756	17.228	33.098	35.302	190.6
12	1'53.609	27.758	17.240	33.063	35.548	190.4
13	1'54.310	28.202	17.306	33.251	35.551	191.0

**15th 28** Adrian CARRASCO Red Bull MotoGP Roo SPA  
Runs=2 Total laps=16 Full laps=13

1	2'08.455	32.535	17.375	33.055	34.920	194.6
2	1'52.044	27.459	17.006	32.852	34.727	197.8
3	1'52.356	28.160	17.082	32.460	34.654	192.0
4	1'51.333	27.417	17.083	32.420	34.413	189.9
5	1'52.614	27.790	17.757	32.773	34.294	185.9
6	1'51.532	27.328	17.063	32.462	34.679	192.2
7	1'49.253 P	30.659	17.066	32.580	28.948	195.5
8	1'56.482	32.077	17.143	32.637	34.625	190.8
9	1'51.847	27.642	17.242	32.553	34.410	189.9

**18th 3** Pasquale ALFANO Red Bull MotoGP Roo ITA  
Runs=2 Total laps=14 Full laps=10

1	2'11.740	32.926	17.773	34.218	35.068	194.3
2	1'52.430	27.971	17.137	32.621	34.701	193.7
3	1'52.037	27.501	17.213	32.620	34.703	192.3
4	1'51.359	27.266	17.116	32.694	34.283	190.5
5	1'51.605	27.270	17.187	32.639	34.509	192.1
6	1'52.742	27.492	17.058	32.524	35.668	194.1
7	1'54.261	27.892	17.198	33.092	36.079	196.9
8	1'56.593	27.720	17.090	33.628	38.155	195.9
9	1'52.238	27.591	17.291	32.598	34.758	191.0
10	1'51.874	27.483	17.238	32.657	34.496	190.8
11	1'48.342 P	28.070	17.285	34.087	28.900	190.1
12	2'05.795	35.212	17.742	37.384	35.457	187.2

**Fastest Lap:** Can ÖNCÜ Red Bull MotoGP Roo TUR 1'49.414 26.810 16.858 31.872 33.874

DORNA DATA PROCESSING TIMING SERVICE DORNA DATA PROCESSING TIMING SERVICE DORNA DATA PROCESSING TIMING SERVICE DORNA DATA PROCESSING TIMING SERVICE DORNA DATA PROCESSING TIMING SERVICE DORNA DATA PROCESSING TIMING SERVICE DORNA DATA PROCCESSSS





## Free Practice Nr. 2

## RookiesCup

Lap	Lap Time	T1	T2	T3	T4	Speed	Lap	Lap Time	T1	T2	T3	T4	Speed	
13	<b>1'57.838</b>	28.490	20.522	33.716	35.110	174.0	<b>22nd 29</b>	<b>Billy VAN EERDE</b>	Red Bull MotoGP Roo AUS				Full laps=10	
	PIT	27.678	17.752	33.493	30.789	184.6			Runs=2	Total laps=15				
<b>19th 83</b>	<b>Meikon KAWAKAMI</b>	Red Bull MotoGP Roo BRA						1	2'08.520	32.423	17.995	33.915	35.685	188.7
		Runs=2 Total laps=15 Full laps=12						2	<b>1'52.818</b>	27.869	17.265	32.800	34.884	196.3
1	2'16.533	32.622	17.841	33.334	35.229	189.0	3	<b>1'53.113</b>	27.639	17.169	33.304	35.001	198.0	
2	<b>1'53.644</b>	27.965	17.262	32.807	35.610	194.4	4	<b>1'51.952</b>	27.536	17.132	32.443	34.841	197.1	
3	<b>1'51.559</b>	27.407	17.125	32.296	34.731	191.7	5	<b>1'52.340</b>	27.247	17.003	33.069	35.021	199.8	
4	<b>1'52.024</b>	27.518	17.277	32.503	34.726	188.7	6	1'52.105 *	27.26*	17.047	32.857	34.938	194.2	
5	<b>1'51.573</b>	27.241	17.195	32.500	34.637	191.5	7	<b>1'53.115</b>	27.382	17.083	32.938	35.712	193.4	
6	<b>1'51.692</b>	27.306	17.147	32.466	34.773	191.6	8	<b>1'55.380</b>	28.376	18.373	33.268	35.363	191.4	
7	<b>1'52.117</b>	27.414	17.382	32.401	34.920	190.1	9	1'57.706 *	31.889	17.286	33.093	35.438*	189.5	
8	<b>1'52.779</b>	27.406	17.059	32.455	35.859	192.6	10	<b>1'52.324</b>	27.340	17.172	32.635	35.177	191.1	
9	<b>1'52.638</b>	27.529	17.521	32.810	34.778	190.3	11	1'54.444 P	29.098	18.093	35.194	32.059	187.7	
10	<b>1'51.867</b>	27.355	17.226	32.667	34.619	190.3	12	2'01.299	35.093	17.500	33.322	35.384	190.2	
11	1'46.279 P	28.018	17.379	32.703	28.179	187.2	13	<b>1'52.507</b>	27.460	17.184	32.881	34.982	192.1	
12	1'57.062	32.101	17.308	32.938	34.715	189.2	14	<b>1'52.237</b>	27.297	17.133	32.625	35.182	191.6	
13	<b>1'52.856</b>	27.364	17.169	32.915	35.408	193.6	15	<b>1'53.284</b>	27.814	17.179	33.051	35.240	196.9	
14	<b>1'52.270</b>	27.479	17.292	32.504	34.995	189.1	<b>23rd 5</b>	<b>Simon JESPERSEN</b>	Red Bull MotoGP Roo DEN				Full laps=3	
15	<b>1'51.970</b>	27.339	17.346	32.609	34.676	189.9			Runs=1 Total laps=8					
<b>20th 31</b>	<b>Gerry SALIM</b>	Red Bull MotoGP Roo INA						1	2'08.426	32.041	17.551	33.464	35.512	190.8
		Runs=2 Total laps=15 Full laps=12						2	<b>1'52.748</b>	27.645	17.258	32.747	35.098	194.5
1	2'11.239	34.317	17.727	33.828	35.248	195.3	3	1'52.868 *	27.971	17.040	33.031	34.826*	200.7	
2	<b>1'51.723</b>	27.604	17.155	32.564	34.400	194.7	4	<b>1'52.069</b>	27.427	17.193	32.792	34.657	194.5	
3	<b>1'52.260</b>	27.802	17.160	32.513	34.785	196.5	5	<b>1'52.814</b>	27.424	17.100	33.413	34.877	194.8	
4	<b>1'51.560</b>	27.408	17.013	32.504	34.635	195.2	6	1'52.082 *	27.41*	16.908	32.792	34.965*	198.0	
5	<b>1'52.045</b>	27.196	16.838	33.083	34.928	201.7	7	1'53.374 *	27.54*	17.212	32.667	35.947	192.4	
6	<b>1'51.908</b>	27.270	16.977	32.667	34.994	197.9		PIT	28.148	17.987	33.056	1'25.971	190.2	
7	<b>1'55.315</b>	28.852	17.200	33.092	36.171	196.3	<b>24th 62</b>	<b>Aidan LIEBENBER</b>	Red Bull MotoGP Roo RSA				Full laps=12	
8	<b>1'55.623</b>	28.974	17.725	32.985	35.939	192.3			Runs=2 Total laps=15					
9	<b>1'53.208</b>	27.659	17.720	32.978	34.851	192.9	1	2'11.335	33.557	18.247	33.872	35.448	187.6	
10	<b>1'51.718</b>	27.359	17.119	32.675	34.565	193.1	2	<b>1'54.159</b>	28.245	17.727	32.984	35.203	192.1	
11	<b>1'54.383</b>	28.938	17.519	32.837	35.089	196.0	3	<b>1'53.695</b>	27.845	17.629	33.012	35.209	190.5	
12	1'52.491 P	30.175	17.565	32.990	31.761	189.4	4	<b>1'53.292</b>	28.134	17.328	32.836	34.994	188.7	
13	2'18.059	41.593	20.023	39.118	37.325	173.9	5	<b>1'53.125</b>	27.638	17.487	32.842	35.158	188.0	
14	<b>1'53.171</b>	27.750	17.516	32.924	34.981	190.6	6	<b>1'52.947</b>	27.573	17.255	32.966	35.153	189.8	
15	<b>1'56.421</b>	29.022	18.499	33.603	35.297	183.4	7	1'50.422 P	27.628	17.866	34.120	30.808	185.6	
<b>21st 43</b>	<b>Steward GARCIA</b>	Red Bull MotoGP Roo COL						8	2'03.118	36.174	17.902	33.608	35.434	184.8
		Runs=3 Total laps=15 Full laps=9						9	<b>1'54.020</b>	27.906	17.635	33.435	35.044	185.9
1	2'04.854	31.525	17.713	32.908	34.304	191.5	10	<b>1'56.013</b>	28.850	17.724	33.337	36.102	185.4	
2	1'51.717 *	27.44*	17.155	32.346	34.773	193.8	11	<b>1'53.664</b>	27.734	17.709	32.952	35.269	185.9	
3	<b>1'51.972</b>	27.721	17.244	32.499	34.508	192.6	12	<b>1'53.480</b>	27.870	17.491	32.954	35.165	186.7	
4	<b>1'52.422</b>	27.961	17.333	32.481	34.647	189.4	13	<b>1'54.098</b>	27.772	17.655	33.169	35.502	186.1	
5	<b>1'52.023</b>	27.553	17.286	32.710	34.474	191.2	14	<b>1'54.102</b>	27.702	17.573	33.615	35.212	185.7	
6	<b>1'51.603</b>	27.431	17.108	32.464	34.600	193.5	15	<b>1'55.046</b>	28.570	17.795	33.202	35.479	186.1	
7	<b>1'59.732</b>	29.382	19.933	34.141	36.276	150.0								
8	1'51.712 P	28.365	18.169	33.197	31.981	191.8								
9	1'58.360	33.730	17.484	32.569	34.577	190.6								
10	<b>1'51.903</b>	27.537	17.402	32.375	34.589	192.4								
11	<b>1'51.603</b>	27.363	17.010	32.509	34.721	196.5								
12	<b>1'53.804</b>	28.144	17.750	33.267	34.643	186.1								
13	<b>1'52.147</b>	27.251	17.336	32.581	34.979	191.3								
14	1'47.893 P	27.987	17.224	32.854	29.828	191.6								
15	2'01.438	35.513	17.787	33.187	34.951	187.0								

Fastest Lap: Can ÖNCÜ

Red Bull MotoGP Roo TUR

1'49.414

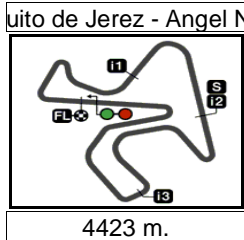
26.810

16.858

31.872

33.874

DORNA DATA PROCESSING TIMING SERVICE DORNA DATA PROCESSING TIMING SERVICE DORNA DATA PROCESSING TIMING SERVICE DORNA DATA PROCESSING TIMING SERVICE DORNA DATA PROCESSING TIMING SERVICE DORNA DATA PROCESSING TIMING SERVICE DORNA DATA PROCCESSS



Results and timing service provided by **TISSOT**

# RookiesCup

## GRAN PREMIO RED BULL DE ESPAÑA

### Free Practice Nr. 2

### Combined Free Practice Times

Rider	Nation	Team	MOTORCYCLE	FP1	FP2	Gap
1 61 C.ÖNCÜ	TUR	Red Bull MotoGP Rookies Cup	KTM	1'50.452 8	1'49.414 2	
2 53 D.ÖNCÜ	TUR	Red Bull MotoGP Rookies Cup	KTM	1'51.357 16	1'50.259 11	0.845 0.845
3 12 F.SALAC	CZE	Red Bull MotoGP Rookies Cup	KTM	1'50.642 15	1'50.480 3	1.066 0.221
4 22 P.PAAVILAINEN	FIN	Red Bull MotoGP Rookies Cup	KTM	1'51.801 10	1'50.495 10	1.081 0.015
5 7 B.BALTUS	BEL	Red Bull MotoGP Rookies Cup	KTM	1'51.440 11	1'50.568 3	1.154 0.073
6 99 C.TATAY	SPA	Red Bull MotoGP Rookies Cup	KTM	1'50.850 9	1'50.593 11	1.179 0.025
7 24 X.ARTIGAS	SPA	Red Bull MotoGP Rookies Cup	KTM	1'50.978 8	1'50.605 11	1.191 0.012
8 6 R.YAMANAKA	JPN	Red Bull MotoGP Rookies Cup	KTM	1'51.662 5	1'50.767 3	1.353 0.162
9 28 A.CARRASCO	SPA	Red Bull MotoGP Rookies Cup	KTM	1'50.914 10	1'51.332 12	1.500 0.147
10 30 M.COOK	GBR	Red Bull MotoGP Rookies Cup	KTM	1'50.923 8	1'50.945 12	1.509 0.009
11 40 S.KELLY	USA	Red Bull MotoGP Rookies Cup	KTM	1'51.020 15	1'51.216 14	1.606 0.097
12 11 D.JONES	GBR	Red Bull MotoGP Rookies Cup	KTM	1'51.376 10	1'51.046 4	1.632 0.026
13 19 S.DE VITS	BEL	Red Bull MotoGP Rookies Cup	KTM	1'51.076 8	1'51.190 4	1.662 0.030
14 92 Y.KUNII	JPN	Red Bull MotoGP Rookies Cup	KTM	1'51.396 4	1'51.233 4	1.819 0.157
15 83 M.KAWAKAMI	BRA	Red Bull MotoGP Rookies Cup	KTM	1'51.267 8	1'51.559 3	1.853 0.034
16 88 M.PATACCA	ITA	Red Bull MotoGP Rookies Cup	KTM	1'52.064 8	1'51.303 14	1.889 0.036
17 66 A.HUERTAS	SPA	Red Bull MotoGP Rookies Cup	KTM	1'51.814 14	1'51.355 6	1.941 0.052
18 44 N.HERNANDEZ	COL	Red Bull MotoGP Rookies Cup	KTM	1'52.497 4	1'51.356 3	1.942 0.001
19 3 P.ALFANO	ITA	Red Bull MotoGP Rookies Cup	KTM	1'52.015 13	1'51.359 4	1.945 0.003
20 31 G.SALIM	INA	Red Bull MotoGP Rookies Cup	KTM	1'51.458 8	1'51.560 4	2.044 0.099
21 43 S.GARCIA	COL	Red Bull MotoGP Rookies Cup	KTM	1'51.887 5	1'51.603 6	2.189 0.145
22 29 B.VAN EERDE	AUS	Red Bull MotoGP Rookies Cup	KTM	1'52.529 13	1'51.952 4	2.538 0.349
23 5 S.JESPERSEN	DEN	Red Bull MotoGP Rookies Cup	KTM	1'52.286 4	1'52.069 4	2.655 0.117
24 62 A.LIEBENBERG	RSA	Red Bull MotoGP Rookies Cup	KTM	1'53.668 13	1'52.947 6	3.533 0.878

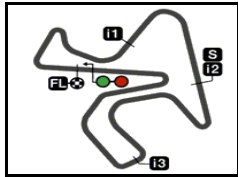
<b>Pole Position Record:</b>	2015	Bo BENDSNEYDER	1'49.796	145.0 Km/h
<b>Circuit Record Lap:</b>	2015	Enzo BOULOM	1'49.439	145.4 Km/h
<b>Circuit Best Lap:</b>	2018	Can ÖNCÜ	1'49.414	145.5 Km/h

The results are provisional until the end of the limit for protest and appeals.

Time limit for protest expires 60' after publication of the results - Mr. .... Time: .....

DORNA DATA PROCESSING TIMING SERVICE DORNA DATA PROCESSING TIMING SERVICE DORNA DATA PROCESSING TIMING SERVICE DORNA DATA PROCESSING TIMING SERVICE DORNA DATA PROCESSING TIMING SERVICE DORNA DATA PROCESSING TIMING SERVICE DORNA DATA PROCESSING





4423 m.

## GRAN PREMIO RED BULL DE ESPAÑA

### Free Practice Nr. 2

### Best Partial Times

*IT* Ideal Lap Time, sum of the best partial times


*BT* Best Lap Time

<i>Pos</i>	<i>T1</i>		<i>T2</i>		<i>T3</i>		<i>T4</i>		<i>Pos</i>	<i>Rider</i>	<i>IT</i>	<i>BT</i>
	<i>Rider</i>	<i>Time</i>	<i>Rider</i>	<i>Time</i>	<i>Rider</i>	<i>Time</i>	<i>Rider</i>	<i>Time</i>				
1	C.ÖNCÜ	26.810	B.BALTUS	16.771	C.ÖNCÜ	31.872	C.ÖNCÜ	33.874	1	<b>C.ÖNCÜ</b>	1'49.414	1'49.414 (1)
2	<b>F.SALAC</b>	<b>26.888</b>	<b>G.SALIM</b>	<b>16.838</b>	<b>B.BALTUS</b>	<b>31.957</b>	<b>P.PAAVILAINEN</b>	<b>34.135</b>	2	<b>F.SALAC</b>	1'50.023	1'50.480 (3)
3	R.YAMANAKA	26.890	C.ÖNCÜ	16.858	F.SALAC	31.978	F.SALAC	34.141	3	<b>C.TATAY</b>	1'50.178	1'50.593 (6)
4	<b>C.TATAY</b>	<b>26.935</b>	<b>D.ÖNCÜ</b>	<b>16.878</b>	<b>C.TATAY</b>	<b>32.074</b>	<b>C.TATAY</b>	<b>34.153</b>	4	<b>B.BALTUS</b>	1'50.235	1'50.568 (5)
5	P.PAAVILAINEN	26.983	S.JESPERSEN	16.908	X.ARTIGAS	32.093	D.ÖNCÜ	34.187	5	<b>D.ÖNCÜ</b>	1'50.238	1'50.259 (2)
6	<b>D.ÖNCÜ</b>	<b>27.050</b>	<b>X.ARTIGAS</b>	<b>16.936</b>	<b>D.ÖNCÜ</b>	<b>32.123</b>	<b>X.ARTIGAS</b>	<b>34.214</b>	6	<b>P.PAAVILAINEN</b>	1'50.337	1'50.495 (4)
7	B.BALTUS	27.144	Y.KUNII	16.938	R.YAMANAKA	32.128	A.CARRASCO	34.240	7	<b>X.ARTIGAS</b>	1'50.415	1'50.605 (7)
8	<b>X.ARTIGAS</b>	<b>27.172</b>	<b>P.PAAVILAINEN</b>	<b>16.987</b>	<b>P.PAAVILAINEN</b>	<b>32.232</b>	<b>M.PATACCA</b>	<b>34.259</b>	8	<b>R.YAMANAKA</b>	1'50.443	1'50.767 (8)
9	A.CARRASCO	27.181	D.JONES	16.993	M.COOK	32.256	P.ALFANO	34.283	9	<b>M.COOK</b>	1'50.814	1'50.945 (9)
10	<b>D.JONES</b>	<b>27.195</b>	<b>M.PATACCA</b>	<b>16.996</b>	<b>S.KELLY</b>	<b>32.265</b>	<b>R.YAMANAKA</b>	<b>34.301</b>	10	<b>A.CARRASCO</b>	1'50.835	1'51.332 (15)
11	G.SALIM	27.196	B.VAN EERDE	17.003	N.HERNANDEZ	32.271	S.GARCIA	34.304	11	<b>M.PATACCA</b>	1'50.841	1'51.303 (14)
12	<b>M.COOK</b>	<b>27.240</b>	<b>A.CARRASCO</b>	<b>17.006</b>	<b>M.KAWAKAMI</b>	<b>32.296</b>	<b>M.COOK</b>	<b>34.310</b>	12	<b>S.KELLY</b>	1'50.866	1'51.216 (12)
13	M.KAWAKAMI	27.241	M.COOK	17.008	M.PATACCA	32.322	S.KELLY	34.321	13	<b>S.GARCIA</b>	1'50.911	1'51.603 (21)
14	<b>Y.KUNII</b>	<b>27.243</b>	<b>S.GARCIA</b>	<b>17.010</b>	<b>S.GARCIA</b>	<b>32.346</b>	<b>S.DE VITS</b>	<b>34.337</b>	14	<b>G.SALIM</b>	1'50.938	1'51.560 (20)
15	S.KELLY	27.245	F.SALAC	17.016	S.DE VITS	32.355	B.BALTUS	34.363	15	<b>D.JONES</b>	1'50.965	1'51.046 (10)
16	<b>B.VAN EERDE</b>	<b>27.247</b>	<b>C.TATAY</b>	<b>17.016</b>	<b>D.JONES</b>	<b>32.396</b>	<b>D.JONES</b>	<b>34.381</b>	16	<b>Y.KUNII</b>	1'51.003	1'51.233 (13)
17	S.GARCIA	27.251	A.HUERTAS	17.030	A.CARRASCO	32.408	Y.KUNII	34.394	17	<b>S.DE VITS</b>	1'51.093	1'51.190 (11)
18	<b>M.PATACCA</b>	<b>27.264</b>	<b>S.KELLY</b>	<b>17.035</b>	<b>Y.KUNII</b>	<b>32.428</b>	<b>G.SALIM</b>	<b>34.400</b>	18	<b>P.ALFANO</b>	1'51.131	1'51.359 (18)
19	P.ALFANO	27.266	P.ALFANO	17.058	B.VAN EERDE	32.443	N.HERNANDEZ	34.445	19	<b>M.KAWAKAMI</b>	1'51.215	1'51.559 (19)
20	<b>A.HUERTAS</b>	<b>27.320</b>	<b>M.KAWAKAMI</b>	<b>17.059</b>	<b>A.HUERTAS</b>	<b>32.490</b>	<b>A.HUERTAS</b>	<b>34.505</b>	20	<b>A.HUERTAS</b>	1'51.345	1'51.355 (16)
21	S.DE VITS	27.336	S.DE VITS	17.065	G.SALIM	32.504	M.KAWAKAMI	34.619	21	<b>N.HERNANDEZ</b>	1'51.356	1'51.356 (17)
22	<b>S.JESPERSEN</b>	<b>27.424</b>	<b>N.HERNANDEZ</b>	<b>17.094</b>	<b>P.ALFANO</b>	<b>32.524</b>	<b>S.JESPERSEN</b>	<b>34.657</b>	22	<b>B.VAN EERDE</b>	1'51.534	1'51.952 (22)
23	N.HERNANDEZ	27.546	R.YAMANAKA	17.124	S.JESPERSEN	32.667	B.VAN EERDE	34.841	23	<b>S.JESPERSEN</b>	1'51.656	1'52.069 (23)
24	<b>A.LIEBENBERG</b>	<b>27.573</b>	<b>A.LIEBENBERG</b>	<b>17.255</b>	<b>A.LIEBENBERG</b>	<b>32.836</b>	<b>A.LIEBENBERG</b>	<b>34.994</b>	24	<b>A.LIEBENBERG</b>	1'52.658	1'52.947 (24)

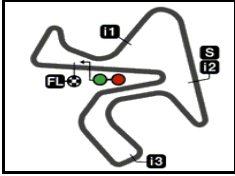




Jerez de la Frontera - Ángel Nieto

Results and timing service provided by  **TISSOT**

# RookiesCup




4423 m.

## GRAN PREMIO RED BULL DE ESPAÑA

### Free Practice Nr. 2

### Fastest Laps Sequence

<i>Practice Time</i>	 <i>Rider</i>	<i>Nation</i>	<i>Motorcycle</i>	<i>Time</i>	<i>Km/h</i>	<i>Rider's Lap</i>
3'51.982	61 Can ÖNCÜ	TUR	KTM	1'49.414	145.5	2

DORNA DATA PROCESSING TIMING SERVICE DORNA DATA PROCESSING TIMING SERVICE DORNA DATA PROCESSING TIMING SERVICE DORNA DATA PROCESSING TIMING SERVICE DORNA DATA PROCESSING TIMING SERVICE DORNA DATA PROCESSING TIMING SERVICE DORNA DATA PROCESSING TIMING SERVICE DORNA DATA PROCESSING TIMING SERVICE DORNA DATA PROCESSING TIMING SERVICE DORNA DATA PROCESSING TIMING SERVICE DORNA DATA PROCCEESSS