uito de Jerez - Angel N

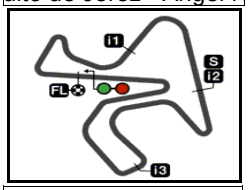

4423 m.

Results and timing service provided by TISSOT

RookiesCup

GRAN PREMIO RED BULL DE ESPAÑA

Qualifying Practice

Classification

6

		Rider	Nation	Team	Motorcycle	Time	Lap	Total	Gap		Top Speed
1	99	**Carlos TATAY**	SPA	Red Bull MotoGP Rookies Cup	KTM	**1'49.009**	5	14			**200.1**
2	61	**Can ÖNCÜ**	TUR	Red Bull MotoGP Rookies Cup	KTM	**1'49.141**	5	14	0.132	0.132	**198.3**
3	6	**Ryusei YAMANAKA**	JPN	Red Bull MotoGP Rookies Cup	KTM	**1'49.493**	7	14	0.484	0.352	**200.1**
4	53	**Deniz ÖNCÜ**	TUR	Red Bull MotoGP Rookies Cup	KTM	**1'49.555**	9	14	0.546	0.062	**202.4**
5	22	**Peetu PAAVILAINEN**	FIN	Red Bull MotoGP Rookies Cup	KTM	**1'49.737**	3	14	0.728	0.182	**201.1**
6	12	**Filip SALAC**	CZE	Red Bull MotoGP Rookies Cup	KTM	**1'49.914**	3	10	0.905	0.177	**199.0**
7	88	**Matteo PATACCA**	ITA	Red Bull MotoGP Rookies Cup	KTM	**1'50.168**	3	3	1.159	0.254	**197.9**
8	11	**Dan JONES**	GBR	Red Bull MotoGP Rookies Cup	KTM	**1'50.175**	5	13	1.166	0.007	**203.7**
9	92	**Yuki KUNII**	JPN	Red Bull MotoGP Rookies Cup	KTM	**1'50.380**	8	14	1.371	0.205	**202.1**
10	83	**Meikon KAWAKAMI**	BRA	Red Bull MotoGP Rookies Cup	KTM	**1'50.474**	9	14	1.465	0.094	**201.9**
11	24	**Xavier ARTIGAS**	SPA	Red Bull MotoGP Rookies Cup	KTM	**1'50.516**	5	13	1.507	0.042	**203.7**
12	40	**Sean KELLY**	USA	Red Bull MotoGP Rookies Cup	KTM	**1'50.535**	2	5	1.526	0.019	**200.8**
13	28	**Adrian CARRASCO**	SPA	Red Bull MotoGP Rookies Cup	KTM	**1'50.536**	3	14	1.527	0.001	**201.7**
14	3	**Pasquale ALFANO**	ITA	Red Bull MotoGP Rookies Cup	KTM	**1'50.564**	8	14	1.555	0.028	**203.2**
15	29	**Billy VAN EERDE**	AUS	Red Bull MotoGP Rookies Cup	KTM	**1'50.570**	8	8	1.561	0.006	**204.0**
16	19	**Sasha DE VITS**	BEL	Red Bull MotoGP Rookies Cup	KTM	**1'50.582**	8	14	1.573	0.012	**204.1**
17	30	**Max COOK**	GBR	Red Bull MotoGP Rookies Cup	KTM	**1'50.587**	10	14	1.578	0.005	**203.4**
18	7	**Barry BALTUS**	BEL	Red Bull MotoGP Rookies Cup	KTM	**1'50.613**	5	13	1.604	0.026	**199.9**
19	43	**Steward GARCIA**	COL	Red Bull MotoGP Rookies Cup	KTM	**1'50.744**	3	14	1.735	0.131	**202.3**
20	31	**Gerry SALIM**	INA	Red Bull MotoGP Rookies Cup	KTM	**1'50.789**	3	14	1.780	0.045	**203.0**
21	5	**Simon JESPERSEN**	DEN	Red Bull MotoGP Rookies Cup	KTM	**1'50.822**	4	9	1.813	0.033	**198.8**
22	66	**Adrian HUERTAS**	SPA	Red Bull MotoGP Rookies Cup	KTM	**1'51.011**	10	14	2.002	0.189	**205.3**
23	62	**Aidan LIEBENBERG**	RSA	Red Bull MotoGP Rookies Cup	KTM	**1'51.278**	8	14	2.269	0.267	**197.0**
24	44	**Nicolas HERNANDEZ**	COL	Red Bull MotoGP Rookies Cup	KTM	**1'52.484**	10	10	3.475	1.206	**193.8**

Practice condition: **Dry**
Air: 19°
Humidity: 72%
Ground: 29°

Fastest Lap:	Lap: 5	**Carlos TATAY**	**1'49.009**	146 Km/h
Circuit Record Lap:	2015	**Enzo BOULOM**	**1'49.439**	145.4 Km/h
Circuit Best Lap:	2018	**Carlos TATAY**	**1'49.009**	146.0 Km/h

The results are provisional until the end of the limit for protest and appeals.

Time limit for protest expires 30' after publication of the results - ..... Time: .....

DORNA DATA PROCESSING .TIMING SERVICE DORNA DATA PROCESSING TIMING SERVICE DORNA DATA PROCESSING TIMING SERVICE DORNA DATA PROCESSING TIMING SERVICE DORNA DATA PROCESSING TIMING SERVICE DORNA DATA PROCESSING TIMING SERVICE DORNA DATA PROCESSING TIMING SERVICE DORNA DATA PROCCEESSS

Jerez de la Frontera, Friday, May 04, 2018

uito de Jerez - Angel N

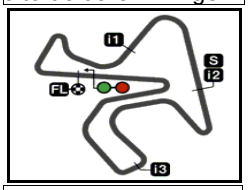

4423 m.

Results and timing service provided by TISSOT

RookiesCup

GRAN PREMIO RED BULL DE ESPAÑA

Qualifying Practice

Top Speed & Average

7

	Rider	Nation	Motorcycle	Top 5 speeds					Average	Top
66	**Adrian HUERTAS**	**SPA**	KTM	205.3	204.3	202.8	201.1	200.2	202.7	**205.3**
19	**Sasha DE VITS**	**BEL**	KTM	204.1	202.8	202.0	200.8	200.4	202.0	**204.1**
29	**Billy VAN EERDE**	**AUS**	KTM	204.0	201.9	201.6	200.8	200.4	201.7	**204.0**
11	**Dan JONES**	**GBR**	KTM	203.7	203.4	203.0	202.0	201.3	202.7	**203.7**
24	**Xavier ARTIGAS**	**SPA**	KTM	203.7	203.1	200.0	199.2	198.9	201.0	**203.7**
30	**Max COOK**	**GBR**	KTM	203.4	201.1	201.0	201.0	200.4	201.4	**203.4**
3	**Pasquale ALFANO**	**ITA**	KTM	203.2	200.5	199.0	197.7	197.7	199.6	**203.2**
31	**Gerry SALIM**	**INA**	KTM	203.0	202.2	201.4	200.5	200.5	201.5	**203.0**
53	**Deniz ÖNCÜ**	**TUR**	KTM	202.4	202.0	201.3	201.2	200.0	201.4	**202.4**
43	**Steward GARCIA**	**COL**	KTM	202.3	201.7	199.7	198.9	198.2	200.2	**202.3**
92	**Yuki KUNII**	**JPN**	KTM	202.1	201.2	201.2	201.0	199.9	201.1	**202.1**
83	**Meikon KAWAKAMI**	**BRA**	KTM	201.9	201.8	200.7	199.7	199.3	200.7	**201.9**
28	**Adrian CARRASCO**	**SPA**	KTM	201.7	200.8	198.0	197.7	197.7	199.2	**201.7**
22	**Peetu PAAVILAINEN**	**FIN**	KTM	201.1	200.0	199.3	197.6	197.4	199.1	**201.1**
40	**Sean KELLY**	**USA**	KTM	200.8	198.0	197.5	195.4	194.6	197.3	**200.8**
6	**Ryusei YAMANAKA**	**JPN**	KTM	200.1	199.4	197.9	197.1	196.6	198.2	**200.1**
99	**Carlos TATAY**	**SPA**	KTM	200.1	199.3	198.9	198.7	198.4	199.1	**200.1**
7	**Barry BALTUS**	**BEL**	KTM	199.9	199.1	194.3	193.5	193.5	196.1	**199.9**
12	**Filip SALAC**	**CZE**	KTM	199.0	197.1	195.6	194.9	193.1	195.9	**199.0**
5	**Simon JESPERSEN**	**DEN**	KTM	198.8	195.5	195.4	194.2	193.4	195.5	**198.8**
61	**Can ÖNCÜ**	**TUR**	KTM	198.3	197.4	197.1	196.7	196.5	197.2	**198.3**
88	**Matteo PATACCA**	**ITA**	KTM	197.9	193.3	192.0	179.5		190.7	**197.9**
62	**Aidan LIEBENBERG**	**RSA**	KTM	197.0	195.7	195.1	195.1	194.9	195.6	**197.0**
44	**Nicolas HERNANDEZ**	**COL**	KTM	193.8	192.4	192.3	192.2	191.8	192.5	**193.8**

DORNA DATA PROCESSING ,TIMING SERVICE DORNA DATA PROCESSING TIMING SERVICE DORNA DATA PROCESSING TIMING SERVICE DORNA DATA PROCESSING TIMING SERVICE DORNA DATA PROCESSING TIMING SERVICE DORNA DATA PROCESSING TIMING SERVICE DORNA DATA PROCESSING TIMING SERVICE DORNA DATA PROCCEESSS

Jerez de la Frontera, Friday, May 04, 2018

uito de Jerez - Angel N

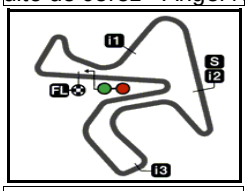

4423 m.

Results and timing service provided by TISSOT

RookiesCup

GRAN PREMIO RED BULL DE ESPAÑA

Qualifying Practice

Chronological Analysis of Performances

8

** Lap / Sector time cancelled* — ***T1*** *Time from finish line to 1st intermediate* — ***T3*** *Time from 2nd intermed. to 3rd intermed.*

P *Crossing the finish line in pit lane* — ***T2*** *Time from 1st intermed. to 2nd intermed.* — ***T4*** *Time from 3rd intermediate to finish line*

1st 99 Carlos TATAY — Red Bull MotoGP Roo SPA

Runs=1 Total laps=14 Full laps=13

Lap	Lap Time	T1	T2	T3	T4	Speed
1	2'06.372	31.874	17.300	32.858	34.826	198.7
2	**1'49.769**	27.002	16.791	31.866	34.110	196.4
3	**1'49.401**	26.838	16.729	31.850	33.984	197.3
4	**1'49.553**	26.914	16.740	31.821	34.078	198.1
5	**1'49.009**	26.872	16.644	31.764	33.729	198.4
6	**1'49.116**	26.795	16.660	31.782	33.879	198.9
7	**1'49.114**	26.767	16.717	31.764	33.866	195.5
8	**1'49.222**	26.710	16.773	31.840	33.899	196.7
9	**1'49.203**	26.711	16.690	31.826	33.976	196.8
10	**1'49.942**	26.809	16.741	32.148	34.244	198.0
11	**1'52.012**	28.218	16.882	32.357	34.555	199.3
12	**1'50.329**	26.949	16.753	32.022	34.605	200.1
13	**1'50.472**	27.018	16.927	32.216	34.311	196.3
14	**1'50.633**	27.148	16.869	32.154	34.462	198.1

2nd 61 Can ÖNCÜ — Red Bull MotoGP Roo TUR

Runs=1 Total laps=14 Full laps=13

Lap	Lap Time	T1	T2	T3	T4	Speed
1	2'02.390	30.818	16.930	32.189	34.310	196.7
2	**1'49.436**	26.884	16.857	31.794	33.901	192.8
3	**1'49.197**	26.587	16.877	31.842	33.891	192.8
4	**1'52.744**	27.003	17.101	33.861	34.779	191.1
5	**1'49.141**	26.612	16.771	31.858	33.900	197.1
6	**1'49.253**	26.798	16.795	31.781	33.879	194.2
7	**1'49.251**	26.680	16.845	31.904	33.822	193.1
8	**1'49.319**	26.724	16.861	31.749	33.985	194.4
9	**1'49.362**	26.670	16.862	31.858	33.972	194.3
10	**1'50.780**	27.660	16.752	32.157	34.211	198.3
11	**1'49.518**	26.838	16.822	31.793	34.065	196.4
12	**1'50.928**	26.990	16.864	32.596	34.478	197.4
13	**1'50.902**	27.186	16.907	32.119	34.690	196.5
14	**1'50.361**	26.939	16.937	32.184	34.301	195.0

3rd 6 Ryusei YAMANAKA — Red Bull MotoGP Roo JPN

Runs=1 Total laps=14 Full laps=9

Lap	Lap Time	T1	T2	T3	T4	Speed
1	2'03.318	33.045	17.158	32.464	34.461	195.9
2	**1'50.169**	27.057	16.807	32.165	34.140	200.1
3	1'49.772 *	26.74*	16.947	32.004	34.077	195.9
4	1'50.006 *	26.728	16.740	31.918	34.620*	197.9
5	**1'50.118**	26.875	17.001	32.227	34.015	193.6
6	1'50.225 *	26.78*	16.949	32.086	34.403	195.1
7	**1'49.493**	26.744	16.780	31.879	34.090	197.1
8	**1'50.186**	26.743	16.916	31.963	34.564	196.6
9	**1'50.291**	26.872	16.857	32.012	34.550	195.7
10	1'52.350 *	27.543	17.549	32.982	34.276*	174.6
11	**1'50.686**	26.837	16.905	32.129	34.815	199.4
12	**1'54.105**	27.377	17.331	34.010	35.387	194.5
13	**2'01.508**	27.445	17.611	36.599	39.853	181.4
14	**1'55.394**	28.321	17.815	33.732	35.526	193.1

4th 53 Deniz ÖNCÜ — Red Bull MotoGP Roo TUR

Runs=1 Total laps=14 Full laps=13

Lap	Lap Time	T1	T2	T3	T4	Speed
1	2'03.017	31.396	17.007	32.700	34.590	195.7
2	**1'49.819**	27.014	16.753	32.006	34.046	196.9
3	**1'49.621**	26.836	16.686	31.943	34.156	198.3
4	**1'51.626**	26.867	16.733	32.038	35.988	199.8
5	**1'50.349**	27.096	16.685	32.009	34.559	199.2
6	**1'49.799**	27.115	16.611	31.904	34.169	202.0
7	**1'51.162**	26.954	16.677	32.600	34.931	196.7
8	**1'50.141**	26.998	16.848	32.012	34.283	198.8
9	**1'49.555**	26.819	16.682	31.882	34.172	199.7
10	**1'49.973**	26.903	16.704	32.166	34.200	200.0
11	**1'52.903**	26.980	16.630	34.933	34.360	201.3
12	**1'54.062**	26.973	16.759	32.632	37.698	202.4
13	**2'02.507**	27.079	16.836	36.768	41.824	187.3
14	**1'54.384**	27.131	16.945	34.868	35.440	201.2

5th 22 Peetu PAAVILAINE — Red Bull MotoGP Roo FIN

Runs=1 Total laps=14 Full laps=12

Lap	Lap Time	T1	T2	T3	T4	Speed
1	2'03.537	32.678	17.225	32.629	34.354	200.0
2	**1'50.196**	27.033	16.902	32.148	34.113	199.3
3	**1'49.737**	26.781	16.812	31.986	34.158	201.1
4	**1'51.983**	27.134	16.998	32.993	34.858	197.6
5	**1'50.810**	27.037	17.055	32.318	34.400	193.8
6	**1'50.650**	27.041	16.945	32.510	34.154	196.7
7	**1'50.935**	26.901	17.078	32.176	34.780	195.2
8	1'50.587 *	26.92*	16.980	32.098	34.582	196.5
9	**1'50.832**	27.183	17.023	32.038	34.588	195.5
10	**1'51.071**	27.323	16.945	32.300	34.503	196.5
11	**1'51.502**	27.178	17.134	32.413	34.777	196.6
12	**1'54.867**	27.631	17.590	33.855	35.791	197.4
13	**1'54.756**	27.807	17.437	33.136	36.376	195.3
14	**1'57.630**	29.067	17.985	34.511	36.067	194.4

6th 12 Filip SALAC — Red Bull MotoGP Roo CZE

Runs=3 Total laps=10 Full laps=5

Lap	Lap Time	T1	T2	T3	T4	Speed
1	2'00.149	30.029	17.454	32.728	34.674	190.5
2	**1'50.991**	27.025	17.194	32.341	34.431	192.2
3	**1'49.914**	27.131	17.051	32.019	33.713	197.1
4	**1'52.128**	26.921	17.148	32.507	35.552	190.4
5	**1'50.778**	26.906	17.096	32.334	34.442	193.1

Fastest Lap: Carlos TATAY — Red Bull MotoGP Roo SPA — **1'49.009** — 26.872 — 16.644 — 31.764 — 33.729

DORNA DATA PROCESSING -TIMING SERVICE DORNA DATA PROCESSING TIMING SERVICE DORNA DATA PROCESSING TIMING SERVICE DORNA DATA PROCESSING TIMING SERVICE DORNA DATA PROCESSING TIMING SERVICE DORNA DATA PROCESSING TIMING SERVICE DORNA DATA PROCESSING TIMING SERVICE DORNA DATA PROCCEESSS

Lap	Lap Time		T1	T2	T3	T4	Speed
6	**1'50.096**		27.069	16.793	31.864	34.370	199.0
7	1'44.425	P	26.819	17.016	32.327	28.263	194.9
8	1'59.531		34.162	17.396	32.596	35.377	192.6
9	6'38.131	P	27.178	17.128	5'15.107	38.718	195.6
10	2'27.487		39.339	22.937	42.730	42.481	173.5

7th 88 Matteo PATACCA — Red Bull MotoGP Roo ITA

Runs=1 Total laps=4 Full laps=2

1	2'05.917	32.428	17.464	33.047	34.913	192.0
2	**1'50.629**	27.273	17.007	32.165	34.184	193.3
3	**1'50.168**	27.085	16.826	32.065	34.192	197.9
	PIT	1'15.917	21.135	40.082	33.077	179.5

8th 11 Dan JONES — Red Bull MotoGP Roo GBR

Runs=2 Total laps=13 Full laps=10

1	2'09.125	31.551	17.543	33.414	35.485	198.2
2	**1'52.085**	27.829	16.856	32.859	34.541	203.7
3	**1'50.768**	27.311	16.891	32.245	34.321	203.0
4	**1'51.085**	27.159	16.658	32.618	34.650	203.4
5	**1'50.175**	27.048	16.760	32.159	34.208	202.0
6	**1'52.988**	27.184	16.783	32.942	36.079	201.3
7	**1'50.932**	27.161	17.043	32.382	34.346	195.6
8	**1'54.030**	27.318	16.819	35.394	34.499	201.0
9	**1'50.873**	27.178	16.744	32.346	34.605	200.2
10	1'45.789 P	27.229	16.953	32.920	28.687	193.3
11	1'58.017 *	32.751	17.100	32.767	35.399*	197.1
12	**1'54.712**	27.574	17.760	33.743	35.635	154.6
13	**1'59.648**	29.985	18.158	34.124	37.381	194.8

9th 92 Yuki KUNII — Red Bull MotoGP Roo JPN

Runs=1 Total laps=14 Full laps=12

1	2'08.769	32.147	17.315	33.763	35.683	192.1
2	**1'51.854**	27.775	16.930	32.609	34.540	198.1
3	**1'50.560**	27.040	16.844	32.198	34.478	201.0
4	**1'51.115**	27.139	16.888	32.221	34.867	198.3
5	**1'50.535**	27.056	16.649	32.586	34.244	199.9
6	**1'53.098**	27.102	16.974	33.593	35.429	197.3
7	**1'53.357**	29.629	16.915	32.431	34.382	201.2
8	**1'50.380**	27.176	16.872	32.134	34.198	197.0
9	**1'50.530**	27.019	16.726	32.216	34.569	199.2
10	1'51.071 *	27.080	16.813	32.854	34.324*	202.1
11	**1'51.836**	27.086	17.061	33.442	34.247	201.2
12	**1'51.762**	27.251	16.898	32.456	35.157	199.6
13	**1'56.175**	30.439	17.423	33.150	35.163	194.8
14	**1'52.500**	27.501	16.997	33.218	34.784	199.0

10th 83 Meikon KAWAKAMI — Red Bull MotoGP Roo BRA

Runs=1 Total laps=14 Full laps=12

1	2'09.040	32.991	17.387	33.964	35.551	198.3
2	**1'52.196**	27.817	16.932	32.803	34.644	197.4
3	**1'50.539**	27.168	16.924	32.161	34.286	199.7
4	1'50.768 *	27.029	16.713	32.464	34.562*	201.8
5	**1'50.638**	27.120	16.709	32.465	34.344	197.9
6	**1'54.481**	27.146	16.770	35.773	34.792	199.1
7	**1'51.575**	27.533	17.192	32.325	34.525	192.1
8	**1'50.961**	27.444	16.861	32.310	34.346	197.1
9	**1'50.474**	27.033	16.957	32.174	34.310	196.4
10	**1'50.772**	27.023	16.712	32.659	34.378	199.3
11	**1'51.027**	27.170	16.878	32.428	34.551	201.9
12	**1'54.284**	27.451	17.212	34.625	34.996	191.1
13	**1'55.661**	28.034	17.375	33.135	37.117	192.3
14	**1'51.177**	27.106	16.976	32.473	34.622	200.7

11th 24 Xavier ARTIGAS — Red Bull MotoGP Roo SPA

Runs=3 Total laps=13 Full laps=8

1	2'08.038	32.656	17.460	33.428	35.422	199.2
2	**1'52.173**	27.813	17.066	33.028	34.266	193.9
3	**1'51.165**	27.339	16.884	32.600	34.342	198.6
4	**1'50.590**	27.127	16.780	32.006	34.677	203.7
5	**1'50.516**	27.131	16.761	32.561	34.063	198.9
6	**1'52.600**	27.365	17.001	33.480	34.754	198.0
7	**1'51.945**	27.574	17.323	32.684	34.364	196.3
8	**1'51.302**	27.292	16.882	32.481	34.647	200.0
9	**1'51.408**	27.237	17.068	32.612	34.491	203.1
10	1'46.874 P	27.275	16.928	33.468	29.203	198.8
11	2'03.805	36.078	17.787	34.210	35.730	195.6
12	1'51.488 P	29.325	17.805	34.094	30.264	195.9
13	2'01.784	31.826	18.312	35.064	36.582	193.5

12th 40 Sean KELLY — Red Bull MotoGP Roo USA

Runs=1 Total laps=6 Full laps=3

1	2'03.141	31.179	17.450	33.192	35.300	192.6
2	**1'50.535**	27.179	16.834	32.332	34.190	197.5
3	1'49.939 *	26.99*	16.718	32.079	34.151	200.8
4	**1'52.042**	27.050	17.037	32.585	35.370	198.0
5	**1'51.223**	26.980	16.891	32.186	35.166	195.4
	unfinished	27.021	17.018			194.6

13th 28 Adrian CARRASCO — Red Bull MotoGP Roo SPA

Runs=2 Total laps=14 Full laps=11

1	2'07.957	32.511	17.381	33.419	35.248	197.7
2	**1'51.962**	27.986	16.987	32.661	34.328	194.6
3	**1'50.536**	27.127	16.772	32.362	34.275	201.7
4	**1'50.778**	27.224	16.828	32.220	34.506	196.6
5	**1'50.882**	27.205	16.986	32.473	34.218	194.2
6	**1'51.476**	27.188	16.859	32.966	34.463	194.3
7	**1'52.068**	27.531	17.253	32.491	34.793	194.5
8	**1'51.394**	27.312	16.893	32.553	34.636	194.7
9	**1'51.383**	27.279	16.844	32.311	34.949	193.1
10	**1'50.802**	27.427	16.761	32.215	34.399	200.8
11	**2'00.406**	28.761	16.947	39.749	34.949	196.1
12	1'46.931 P	27.555	16.939	33.338	29.099	198.0
13	1'58.209	31.049	17.137	34.987	35.036	196.7
14	**1'51.361**	27.520	16.776	32.308	34.757	197.7

14th 3 Pasquale ALFANO — Red Bull MotoGP Roo ITA

Runs=1 Total laps=14 Full laps=12

1	2'09.615	32.074	17.585	33.800	35.638	199.0
2	**1'52.091**	27.593	16.969	32.900	34.629	200.5
3	1'51.205 *	27.352	17.114	32.413	34.326*	196.5
4	**1'50.688**	27.189	16.968	32.128	34.403	196.7
5	**1'51.308**	27.527	16.964	32.519	34.298	197.0

Fastest Lap:	Carlos TATAY	Red Bull MotoGP Roo	SPA	**1'49.009**	26.872	16.644	31.764	33.729

DORNA DATA PROCESSING TIMING SERVICE DORNA DATA PROCESSING TIMING SERVICE DORNA DATA PROCESSING TIMING SERVICE DORNA DATA PROCESSING TIMING SERVICE DORNA DATA PROCESSING TIMING SERVICE DORNA DATA PROCESSING TIMING SERVICE DORNA DATA PROCESSING TIMING SERVICE DORNA DATA PROCCEESSS

Lap	Lap Time	T1	T2	T3	T4	Speed
6	1'52.452	27.437	16.855	32.725	35.435	203.2
7	1'52.721	28.637	17.011	32.519	34.554	196.6
8	1'50.564	27.179	16.890	32.106	34.389	197.7
9	1'52.785	27.252	16.866	33.402	35.265	197.7
10	1'51.486	27.420	17.074	32.468	34.524	195.7
11	1'55.412	27.486	17.203	35.338	35.385	197.2
12	1'55.502	27.704	17.123	32.923	37.752	197.5
13	1'57.577	29.575	17.572	34.272	36.158	191.8
14	1'56.226	27.786	17.761	34.473	36.206	188.2

15th 29 Billy VAN EERDE — Red Bull MotoGP Roo AUS

Runs=1 Total laps=9 Full laps=5

Lap	Lap Time	T1	T2	T3	T4	Speed
1	2'06.579	32.308	17.466	33.925	35.395	196.5
2	1'52.791	27.695	17.220	32.850	35.026	194.9
3	1'51.650	27.530	16.852	32.834	34.434	200.4
4	1'52.001	27.319	17.102	32.864	34.716	201.9
5	1'51.285	27.223	16.711	32.704	34.647	204.0
6	1'52.401 *	27.64*	17.169	32.574	35.012	200.8
7	1'51.314 *	27.37*	17.106	32.310	34.519	197.3
8	1'50.570	27.160	16.671	32.281	34.458	201.6
	unfinished	27.106	16.827			198.6

16th 19 Sasha DE VITS — Red Bull MotoGP Roo BEL

Runs=1 Total laps=14 Full laps=13

Lap	Lap Time	T1	T2	T3	T4	Speed
1	2'09.249	32.058	17.265	33.816	35.172	200.4
2	1'52.101	27.814	16.818	32.926	34.543	204.1
3	1'50.717	27.307	16.809	32.336	34.265	202.0
4	1'51.197	27.115	16.764	32.736	34.582	202.8
5	1'51.044	27.251	16.779	32.453	34.561	197.5
6	1'50.985	27.327	16.877	32.156	34.625	196.5
7	1'51.363	27.317	17.079	32.581	34.386	194.4
8	1'50.582	27.200	16.863	32.186	34.333	197.5
9	1'51.108	27.350	17.078	32.133	34.547	196.5
10	1'51.087	27.286	16.965	32.533	34.303	198.8
11	1'53.672	28.501	17.221	33.364	34.586	198.5
12	1'52.364	27.560	16.916	32.762	35.126	200.8
13	1'56.409	29.502	17.416	33.325	36.166	198.5
14	1'52.464	27.570	16.993	32.999	34.902	198.8

17th 30 Max COOK — Red Bull MotoGP Roo GBR

Runs=2 Total laps=14 Full laps=10

Lap	Lap Time	T1	T2	T3	T4	Speed
1	2'08.628	32.567	17.514	33.828	35.635	196.5
2	1'52.378	27.807	16.992	32.866	34.713	199.0
3	1'51.345	27.322	17.053	32.698	34.272	201.0
4	1'51.220	27.106	16.849	32.514	34.751	199.7
5	1'50.922	27.138	16.687	32.690	34.407	201.1
6	1'51.924	27.587	16.943	32.471	34.923	200.4
7	1'51.003	27.112	16.941	32.495	34.455	196.5
8	1'50.913 *	27.26*	16.771	32.564	34.315	201.0
9	1'50.751	27.302	16.925	32.115	34.409	199.4
10	1'50.587	26.909	16.808	32.516	34.354	199.8
11	1'53.744	27.612	18.446	33.242	34.444	152.9
12	1'51.698	27.394	16.818	32.534	34.952	203.4
13	1'51.120 P	30.359	17.530	33.173	30.058	195.1
14	2'01.122	35.240	17.486	33.115	35.281	193.9

18th 7 Barry BALTUS — Red Bull MotoGP Roo BEL

Runs=1 Total laps=14 Full laps=12

Lap	Lap Time	T1	T2	T3	T4	Speed
1	2'08.524	31.654	17.329	33.361	35.263	194.3
2	1'51.526	27.498	17.277	32.455	34.296	190.5
3	1'50.714	27.060	16.795	32.540	34.319	199.9
4	1'50.772	27.091	16.894	32.304	34.483	199.1
5	1'50.613	27.030	16.970	32.510	34.103	193.5
6	2'16.130	51.702	17.302	32.232	34.894	190.1
7	1'50.998	27.235	17.100	32.110	34.553	191.3
8	1'50.827	27.024	17.092	32.101	34.610	191.3
9	1'50.918	27.180	16.936	32.344	34.458	193.0
10	1'51.133	27.230	16.976	32.280	34.647	192.9
11	1'52.359	27.334	17.537	32.725	34.763	191.8
12	1'53.066	27.289	17.223	33.051	35.503	193.5
13	1'52.208	27.509	17.123	32.451	35.125	192.7
	PIT	27.621	17.719	33.995	30.036	181.4

19th 43 Steward GARCIA — Red Bull MotoGP Roo COL

Runs=1 Total laps=14 Full laps=12

Lap	Lap Time	T1	T2	T3	T4	Speed
1	2'06.641	32.148	17.294	33.398	34.995	197.5
2	1'50.929	27.220	16.896	32.190	34.623	198.2
3	1'50.744	27.120	16.915	32.282	34.427	196.8
4	1'51.274	27.170	17.013	32.389	34.702	195.0
5	1'53.304	27.545	17.629	33.940	34.190	182.6
6	1'50.775	27.199	16.819	32.382	34.375	201.7
7	1'51.698	27.379	17.256	32.381	34.682	193.2
8	1'51.743	27.780	17.031	32.402	34.530	197.4
9	1'51.039	27.298	16.759	32.211	34.771	199.7
10	1'51.019	27.303	17.017	32.215	34.484	195.4
11	1'53.391 *	28.601	17.232	33.181	34.377*	193.1
12	1'52.180	27.476	17.064	32.461	35.179	198.9
13	1'56.260	29.962	17.569	33.269	35.460	197.8
14	1'52.392	27.668	16.897	32.997	34.830	202.3

20th 31 Gerry SALIM — Red Bull MotoGP Roo INA

Runs=1 Total laps=14 Full laps=13

Lap	Lap Time	T1	T2	T3	T4	Speed
1	2'08.891	32.215	17.346	33.770	36.924	198.3
2	1'52.006	27.783	16.803	32.967	34.453	201.4
3	1'50.789	27.226	16.996	32.253	34.314	197.2
4	1'51.465	27.266	16.723	32.900	34.576	202.2
5	1'51.996	27.323	16.828	33.005	34.840	198.9
6	1'52.833	27.363	16.752	33.231	35.487	203.0
7	1'51.696	27.385	17.064	32.735	34.512	197.3
8	1'50.933	27.195	16.855	32.338	34.545	200.5
9	1'51.321	27.377	16.792	32.515	34.637	200.5
10	1'51.083	27.305	16.947	32.304	34.527	197.6
11	1'51.979	27.414	17.021	32.818	34.726	199.6
12	2'00.482	29.822	18.290	36.038	36.332	192.4
13	1'57.158	29.291	17.725	34.134	36.008	192.8
14	1'55.389	28.273	17.526	33.792	35.798	193.0

21st 5 Simon JESPERSEN — Red Bull MotoGP Roo DEN

Runs=2 Total laps=9 Full laps=5

Lap	Lap Time	T1	T2	T3	T4	Speed
1	2'07.242	32.057	17.528	33.787	35.269	193.4
2	1'52.187	27.455	17.025	32.872	34.835	195.4
3	1'51.139 *	27.233	16.926	32.446	34.534*	194.2

Fastest Lap:	Carlos TATAY	Red Bull MotoGP Roo	SPA	1'49.009	26.872	16.644	31.764	33.729

DORNA DATA PROCESSING TIMING SERVICE DORNA DATA PROCESSING TIMING SERVICE DORNA DATA PROCESSING TIMING SERVICE DORNA DATA PROCESSING TIMING SERVICE DORNA DATA PROCESSING TIMING SERVICE DORNA DATA PROCESSING TIMING SERVICE DORNA DATA PROCESSING TIMING SERVICE DORNA DATA PROCCEESSS

Lap	Lap Time	T1	T2	T3	T4	Speed	Lap	Lap Time	T1	T2	T3	T4	Speed
4	**1'50.822**	27.204	16.857	32.245	34.516	198.8							
5	**1'51.034**	27.102	16.975	32.724	34.233	195.5							
6	11'10.638 P												
7	2'14.610	41.405	19.513	36.243	37.449	187.1							
8	**1'54.411**	28.143	17.343	33.221	35.704	192.1							
9	**1'54.284**	28.210	17.334	33.434	35.306	191.2							

22nd 66 Adrian HUERTAS Red Bull MotoGP Roo SPA

Runs=1 Total laps=14 Full laps=10

1	2'04.626	31.717	17.142	33.104	34.892	201.1
2	**1'51.613**	27.362	17.052	32.500	34.699	195.4
3	1'53.033 *	27.144	16.864	34.373	34.652*	198.0
4	**1'53.265**	27.384	17.204	32.724	35.953	196.6
5	1'51.928 *	27.403	16.877	32.730	34.918*	200.0
6	**1'51.560**	27.538	16.916	32.413	34.693	199.2
7	**1'51.380**	27.282	17.107	32.740	34.251	195.1
8	**1'51.246**	27.373	16.741	32.752	34.380	205.3
9	**1'51.275**	27.247	16.869	32.693	34.466	204.3
10	**1'51.011**	27.274	16.773	32.536	34.428	202.8
11	**1'54.054**	27.365	16.824	35.454	34.411	200.2
12	**1'51.725**	27.385	16.981	32.682	34.677	200.1
13	1'52.339 *	27.562	17.099	32.839	34.839*	196.1
14	**1'54.746**	27.820	17.770	34.501	34.655	189.6

23rd 62 Aidan LIEBENBER Red Bull MotoGP Roo RSA

Runs=1 Total laps=14 Full laps=13

1	2'09.859	33.667	17.465	33.928	36.030	194.9
2	**1'52.836**	27.868	17.112	33.015	34.841	195.1
3	**1'51.445**	27.320	17.001	32.581	34.543	194.6
4	**1'52.108**	27.312	16.945	32.820	35.031	193.4
5	**1'52.035**	27.388	17.113	32.681	34.853	192.7
6	**1'51.855**	27.376	17.053	32.662	34.764	191.4
7	**1'51.746**	27.258	17.204	32.517	34.767	190.9
8	**1'51.278**	27.197	17.078	32.462	34.541	195.1
9	**1'53.300**	27.408	17.018	33.831	35.043	193.4
10	**1'52.432**	27.698	17.153	32.771	34.810	193.8
11	**1'53.043**	27.591	17.298	32.910	35.244	195.7
12	**1'53.729**	27.667	17.111	33.097	35.854	197.0
13	**1'55.592**	28.613	17.506	33.525	35.948	192.8
14	**1'54.188**	27.970	17.483	33.361	35.374	191.7

24th 44 Nicolas HERNANDE Red Bull MotoGP Roo COL

Runs=1 Total laps=11 Full laps=9

1	2'24.253	38.483	19.607	36.313	37.427	181.4
2	**1'56.352**	28.737	17.678	34.007	35.930	189.3
3	**1'54.559**	28.223	17.488	33.329	35.519	190.8
4	**1'53.210**	27.820	17.307	32.933	35.150	191.8
5	**1'52.880**	27.729	17.239	32.921	34.991	190.1
6	**1'52.980**	27.797	17.287	32.834	35.062	191.2
7	**1'52.932**	27.864	17.360	32.812	34.896	192.3
8	**1'52.613**	27.792	17.168	32.689	34.964	192.2
9	**1'52.588**	27.595	17.189	32.734	35.070	192.4
10	**1'52.484**	27.572	17.189	32.659	35.064	193.8
	PIT	28.370	18.748	35.470	32.612	174.5

Fastest Lap:	Carlos TATAY	Red Bull MotoGP Roo	SPA	**1'49.009**	26.872	16.644	31.764	33.729

DORNA DATA PROCESSING ,TIMING SERVICE DORNA DATA PROCESSING TIMING SERVICE DORNA DATA PROCESSING TIMING SERVICE DORNA DATA PROCESSING TIMING SERVICE DORNA DATA PROCESSING TIMING SERVICE DORNA DATA PROCESSING TIMING SERVICE DORNA DATA PROCESSING TIMING SERVICE DORNA DATA PROCCEESSS

uito de Jerez - Angel N

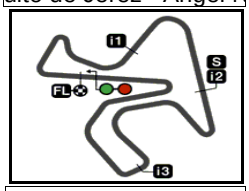

4423 m.

Results and timing service provided by TISSOT

RookiesCup

GRAN PREMIO RED BULL DE ESPAÑA
Official Starting Grid

Race : 16 laps = 70.768 km

1	**1** 1'49.009 **99 Carlos TATAY** KTM	**2** 1'49.141 **61 Can ÖNCÜ** KTM	**3** 1'49.493 **6 Ryusei YAMANAKA** KTM
2	**4** 1'49.555 **53 Deniz ÖNCÜ** KTM	**5** 1'49.737 **22 Peetu PAAVILAINEN** KTM	**6** 1'49.914 **12 Filip SALAC** KTM
3	**7** 1'50.168 **88 Matteo PATACCA** KTM	**8** 1'50.175 **11 Dan JONES** KTM	**9** 1'50.380 **92 Yuki KUNII** KTM
4	**10** 1'50.474 **83 Meikon KAWAKAMI** KTM	**11** 1'50.516 **24 Xavier ARTIGAS** KTM	**12** 1'50.535 **40 Sean KELLY** KTM
5	**13** 1'50.536 **28 Adrian CARRASCO** KTM	**14** 1'50.564 **3 Pasquale ALFANO** KTM	**15** 1'50.570 **29 Billy VAN EERDE** KTM
6	**16** 1'50.582 **19 Sasha DE VITS** KTM	**17** 1'50.587 **30 Max COOK** KTM	**18** 1'50.613 **7 Barry BALTUS** KTM
7	**19** 1'50.744 **43 Steward GARCIA** KTM	**20** 1'50.789 **31 Gerry SALIM** KTM	**21** 1'50.822 **5 Simon JESPERSEN** KTM
8	**22** 1'51.011 **66 Adrian HUERTAS** KTM	**23** 1'51.278 **62 Aidan LIEBENBERG** KTM	**24** 1'52.484 **44 Nicolas HERNANDEZ** KTM

The results are provisional until the end of the limit for protest and appeals and until the ratification of the Event Management Committee.

Time limit for protest expires 60' at the latest after publication of the results - Mr. ..... Time: .....

DORNA DATA PROCESSING TIMING SERVICE DORNA DATA PROCESSING TIMING SERVICE DORNA DATA PROCESSING TIMING SERVICE DORNA DATA PROCESSING TIMING SERVICE DORNA DATA PROCESSING TIMING SERVICE DORNA DATA PROCESSING TIMING SERVICE DORNA DATA PROCESSING TIMING SERVICE DORNA DATA PROCCEESSS

Jerez de la Frontera, Friday, May 04, 2018

uito de Jerez - Angel N

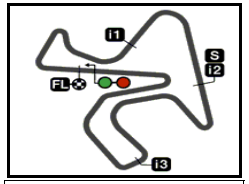

4423 m.

Results and timing service provided by TISSOT

RookiesCup

GRAN PREMIO RED BULL DE ESPAÑA

Qualifying Practice

Best Partial Times

IT *Ideal Lap Time, sum of the best partial times* ***BT*** *Best Lap Time*

T1			T2			T3			T4		
Pos	Rider	Time	Rider	Time		Rider	Time		Rider	Time	
1	C.ÖNCÜ	26.587	D.ÖNCÜ	16.611		C.ÖNCÜ	31.749		F.SALAC	33.713	
2	**C.TATAY**	**26.710**	**C.TATAY**	**16.644**		**C.TATAY**	**31.764**		**C.TATAY**	**33.729**	
3	R.YAMANAKA	26.728	Y.KUNII	16.649		F.SALAC	31.864		C.ÖNCÜ	33.822	
4	**P.PAAVILAINEN**	**26.781**	**D.JONES**	**16.658**		**R.YAMANAKA**	**31.879**		**R.YAMANAKA**	**34.015**	
5	F.SALAC	26.819	B.VAN EERDE	16.671		D.ÖNCÜ	31.882		D.ÖNCÜ	34.046	
6	**D.ÖNCÜ**	**26.819**	**M.COOK**	**16.687**		**P.PAAVILAINEN**	**31.986**		**X.ARTIGAS**	**34.063**	
7	M.COOK	26.909	M.KAWAKAMI	16.709		X.ARTIGAS	32.006		B.BALTUS	34.103	
8	**S.KELLY**	**26.980**	**S.KELLY**	**16.718**		**M.PATACCA**	**32.065**		**P.PAAVILAINEN**	**34.113**	
9	Y.KUNII	27.019	G.SALIM	16.723		S.KELLY	32.079		S.KELLY	34.151	
10	**M.KAWAKAMI**	**27.023**	**R.YAMANAKA**	**16.740**		**B.BALTUS**	**32.101**		**M.PATACCA**	**34.184**	
11	B.BALTUS	27.024	A.HUERTAS	16.741		P.ALFANO	32.106		S.GARCIA	34.190	
12	**D.JONES**	**27.048**	**C.ÖNCÜ**	**16.752**		**M.COOK**	**32.115**		**Y.KUNII**	**34.198**	
13	M.PATACCA	27.085	S.GARCIA	16.759		S.DE VITS	32.133		D.JONES	34.208	
14	**S.JESPERSEN**	**27.102**	**X.ARTIGAS**	**16.761**		**Y.KUNII**	**32.134**		**A.CARRASCO**	**34.218**	
15	B.VAN EERDE	27.106	A.CARRASCO	16.761		D.JONES	32.159		S.JESPERSEN	34.233	
16	**S.DE VITS**	**27.115**	**S.DE VITS**	**16.764**		**M.KAWAKAMI**	**32.161**		**A.HUERTAS**	**34.251**	
17	S.GARCIA	27.120	F.SALAC	16.793		S.GARCIA	32.190		S.DE VITS	34.265	
18	**X.ARTIGAS**	**27.127**	**B.BALTUS**	**16.795**		**A.CARRASCO**	**32.215**		**M.COOK**	**34.272**	
19	A.CARRASCO	27.127	P.PAAVILAINEN	16.812		S.JESPERSEN	32.245		M.KAWAKAMI	34.286	
20	**A.HUERTAS**	**27.144**	**M.PATACCA**	**16.826**		**G.SALIM**	**32.253**		**P.ALFANO**	**34.298**	
21	P.ALFANO	27.179	P.ALFANO	16.855		B.VAN EERDE	32.281		G.SALIM	34.314	
22	**G.SALIM**	**27.195**	**S.JESPERSEN**	**16.857**		**A.HUERTAS**	**32.413**		**B.VAN EERDE**	**34.434**	
23	A.LIEBENBERG	27.197	A.LIEBENBERG	16.945		A.LIEBENBERG	32.462		A.LIEBENBERG	34.541	
24	**N.HERNANDEZ**	**27.572**	**N.HERNANDEZ**	**17.168**		**N.HERNANDEZ**	**32.659**		**N.HERNANDEZ**	**34.896**	

Pos	Rider	IT	BT	
1	**C.TATAY**	1'48.847	1'49.009	(1)
2	**C.ÖNCÜ**	1'48.910	1'49.141	(2)
3	**F.SALAC**	1'49.189	1'49.914	(6)
4	**D.ÖNCÜ**	1'49.358	1'49.555	(4)
5	**R.YAMANAKA**	1'49.362	1'49.493	(3)
6	**P.PAAVILAINE**	1'49.692	1'49.737	(5)
7	**S.KELLY**	1'49.928	1'50.535	(12)
8	**X.ARTIGAS**	1'49.957	1'50.516	(11)
9	**M.COOK**	1'49.983	1'50.587	(17)
10	**Y.KUNII**	1'50.000	1'50.380	(9)
11	**B.BALTUS**	1'50.023	1'50.613	(18)
12	**D.JONES**	1'50.073	1'50.175	(8)
13	**M.PATACCA**	1'50.160	1'50.168	(7)
14	**M.KAWAKAMI**	1'50.179	1'50.474	(10)
15	**S.GARCIA**	1'50.259	1'50.744	(19)
16	**S.DE VITS**	1'50.277	1'50.582	(16)
17	**A.CARRASCO**	1'50.321	1'50.536	(13)
18	**S.JESPERSEN**	1'50.437	1'50.822	(21)
19	**P.ALFANO**	1'50.438	1'50.564	(14)
20	**G.SALIM**	1'50.485	1'50.789	(20)
21	**B.VAN EERDE**	1'50.492	1'50.570	(15)
22	**A.HUERTAS**	1'50.549	1'51.011	(22)
23	**A.LIEBENBER**	1'51.145	1'51.278	(23)
24	**N.HERNANDE**	1'52.295	1'52.484	(24)

DORNA DATA PROCESSING .TIMING SERVICE DORNA DATA PROCESSING TIMING SERVICE DORNA DATA PROCESSING TIMING SERVICE DORNA DATA PROCESSING TIMING SERVICE DORNA DATA PROCESSING TIMING SERVICE DORNA DATA PROCESSING TIMING SERVICE DORNA DATA PROCESSING TIMING SERVICE DORNA DATA PROCCESSS

uito de Jerez - Angel N

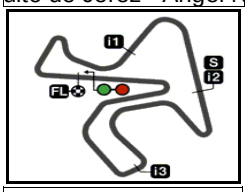

4423 m.

Results and timing service provided by TISSOT

RookiesCup

GRAN PREMIO RED BULL DE ESPAÑA

Qualifying Practice

Fastest Laps Sequence

Practice Time	Rider	Nation	Motorcycle	Time	Km/h	Rider's Lap
3'51.140	12 **Filip SALAC**	CZE	KTM	**1'50.991**	143.4	2
3'51.826	61 **Can ÖNCÜ**	TUR	KTM	**1'49.436**	145.4	2
5'41.023	61 **Can ÖNCÜ**	TUR	KTM	**1'49.197**	145.8	3
9'22.908	61 **Can ÖNCÜ**	TUR	KTM	**1'49.141**	145.8	5
9'24.104	99 **Carlos TATAY**	SPA	KTM	**1'49.009**	146.0	5

DORNA DATA PROCESSING _TIMING SERVICE DORNA DATA PROCESSING TIMING SERVICE DORNA DATA PROCESSING TIMING SERVICE DORNA DATA PROCESSING TIMING SERVICE DORNA DATA PROCESSING TIMING SERVICE DORNA DATA PROCESSING TIMING SERVICE DORNA DATA PROCESSING TIMING SERVICE DORNA DATA PROCESSING TIMING SERVICE DORNA DATA PROCCEESSS

Jerez de la Frontera, Friday, May 04, 2018