

4423 m.

GRAN PREMIO RED BULL DE ESPAÑA

Race Nr.1

Classification after 16 laps = 70.768 km

Rookies Cup

20

Pos	Rider	Nation	Team	Motorcycle	Total Time	Km/h	Gap
1	25 61 Can ÖNCÜ	TUR	Red Bull MotoGP Rookies Cup	KTM	29'24.930	144.3	
2	20 99 Carlos TATAY	SPA	Red Bull MotoGP Rookies Cup	KTM	29'25.074	144.3	0.144
3	16 12 Filip SALAC	CZE	Red Bull MotoGP Rookies Cup	KTM	29'26.157	144.2	1.227
4	13 53 Deniz ÖNCÜ	TUR	Red Bull MotoGP Rookies Cup	KTM	29'26.384	144.2	1.454
5	11 24 Xavier ARTIGAS	SPA	Red Bull MotoGP Rookies Cup	KTM	29'28.897	144.0	3.967
6	10 6 Ryusei YAMANAKA	JPN	Red Bull MotoGP Rookies Cup	KTM	29'28.918	144.0	3.988
7	9 7 Barry BALTUS	BEL	Red Bull MotoGP Rookies Cup	KTM	29'29.120	144.0	4.190
8	8 40 Sean KELLY	USA	Red Bull MotoGP Rookies Cup	KTM	29'44.291	142.7	19.361
9	7 28 Adrian CARRASCO	SPA	Red Bull MotoGP Rookies Cup	KTM	29'44.312	142.7	19.382
10	6 83 Meikon KAWAKAMI	BRA	Red Bull MotoGP Rookies Cup	KTM	29'44.614	142.7	19.684
11	5 92 Yuki KUNII	JPN	Red Bull MotoGP Rookies Cup	KTM	29'44.702	142.7	19.772
12	4 11 Dan JONES	GBR	Red Bull MotoGP Rookies Cup	KTM	29'44.845	142.7	19.915
13	3 30 Max COOK	GBR	Red Bull MotoGP Rookies Cup	KTM	29'45.021	142.7	20.091
14	2 66 Adrian HUERTAS	SPA	Red Bull MotoGP Rookies Cup	KTM	29'47.768	142.5	22.838
15	1 19 Sasha DE VITS	BEL	Red Bull MotoGP Rookies Cup	KTM	29'51.852	142.1	26.922
16	43 Steward GARCIA	COL	Red Bull MotoGP Rookies Cup	KTM	29'51.867	142.1	26.937
17	5 Simon JESPERSEN	DEN	Red Bull MotoGP Rookies Cup	KTM	29'57.728	141.7	32.798
18	3 Pasquale ALFANO	ITA	Red Bull MotoGP Rookies Cup	KTM	30'01.966	141.3	37.036
19	29 Billy VAN EERDE	AUS	Red Bull MotoGP Rookies Cup	KTM	30'02.008	141.3	37.078
20	88 Matteo PATACCA	ITA	Red Bull MotoGP Rookies Cup	KTM	30'04.259	141.2	39.329
21	44 Nicolas HERNANDEZ	COL	Red Bull MotoGP Rookies Cup	KTM	30'07.777	140.9	42.847
22	62 Aidan LIEBENBERG	RSA	Red Bull MotoGP Rookies Cup	KTM	30'11.864	140.6	46.934
23	31 Gerry SALIM	INA	Red Bull MotoGP Rookies Cup	KTM	30'29.063	121.8	2 laps

Not classified

22	Peetu PAAVILAINEN	FIN	Red Bull MotoGP Rookies Cup	KTM	22'07.811	143.9	4 laps
----	-------------------	-----	-----------------------------	-----	-----------	-------	--------

Race condition: Dry

Air: 27°

Humidity: 42%

Ground: 47°

Pole Position:

Fastest Lap (New record):

Circuit Record Lap:

Circuit Best Lap:

	Carlos TATAY	1'49.009	146.0 Km/h
Lap 14	Deniz ÖNCÜ	1'49.357	145.6 Km/h
2015	Enzo BOULOM	1'49.439	145.4 Km/h
2018	Carlos TATAY	1'49.009	146.0 Km/h

16:15'00

16:28'00

16:30'40

16:33'49 Matteo PATACCA

16:34'13 Matteo PATACCA

16:38'27 Gerry SALIM

16:41'50 Gerry SALIM

16:42'02 Matteo PATACCA

16:42'08 Matteo PATACCA

16:54'17 Peetu PAAVILAINEN

SIGHTING LAP START

WARM UP LAP START

RACE START

jump start

ride through penalty

entered pits

re-joined race

entered pits for ride through

re-joined race

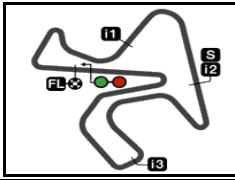
crashed out - Rider OK

The results are provisional until the end of the limit for protest and appeals.

Time limit for protest expires 30' after publication of the results - Time:

DORNA DATA PROCESSING TIMING SERVICE DORNA DATA PROCESSING TIMING SERVICE DORNA DATA PROCESSING TIMING SERVICE DORNA DATA PROCESSING TIMING SERVICE DORNA DATA PROCESSING TIMING SERVICE DORNA DATA PROCESSING TIMING SERVICE DORNA DATA PROCESSING TIMING SERVICE DORNA DATA PROCCESSS





4423 m.

GRAN PREMIO RED BULL DE ESPAÑA

Race Nr.1

Lap Chart

22

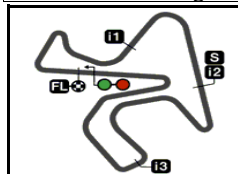
Pos	1	2	3	4	5	6	7	8	9	10	11	12	13	14	15	16	17	18	19	20	21	22	23	24
Grid	99	61	6	53	22	12	88	11	92	83	24	40	28	3	29	19	30	7	43	31	5	66	62	44



1	53	61	12	6	99	22	24	7	92	28	88	11	30	40	43	83	19	66	3	5	29	31	62	44	
2	61	99	53	6	12	22	24	7	92	28	88	11	30	40	43	83	19	66	3	29	5	44	31	62	
3	99	61	12	6	53	22	7	24	28	92	88	30	11	40	43	66	83	19	3	29	5	44	62	31	
4	99	61	12	6	53	22	24	7	28	92	30	88	11	40	83	43	19	66	3	5	29	44	62	31	
5	99	61	12	6	53	24	22	7	28	92	30	88	40	11	83	66	43	19	3	5	29	44	62	31	
6	99	61	12	6	53	24	22	7	28	92	30	40	83	11	66	19	43	3	5	44	29	62	88	31	
7	61	99	12	6	53	22	24	7	28	30	92	40	83	11	66	19	43	3	5	29	44	62	88	31	
8	61	99	12	6	53	22	24	7	30	28	92	83	11	40	66	43	19	3	5	29	44	62	88	31	
9	99	61	12	6	53	22	24	7	28	30	92	83	40	11	66	43	19	3	5	29	44	62	88	31	
10	99	61	6	12	53	22	24	7	28	83	30	92	40	11	66	43	19	5	3	29	44	62	88	31	
L	11	99	61	12	6	22	53	24	7	83	28	30	40	92	11	66	43	19	5	29	3	44	88	62	31
a	12	99	61	12	22	6	53	24	7	83	30	40	28	92	11	66	43	19	5	29	3	44	88	62	31
P	13	61	99	12	53	6	24	7	83	40	30	92	28	11	66	43	19	5	3	29	44	88	62	31	
S	14	61	99	12	53	6	24	7	83	40	28	30	92	11	66	43	19	5	29	3	88	44	62	31	
	15	61	99	12	53	6	24	7	83	40	28	92	30	11	66	43	19	5	3	29	88	44	62		
	16	61	99	12	53	24	6	7	40	28	83	92	11	30	66	19	43	5	3	29	88	44	62		

Winner Lapped rider

DORNA DATA PROCESSING TIMING SERVICE DORNA DATA PROCESSING TIMING SERVICE DORNA DATA PROCESSING TIMING SERVICE DORNA DATA PROCESSING TIMING SERVICE DORNA DATA PROCESSING TIMING SERVICE DORNA DATA PROCESSING TIMING SERVICE DORNA DATA PROCESSING TIMING SERVICE DORNA DATA PROCCESSSS



4423 m.

GRAN PREMIO RED BULL DE ESPAÑA

Race Nr.1

Chronological Analysis of Performances

25

* Lap / Sector time cancelled

T1 Time from finish line to 1st intermedate

T3 Time from 2nd intermed. to 3rd intermed.

P Crossing the finish line in pit lane

T2 Time from 1st intermed. to 2nd intermed.

T4 Time from 3rd intermedate to finish line

Lap	Lap Time	T1	T2	T3	T4	Speed	Lap	Lap Time	T1	T2	T3	T4	Speed				
1st 61 Can ÖNCÜ Red Bull MotoGP Roo TUR							4th 53 Deniz ÖNCÜ Red Bull MotoGP Roo TUR										
Runs=1			Total laps=16			Full laps=15			Runs=1			Total laps=16			Full laps=15		
1	1'57.554	33.830	17.094	32.346	34.284	193.3	1	1'57.377	34.112	16.766	32.166	34.333	198.7				
2	1'49.769	26.932	16.750	31.966	34.121	201.0	2	1'50.508	27.067	16.739	32.454	34.248	198.2				
3	1'50.149	26.910	16.788	32.295	34.156	194.7	3	1'50.115	26.957	16.629	32.485	34.044	201.2				
4	1'49.885	26.879	16.900	31.957	34.149	200.2	4	1'49.742	26.959	16.626	32.161	33.996	205.4				
5	1'49.840	26.901	16.778	32.040	34.121	200.6	5	1'49.875	27.136	16.623	32.077	34.039	202.5				
6	1'49.737	26.829	16.765	32.060	34.083	199.7	6	1'49.866	27.036	16.642	32.179	34.009	204.6				
7	1'49.908	26.898	16.809	32.072	34.129	196.2	7	1'49.863	26.888	16.583	32.439	33.953	204.8				
8	1'49.683	26.874	16.757	32.010	34.042	194.1	8	1'50.066	27.280	16.539	32.181	34.066	204.5				
9	1'49.757	26.875	16.813	32.078	33.991	201.2	9	1'49.864	26.973	16.688	32.153	34.050	201.2				
10	1'50.136	27.059	16.783	32.218	34.076	198.4	10	1'50.039	26.858	16.503	32.484	34.194	204.5				
11	1'49.708	26.837	16.676	32.058	34.137	199.4	11	1'50.691	27.300	16.514	32.473	34.404	205.6				
12	1'50.185	26.925	16.682	32.369	34.209	201.9	12	1'49.975	26.994	16.513	32.279	34.189	205.8				
13	1'50.128	26.909	16.866	32.123	34.230	201.7	13	1'50.062	27.113	16.655	32.059	34.235	202.9				
14	1'49.407	26.679	16.786	31.854	34.088	197.0	14	1'49.357	26.882	16.618	31.893	33.964	201.6				
15	1'49.432	26.782	16.760	31.984	33.906	196.3	15	1'49.578	26.856	16.529	32.113	34.080	203.3				
16	1'49.652	26.801	16.822	31.930	34.099	197.3	16	1'49.406	26.922	16.597	32.063	33.824	203.4				
2nd 99 Carlos TATAY Red Bull MotoGP Roo SPA							5th 24 Xavier ARTIGAS Red Bull MotoGP Roo SPA										
Runs=1			Total laps=16			Full laps=15			Runs=1			Total laps=16			Full laps=15		
1	1'57.741	33.887	17.043	32.648	34.163	193.1	1	1'58.263	35.058	16.834	32.235	34.136	198.2				
2	1'49.871	27.218	16.540	31.958	34.155	205.1	2	1'50.028	27.166	16.503	32.315	34.044	205.8				
3	1'49.737	26.875	16.587	31.964	34.311	201.1	3	1'50.357	27.137	16.576	32.531	34.113	204.4				
4	1'49.913	26.952	16.806	31.949	34.206	198.4	4	1'49.842	27.045	16.545	32.237	34.015	202.4				
5	1'49.751	26.916	16.816	31.921	34.098	199.4	5	1'49.718	26.907	16.686	32.034	34.091	203.2				
6	1'49.827	26.891	16.854	31.906	34.176	198.3	6	1'49.684	26.870	16.640	32.080	34.094	202.0				
7	1'50.102	26.927	16.932	32.283	33.960	195.7	7	1'49.765	26.926	16.592	32.317	33.930	204.7				
8	1'49.605	26.985	16.629	32.093	33.898	201.0	8	1'50.080	27.277	16.576	32.245	33.982	202.7				
9	1'49.605	26.815	16.810	31.878	34.102	197.4	9	1'49.987	26.938	16.570	32.389	34.090	206.0				
10	1'49.856	26.835	16.803	31.924	34.294	197.1	10	1'49.967	26.985	16.623	32.180	34.179	203.5				
11	1'50.056	26.953	16.813	32.002	34.288	196.7	11	1'50.440	27.209	16.655	32.425	34.151	203.6				
12	1'50.150	26.927	16.703	32.264	34.256	199.1	12	1'50.084	27.177	16.664	32.165	34.078	203.3				
13	1'50.393	26.967	16.848	32.280	34.298	198.4	13	1'50.140	27.211	16.600	32.209	34.120	204.7				
14	1'49.394	26.838	16.697	31.939	33.920	201.1	14	1'49.915	27.060	16.752	32.093	34.010	200.7				
15	1'49.638	26.980	16.703	32.032	33.923	201.0											
16	1'49.435	26.928	16.728	31.946	33.833	201.9											
3rd 12 Filip SALAC Red Bull MotoGP Roo CZE																	
Runs=1			Total laps=16			Full laps=15											
1	1'57.608	34.198	16.729	32.464	34.217	202.3											
2	1'50.484	26.998	16.783	32.520	34.183	201.5											
3	1'49.496	26.909	16.650	32.004	33.933	203.3											
4	1'49.861	26.845	16.892	32.171	33.953	194.9											
5	1'49.786	26.901	16.725	32.148	34.012	199.2											
6	1'49.771	26.930	16.770	32.120	33.951	202.7											

Fastest Lap:	Can ÖNCÜ	Red Bull MotoGP Roo TUR	1'49.407	26.679	16.786	31.854	34.088
---------------------	----------	-------------------------	----------	--------	--------	--------	--------

DORNA DATA PROCESSING TIMING SERVICE DORNA DATA PROCESSING TIMING SERVICE DORNA DATA PROCESSING TIMING SERVICE DORNA DATA PROCESSING TIMING SERVICE DORNA DATA PROCESSING TIMING SERVICE DORNA DATA PROCESSING TIMING SERVICE DORNA DATA PROCESSING TIMING SERVICE DORNA DATA PROCESSING TIMING SERVICE DORNA DATA PROCESSING TIMING SERVICE DORNA DATA PROCESSING TIMING SERVICE DORNA DATA PROCCEESSS

Race Nr.1**RookiesCup**

Lap	Lap Time	T1	T2	T3	T4	Speed	Lap	Lap Time	T1	T2	T3	T4	Speed
15	1'50.274	27.043	16.758	32.308	34.165	199.2	14	1'50.917	27.183	16.914	32.385	34.435	197.9
16	1'50.353	27.100	16.744	32.226	34.283	202.9	15	1'51.592	27.366	17.026	32.498	34.702	200.8
							16	1'51.734	27.433	17.039	32.659	34.603	200.5

6th 6 Ryusei YAMANAKA Red Bull MotoGP Roo JPN
Runs=1 Total laps=16 Full laps=15

1	1'57.702	33.769	17.049	32.365	34.519	194.7
2	1'50.328	27.065	16.656	32.366	34.241	200.6
3	1'49.680	26.904	16.643	31.927	34.206	202.0
4	1'49.911	26.987	16.637	32.043	34.244	199.4
5	1'49.802	27.083	16.688	32.001	34.030	202.3
6	1'49.771	27.002	16.692	32.127	33.950	202.4
7	1'50.030	26.979	16.594	32.308	34.149	203.2
8	1'49.652	27.119	16.536	32.053	33.944	201.4
9	1'49.735	26.918	16.738	32.117	33.962	202.4
10	1'50.520	26.899	16.773	32.492	34.356	200.5
11	1'50.584	27.023	16.946	32.362	34.253	195.5
12	1'50.143	26.877	16.747	32.195	34.324	200.8
13	1'50.293	27.354	16.694	32.035	34.210	204.3
14	1'49.888	26.902	16.663	32.238	34.085	201.8
15	1'50.355	26.944	16.779	32.334	34.298	196.7
16	1'50.524	26.988	16.847	32.165	34.524	198.7

7th 7 Barry BALTUS Red Bull MotoGP Roo BEL
Runs=1 Total laps=16 Full laps=15

1	1'58.642	35.245	16.776	32.194	34.427	200.1
2	1'50.060	26.838	16.564	32.322	34.336	202.4
3	1'49.835	26.893	16.637	32.093	34.212	200.0
4	1'49.960	26.930	16.597	32.138	34.295	200.4
5	1'50.102	27.152	16.606	32.195	34.149	201.0
6	1'49.832	26.864	16.670	32.146	34.152	199.9
7	1'49.807	26.928	16.742	32.061	34.076	198.6
8	1'49.849	26.896	16.696	32.030	34.227	198.2
9	1'49.914	26.777	16.665	32.204	34.268	200.0
10	1'50.246	26.797	16.645	32.186	34.618	202.2
11	1'50.177	26.994	16.718	32.201	34.264	199.3
12	1'50.088	26.958	16.779	32.151	34.200	199.8
13	1'50.212	27.041	16.704	32.133	34.334	201.0
14	1'49.909	26.869	16.755	32.016	34.269	199.9
15	1'50.170	26.881	16.660	32.291	34.338	198.7
16	1'50.317	26.940	16.796	32.142	34.439	200.8

8th 40 Sean KELLY Red Bull MotoGP Roo USA
Runs=1 Total laps=16 Full laps=15

1	1'59.999	35.386	16.890	32.541	35.182	198.8
2	1'51.553	27.881	16.884	32.372	34.416	201.8
3	1'50.236	27.015	16.800	32.102	34.319	199.8
4	1'51.158	27.067	16.761	32.819	34.511	203.7
5	1'50.035	27.037	16.693	32.106	34.199	202.7
6	1'50.695	27.543	16.724	32.098	34.330	199.6
7	1'50.493	27.009	16.834	32.205	34.445	200.6
8	1'51.125	27.202	16.775	32.650	34.498	201.2
9	1'50.763	27.152	16.807	32.357	34.447	199.7
10	1'50.889	27.127	16.757	32.577	34.428	202.5
11	1'50.729	27.052	16.733	32.450	34.494	202.9
12	1'50.923	27.239	16.684	32.649	34.351	204.0
13	1'51.450	27.268	16.983	32.611	34.588	197.6

9th 28 Adrian CARRASCO Red Bull MotoGP Roo SPA
Runs=1 Total laps=16 Full laps=15

1	1'59.688	35.441	16.828	32.823	34.596	199.7
2	1'50.661	27.130	16.586	32.244	34.701	201.5
3	1'50.602	27.163	16.776	32.251	34.412	198.2
4	1'50.607	27.164	16.911	32.140	34.392	196.9
5	1'50.699	27.182	16.916	32.279	34.322	197.0
6	1'50.513	27.111	16.891	32.176	34.335	196.2
7	1'50.544	27.209	16.884	32.244	34.207	196.5
8	1'51.226	27.170	16.857	32.857	34.342	196.6
9	1'50.845	27.188	16.857	32.365	34.435	195.6
10	1'50.871	27.160	16.834	32.417	34.460	196.3
11	1'51.146	27.201	16.898	32.556	34.491	193.5
12	1'51.235	27.263	16.911	32.818	34.243	193.9
13	1'51.699	27.344	17.057	32.769	34.529	200.0
14	1'50.806	27.179	16.764	32.458	34.405	204.6
15	1'51.452	27.234	17.037	32.538	34.643	201.3
16	1'51.718	27.447	17.049	32.857	34.365	201.8

10th 83 Meikon KAWAKAMI Red Bull MotoGP Roo BRA
Runs=1 Total laps=16 Full laps=15

1	2'00.142	35.630	16.865	32.887	34.760	202.4
2	1'51.743	27.402	16.608	33.307	34.426	203.2
3	1'50.697	27.253	16.624	32.286	34.534	202.4
4	1'50.490	27.082	16.769	32.278	34.361	202.2
5	1'50.320	27.165	16.690	32.188	34.277	199.5
6	1'50.491	27.255	16.656	32.207	34.373	202.9
7	1'50.296	27.161	16.625	32.212	34.298	200.8
8	1'50.702	27.064	16.815	32.403	34.420	197.4
9	1'50.920	27.179	16.796	32.604	34.341	200.3
10	1'50.688	27.067	16.676	32.521	34.424	200.0
11	1'50.853	27.038	16.837	32.411	34.567	197.5
12	1'51.097	27.240	16.918	32.371	34.568	194.5
13	1'51.389	27.203	17.145	32.367	34.674	191.0
14	1'51.048	27.218	16.988	32.242	34.600	193.5
15	1'51.623	27.386	17.026	32.379	34.832	193.8
16	1'52.115	27.390	17.107	32.841	34.777	194.6

11th 92 Yuki KUNII Red Bull MotoGP Roo JPN
Runs=1 Total laps=16 Full laps=15

1	1'59.082	35.178	16.890	32.476	34.538	199.7
2	1'51.131	27.189	16.914	32.372	34.656	197.7
3	1'50.863	27.252	17.037	32.279	34.295	198.7
4	1'50.660	27.282	16.834	32.231	34.313	200.3
5	1'50.794	27.203	16.794	32.414	34.383	201.6
6	1'50.411	27.020	16.808	32.293	34.290	199.4
7	1'50.742	27.170	16.882	32.484	34.206	199.9
8	1'51.020	27.050	16.850	32.503	34.617	201.1
9	1'51.007	27.280	16.762	32.592	34.373	202.8
10	1'51.007	27.397	16.731	32.502	34.377	201.3
11	1'51.186	27.124	16.704	32.720	34.638	203.1
12	1'51.125	27.306	16.746	32.590	34.483	201.1

Fastest Lap: Can ÖNCÜ Red Bull MotoGP Roo TUR 1'49.407 26.679 16.786 31.854 34.088

DORNA DATA PROCESSING TIMING SERVICE DORNA DATA PROCESSING TIMING SERVICE DORNA DATA PROCESSING TIMING SERVICE DORNA DATA PROCESSING TIMING SERVICE DORNA DATA PROCESSING TIMING SERVICE DORNA DATA PROCCESSSS

Race Nr.1

RookiesCup

Lap	Lap Time	T1	T2	T3	T4	Speed	Lap	Lap Time	T1	T2	T3	T4	Speed
13	1'51.270	27.244	16.777	32.664	34.585	204.1	12	1'51.027	27.170	16.865	32.402	34.590	200.6
14	1'51.022	27.167	16.759	32.684	34.412	200.1	13	1'51.217	27.169	16.887	32.586	34.575	199.7
15	1'51.426	27.263	16.945	32.571	34.647	201.6	14	1'51.279	27.322	16.905	32.505	34.547	200.1
16	1'51.956	27.385	17.181	32.741	34.649	196.9	15	1'52.183	27.455	17.008	32.968	34.752	196.5
							16	1'52.823	27.566	17.065	32.970	35.222	198.7

12th 11 Dan JONES Red Bull MotoGP Roo GBR

Runs=1	Total laps=16	Full laps=15				
1	1'59.892	35.496	16.830	32.767	34.799	203.3
2	1'50.876	27.228	16.838	32.199	34.611	200.1
3	1'50.867	27.244	16.658	32.494	34.471	204.3
4	1'51.005	27.048	16.799	32.823	34.335	202.5
5	1'50.634	27.164	16.804	32.350	34.316	199.7
6	1'50.793	27.308	16.895	32.153	34.437	201.1
7	1'50.222	27.099	16.734	32.152	34.237	199.9
8	1'50.956	27.241	16.750	32.615	34.350	201.1
9	1'51.022	27.311	16.822	32.353	34.536	199.6
10	1'50.941	27.080	16.789	32.486	34.586	197.3
11	1'50.942	27.033	16.801	32.565	34.543	199.8
12	1'50.995	27.128	16.766	32.595	34.506	203.5
13	1'51.383	27.225	16.817	32.715	34.626	201.7
14	1'51.021	27.258	16.794	32.459	34.510	198.4
15	1'51.585	27.391	16.814	32.598	34.782	200.5
16	1'51.711	27.255	17.001	32.801	34.654	197.8

13th 30 Max COOK Red Bull MotoGP Roo GBR

Runs=1	Total laps=16	Full laps=15				
1	1'59.990	35.735	16.849	32.649	34.757	204.4
2	1'50.841	27.429	16.636	32.509	34.267	204.0
3	1'50.609	27.080	16.677	32.395	34.457	202.7
4	1'50.505	27.169	16.731	32.319	34.286	202.8
5	1'50.633	27.070	16.768	32.481	34.314	199.7
6	1'50.510	27.258	16.809	32.165	34.278	199.6
7	1'50.359	27.107	16.837	32.240	34.175	202.0
8	1'51.062	27.133	16.864	32.438	34.627	199.2
9	1'50.974	27.321	16.857	32.470	34.326	199.2
10	1'51.063	27.172	16.845	32.713	34.333	198.2
11	1'51.017	27.184	16.706	32.589	34.538	200.2
12	1'50.931	27.168	16.837	32.514	34.412	198.8
13	1'51.672	27.431	17.038	32.626	34.577	199.2
14	1'51.109	27.132	16.886	32.473	34.618	200.2
15	1'51.706	27.828	16.732	32.395	34.751	202.8
16	1'52.040	27.274	17.061	32.839	34.866	195.0

14th 66 Adrian HUERTAS Red Bull MotoGP Roo SPA

Runs=1	Total laps=16	Full laps=15				
1	2'00.990	36.852	16.702	33.052	34.384	204.3
2	1'50.986	27.026	16.801	32.803	34.356	203.2
3	1'50.604	27.346	16.750	32.292	34.216	205.2
4	1'51.460	27.148	16.795	32.532	34.985	205.5
5	1'51.279	27.477	16.838	32.540	34.424	199.5
6	1'50.622	27.091	16.912	32.370	34.249	199.1
7	1'50.345	27.069	16.858	32.230	34.188	198.6
8	1'50.337	27.049	16.850	32.234	34.204	199.1
9	1'50.703	27.057	16.793	32.424	34.429	199.3
10	1'50.972	27.222	16.845	32.417	34.488	199.2
11	1'50.941	27.234	16.859	32.394	34.454	199.7

15th 19 Sasha DE VITS Red Bull MotoGP Roo BEL

Runs=1	Total laps=16	Full laps=15				
1	2'00.291	36.034	16.794	32.888	34.575	205.4
2	1'51.684	27.680	16.942	32.900	34.162	201.3
3	1'50.993	27.284	16.665	32.713	34.331	202.7
4	1'51.037	27.160	16.840	32.352	34.685	200.3
5	1'51.639	27.402	16.908	32.828	34.501	201.6
6	1'50.884	27.258	16.834	32.494	34.298	198.6
7	1'51.184	27.352	16.901	32.493	34.438	196.7
8	1'51.240	27.279	17.002	32.599	34.360	199.2
9	1'51.455	27.333	16.882	32.681	34.559	198.5
10	1'51.582	27.366	16.946	32.772	34.498	199.1
11	1'51.638	27.331	17.002	32.704	34.601	198.0
12	1'51.432	27.418	16.902	32.682	34.430	199.9
13	1'51.861	27.335	17.056	32.914	34.556	198.1
14	1'51.510	27.411	16.972	32.656	34.471	197.2
15	1'51.753	27.458	16.949	32.724	34.622	196.3
16	1'51.669	27.432	17.085	32.663	34.489	198.6

16th 43 Steward GARCIA Red Bull MotoGP Roo COL

Runs=1	Total laps=16	Full laps=15				
1	2'00.004	35.840	16.886	32.782	34.496	204.1
2	1'51.671	27.740	16.956	32.583	34.392	200.5
3	1'50.702	27.293	16.735	32.127	34.547	202.0
4	1'51.546	27.220	16.769	32.582	34.975	201.4
5	1'51.679	27.547	16.803	32.725	34.604	200.0
6	1'51.111	27.375	16.789	32.571	34.376	203.3
7	1'51.036	27.313	16.848	32.513	34.362	200.5
8	1'50.983	27.302	16.897	32.325	34.459	198.6
9	1'51.450	27.213	16.908	32.610	34.719	197.3
10	1'51.734	27.515	16.963	32.612	34.644	196.9
11	1'51.538	27.214	17.064	32.625	34.635	196.2
12	1'51.481	27.268	17.108	32.551	34.554	197.0
13	1'51.792	27.289	17.173	32.601	34.729	196.9
14	1'51.531	27.371	17.088	32.458	34.614	195.8
15	1'51.852	27.447	17.068	32.536	34.801	195.8
16	1'51.757	27.422	17.099	32.490	34.746	196.5

17th 5 Simon JESPERSEN Red Bull MotoGP Roo DEN

Runs=1	Total laps=16	Full laps=15				
1	2'01.492	36.208	16.744	33.237	35.303	204.8
2	1'52.233	27.605	16.803	32.942	34.883	201.0
3	1'52.013	27.370	16.765	32.693	35.185	202.5
4	1'52.066	27.280	16.800	32.542	35.444	200.6
5	1'51.638	27.267	17.004	32.659	34.708	198.7
6	1'51.349	27.301	16.877	32.616	34.555	197.9
7	1'52.011	27.220	16.929	32.824	35.038	198.5
8	1'51.626	27.286	16.889	32.440	35.011	195.8
9	1'51.458	27.316	16.950	32.462	34.730	196.0
10	1'52.014	27.451	17.006	32.722	34.835	194.3

Fastest Lap: Can ÖNCÜRed Bull MotoGP Roo TUR **1'49.407** 26.679 16.786 31.854 34.088

DORNA DATA PROCESSING TIMING SERVICE DORNA DATA PROCESSING TIMING SERVICE DORNA DATA PROCESSING TIMING SERVICE DORNA DATA PROCESSING TIMING SERVICE DORNA DATA PROCESSING TIMING SERVICE DORNA DATA PROCESSING TIMING SERVICE DORNA DATA PROCESSING TIMING SERVICE DORNA DATA PROCCEESSS

Race Nr.1**RookiesCup**

Lap	Lap Time	T1	T2	T3	T4	Speed	Lap	Lap Time	T1	T2	T3	T4	Speed
11	1'51.789	27.288	17.021	32.593	34.887	194.2	10	1'51.880	27.264	16.861	32.573	35.182	196.5
12	1'51.559	27.415	17.029	32.488	34.627	195.4	11	1'51.290	27.301	16.981	32.507	34.501	195.1
13	1'51.586	27.481	16.968	32.360	34.777	194.4	12	1'51.284	27.440	17.094	32.271	34.479	195.3
14	1'51.665	27.362	17.023	32.533	34.747	194.0	13	1'51.006	27.210	17.011	32.315	34.470	196.0
15	1'51.421	27.382	17.007	32.345	34.687	194.6	14	1'51.042	27.198	16.956	32.288	34.600	194.5
16	1'51.808	27.381	17.175	32.562	34.690	192.0	15	1'51.171	27.186	16.985	32.492	34.508	195.9
							16	1'52.234	27.395	17.051	32.978	34.810	196.0

18th 3 Pasquale ALFANO Red Bull MotoGP Roo ITA
Runs=1 Total laps=16 Full laps=15

1	2'01.023	36.314	16.905	33.180	34.624	203.4
2	1'52.425	27.588	16.947	33.120	34.770	197.6
3	1'51.963	27.420	16.866	32.665	35.012	198.4
4	1'52.160	27.290	17.024	32.739	35.107	196.4
5	1'51.605	27.436	17.034	32.560	34.575	197.4
6	1'51.441	27.454	16.946	32.478	34.563	196.4
7	1'51.430	27.288	16.920	32.666	34.556	196.6
8	1'51.461	27.352	16.971	32.516	34.622	195.4
9	1'52.193	27.580	17.132	32.722	34.759	195.1
10	1'52.401	27.591	17.160	33.062	34.588	196.9
11	1'52.065	27.493	17.080	32.716	34.776	199.9
12	1'51.867	27.680	16.973	32.461	34.753	198.9
13	1'51.547	27.441	16.997	32.449	34.660	197.3
14	1'52.651	27.788	17.061	32.850	34.952	193.3
15	1'52.517	27.676	16.932	32.765	35.144	198.0
16	1'53.217	27.911	17.172	33.047	35.087	194.6

19th 29 Billy VAN EERDE Red Bull MotoGP Roo AUS
Runs=1 Total laps=16 Full laps=15

1	2'01.573	35.937	16.815	33.241	35.580	204.2
2	1'52.026	27.437	16.787	32.726	35.076	201.9
3	1'52.017	27.414	16.753	32.682	35.168	203.1
4	1'52.219	27.311	16.780	32.466	35.662	199.6
5	1'52.119	27.526	16.860	32.707	35.026	200.5
6	1'51.963	27.480	16.909	32.355	35.219	198.1
7	1'51.613	27.345	16.877	32.412	34.979	198.6
8	1'51.394	27.588	16.798	32.261	34.747	198.2
9	1'51.428	27.226	16.919	32.424	34.859	195.9
10	1'51.998	27.129	17.029	33.117	34.723	196.3
11	1'51.708	27.295	16.909	32.655	34.849	197.6
12	1'51.803	27.451	16.797	32.751	34.804	202.0
13	1'51.778	27.277	16.923	32.550	35.028	198.7
14	1'52.406	27.795	16.974	32.742	34.895	193.6
15	1'52.745	27.527	17.062	32.808	35.348	196.5
16	1'53.218	27.888	17.220	32.785	35.325	195.8

20th 88 Matteo PATACCA Red Bull MotoGP Roo ITA
Runs=2 Total laps=16 Full laps=13

1	1'59.854	34.981	16.885	33.016	34.972	196.2
2	1'50.829	27.356	16.796	32.282	34.395	203.8
3	1'50.467	27.064	16.789	32.353	34.261	201.3
4	1'50.951	27.291	16.796	32.770	34.094	199.5
5	1'50.664	27.190	16.757	32.329	34.388	200.6
6	1'45.461 P	27.248	16.769	32.241	29.203	200.7
7	1'53.839	29.689	17.103	32.508	34.539	194.6
8	1'51.244	27.333	16.987	32.485	34.439	194.9
9	1'51.475	27.410	17.051	32.453	34.561	194.9

21st 44 Nicolas HERNANDE Red Bull MotoGP Roo COL
Runs=1 Total laps=16 Full laps=15

1	2'02.156	36.617	17.037	33.480	35.022	200.7
2	1'52.298	27.614	16.891	32.910	34.883	200.5
3	1'51.882	27.537	16.797	32.635	34.913	198.4
4	1'52.056	27.486	17.011	32.538	35.021	198.3
5	1'51.856	27.466	16.922	32.620	34.848	197.7
6	1'51.584	27.436	16.920	32.587	34.641	195.4
7	1'52.338	27.719	16.960	32.756	34.903	195.9
8	1'52.948	27.523	17.044	32.984	35.397	197.4
9	1'52.361	27.403	16.971	32.932	35.055	194.2
10	1'52.422	27.567	17.021	32.654	35.180	194.5
11	1'52.262	27.638	16.989	32.703	34.932	194.8
12	1'52.080	27.470	17.214	32.639	34.757	194.1
13	1'52.557	27.485	17.148	32.709	35.215	192.3
14	1'52.621	27.454	17.096	32.772	35.299	194.4
15	1'52.385	27.469	17.013	32.726	35.177	196.3
16	1'53.971	27.711	17.272	33.368	35.620	194.3

22nd 62 Aidan LIEBENBER Red Bull MotoGP Roo RSA
Runs=1 Total laps=16 Full laps=15

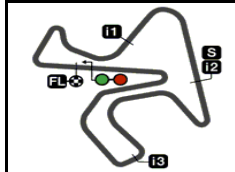
1	2'02.119	36.803	17.038	33.167	35.111	198.3
2	1'52.811	27.905	16.824	33.098	34.984	199.4
3	1'52.805	27.658	17.018	32.887	35.242	197.2
4	1'52.162	27.548	17.098	32.704	34.812	194.5
5	1'52.008	27.541	17.218	32.560	34.689	195.0
6	1'51.833	27.461	17.035	32.601	34.736	193.4
7	1'51.980	27.509	16.966	32.632	34.873	194.2
8	1'51.701	27.397	16.958	32.529	34.817	194.7
9	1'54.323	27.901	17.325	33.346	35.751	195.3
10	1'54.455	28.164	17.511	33.517	35.263	192.6
11	1'52.786	27.627	17.062	33.134	34.963	194.5
12	1'51.966	27.467	17.066	32.617	34.816	194.4
13	1'52.357	27.658	17.179	32.672	34.848	192.3
14	1'52.592	27.596	17.150	32.714	35.132	192.6
15	1'52.703	27.655	17.215	32.756	35.077	192.7
16	1'53.263	27.834	17.300	32.821	35.308	192.2

23rd 31 Gerry SALIM Red Bull MotoGP Roo INA
Runs=2 Total laps=14 Full laps=11

1	2'01.652	36.535	16.795	33.409	34.913	201.3
2	1'52.924	27.713	16.886	33.058	35.267	201.9
3	1'53.811	27.666	16.914	33.525	35.706	201.5
4	1'55.160 P	28.588	17.561	35.364	33.647	194.8
5	2'04.673	37.275	17.723	34.016	35.659	194.1
6	1'53.932	27.991	16.973	33.284	35.684	198.8
7	1'54.260	27.800	17.369	33.404	35.687	195.0
8	1'55.002	28.259	17.360	33.642	35.741	195.5

Fastest Lap: Can ÖNCÜ Red Bull MotoGP Roo TUR **1'49.407** 26.679 16.786 31.854 34.088

DORNA DATA PROCESSING TIMING SERVICE DORNA DATA PROCESSING TIMING SERVICE DORNA DATA PROCESSING TIMING SERVICE DORNA DATA PROCESSING TIMING SERVICE DORNA DATA PROCESSING TIMING SERVICE DORNA DATA PROCESSING TIMING SERVICE DORNA DATA PROCESSESS



GRAN PREMIO RED BULL DE ESPAÑA

Race Nr.1

Analysis by Lap

26

4423 m.

Num	Lap	Time	Gap	Num	Lap	Time	Gap	Num	Lap	Time	Gap
	Lap 1										
53	1'57.377			83	1'50.320	6.379		88	1'53.839	24.791	
61	1'57.554	0.177		66	1'51.279	8.306		31	1'54.260	4'04.745	
12	1'57.608	0.231		43	1'51.679	8.589					
6	1'57.702	0.325		19	1'51.639	8.631		Lap 8			
99	1'57.741	0.364		3	1'51.605	12.163		61	1'49.683		
22	1'57.969	0.592		5	1'51.638	12.429		99	1'49.605	0.022	
24	1'58.263	0.886		29	1'52.119	12.941		12	1'49.625	0.216	
7	1'58.642	1.265		44	1'51.856	13.235		6	1'49.652	0.351	
92	1'59.082	1.705		62	1'52.008	14.892		53	1'50.066	0.887	
28	1'59.688	2.311		31	2'04.673	3'56.382		22	1'49.946	0.959	
88	1'59.854	2.477		Lap 6				24	1'50.080	1.212	
11	1'59.892	2.515		99	1'49.827			7	1'49.849	1.562	
30	1'59.990	2.613		61	1'49.737	0.094		30	1'51.062	7.984	
40	1'59.999	2.622		12	1'49.771	0.166		28	1'51.226	8.015	
43	2'00.004	2.627		6	1'49.771	0.354		92	1'51.020	8.178	
83	2'00.142	2.765		53	1'49.866	0.643		83	1'50.702	8.356	
19	2'00.291	2.914		24	1'49.684	1.052		11	1'50.956	8.720	
66	2'00.990	3.613		22	1'49.738	1.189		40	1'51.125	8.769	
3	2'01.023	3.646		7	1'49.832	1.591		66	1'50.337	10.098	
5	2'01.492	4.115		28	1'49.832	1.591		43	1'50.983	12.207	
29	2'01.573	4.196		28	1'50.513	5.930		19	1'51.240	12.247	
31	2'01.652	4.275		92	1'50.411	6.101		3	1'51.461	16.983	
62	2'02.119	4.742		30	1'50.510	6.248		5	1'51.626	17.903	
44	2'02.156	4.779		40	1'50.695	6.836		29	1'51.394	18.399	
	Lap 2			83	1'50.491	7.043		44	1'52.948	20.593	
61	1'49.769			11	1'50.793	7.227		62	1'51.701	20.894	
99	1'49.871	0.289		66	1'50.622	9.101		88	1'51.244	26.352	
53	1'50.508	0.562		19	1'50.884	9.688		31	1'55.002	4'10.064	
6	1'50.328	0.707		43	1'51.111	9.873					
12	1'50.484	0.769		3	1'51.441	13.777		Lap 9			
22	1'50.259	0.905		5	1'51.349	13.951		99	1'49.605		
24	1'50.028	0.968		44	1'51.584	14.992		61	1'49.757	0.130	
7	1'50.060	1.379		29	1'51.963	15.077		12	1'49.632	0.221	
92	1'51.131	2.890		62	1'51.833	16.898		6	1'49.735	0.459	
28	1'50.661	3.026		88	2'05.029	20.954		53	1'49.864	1.124	
88	1'50.829	3.360		31	1'53.932	4'00.487		22	1'49.845	1.177	
11	1'50.876	3.445		Lap 7				24	1'49.987	1.572	
30	1'50.841	3.508		61	1'49.908			7	1'49.914	1.849	
40	1'51.553	4.229		99	1'50.102	0.100		28	1'50.845	9.233	
43	1'51.671	4.352		12	1'50.110	0.274		30	1'50.974	9.331	
83	1'51.743	4.562		6	1'50.030	0.382		92	1'51.007	9.558	
19	1'51.684	4.652		53	1'49.863	0.504		83	1'50.920	9.649	
66	1'50.986	4.653		22	1'49.509	0.696		40	1'50.763	9.905	
3	1'52.425	6.125		24	1'49.765	0.815		11	1'51.022	10.115	
29	1'52.026	6.276		7	1'49.807	1.396		66	1'50.703	11.174	
5	1'52.233	6.402		28	1'50.544	6.472		43	1'51.450	14.030	
44	1'52.298	7.131		30	1'50.359	6.605		19	1'51.455	14.255	
31	1'52.924	7.253		92	1'50.742	6.841		3	1'52.193	19.549	
62	1'52.811	7.607		40	1'50.493	7.327		5	1'51.458	19.734	
	Lap 3			83	1'50.296	7.337		29	1'51.428	20.200	
99	1'49.737			11	1'50.222	7.447		44	1'52.361	23.327	
61	1'50.149	0.123		66	1'50.345	9.444		62	1'54.323	25.590	
12	1'49.496	0.239		19	1'51.184	10.870		88	1'51.475	28.200	
6	1'49.680	0.361		43	1'51.036	10.907		31	1'53.697	4'14.134	
53	1'50.115	0.651		3	1'51.430	15.205					
22	1'50.031	0.910		5	1'52.011	15.960		Lap 10			
				29	1'51.613	16.688		99	1'49.856		
				44	1'52.338	17.328		61	1'50.136	0.410	
				62	1'51.980	18.876		6	1'50.520	1.123	
								12	1'50.770	1.135	
								92	1'50.923	12.384	
								40	1'50.923	12.384	
								28	1'51.235	12.423	

□ Lapped rider

DORNA DATA PROCESSING TIMING SERVICE DORNA DATA PROCESSING TIMING SERVICE DORNA DATA PROCESSING TIMING SERVICE DORNA DATA PROCESSING TIMING SERVICE DORNA DATA PROCESSING TIMING SERVICE DORNA DATA PROCESSING TIMING SERVICE DORNA DATA PROCESSING TIMING SERVICE DORNA DATA PROCESSESS



Num Lap Time Gap

92	1'51.125	12.814	7	1'50.170	3.525
11	1'50.995	12.931	83	1'51.623	17.221
66	1'51.027	14.052	40	1'51.592	17.279
43	1'51.481	18.721	28	1'51.452	17.316
19	1'51.432	18.845	92	1'51.426	17.468
5	1'51.559	25.034	30	1'51.706	17.703
29	1'51.803	25.647	11	1'51.585	17.856
3	1'51.867	25.820	66	1'52.183	19.667
44	1'52.080	30.029	43	1'51.852	24.832
88	1'51.284	32.592	19	1'51.753	24.905
62	1'51.966	34.735	5	1'51.421	30.642
31	1'55.643	4'30.965	3	1'52.517	33.471

Lap 13

61	1'50.128		61	1'49.652	
99	1'50.393	0.168	99	1'49.435	0.144
12	1'49.939	0.333	12	1'49.804	1.227
53	1'50.062	1.604	53	1'49.406	1.454
6	1'50.293	1.712	24	1'50.353	3.967
24	1'50.140	1.916	6	1'50.524	3.988
7	1'50.212	2.285	7	1'50.317	4.190
83	1'51.389	13.389	40	1'51.734	19.361
40	1'51.450	13.609	28	1'51.718	19.382
30	1'51.672	13.727	83	1'52.115	19.684
92	1'51.270	13.859	92	1'51.956	19.772
28	1'51.699	13.897	11	1'51.711	19.915
11	1'51.383	14.089	30	1'52.040	20.091
66	1'51.217	15.044	66	1'52.823	22.838
43	1'51.792	20.288	19	1'51.669	26.922
19	1'51.861	20.481	43	1'51.757	26.937
5	1'51.586	26.395	5	1'51.808	32.798
3	1'51.547	27.142	3	1'53.217	37.036
29	1'51.778	27.200	29	1'53.218	37.078
44	1'52.557	32.361	88	1'52.234	39.329
88	1'51.006	33.373	44	1'53.971	42.847
62	1'52.357	36.867	62	1'53.263	46.934
31	1'55.991	4'36.731			

Lap 14

61	1'49.407		61	1'49.432	
99	1'49.394	0.155	99	1'49.638	0.361
12	1'49.715	0.641	12	1'49.866	1.075
53	1'49.357	1.554	53	1'49.578	1.700
6	1'49.888	2.193	6	1'50.355	3.116
24	1'49.915	2.424	24	1'50.274	3.266
7	1'49.909	2.787			
83	1'51.048	15.030			
40	1'50.917	15.119			
28	1'50.806	15.296			
30	1'51.109	15.429			
92	1'51.022	15.474			
11	1'51.021	15.703			
66	1'51.279	16.916			
43	1'51.531	22.412			
19	1'51.510	22.584			
5	1'51.665	28.653			
29	1'52.406	30.199			
3	1'52.651	30.386			
88	1'51.042	35.008			
44	1'52.621	35.575			
62	1'52.592	40.052			
31	1'55.893	4'43.217			

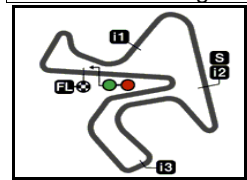
Lap 15

61	1'49.432		61	1'49.432	
99	1'49.638	0.361	99	1'49.638	0.361
12	1'49.866	1.075	12	1'49.866	1.075
53	1'49.578	1.700	53	1'49.578	1.700
6	1'50.355	3.116	6	1'50.355	3.116
24	1'50.274	3.266	24	1'50.274	3.266

Lapped rider

DORNA DATA PROCESSING TIMING SERVICE DORNA DATA PROCESSING TIMING SERVICE DORNA DATA PROCESSING TIMING SERVICE DORNA DATA PROCESSING TIMING SERVICE DORNA DATA PROCESSING TIMING SERVICE DORNA DATA PROCESSING TIMING SERVICE DORNA DATA PROCESSING TIMING SERVICE DORNA DATA PROCESSING TIMING SERVICE DORNA DATA PROCESSING TIMING SERVICE DORNA DATA PROCCCESSS





4423 m.

GRAN PREMIO RED BULL DE ESPAÑA

Official Starting Grid

RookiesCup

Race : 16 laps = 70.768 km



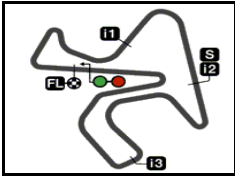
1	1 1'49.009 99 Carlos TATAY KTM	2 1'49.141 61 Can ÖNCÜ KTM	3 1'49.493 6 Ryusei YAMANAKA KTM
2	4 1'49.555 53 Deniz ÖNCÜ KTM	5 1'49.737 22 Preetu PAAVILAINEN KTM	6 1'49.914 12 Filip SALAC KTM
3	7 1'50.168 88 Matteo PATACCA KTM	8 1'50.175 11 Dan JONES KTM	9 1'50.380 92 Yuki KUNII KTM
4	10 1'50.474 83 Meikon KAWAKAMI KTM	11 1'50.516 24 Xavier ARTIGAS KTM	12 1'50.535 40 Sean KELLY KTM
5	13 1'50.536 28 Adrian CARRASCO KTM	14 1'50.564 3 Pasquale ALFANO KTM	15 1'50.570 29 Billy VAN EERDE KTM
6	16 1'50.582 19 Sasha DE VITS KTM	17 1'50.587 30 Max COOK KTM	18 1'50.613 7 Barry BALTUS KTM
7	19 1'50.744 43 Steward GARCIA KTM	20 1'50.789 31 Gerry SALIM KTM	21 1'50.822 5 Simon JESPERSEN KTM
8	22 1'51.011 66 Adrian HUERTAS KTM	23 1'51.278 62 Aidan LIEBENBERG KTM	24 1'52.484 44 Nicolas HERNANDEZ KTM

The results are provisional until the end of the limit for protest and appeals and until the ratification of the Event Management Committee.

Time limit for protest expires 60' at the latest after publication of the results - Mr. Time:

DORNA DATA PROCESSING TIMING SERVICE DORNA DATA PROCESSING TIMING SERVICE DORNA DATA PROCESSING TIMING SERVICE DORNA DATA PROCESSING TIMING SERVICE DORNA DATA PROCESSING TIMING SERVICE DORNA DATA PROCESSING TIMING SERVICE DORNA DATA PROCESSING TIMING SERVICE DORNA DATA PROCESSING TIMING SERVICE DORNA DATA PROCCESSES






4423 m.

GRAN PREMIO RED BULL DE ESPAÑA

Race Nr.1

Fastest Laps Sequence

Lap	Race Time		Rider	Nation	Motorcycle	Time	Km/h	Riders's Lap
2	3'47.323		61 Can ÖNCÜ	TUR	KTM	1'49.769	145.0	2
3	5'37.349		99 Carlos TATAY	SPA	KTM	1'49.737	145.0	3
3	5'37.588		12 Filip SALAC	CZE	KTM	1'49.496	145.4	3
14	25'45.846		61 Can ÖNCÜ	TUR	KTM	1'49.407	145.5	14
14	25'46.001		99 Carlos TATAY	SPA	KTM	1'49.394	145.5	14
14	25'47.400		53 Deniz ÖNCÜ	TUR	KTM	1'49.357	145.6	14