TT Circuit Assen

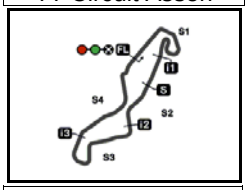

4542 m.

Results and timing service provided by TISSOT

RookiesCup

MOTUL TT ASSEN
Free Practice Nr. 1
Classification

3

		Rider	Nation	Team	Motorcycle	Time	Lap	Total	Gap		Top Speed
1	61	**Can ÖNCÜ**	TUR	Red Bull MotoGP Rookies Cup	KTM	**1'46.648**	15	16			**208.8**
2	66	**Adrian HUERTAS**	SPA	Red Bull MotoGP Rookies Cup	KTM	**1'47.631**	15	15	0.983	0.983	**209.6**
3	5	**Simon JESPERSEN**	DEN	Red Bull MotoGP Rookies Cup	KTM	**1'47.657**	15	16	1.009	0.026	**206.3**
4	40	**Sean KELLY**	USA	Red Bull MotoGP Rookies Cup	KTM	**1'47.806**	15	15	1.158	0.149	**211.9**
5	22	**Peetu PAAVILAINEN**	FIN	Red Bull MotoGP Rookies Cup	KTM	**1'47.852**	16	17	1.204	0.046	**210.7**
6	6	**Ryusei YAMANAKA**	JPN	Red Bull MotoGP Rookies Cup	KTM	**1'47.912**	15	16	1.264	0.060	**209.2**
7	12	**Filip SALAC**	CZE	Red Bull MotoGP Rookies Cup	KTM	**1'47.953**	16	16	1.305	0.041	**209.4**
8	19	**Sasha DE VITS**	BEL	Red Bull MotoGP Rookies Cup	KTM	**1'48.002**	16	17	1.354	0.049	**208.9**
9	53	**Deniz ÖNCÜ**	TUR	Red Bull MotoGP Rookies Cup	KTM	**1'48.043**	11	15	1.395	0.041	**209.3**
10	30	**Max COOK**	GBR	Red Bull MotoGP Rookies Cup	KTM	**1'48.060**	16	17	1.412	0.017	**212.9**
11	28	**Adrian CARRASCO**	SPA	Red Bull MotoGP Rookies Cup	KTM	**1'48.115**	7	17	1.467	0.055	**212.1**
12	24	**Xavier ARTIGAS**	SPA	Red Bull MotoGP Rookies Cup	KTM	**1'48.157**	11	17	1.509	0.042	**209.8**
13	31	**Gerry SALIM**	INA	Red Bull MotoGP Rookies Cup	KTM	**1'48.196**	16	16	1.548	0.039	**207.3**
14	11	**Dan JONES**	GBR	Red Bull MotoGP Rookies Cup	KTM	**1'48.296**	10	16	1.648	0.100	**211.8**
15	29	**Billy VAN EERDE**	AUS	Red Bull MotoGP Rookies Cup	KTM	**1'48.374**	16	17	1.726	0.078	**205.5**
16	99	**Carlos TATAY**	SPA	Red Bull MotoGP Rookies Cup	KTM	**1'48.382**	15	17	1.734	0.008	**206.6**
17	7	**Barry BALTUS**	BEL	Red Bull MotoGP Rookies Cup	KTM	**1'48.723**	17	17	2.075	0.341	**206.0**
18	83	**Meikon KAWAKAMI**	BRA	Red Bull MotoGP Rookies Cup	KTM	**1'48.774**	9	15	2.126	0.051	**205.3**
19	43	**Steward GARCIA**	COL	Red Bull MotoGP Rookies Cup	KTM	**1'48.872**	6	13	2.224	0.098	**215.4**
20	3	**Pasquale ALFANO**	ITA	Red Bull MotoGP Rookies Cup	KTM	**1'49.297**	9	16	2.649	0.425	**208.7**
21	62	**Aidan LIEBENBERG**	RSA	Red Bull MotoGP Rookies Cup	KTM	**1'49.478**	15	16	2.830	0.181	**204.7**
22	44	**Nicolas HERNANDEZ**	COL	Red Bull MotoGP Rookies Cup	KTM	**1'50.021**	15	16	3.373	0.543	**208.5**

Practice condition: **Dry**
Air: 25°
Humidity: 49%
Ground: 39°

Fastest Lap:	Lap: 15	**Can ÖNCÜ**	**1'46.648**	153.3 Km/h
Circuit Record Lap:	2015	**Fabio DI GIANNANTONIO**	**1'45.094**	155.5 Km/h
Circuit Best Lap:	2015	**Fabio DI GIANNANTONIO**	**1'45.094**	155.5 Km/h

The results are provisional until the end of the limit for protest and appeals.

Time limit for protest expires 30' after publication of the results - ..... Time: .....

DORNA DATA PROCESSING .TIMING SERVICE DORNA DATA PROCESSING TIMING SERVICE DORNA DATA PROCESSING TIMING SERVICE DORNA DATA PROCESSING TIMING SERVICE DORNA DATA PROCESSING TIMING SERVICE DORNA DATA PROCESSING TIMING SERVICE DORNA DATA PROCESSING TIMING SERVICE DORNA DATA PROCCEESSS

Assen, Friday, June 29, 2018

TT Circuit Assen

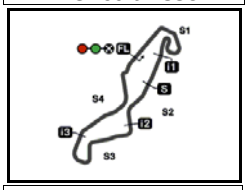

4542 m.

Results and timing service provided by TISSOT

RookiesCup

MOTUL TT ASSEN

Free Practice Nr. 1

Top Speed & Average

4

	Rider	Nation	Motorcycle	Top 5 speeds					Average	Top
43	**Steward GARCIA**	**COL**	KTM	215.4	210.5	208.2	208.0	207.1	209.8	**215.4**
30	**Max COOK**	**GBR**	KTM	212.9	211.5	210.1	209.9	209.7	210.8	**212.9**
28	**Adrian CARRASCO**	**SPA**	KTM	212.1	208.4	207.8	207.5	207.1	208.6	**212.1**
40	**Sean KELLY**	**USA**	KTM	211.9	210.2	208.2	208.0	207.3	209.1	**211.9**
11	**Dan JONES**	**GBR**	KTM	211.8	209.1	207.0	206.8	206.8	208.3	**211.8**
22	**Peetu PAAVILAINEN**	**FIN**	KTM	210.7	209.6	209.6	209.4	207.1	209.3	**210.7**
24	**Xavier ARTIGAS**	**SPA**	KTM	209.8	208.8	208.6	208.4	208.3	208.8	**209.8**
66	**Adrian HUERTAS**	**SPA**	KTM	209.6	208.0	207.5	207.2	207.0	207.9	**209.6**
12	**Filip SALAC**	**CZE**	KTM	209.4	207.7	207.6	206.6	206.0	207.5	**209.4**
53	**Deniz ÖNCÜ**	**TUR**	KTM	209.3	207.8	207.8	206.9	206.4	207.6	**209.3**
6	**Ryusei YAMANAKA**	**JPN**	KTM	209.2	209.2	206.9	206.3	205.9	207.5	**209.2**
19	**Sasha DE VITS**	**BEL**	KTM	208.9	208.7	205.6	204.5	204.3	205.8	**208.9**
61	**Can ÖNCÜ**	**TUR**	KTM	208.8	205.3	204.5	204.4	204.2	205.4	**208.8**
3	**Pasquale ALFANO**	**ITA**	KTM	208.7	207.6	207.2	206.8	206.5	207.4	**208.7**
44	**Nicolas HERNANDEZ**	**COL**	KTM	208.5	208.4	206.7	205.6	205.4	206.9	**208.5**
31	**Gerry SALIM**	**INA**	KTM	207.3	206.5	205.5	204.6	203.4	205.5	**207.3**
99	**Carlos TATAY**	**SPA**	KTM	206.6	206.4	205.8	205.1	205.0	205.7	**206.6**
5	**Simon JESPERSEN**	**DEN**	KTM	206.3	205.6	205.4	205.2	204.8	205.5	**206.3**
7	**Barry BALTUS**	**BEL**	KTM	206.0	205.9	203.7	203.6	203.5	204.5	**206.0**
29	**Billy VAN EERDE**	**AUS**	KTM	205.5	205.2	205.1	204.4	204.4	204.9	**205.5**
83	**Meikon KAWAKAMI**	**BRA**	KTM	205.3	204.3	203.4	202.5	201.5	203.4	**205.3**
62	**Aidan LIEBENBERG**	**RSA**	KTM	204.7	203.4	203.2	202.3	201.7	203.1	**204.7**

DORNA DATA PROCESSING ,TIMING SERVICE DORNA DATA PROCESSING TIMING SERVICE DORNA DATA PROCESSING TIMING SERVICE DORNA DATA PROCESSING TIMING SERVICE DORNA DATA PROCESSING TIMING SERVICE DORNA DATA PROCESSING TIMING SERVICE DORNA DATA PROCESSING TIMING SERVICE DORNA DATA PROCCEESSS

Assen, Friday, June 29, 2018

TT Circuit Assen

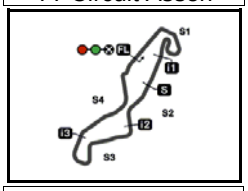

4542 m.

Results and timing service provided by TISSOT

RookiesCup

MOTUL TT ASSEN

Free Practice Nr. 1

Chronological Analysis of Performances

5

** Lap / Sector time cancelled*
P *Crossing the finish line in pit lane*
T1 *Time from finish line to 1st intermediate*
T2 *Time from 1st intermed. to 2nd intermed.*
T3 *Time from 2nd intermed. to 3rd intermed.*
T4 *Time from 3rd intermediate to finish line*

1st 61 Can ÖNCÜ — Red Bull MotoGP Roo TUR

Runs=2 Total laps=16 Full laps=13

Lap	Lap Time		T1	T2	T3	T4	Speed
1	2'51.430		36.409	18.932	32.660	27.084	200.7
2	**1'51.757**		36.573	17.799	31.345	26.040	204.1
3	**1'49.830**		35.694	17.627	30.900	25.609	203.9
4	**1'49.180**		35.626	17.364	30.687	25.503	204.2
5	**1'48.706**		35.516	17.257	30.416	25.517	204.0
6	**1'48.265**		35.432	17.302	30.201	25.330	201.9
7	**1'47.680**		35.041	17.111	30.144	25.384	202.8
8	**1'48.515**		35.177	17.745	30.437	25.156	198.7
9	**1'48.048**		35.488	17.101	30.174	25.285	204.4
10	**1'47.580**		35.141	17.093	30.235	25.111	202.6
11	**1'47.549**		35.144	17.058	30.156	25.191	202.3
12	**1'52.556**		39.672	17.254	30.400	25.230	205.3
13	1'56.907	P	38.162	17.309	30.105	31.331	201.0
14	3'02.821		39.044	17.199	30.198	25.186	201.6
15	**1'46.648**		34.802	16.844	30.081	24.921	204.5
16	**1'47.293**		34.984	16.708	30.640	24.961	208.8

2nd 66 Adrian HUERTAS — Red Bull MotoGP Roo SPA

Runs=3 Total laps=15 Full laps=9

Lap	Lap Time		T1	T2	T3	T4	Speed
1	2'10.059		34.742	18.579	33.452	26.688	208.0
2	**1'50.875**		36.223	17.548	31.251	25.853	207.2
3	1'49.099	*	35.648	17.262	30.727	25.462*	207.5
4	**1'49.004**		35.42*	17.307	30.866	25.405	209.6
5	**1'48.873**		35.439	17.204	30.590	25.640	206.8
6	**1'52.348**		35.971	18.083	32.771	25.523	201.7
7	1'55.799	P	35.321	17.090	30.574	32.814	207.0
8	2'54.766		32.203	17.208	30.485	25.379	205.0
9	**1'48.087**		35.191	17.077	30.532	25.287	206.6
10	**1'48.022**		35.189	17.192	30.378	25.263	206.9
11	1'56.574	P	37.299	17.327	30.579	31.369	204.6
12	2'59.605	*	35.634	17.641	30.324	25.603*	195.1
13	**1'49.422**		35.219	17.209	31.717	25.277	204.1
14	**1'47.884**		35.245	17.095	30.341	25.203	204.8
15	**1'47.631**		35.082	17.020	30.291	25.238	206.3

3rd 5 Simon JESPERSEN — Red Bull MotoGP Roo DEN

Runs=2 Total laps=16 Full laps=13

Lap	Lap Time		T1	T2	T3	T4	Speed
1	2'07.108		35.168	18.239	32.145	26.335	203.6
2	**1'50.249**		36.294	17.671	30.772	25.512	204.8
3	**1'50.375**		36.147	17.544	30.709	25.975	206.3
4	**1'49.565**		35.605	17.429	30.641	25.890	205.4
5	**1'51.122**		36.667	17.489	30.542	26.424	202.8
6	1'55.246	P	35.669	17.806	30.590	31.181	205.6
7	3'51.225		32.462	17.506	30.541	25.815	201.9
8	**1'48.423**		35.333	17.228	30.313	25.549	203.8
9	**1'48.456**		35.170	17.231	30.266	25.789	203.2
10	**1'48.412**		35.159	17.321	30.453	25.479	200.3
11	**1'47.963**		35.057	17.224	30.209	25.473	202.3
12	**1'49.488**		35.024	17.237	31.037	26.190	203.3
13	**1'48.978**		35.360	17.480	30.397	25.741	201.0
14	**1'48.397**		35.238	17.315	30.344	25.500	201.8
15	**1'47.657**		35.141	17.085	30.155	25.276	203.9
16	**1'48.064**		35.208	17.145	30.099	25.612	205.2

4th 40 Sean KELLY — Red Bull MotoGP Roo USA

Runs=2 Total laps=15 Full laps=11

Lap	Lap Time		T1	T2	T3	T4	Speed
1	2'12.388		36.718	18.719	32.440	26.552	200.6
2	**1'52.532**		37.062	17.642	31.547	26.281	211.9
3	**1'50.047**		36.105	17.436	30.800	25.706	210.2
4	**1'49.930**		35.845	17.407	30.777	25.901	207.3
5	**1'53.199**		36.825	17.445	31.542	27.387	206.5
6	**1'49.020**		35.671	17.429	30.535	25.385	205.2
7	**1'48.690**		35.586	17.363	30.328	25.413	203.8
8	**1'50.236**		35.598	17.516	31.337	25.785	203.5
9	**1'48.808**		35.289	17.178	30.522	25.819	208.2
10	**1'48.484**		35.466	17.215	30.327	25.476	206.3
11	1'55.738	P	35.652	17.097	30.754	32.235	208.0
12	4'04.448		36.421	17.668	30.737	25.668	202.0
13	1'48.742	*	35.432	17.311	30.341*	25.658	204.3
14	**1'48.410**		35.490	17.352	30.323	25.245	201.8
15	**1'47.806**		35.266	17.133	30.261	25.146	205.6

5th 22 Peetu PAAVILAINE — Red Bull MotoGP Roo FIN

Runs=1 Total laps=17 Full laps=14

Lap	Lap Time		T1	T2	T3	T4	Speed
1	2'11.829		36.747	18.496	32.311	26.648	203.0
2	**1'53.101**		37.187	17.716	31.763	26.435	207.0
3	**1'50.612**		36.474	17.362	30.952	25.824	209.6
4	**1'50.172**		35.826	17.346	30.698	26.302	209.6
5	1'51.112	*	36.367	17.394	31.279	26.072*	210.7
6	**1'48.892**		35.52*	17.273	30.498	25.594	205.8
7	**1'49.538**		35.622	17.528	30.533	25.855	200.4
8	**1'49.127**		35.384	17.358	30.875	25.510	206.2
9	**1'49.756**		35.643	17.281	31.187	25.645	204.3
10	**1'49.043**		35.563	17.452	30.422	25.606	204.6
11	1'48.823	*	35.325	17.212	30.481	25.805*	204.7
12	**1'48.868**		35.25*	17.444	30.458	25.714	205.2
13	**1'50.366**		36.213	17.221	31.397	25.535	204.2
14	**1'48.126**		35.306	17.244	30.567	25.009	201.7
15	**1'48.270**		35.457	17.134	30.540	25.139	206.3
16	**1'47.852**		35.231	16.980	30.290	25.351	209.4

Fastest Lap: Can ÖNCÜ — Red Bull MotoGP Roo TUR — **1'46.648** — 34.802 — 16.844 — 30.081 — 24.921

DORNA DATA PROCESSING TIMING SERVICE DORNA DATA PROCESSING TIMING SERVICE DORNA DATA PROCESSING TIMING SERVICE DORNA DATA PROCESSING TIMING SERVICE DORNA DATA PROCESSING TIMING SERVICE DORNA DATA PROCESSING TIMING SERVICE DORNA DATA PROCESSING TIMING SERVICE DORNA DATA PROCCEESSS

Assen, Friday, June 29, 2018

Lap	Lap Time	T1	T2	T3	T4	Speed
17	1'48.411	35.548	17.093	30.442	25.328	207.1

6th 6 Ryusei YAMANAKA Red Bull MotoGP Roo JPN

Runs=2 Total laps=16 Full laps=13

Lap	Lap Time	T1	T2	T3	T4	Speed
1	2'11.385	36.213	18.442	31.768	27.746	200.7
2	1'52.924	36.700	18.036	31.659	26.529	201.5
3	1'50.043	35.545	17.653	30.859	25.986	205.1
4	1'51.140	35.610	17.614	31.040	26.876	203.6
5	1'53.527	36.004	17.378	34.255	25.890	209.2
6	1'48.814	35.739	17.385	30.556	25.134	205.2
7	1'48.305	35.222	17.206	30.201	25.676	205.9
8	1'49.489	35.252	17.373	31.389	25.475	203.8
9	1'48.367	35.040	17.161	30.785	25.381	206.3
10	1'58.888 P	35.308	17.386	30.577	35.617	203.3
11	3'08.482	35.360	17.519	30.810	26.265	201.9
12	1'50.088	35.766	17.498	30.861	25.963	200.9
13	1'48.661	35.238	17.395	30.431	25.597	202.4
14	2'07.396	38.582	26.997	34.607	27.210	139.9
15	1'47.912	35.014	17.081	30.348	25.469	209.2
16	1'48.441	35.424	17.222	30.382	25.413	206.9

7th 12 Filip SALAC Red Bull MotoGP Roo CZE

Runs=2 Total laps=16 Full laps=13

Lap	Lap Time	T1	T2	T3	T4	Speed
1	2'11.362	36.365	18.045	32.247	27.051	203.6
2	1'53.812	36.804	17.710	33.115	26.183	206.6
3	1'50.142	36.514	17.590	30.840	25.198	207.6
4	1'49.633	35.860	17.237	30.642	25.894	207.7
5	1'50.665	35.881	17.624	31.215	25.945	202.5
6	1'49.734	35.490	17.555	31.258	25.431	202.8
7	1'49.493	35.523	17.460	30.939	25.571	202.6
8	1'57.193 P	35.409	17.759	32.592	31.433	202.8
9	3'27.511	35.223	18.086	31.453	31.210	194.8
10	1'49.796	35.573	17.412	31.108	25.703	202.7
11	1'49.218	35.421	17.456	30.710	25.631	203.1
12	1'50.606	35.677	17.675	31.304	25.950	200.7
13	1'48.109	35.277	17.217	30.458	25.157	206.0
14	1'52.465	36.933	17.708	31.325	26.499	201.0
15	1'48.191	35.135	17.201	30.800	25.055	205.5
16	1'47.953	35.150	17.107	30.477	25.219	209.4

8th 19 Sasha DE VITS Red Bull MotoGP Roo BEL

Runs=1 Total laps=17 Full laps=16

Lap	Lap Time	T1	T2	T3	T4	Speed
1	2'05.844	35.567	18.308	32.587	26.555	202.4
2	1'51.281	37.194	17.484	30.916	25.687	203.3
3	1'50.288	36.192	17.369	30.990	25.737	204.3
4	1'49.728	35.820	17.292	30.825	25.791	204.5
5	1'50.232	35.967	17.464	30.960	25.841	202.2
6	1'50.747	36.414	17.995	30.652	25.686	202.7
7	1'50.941	37.032	17.494	30.822	25.593	202.0
8	1'49.364	35.717	17.292	30.821	25.534	203.5
9	1'56.213	37.447	20.229	32.873	25.664	153.6
10	1'49.082	35.877	17.225	30.479	25.501	208.7
11	1'48.140	35.428	17.042	30.413	25.257	208.9
12	1'48.496	35.298	17.432	30.444	25.322	204.3
13	1'48.642	35.492	17.357	30.347	25.446	205.6
14	1'48.821	35.330	17.457	30.564	25.470	203.5
15	1'48.693	36.051	17.305	30.220	25.117	202.5
16	1'48.002	35.215	17.122	30.297	25.368	204.3
17	1'49.565	36.304	17.483	30.485	25.293	203.4

9th 53 Deniz ÖNCÜ Red Bull MotoGP Roo TUR

Runs=2 Total laps=15 Full laps=12

Lap	Lap Time	T1	T2	T3	T4	Speed
1	2'52.886	35.989	18.566	31.855	26.893	203.1
2	1'51.285	36.644	17.753	30.905	25.983	205.7
3	1'49.200	35.813	17.298	30.283	25.806	206.9
4	1'48.717	35.719	17.286	30.469	25.243	207.8
5	1'49.086	35.230	17.460	30.786	25.610	202.8
6	1'48.818	35.425	17.421	30.764	25.208	205.5
7	1'48.310	35.129	17.090	30.724	25.367	206.2
8	1'48.517	35.556	17.354	30.417	25.190	206.3
9	1'48.728	35.087	17.197	31.105	25.339	209.3
10	1'48.247	35.391	17.193	30.499	25.164	206.4
11	1'48.043	35.132	17.296	30.426	25.189	205.7
12	1'49.565	36.198	17.283	30.656	25.428	205.1
13	1'57.752 P	39.947	17.311	30.485	30.009	206.3
14	3'32.816	34.246	20.440	30.640	25.111	149.3
15	1'48.602	35.264	17.250	30.783	25.305	207.8

10th 30 Max COOK Red Bull MotoGP Roo GBR

Runs=1 Total laps=17 Full laps=16

Lap	Lap Time	T1	T2	T3	T4	Speed
1	2'13.054	37.656	18.636	33.079	26.803	203.2
2	1'52.329	36.677	17.808	31.627	26.217	212.9
3	1'50.601	36.478	17.523	31.046	25.554	209.9
4	1'49.947	35.864	17.339	30.925	25.819	211.5
5	1'50.204	36.005	17.339	31.144	25.716	207.0
6	1'49.978	35.779	17.444	31.041	25.714	203.9
7	1'50.017	35.748	17.280	30.578	26.411	206.6
8	1'50.327	35.659	17.374	31.182	26.112	209.0
9	1'48.745	35.479	17.240	30.673	25.353	207.4
10	1'48.461	35.414	17.079	30.296	25.672	210.1
11	1'48.902	35.594	17.055	30.655	25.598	209.7
12	1'48.068	35.273	17.127	30.372	25.296	205.8
13	1'48.754	35.300	17.292	30.455	25.707	205.8
14	1'48.703	35.177	17.214	30.407	25.905	207.1
15	1'48.657	35.435	17.255	30.480	25.487	201.7
16	1'48.060	35.146	17.114	30.259	25.541	206.5
17	1'49.214	35.811	17.274	30.629	25.500	203.8

11th 28 Adrian CARRASCO Red Bull MotoGP Roo SPA

Runs=1 Total laps=17 Full laps=16

Lap	Lap Time	T1	T2	T3	T4	Speed
1	2'12.759	35.261	18.534	31.656	26.269	204.3
2	1'51.687	36.536	17.667	30.933	26.551	207.5
3	1'49.875	35.925	17.450	30.620	25.880	207.1
4	1'54.931	35.653	17.739	30.658	30.881	203.1
5	1'50.501	36.619	17.507	30.749	25.626	203.2
6	1'48.346	35.257	17.294	30.303	25.492	207.0
7	1'48.115	35.202	17.339	30.187	25.387	212.1
8	1'49.632	35.509	17.227	31.065	25.831	207.8
9	1'48.748	35.211	17.203	30.695	25.639	206.3
10	1'48.454	35.246	17.163	30.377	25.668	208.4
11	1'48.288	35.038	17.354	30.332	25.564	204.0
12	1'48.972	35.304	17.763	30.555	25.350	202.3

Fastest Lap:	Can ÖNCÜ	Red Bull MotoGP Roo	TUR	1'46.648	34.802	16.844	30.081	24.921

DORNA DATA PROCESSING -TIMING SERVICE DORNA DATA PROCESSING TIMING SERVICE DORNA DATA PROCESSING TIMING SERVICE DORNA DATA PROCESSING TIMING SERVICE DORNA DATA PROCESSING TIMING SERVICE DORNA DATA PROCESSING TIMING SERVICE DORNA DATA PROCESSING TIMING SERVICE DORNA DATA PROCCEESSS

Lap	Lap Time	T1	T2	T3	T4	Speed
13	1'48.513	35.247	17.451	30.370	25.445	203.2
14	1'48.394	35.039	17.381	30.435	25.539	204.7
15	1'48.704	35.311	17.434	30.450	25.509	202.1
16	1'48.764	35.096	17.451	30.534	25.683	203.4
17	1'51.870	36.707	19.537	30.384	25.242	167.4

12th 24 Xavier ARTIGAS — Red Bull MotoGP Roo SPA

Runs=1 Total laps=17 Full laps=16

1	2'11.515	34.991	18.042	32.045	27.083	203.8
2	1'53.053	36.899	17.831	31.861	26.462	209.8
3	1'49.931	36.015	17.474	30.516	25.926	208.6
4	1'50.422	35.701	17.704	30.748	26.269	205.0
5	1'50.766	36.304	17.412	31.338	25.712	205.9
6	1'50.128	35.666	17.453	30.953	26.056	205.9
7	1'49.193	35.586	17.333	30.563	25.711	203.5
8	1'49.050	35.381	17.318	30.590	25.761	206.3
9	1'50.452	36.525	17.523	30.713	25.691	203.8
10	1'48.954	35.382	17.308	30.442	25.822	208.3
11	1'48.157	35.376	17.037	30.370	25.374	208.4
12	1'48.191	35.100	17.267	30.432	25.392	205.0
13	1'48.510	35.201	17.201	30.407	25.701	204.6
14	1'49.391	35.396	17.457	30.757	25.781	202.8
15	1'48.339	35.381	17.117	30.378	25.463	206.2
16	1'49.541	36.150	17.216	30.929	25.246	205.0
17	1'49.067	35.767	17.110	30.555	25.635	208.8

13th 31 Gerry SALIM — Red Bull MotoGP Roo INA

Runs=3 Total laps=16 Full laps=11

1	2'14.031	38.264	19.532	32.735	26.866	194.4
2	1'52.873	36.651	17.976	31.684	26.562	207.3
3	1'50.980	36.153	17.685	31.438	25.704	206.5
4	1'53.235	36.096	17.662	31.742	27.735	205.5
5	2'04.303 P	36.278	17.697	31.572	38.756	202.7
6	2'50.640	37.833	17.966	31.519	26.005	200.0
7	1'51.089	36.133	17.653	31.223	26.080	201.6
8	1'49.943	35.906	17.559	30.762	25.716	201.6
9	1'55.063	37.455	18.557	32.216	26.835	200.3
10	2'00.694 P	36.772	18.291	31.764	33.867	197.8
11	2'12.674	37.085	17.731	31.931	26.409	202.7
12	1'50.082	35.857	17.439	31.151	25.635	203.4
13	1'51.798	35.884	18.040	31.957	25.917	198.0
14	1'49.622	35.611	17.445	30.853	25.713	202.9
15	1'48.536	35.432	17.321	30.395	25.388	203.1
16	1'48.196	35.331	17.171	30.467	25.227	204.6

14th 11 Dan JONES — Red Bull MotoGP Roo GBR

Runs=2 Total laps=16 Full laps=13

1	2'15.400	35.315	18.004	32.175	26.570	203.1
2	1'51.124	36.423	17.302	31.107	26.292	207.0
3	1'49.367	35.857	17.049	30.898	25.563	209.1
4	1'49.404	35.735	17.203	30.800	25.666	211.8
5	1'54.955	36.117	17.261	34.714	26.863	206.8
6	1'48.528	35.461	17.299	30.531	25.237	205.5
7	1'48.479	35.309	17.196	30.316	25.658	205.7
8	1'50.571	35.365	17.081	31.785	26.340	206.8
9	1'48.562	35.355	17.067	30.476	25.664	206.5
10	1'48.296	35.362	17.133	30.418	25.383	205.9
11	1'55.010 P	35.290	17.199	31.354	31.167	205.8
12	3'18.318	33.725	18.044	31.130	25.729	201.1
13	1'49.009	35.404	17.432	30.585	25.588	200.9
14	1'48.339	35.096	17.291	30.396	25.556	202.7
15	1'48.305	35.117	17.281	30.311	25.596	202.4
16	1'54.606	37.676	20.978	30.370	25.582	136.2

15th 29 Billy VAN EERDE — Red Bull MotoGP Roo AUS

Runs=1 Total laps=17 Full laps=16

1	2'16.690	36.324	19.092	33.010	27.691	200.9
2	1'54.160	37.547	17.959	31.927	26.727	205.5
3	1'52.799	37.410	17.957	31.214	26.218	204.4
4	1'54.563	37.366	19.693	31.241	26.263	186.1
5	1'51.735	36.342	17.966	31.054	26.373	200.5
6	1'50.910	36.222	17.854	30.877	25.957	201.7
7	1'49.809	35.720	17.609	30.546	25.934	203.4
8	1'49.863	35.936	17.640	30.515	25.772	203.3
9	1'49.343	35.870	17.380	30.556	25.537	204.3
10	1'49.519	35.736	17.549	30.557	25.677	204.0
11	1'49.291	35.522	17.550	30.492	25.727	202.8
12	1'49.574	35.793	17.660	30.552	25.569	202.0
13	1'49.266	35.771	17.433	30.671	25.391	204.0
14	1'49.289	35.250	17.456	30.895	25.688	205.2
15	1'49.319	35.607	17.600	30.592	25.520	204.4
16	1'48.374	35.226	17.416	30.234	25.498	204.1
17	1'48.519	35.331	17.421	30.300	25.467	205.1

16th 99 Carlos TATAY — Red Bull MotoGP Roo SPA

Runs=1 Total laps=17 Full laps=16

1	2'04.933	35.206	18.370	32.540	26.583	201.0
2	1'51.300	36.608	17.528	31.071	26.093	205.0
3	1'50.422	35.793	17.565	31.078	25.986	205.8
4	1'50.368	35.828	17.604	31.009	25.927	205.1
5	1'50.857	36.365	17.353	30.868	26.271	206.6
6	1'49.970	35.981	17.550	30.596	25.843	202.7
7	1'49.166	35.473	17.318	30.571	25.804	203.6
8	1'49.846	35.589	17.270	30.735	26.252	204.6
9	1'49.809	35.760	17.357	30.729	25.963	204.1
10	1'49.262	35.326	17.361	30.601	25.974	205.0
11	1'49.439	35.507	17.383	30.667	25.882	203.1
12	1'48.981	35.395	17.348	30.593	25.645	203.9
13	1'48.960	35.374	17.240	30.673	25.673	203.5
14	1'48.454	35.257	17.244	30.573	25.380	203.4
15	1'48.382	35.100	17.199	30.471	25.612	204.3
16	1'48.574	35.340	17.362	30.367	25.505	202.3
17	1'48.847	35.401	17.219	30.579	25.648	206.4

17th 7 Barry BALTUS — Red Bull MotoGP Roo BEL

Runs=1 Total laps=17 Full laps=16

1	2'06.260	33.753	18.336	31.824	26.454	196.5
2	1'51.955	37.059	17.813	31.147	25.936	203.1
3	1'50.802	36.233	17.907	30.994	25.668	201.3
4	1'49.451	35.874	17.439	30.588	25.550	203.3
5	1'49.887	35.787	17.589	30.651	25.860	203.5
6	1'50.427	35.962	17.786	30.544	26.135	205.9

Fastest Lap:	Can ÖNCÜ	Red Bull MotoGP Roo	TUR	1'46.648	34.802	16.844	30.081	24.921

DORNA DATA PROCESSING ,TIMING SERVICE DORNA DATA PROCESSING TIMING SERVICE DORNA DATA PROCESSING TIMING SERVICE DORNA DATA PROCESSING TIMING SERVICE DORNA DATA PROCESSING TIMING SERVICE DORNA DATA PROCESSING TIMING SERVICE DORNA DATA PROCESSING TIMING SERVICE DORNA DATA PROCCEESSS

Lap	Lap Time	T1	T2	T3	T4	Speed
7	1'50.812	35.935	17.551	30.941	26.385	199.6
8	1'49.171	35.633	17.339	30.490	25.709	202.0
9	1'49.405	35.932	17.446	30.471	25.556	201.0
10	1'49.500	35.641	17.440	30.661	25.758	199.4
11	1'49.126	35.523	17.454	30.563	25.586	198.6
12	1'48.904	35.551	17.567	30.345	25.441	198.8
13	1'48.977	35.689	17.438	30.352	25.498	198.4
14	1'54.456	35.833	22.639	30.585	25.399	110.4
15	1'50.212	35.615	17.477	30.937	26.183	203.7
16	1'49.261	36.723	17.128	30.284	25.126	203.6
17	1'48.723	35.404	17.771	30.511	25.037	206.0

18th 83 Meikon KAWAKAMI Red Bull MotoGP Roo BRA

Runs=3 Total laps=15 Full laps=10

1	2'05.985	35.688	18.226	32.237	26.360	198.7
2	1'52.450	37.008	17.731	31.930	25.781	201.5
3	1'50.322	36.382	17.478	30.915	25.547	205.3
4	1'49.313	35.814	17.396	30.665	25.438	203.4
5	1'49.454	35.838	17.268	30.480	25.868	204.3
6	1'56.425 P	36.131	17.864	30.706	31.724	199.1
7	2'56.117	33.312	17.517	31.037	25.717	199.6
8	1'49.282	35.799	17.372	30.551	25.560	200.2
9	1'48.774	35.530	17.382	30.332	25.530	200.0
10	1'49.094	35.567	17.373	30.419	25.735	199.9
11	1'50.084	35.767	17.573	31.047	25.697	199.9
12	1'49.059	35.465	17.385	30.499	25.710	199.7
13	1'53.776 P	35.610	17.550	30.636	29.980	198.0
14	3'38.732	32.221	17.595	30.588	25.599	199.5
15	1'48.892	35.461	17.292	30.578	25.561	202.5

19th 43 Steward GARCIA Red Bull MotoGP Roo COL

Runs=2 Total laps=13 Full laps=10

1	2'12.838	37.089	18.804	32.380	26.767	205.5
2	1'52.282	36.768	17.785	31.341	26.388	215.4
3	1'51.555	36.558	17.701	31.631	25.665	206.2
4	1'50.014	35.760	17.284	30.975	25.995	210.5
5	1'50.567	35.815	17.349	31.231	26.172	208.2
6	1'48.872	35.508	17.216	30.631	25.517	208.0
7	1'49.459	35.590	17.336	30.533	26.000	205.8
8	1'56.486 P	35.470	17.155	30.932	32.929	207.1
9	7'50.846	36.949	17.653	31.260	26.386	203.5
10	1'50.042	35.772	17.410	30.796	26.064	205.6
11	1'49.220	35.298	17.325	30.699	25.898	205.6
12	1'49.615	35.545	17.419	30.838	25.813	204.2
13	1'50.067	35.574	17.181	31.185	26.127	205.9

20th 3 Pasquale ALFANO Red Bull MotoGP Roo ITA

Runs=1 Total laps=16 Full laps=15

1	2'11.217	36.645	18.994	33.452	27.787	202.9
2	1'53.023	36.492	18.099	31.891	26.541	205.6
3	1'50.972	36.606	17.750	31.019	25.597	207.6
4	1'51.041	35.975	17.861	31.005	26.200	206.8
5	1'51.140	36.361	17.451	31.289	26.039	206.3
6	1'49.884	35.683	17.418	30.846	25.937	205.9
7	1'49.876	35.890	17.693	30.685	25.608	208.7
8	1'49.801	35.864	17.480	30.745	25.712	206.5
9	1'49.297	35.629	17.494	30.621	25.553	204.8
10	1'49.994	35.887	17.333	30.793	25.981	207.2
11	1'56.316	36.107	17.841	35.138	27.230	202.1
12	1'58.805	35.781	17.667	36.942	28.415	205.3
13	1'50.848	35.834	17.751	31.273	25.990	202.6
14	1'50.230	35.491	17.697	30.860	26.182	201.6
15	1'50.078	35.662	17.772	30.732	25.912	201.5
16	1'57.849	35.813	18.463	36.798	26.775	202.5

21st 62 Aidan LIEBENBER Red Bull MotoGP Roo RSA

Runs=1 Total laps=16 Full laps=15

1	2'16.486	38.209	19.774	33.848	28.496	194.4
2	1'56.710	38.204	18.551	32.360	27.595	204.7
3	1'54.911	37.132	18.267	32.277	27.235	202.3
4	1'54.187	36.938	18.215	32.127	26.907	201.4
5	1'53.691	36.414	18.192	31.669	27.416	198.8
6	1'53.684	36.340	18.216	32.044	27.084	196.3
7	1'52.635	36.446	17.875	31.427	26.887	198.8
8	1'52.614	36.271	17.891	31.359	27.093	198.3
9	1'52.355	36.361	17.761	31.811	26.422	201.7
10	1'51.116	35.962	17.740	30.787	26.627	199.7
11	1'50.843	35.809	17.661	30.887	26.486	199.5
12	1'51.171	35.948	17.608	30.915	26.700	199.4
13	1'51.321	35.969	17.745	31.042	26.565	199.0
14	1'50.827	35.659	17.703	30.881	26.584	198.8
15	1'49.478	35.519	17.337	30.706	25.916	203.4
16	1'50.546	35.469	17.229	31.393	26.455	203.2

22nd 44 Nicolas HERNANDE Red Bull MotoGP Roo COL

Runs=2 Total laps=16 Full laps=13

1	2'11.042	37.146	19.217	33.918	27.943	197.1
2	1'55.802	38.159	18.372	32.462	26.809	208.5
3	1'52.183	36.538	17.655	31.795	26.195	208.4
4	1'52.612	36.532	17.480	31.848	26.752	206.7
5	1'52.517	36.344	17.738	31.473	26.962	205.0
6	1'52.382	36.605	17.734	31.640	26.403	202.0
7	1'52.002	36.304	17.570	31.582	26.546	202.8
8	1'51.911	36.056	17.608	31.671	26.576	202.8
9	1'59.114 P	36.400	17.323	31.140	34.251	205.6
10	3'22.034	34.976	17.857	31.740	26.309	202.2
11	1'52.311	36.437	17.759	31.634	26.481	203.0
12	1'52.458	36.739	17.900	31.289	26.530	203.0
13	1'51.592	35.962	17.833	31.552	26.245	203.0
14	1'50.064	35.832	17.421	30.910	25.901	205.0
15	1'50.021	35.636	17.519	30.935	25.931	204.9
16	1'50.473	35.917	17.432	30.986	26.138	205.4

Fastest Lap:	Can ÖNCÜ	Red Bull MotoGP Roo	TUR	1'46.648	34.802	16.844	30.081	24.921

DORNA DATA PROCESSING -TIMING SERVICE DORNA DATA PROCESSING TIMING SERVICE DORNA DATA PROCESSING TIMING SERVICE DORNA DATA PROCESSING TIMING SERVICE DORNA DATA PROCESSING TIMING SERVICE DORNA DATA PROCESSING TIMING SERVICE DORNA DATA PROCESSING TIMING SERVICE DORNA DATA PROCCEESSS

TT Circuit Assen

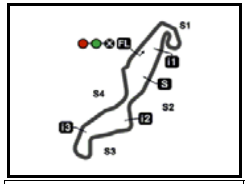

4542 m.

Results and timing service provided by TISSOT

RookiesCup

MOTUL TT ASSEN

Free Practice Nr. 1

Best Partial Times

IT *Ideal Lap Time, sum of the best partial times* ***BT*** *Best Lap Time*

T1			T2			T3			T4		
Pos	Rider	Time	Rider	Time		Rider	Time		Rider	Time	
1	C.ÖNCÜ	34.802	C.ÖNCÜ	16.708		C.ÖNCÜ	30.081		C.ÖNCÜ	24.921	
2	R.YAMANAKA	35.014	P.PAAVILAINEN	16.980		S.JESPERSEN	30.099		P.PAAVILAINEN	25.009	
3	S.JESPERSEN	35.024	A.HUERTAS	17.020		A.CARRASCO	30.187		B.BALTUS	25.037	
4	A.CARRASCO	35.038	X.ARTIGAS	17.037		R.YAMANAKA	30.201		F.SALAC	25.055	
5	A.HUERTAS	35.082	S.DE VITS	17.042		S.DE VITS	30.220		D.ÖNCÜ	25.111	
6	D.ÖNCÜ	35.087	D.JONES	17.049		B.VAN EERDE	30.234		S.DE VITS	25.117	
7	D.JONES	35.096	M.COOK	17.055		M.COOK	30.259		R.YAMANAKA	25.134	
8	X.ARTIGAS	35.100	R.YAMANAKA	17.081		S.KELLY	30.261		S.KELLY	25.146	
9	C.TATAY	35.100	S.JESPERSEN	17.085		D.ÖNCÜ	30.283		A.HUERTAS	25.203	
10	F.SALAC	35.135	D.ÖNCÜ	17.090		B.BALTUS	30.284		G.SALIM	25.227	
11	M.COOK	35.146	S.KELLY	17.097		P.PAAVILAINEN	30.290		D.JONES	25.237	
12	S.DE VITS	35.215	F.SALAC	17.107		A.HUERTAS	30.291		A.CARRASCO	25.242	
13	B.VAN EERDE	35.226	B.BALTUS	17.128		D.JONES	30.311		X.ARTIGAS	25.246	
14	P.PAAVILAINEN	35.231	S.GARCIA	17.155		M.KAWAKAMI	30.332		S.JESPERSEN	25.276	
15	S.KELLY	35.266	A.CARRASCO	17.163		C.TATAY	30.367		M.COOK	25.296	
16	S.GARCIA	35.298	G.SALIM	17.171		X.ARTIGAS	30.370		C.TATAY	25.380	
17	G.SALIM	35.331	C.TATAY	17.199		G.SALIM	30.395		B.VAN EERDE	25.391	
18	B.BALTUS	35.404	A.LIEBENBERG	17.229		F.SALAC	30.458		M.KAWAKAMI	25.438	
19	M.KAWAKAMI	35.461	M.KAWAKAMI	17.268		S.GARCIA	30.533		S.GARCIA	25.517	
20	A.LIEBENBERG	35.469	N.HERNANDEZ	17.323		P.ALFANO	30.621		P.ALFANO	25.553	
21	P.ALFANO	35.491	P.ALFANO	17.333		A.LIEBENBERG	30.706		N.HERNANDEZ	25.901	
22	N.HERNANDEZ	35.636	B.VAN EERDE	17.380		N.HERNANDEZ	30.910		A.LIEBENBERG	25.916	

Pos	Rider	IT	BT	
1	C.ÖNCÜ	1'46.512	1'46.648	(1)
2	R.YAMANAKA	1'47.430	1'47.912	(6)
3	S.JESPERSEN	1'47.484	1'47.657	(3)
4	P.PAAVILAINE	1'47.510	1'47.852	(5)
5	D.ÖNCÜ	1'47.571	1'48.043	(9)
6	S.DE VITS	1'47.594	1'48.002	(8)
7	A.HUERTAS	1'47.596	1'47.631	(2)
8	A.CARRASCO	1'47.630	1'48.115	(11)
9	D.JONES	1'47.693	1'48.296	(14)
10	X.ARTIGAS	1'47.753	1'48.157	(12)
11	F.SALAC	1'47.755	1'47.953	(7)
12	M.COOK	1'47.756	1'48.060	(10)
13	S.KELLY	1'47.770	1'47.806	(4)
14	B.BALTUS	1'47.853	1'48.723	(17)
15	C.TATAY	1'48.046	1'48.382	(16)
16	G.SALIM	1'48.124	1'48.196	(13)
17	B.VAN EERDE	1'48.231	1'48.374	(15)
18	M.KAWAKAMI	1'48.499	1'48.774	(18)
19	S.GARCIA	1'48.503	1'48.872	(19)
20	P.ALFANO	1'48.998	1'49.297	(20)
21	A.LIEBENBER	1'49.320	1'49.478	(21)
22	N.HERNANDE	1'49.770	1'50.021	(22)

DORNA DATA PROCESSING .TIMING SERVICE DORNA DATA PROCESSING TIMING SERVICE DORNA DATA PROCESSING TIMING SERVICE DORNA DATA PROCESSING TIMING SERVICE DORNA DATA PROCESSING TIMING SERVICE DORNA DATA PROCESSING TIMING SERVICE DORNA DATA PROCESSING TIMING SERVICE DORNA DATA PROCCEESSS

TT Circuit Assen

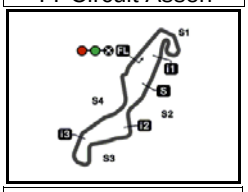

4542 m.

Results and timing service provided by TISSOT

RookiesCup

MOTUL TT ASSEN

Free Practice Nr. 1

Fastest Laps Sequence

Practice Time		Rider	Nation	Motorcycle	Time	Km/h	Rider's Lap
3'56.233	99	**Carlos TATAY**	SPA	KTM	**1'51.300**	146.9	2
3'57.125	19	**Sasha DE VITS**	BEL	KTM	**1'51.281**	146.9	2
3'57.357	5	**Simon JESPERSEN**	DEN	KTM	**1'50.249**	148.3	2
5'54.321	28	**Adrian CARRASCO**	SPA	KTM	**1'49.875**	148.8	3
5'55.891	11	**Dan JONES**	GBR	KTM	**1'49.367**	149.5	3
6'33.371	53	**Deniz ÖNCÜ**	TUR	KTM	**1'49.200**	149.7	3
7'39.037	66	**Adrian HUERTAS**	SPA	KTM	**1'49.004**	150.0	4
8'22.088	53	**Deniz ÖNCÜ**	TUR	KTM	**1'48.717**	150.4	4
10'10.903	61	**Can ÖNCÜ**	TUR	KTM	**1'48.706**	150.4	5
11'28.099	28	**Adrian CARRASCO**	SPA	KTM	**1'48.346**	150.9	6
11'59.168	61	**Can ÖNCÜ**	TUR	KTM	**1'48.265**	151.0	6
13'16.214	28	**Adrian CARRASCO**	SPA	KTM	**1'48.115**	151.2	7
13'46.848	61	**Can ÖNCÜ**	TUR	KTM	**1'47.680**	151.8	7
19'10.991	61	**Can ÖNCÜ**	TUR	KTM	**1'47.580**	151.9	10
20'58.540	61	**Can ÖNCÜ**	TUR	KTM	**1'47.549**	152.0	11
29'37.472	61	**Can ÖNCÜ**	TUR	KTM	**1'46.648**	153.3	15

DORNA DATA PROCESSING ,TIMING SERVICE DORNA DATA PROCESSING TIMING SERVICE DORNA DATA PROCESSING TIMING SERVICE DORNA DATA PROCESSING TIMING SERVICE DORNA DATA PROCESSING TIMING SERVICE DORNA DATA PROCESSING TIMING SERVICE DORNA DATA PROCESSING TIMING SERVICE DORNA DATA PROCCEESSS

Assen, Friday, June 29, 2018