TT Circuit Assen

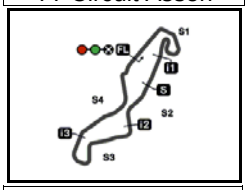

4542 m.

Results and timing service provided by TISSOT

RookiesCup

MOTUL TT ASSEN

Free Practice Nr. 2

Classification

9

		Rider	Nation	Team	Motorcycle	Time	Lap	Total	Gap		Top Speed
1	61	**Can ÖNCÜ**	TUR	Red Bull MotoGP Rookies Cup	KTM	**1'45.929**	10	17			**206.7**
2	6	**Ryusei YAMANAKA**	JPN	Red Bull MotoGP Rookies Cup	KTM	**1'46.208**	16	17	0.279	0.279	**207.7**
3	53	**Deniz ÖNCÜ**	TUR	Red Bull MotoGP Rookies Cup	KTM	**1'46.322**	13	17	0.393	0.114	**210.9**
4	29	**Billy VAN EERDE**	AUS	Red Bull MotoGP Rookies Cup	KTM	**1'46.526**	14	14	0.597	0.204	**210.5**
5	83	**Meikon KAWAKAMI**	BRA	Red Bull MotoGP Rookies Cup	KTM	**1'46.597**	17	17	0.668	0.071	**207.8**
6	30	**Max COOK**	GBR	Red Bull MotoGP Rookies Cup	KTM	**1'46.634**	15	16	0.705	0.037	**207.6**
7	24	**Xavier ARTIGAS**	SPA	Red Bull MotoGP Rookies Cup	KTM	**1'46.725**	17	17	0.796	0.091	**210.7**
8	5	**Simon JESPERSEN**	DEN	Red Bull MotoGP Rookies Cup	KTM	**1'46.875**	15	17	0.946	0.150	**211.5**
9	99	**Carlos TATAY**	SPA	Red Bull MotoGP Rookies Cup	KTM	**1'46.911**	17	17	0.982	0.036	**210.3**
10	19	**Sasha DE VITS**	BEL	Red Bull MotoGP Rookies Cup	KTM	**1'46.949**	11	17	1.020	0.038	**208.9**
11	28	**Adrian CARRASCO**	SPA	Red Bull MotoGP Rookies Cup	KTM	**1'46.983**	10	16	1.054	0.034	**210.2**
12	11	**Dan JONES**	GBR	Red Bull MotoGP Rookies Cup	KTM	**1'47.025**	15	15	1.096	0.042	**211.2**
13	31	**Gerry SALIM**	INA	Red Bull MotoGP Rookies Cup	KTM	**1'47.088**	13	17	1.159	0.063	**209.9**
14	12	**Filip SALAC**	CZE	Red Bull MotoGP Rookies Cup	KTM	**1'47.100**	7	15	1.171	0.012	**211.2**
15	66	**Adrian HUERTAS**	SPA	Red Bull MotoGP Rookies Cup	KTM	**1'47.111**	4	15	1.182	0.011	**208.8**
16	7	**Barry BALTUS**	BEL	Red Bull MotoGP Rookies Cup	KTM	**1'47.162**	16	16	1.233	0.051	**205.0**
17	40	**Sean KELLY**	USA	Red Bull MotoGP Rookies Cup	KTM	**1'47.312**	13	16	1.383	0.150	**209.9**
18	43	**Steward GARCIA**	COL	Red Bull MotoGP Rookies Cup	KTM	**1'47.519**	16	16	1.590	0.207	**212.8**
19	22	**Peetu PAAVILAINEN**	FIN	Red Bull MotoGP Rookies Cup	KTM	**1'47.542**	13	17	1.613	0.023	**209.8**
20	62	**Aidan LIEBENBERG**	RSA	Red Bull MotoGP Rookies Cup	KTM	**1'47.790**	13	17	1.861	0.248	**205.9**
21	3	**Pasquale ALFANO**	ITA	Red Bull MotoGP Rookies Cup	KTM	**1'48.025**	16	17	2.096	0.235	**209.2**
22	44	**Nicolas HERNANDEZ**	COL	Red Bull MotoGP Rookies Cup	KTM	**1'48.214**	13	17	2.285	0.189	**208.2**

Practice condition: **Dry**
Air: 23°
Humidity: 60%
Ground: 41°

Fastest Lap:	Lap: 10	**Can ÖNCÜ**	**1'45.929**	154.3 Km/h
Circuit Record Lap:	2015	**Fabio DI GIANNANTONIO**	**1'45.094**	155.5 Km/h
Circuit Best Lap:	2015	**Fabio DI GIANNANTONIO**	**1'45.094**	155.5 Km/h

The results are provisional until the end of the limit for protest and appeals.

Time limit for protest expires 30' after publication of the results - ..... Time: .....

DORNA DATA PROCESSING .TIMING SERVICE DORNA DATA PROCESSING TIMING SERVICE DORNA DATA PROCESSING TIMING SERVICE DORNA DATA PROCESSING TIMING SERVICE DORNA DATA PROCESSING TIMING SERVICE DORNA DATA PROCESSING TIMING SERVICE DORNA DATA PROCESSING TIMING SERVICE DORNA DATA PROCCEESSS

Assen, Friday, June 29, 2018

TT Circuit Assen

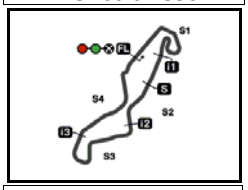

4542 m.

Results and timing service provided by TISSOT

RookiesCup

MOTUL TT ASSEN

Free Practice Nr. 2

Top Speed & Average

4

	Rider	Nation	Motorcycle	Top 5 speeds					Average	Top
43	**Steward GARCIA**	**COL**	KTM	212.8	211.2	210.4	209.7	208.7	210.6	**212.8**
5	**Simon JESPERSEN**	**DEN**	KTM	211.5	207.0	207.0	206.5	206.4	207.7	**211.5**
11	**Dan JONES**	**GBR**	KTM	211.2	209.7	209.2	208.2	208.0	209.3	**211.2**
12	**Filip SALAC**	**CZE**	KTM	211.2	208.5	206.8	205.5	205.1	207.4	**211.2**
53	**Deniz ÖNCÜ**	**TUR**	KTM	210.9	210.8	208.3	208.2	207.4	209.1	**210.9**
24	**Xavier ARTIGAS**	**SPA**	KTM	210.7	210.6	209.8	209.5	209.2	210.0	**210.7**
29	**Billy VAN EERDE**	**AUS**	KTM	210.5	209.5	208.7	207.5	206.5	208.5	**210.5**
99	**Carlos TATAY**	**SPA**	KTM	210.3	209.1	208.7	208.6	207.6	208.7	**210.3**
28	**Adrian CARRASCO**	**SPA**	KTM	210.2	208.8	207.5	207.5	207.0	208.2	**210.2**
31	**Gerry SALIM**	**INA**	KTM	209.9	208.9	208.2	207.2	206.8	208.2	**209.9**
40	**Sean KELLY**	**USA**	KTM	209.9	209.4	209.0	208.8	207.6	208.9	**209.9**
22	**Peetu PAAVILAINEN**	**FIN**	KTM	209.8	209.0	207.9	207.8	206.3	208.2	**209.8**
3	**Pasquale ALFANO**	**ITA**	KTM	209.2	209.0	208.0	207.8	207.5	208.3	**209.2**
19	**Sasha DE VITS**	**BEL**	KTM	208.9	208.4	207.7	207.7	207.7	208.1	**208.9**
66	**Adrian HUERTAS**	**SPA**	KTM	208.8	208.4	208.0	207.0	206.6	207.8	**208.8**
44	**Nicolas HERNANDEZ**	**COL**	KTM	208.2	207.8	207.6	207.1	207.0	207.5	**208.2**
83	**Meikon KAWAKAMI**	**BRA**	KTM	207.8	207.4	206.2	205.7	205.4	206.3	**207.8**
6	**Ryusei YAMANAKA**	**JPN**	KTM	207.7	207.4	207.2	206.5	206.1	207.0	**207.7**
30	**Max COOK**	**GBR**	KTM	207.6	207.5	207.0	206.5	206.1	206.9	**207.6**
61	**Can ÖNCÜ**	**TUR**	KTM	206.7	206.0	205.6	205.5	205.3	205.8	**206.7**
62	**Aidan LIEBENBERG**	**RSA**	KTM	205.9	205.0	204.8	204.7	204.7	205.0	**205.9**
7	**Barry BALTUS**	**BEL**	KTM	205.0	202.9	202.5	201.7	201.5	202.7	**205.0**

DORNA DATA PROCESSING ,TIMING SERVICE DORNA DATA PROCESSING TIMING SERVICE DORNA DATA PROCESSING TIMING SERVICE DORNA DATA PROCESSING TIMING SERVICE DORNA DATA PROCESSING TIMING SERVICE DORNA DATA PROCESSING TIMING SERVICE DORNA DATA PROCESSING TIMING SERVICE DORNA DATA PROCCEESSS

Assen, Friday, June 29, 2018

TT Circuit Assen

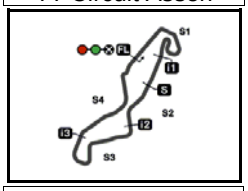

4542 m.

Results and timing service provided by TISSOT

RookiesCup

MOTUL TT ASSEN

Free Practice Nr. 2

Chronological Analysis of Performances

5

** Lap / Sector time cancelled*
P Crossing the finish line in pit lane
T1 Time from finish line to 1st intermediate
T2 Time from 1st intermed. to 2nd intermed.
T3 Time from 2nd intermed. to 3rd intermed.
T4 Time from 3rd intermediate to finish line

1st 61 Can ÖNCÜ — Red Bull MotoGP Roo TUR

Runs=1 Total laps=17 Full laps=16

Lap	Lap Time	T1	T2	T3	T4	Speed
1	2'54.146	36.791	17.669	30.724	25.788	201.2
2	**1'48.412**	35.368	17.223	30.376	25.445	201.7
3	**1'47.485**	34.984	17.150	30.165	25.186	201.9
4	**1'47.313**	34.827	17.185	30.085	25.216	201.4
5	**1'46.628**	34.818	17.012	29.901	24.897	203.9
6	**1'46.433**	34.701	16.931	29.890	24.911	203.3
7	**1'48.512**	36.276	17.056	30.199	24.981	203.1
8	**1'46.480**	34.762	16.933	29.972	24.813	203.3
9	**1'51.188**	39.343	16.809	30.172	24.864	206.0
10	**1'45.929**	34.602	16.778	29.937	24.612	206.7
11	**1'46.469**	34.731	16.855	30.092	24.791	205.3
12	**1'49.182**	34.655	16.843	32.575	25.109	205.6
13	**1'46.232**	34.730	16.889	29.871	24.742	204.3
14	**1'46.462**	34.715	17.048	29.885	24.814	202.7
15	**1'48.450**	35.146	17.441	30.107	25.756	202.6
16	**1'45.936**	34.543	16.832	29.763	24.798	203.2
17	**1'50.277**	38.153	16.846	29.888	25.390	205.5

2nd 6 Ryusei YAMANAKA — Red Bull MotoGP Roo JPN

Runs=1 Total laps=17 Full laps=15

Lap	Lap Time	T1	T2	T3	T4	Speed
1	2'06.748	35.578	17.636	31.408	25.607	201.4
2	**1'48.317**	35.103	17.259	30.408	25.547	206.5
3	**1'57.599**	43.313	17.807	30.572	25.907	198.3
4	1'48.286 *	35.354	17.279	30.410	25.243*	201.4
5	**1'47.813**	34.88*	17.195	30.270	25.466	203.2
6	**1'47.966**	34.985	17.221	30.234	25.526	204.5
7	**1'47.815**	35.179	17.135	30.560	24.941	206.1
8	**1'47.158**	34.971	16.930	30.201	25.056	207.4
9	**1'49.470**	35.180	17.042	30.693	26.555	205.6
10	**1'47.325**	34.767	17.221	30.203	25.134	205.1
11	**1'47.888**	34.996	17.005	30.393	25.494	207.2
12	**2'23.063**	45.821	25.860	45.280	26.102	134.8
13	**1'46.846**	34.787	16.890	30.216	24.953	207.7
14	**1'47.043**	34.765	16.980	30.108	25.190	205.9
15	**1'47.189**	34.801	17.147	30.224	25.017	204.9
16	**1'46.208**	34.548	17.059	29.801	24.800	204.5
17	**1'47.791**	34.566	17.460	30.614	25.151	203.8

3rd 53 Deniz ÖNCÜ — Red Bull MotoGP Roo TUR

Runs=1 Total laps=17 Full laps=15

Lap	Lap Time	T1	T2	T3	T4	Speed
1	2'54.894	37.223	17.648	30.958	25.590	202.7
2	**1'48.566**	35.520	17.281	30.512	25.253	204.7
3	**1'47.739**	35.125	17.223	30.304	25.087	205.1
4	**1'47.313**	34.854	17.219	30.117	25.123	203.8
5	**1'47.231**	35.041	17.104	30.074	25.012	207.0
6	**1'48.095**	34.928	17.324	30.785	25.058	205.9
7	**1'47.624**	35.166	17.208	30.315	24.935	205.4
8	**1'47.097**	34.927	17.134	30.070	24.966	206.0
9	**1'47.050**	34.905	17.142	30.154	24.849	207.4
10	1'48.749 *	35.345	17.755	30.075	25.574*	201.0
11	**1'47.077**	34.998	17.025	30.222	24.832	208.3
12	**1'47.068**	34.847	16.966	29.983	25.272	210.8
13	**1'46.322**	34.678	17.037	29.912	24.695	210.9
14	**1'46.341**	34.763	16.994	29.828	24.756	206.7
15	**1'47.237**	34.854	16.956	30.456	24.971	207.2
16	**1'48.769**	35.813	17.406	30.222	25.328	203.8
17	**1'49.210**	37.134	17.054	30.091	24.931	208.2

4th 29 Billy VAN EERDE — Red Bull MotoGP Roo AUS

Runs=1 Total laps=15 Full laps=13

Lap	Lap Time	T1	T2	T3	T4	Speed
1	2'09.896	36.303	18.059	31.587	26.289	201.9
2	**1'48.833**	35.873	17.305	30.538	25.117	206.1
3	**1'49.144**	35.998	17.511	30.540	25.095	203.7
4	**1'47.697**	35.292	17.211	30.043	25.151	204.8
5	**1'48.881**	35.642	17.286	30.674	25.279	205.2
6	**1'48.321**	35.109	16.970	31.041	25.201	210.5
7	**1'51.255**	37.955	17.411	30.691	25.198	205.4
8	**1'47.893**	35.149	17.285	30.240	25.219	206.4
9	**1'47.158**	35.179	16.841	30.035	25.103	208.7
10	**1'50.042**	36.755	17.452	30.174	25.661	202.5
11	**1'48.167**	34.812	16.859	30.158	26.338	209.5
12	**1'50.663**	35.595	17.596	31.708	25.764	200.3
13	**1'57.558**	44.585	17.224	30.575	25.174	206.5
14	**1'46.526**	34.837	16.931	29.944	24.814	205.2
	unfinished	34.756	16.810			207.5

5th 83 Meikon KAWAKAMI — Red Bull MotoGP Roo BRA

Runs=1 Total laps=17 Full laps=16

Lap	Lap Time	T1	T2	T3	T4	Speed
1	2'10.086	35.995	17.835	31.686	26.036	202.5
2	**1'49.037**	35.981	17.308	30.497	25.251	205.7
3	**1'49.102**	35.818	17.473	30.434	25.377	204.3
4	**1'47.859**	35.325	17.223	30.191	25.120	203.5
5	**1'48.325**	35.025	17.274	30.291	25.735	203.4
6	**1'47.802**	35.427	17.186	30.118	25.071	206.2
7	**1'50.852**	35.485	17.477	32.375	25.515	202.4
8	**1'47.413**	35.026	17.223	30.123	25.041	202.8
9	**1'51.592**	35.695	17.381	30.216	28.300	200.6
10	**1'48.315**	35.189	17.157	30.571	25.398	207.8
11	**1'47.901**	35.220	17.002	30.359	25.320	207.4
12	**1'53.114**	35.983	21.602	30.363	25.166	143.0

Fastest Lap: Can ÖNCÜ — Red Bull MotoGP Roo TUR — **1'45.929** — 34.602 — 16.778 — 29.937 — 24.612

DORNA DATA PROCESSING TIMING SERVICE DORNA DATA PROCESSING TIMING SERVICE DORNA DATA PROCESSING TIMING SERVICE DORNA DATA PROCESSING TIMING SERVICE DORNA DATA PROCESSING TIMING SERVICE DORNA DATA PROCESSING TIMING SERVICE DORNA DATA PROCESSING TIMING SERVICE DORNA DATA PROCCEESSS

Assen, Friday, June 29, 2018

Lap	Lap Time	T1	T2	T3	T4	Speed
13	1'47.292	35.059	17.073	30.146	25.014	205.4
14	1'47.979	34.855	17.319	30.535	25.270	205.4
15	1'57.022	35.000	17.550	39.180	25.292	203.0
16	1'46.757	34.915	17.142	29.803	24.897	201.6
17	1'46.597	34.879	17.035	29.788	24.895	204.1

6th 30 Max COOK — Red Bull MotoGP Roo GBR

Runs=2 Total laps=16 Full laps=13

1	2'08.751	35.943	18.085	31.451	26.162	204.0
2	1'49.067	35.897	17.165	30.608	25.397	207.6
3	1'47.676	35.059	17.152	30.258	25.207	206.5
4	1'47.362	35.028	17.072	30.132	25.130	205.1
5	1'48.283	35.349	17.203	30.413	25.318	204.8
6	1'48.345	35.078	17.097	30.453	25.717	207.0
7	2'05.301 P	46.456	17.245	30.544	31.056	206.1
8	3'58.815	37.372	19.088	31.196	26.153	173.9
9	1'49.189	35.612	17.367	30.654	25.556	202.0
10	1'47.414	34.884	17.060	30.177	25.293	205.9
11	1'48.564	35.236	17.147	30.652	25.529	205.0
12	1'46.896	34.815	16.948	30.098	25.035	205.9
13	1'47.855	35.014	17.167	30.238	25.436	202.7
14	1'47.220	34.753	17.125	30.178	25.164	207.5
15	1'46.634	34.778	17.024	29.830	25.002	204.4
16	1'47.521	34.938	17.132	30.327	25.124	203.5

7th 24 Xavier ARTIGAS — Red Bull MotoGP Roo SPA

Runs=1 Total laps=17 Full laps=15

1	2'07.205	35.356	17.663	31.473	25.812	204.1
2	1'48.465	34.993	17.125	30.584	25.763	210.7
3	1'48.896	35.928	17.197	30.430	25.341	206.6
4	1'47.205	34.946	16.912	30.193	25.154	209.8
5	1'48.404	35.411	17.152	30.411	25.430	205.8
6	1'49.429	35.328	17.093	31.221	25.787	206.4
7	1'52.594	38.056	18.285	30.909	25.344	191.8
8	1'47.958	35.106	16.921	30.503	25.428	208.2
9	1'48.631	35.459	17.229	30.604	25.339	203.3
10	1'47.732	35.057	17.033	30.454	25.188	204.2
11	1'49.990	36.127	16.997	31.412	25.454	209.5
12	1'50.474	36.846	17.711	30.783	25.134	196.9
13	1'49.094	35.188	17.057	31.257	25.592	204.9
14	1'50.867	37.568	17.361	30.642	25.296	208.5
15	1'49.103 *	35.830	17.222	30.825	25.226*	210.6
16	1'47.682	35.299	16.956	30.201	25.226	209.2
17	1'46.725	34.925	16.920	29.907	24.973	205.5

8th 5 Simon JESPERSEN — Red Bull MotoGP Roo DEN

Runs=1 Total laps=17 Full laps=16

1	2'04.700	36.401	17.803	31.311	26.002	197.8
2	1'51.461	35.667	17.547	31.751	26.496	207.0
3	1'49.281	35.983	17.176	30.361	25.761	206.4
4	1'49.352	35.870	17.745	30.405	25.332	202.0
5	1'48.805	35.765	17.289	30.233	25.518	206.5
6	1'47.438	34.860	17.264	30.090	25.224	203.6
7	1'50.974	36.714	18.082	30.469	25.709	193.5
8	1'48.145	34.979	17.140	30.255	25.771	204.8
9	1'49.753	36.849	17.257	30.223	25.424	207.0
10	1'47.512	34.949	17.131	30.002	25.430	204.2
11	1'49.637	34.970	17.065	31.801	25.801	204.3
12	1'51.030	35.977	17.779	31.515	25.759	196.5
13	1'48.451	35.166	16.986	31.069	25.230	206.0
14	1'51.957	35.337	18.367	33.350	24.903	177.2
15	1'46.875	34.715	17.020	30.125	25.015	211.5
16	1'47.696	35.222	17.073	30.109	25.292	204.0
17	1'47.203	34.902	17.062	30.027	25.212	202.8

9th 99 Carlos TATAY — Red Bull MotoGP Roo SPA

Runs=1 Total laps=17 Full laps=16

1	2'18.419	33.216	17.653	30.870	26.459	201.3
2	1'48.172	35.188	17.097	30.544	25.343	206.1
3	1'48.552	35.031	17.436	30.532	25.553	203.5
4	1'48.140	34.994	17.347	30.312	25.487	202.5
5	1'47.808	34.782	17.197	30.369	25.460	208.6
6	1'47.684	34.837	17.232	30.263	25.352	206.8
7	1'47.432	34.771	17.089	30.324	25.248	209.1
8	1'54.425	39.938	17.842	30.892	25.753	204.8
9	1'48.872	35.033	17.200	30.350	26.289	207.2
10	1'49.391	35.133	17.055	31.183	26.020	206.1
11	1'48.594	34.865	17.075	30.203	26.451	207.4
12	1'47.789	35.127	17.117	30.196	25.349	210.3
13	1'47.554	34.974	17.030	30.327	25.223	208.7
14	1'48.574	34.822	17.390	30.794	25.568	205.9
15	1'47.537	34.953	17.047	30.277	25.260	207.6
16	1'47.621	34.947	17.101	30.245	25.328	204.7
17	1'46.911	34.653	17.092	30.067	25.099	207.6

10th 19 Sasha DE VITS — Red Bull MotoGP Roo BEL

Runs=1 Total laps=17 Full laps=16

1	2'06.837	38.305	17.825	31.007	25.538	201.9
2	1'48.304	35.221	17.175	30.637	25.271	208.4
3	1'48.244	35.536	17.312	30.371	25.025	207.7
4	1'48.774	35.342	17.151	30.796	25.485	204.1
5	1'49.455	35.932	17.199	30.947	25.377	205.6
6	1'48.073	34.986	17.015	30.482	25.590	207.7
7	1'55.857	38.510	18.872	32.796	25.679	176.0
8	1'48.774	35.060	17.083	30.270	26.361	204.2
9	1'49.916	36.884	17.690	30.086	25.256	198.9
10	1'47.263	34.937	17.073	30.193	25.060	205.7
11	1'46.949	35.060	16.928	30.062	24.899	207.4
12	1'48.703	35.460	17.302	30.790	25.151	208.9
13	1'51.729	35.273	17.207	32.236	27.013	207.7
14	1'50.196	36.764	17.290	30.311	25.831	204.1
15	1'51.649	38.196	17.140	31.016	25.297	206.1
16	1'47.787	35.135	17.206	30.290	25.156	202.7
17	1'47.838	35.146	17.183	30.208	25.301	202.6

11th 28 Adrian CARRASCO — Red Bull MotoGP Roo SPA

Runs=2 Total laps=16 Full laps=13

1	2'06.451	34.702	17.668	30.904	25.401	199.8
2	1'48.386	35.061	17.216	30.637	25.472	207.0
3	1'48.202	35.311	17.206	30.344	25.341	205.8
4	1'47.553	34.847	17.369	30.246	25.091	201.3
5	1'47.791	34.966	17.296	30.207	25.322	201.3

Fastest Lap:	Can ÖNCÜ	Red Bull MotoGP Roo	TUR	1'45.929	34.602	16.778	29.937	24.612

DORNA DATA PROCESSING -TIMING SERVICE DORNA DATA PROCESSING TIMING SERVICE DORNA DATA PROCESSING TIMING SERVICE DORNA DATA PROCESSING TIMING SERVICE DORNA DATA PROCESSING TIMING SERVICE DORNA DATA PROCESSING TIMING SERVICE DORNA DATA PROCESSING TIMING SERVICE DORNA DATA PROCCEESSS

Free Practice Nr. 2

RookiesCup

Lap	Lap Time		T1	T2	T3	T4	Speed
6	**1'52.598**		36.781	17.297	32.600	25.920	203.0
7	**1'55.551**		42.574	17.619	30.106	25.252	198.3
8	**1'50.341**		36.387	17.794	30.881	25.279	199.3
9	**1'47.114**		34.824	17.063	30.110	25.117	206.6
10	**1'46.983**		34.758	17.181	30.178	24.866	208.8
11	**1'47.194**		35.009	16.924	30.040	25.221	210.2
12	**1'48.537**		35.331	17.429	30.466	25.311	207.5
13	1'59.141	P	40.809	17.219	30.448	30.665	207.5
14	3'11.820		31.564	17.012	30.170	25.435	204.9
15	**1'47.866**		35.053	17.278	30.100	25.435	203.0
16	**1'47.067**		34.668	17.201	30.003	25.195	203.1

12th 11 Dan JONES

Red Bull MotoGP Roo GBR

Runs=2 Total laps=15 Full laps=12

Lap	Lap Time		T1	T2	T3	T4	Speed
1	2'18.554		39.593	18.663	30.969	25.790	188.5
2	**1'48.493**		35.353	17.112	30.543	25.485	206.3
3	**1'48.536**		35.059	17.180	30.707	25.590	205.1
4	**1'47.892**		34.963	17.271	30.345	25.313	205.2
5	**1'47.875**		34.942	17.078	30.322	25.533	206.2
6	**1'48.096**		34.976	17.103	30.464	25.553	208.2
7	**1'47.952**		34.854	17.124	30.435	25.539	208.0
8	1'57.896	P	36.054	18.859	31.048	31.935	180.6
9	5'12.245		39.988	19.754	35.746	29.312	175.0
10	**1'54.205**		35.721	22.908	30.464	25.112	131.6
11	**1'47.165**		34.968	16.989	30.152	25.056	209.7
12	**1'48.726**		34.997	17.204	31.517	25.008	209.2
13	**1'54.092**		39.921	17.206	31.320	25.645	211.2
14	**1'48.931**		35.158	18.009	30.404	25.360	181.8
15	**1'47.025**		34.890	17.153	29.945	25.037	207.7

13th 31 Gerry SALIM

Red Bull MotoGP Roo INA

Runs=1 Total laps=17 Full laps=16

Lap	Lap Time		T1	T2	T3	T4	Speed
1	2'08.288		36.164	18.169	31.773	25.581	194.6
2	**1'48.742**		35.667	17.172	30.503	25.400	206.0
3	**1'48.556**		35.233	17.108	30.355	25.860	209.9
4	**1'49.785**		35.879	17.834	30.894	25.178	198.8
5	**1'49.246**		35.474	17.332	30.842	25.598	204.1
6	**1'48.455**		35.596	17.163	30.550	25.146	206.6
7	**1'50.440**		35.615	17.653	31.483	25.689	203.8
8	**1'47.210**		35.060	17.122	30.220	24.808	205.3
9	**1'50.658**		37.329	17.182	30.461	25.686	207.2
10	**1'47.825**		35.004	17.102	30.393	25.326	206.8
11	**1'48.097**		35.053	17.003	30.485	25.556	208.2
12	**1'53.121**		37.517	19.675	30.708	25.221	174.1
13	**1'47.088**		35.112	16.952	30.086	24.938	208.9
14	**1'48.251**		34.865	17.131	30.854	25.401	205.7
15	**1'56.461**		43.258	17.117	30.912	25.174	206.4
16	**1'47.290**		34.947	17.123	30.174	25.046	204.7
17	**1'47.306**		34.949	17.217	30.257	24.883	203.7

14th 12 Filip SALAC

Red Bull MotoGP Roo CZE

Runs=2 Total laps=15 Full laps=12

Lap	Lap Time		T1	T2	T3	T4	Speed
1	2'17.796		33.524	17.877	31.473	26.230	200.1
2	**1'49.031**		35.497	17.418	30.785	25.331	203.8
3	**1'48.440**		34.966	17.418	30.669	25.387	206.8
4	**1'47.728**		35.095	17.346	30.240	25.047	205.5
5	**1'47.881**		34.870	17.283	30.429	25.299	204.3
6	**1'48.015**		35.298	17.185	30.335	25.197	208.5
7	**1'47.100**		34.855	17.074	30.235	24.936	211.2
8	1'59.015	P	37.997	17.530	31.426	32.062	203.6
9	4'30.285		37.393	19.502	36.707	26.061	174.5
10	**1'48.871**		35.247	17.265	30.710	25.649	205.0
11	**1'48.336**		35.010	17.288	30.592	25.446	205.1
12	**1'50.447**		35.521	17.585	31.558	25.783	200.6
13	**1'48.139**		34.910	17.246	30.433	25.550	204.0
14	**2'00.592**		39.595	17.959	35.955	27.083	199.5
15	**1'48.196**		34.987	17.358	30.425	25.426	203.2

15th 66 Adrian HUERTAS

Red Bull MotoGP Roo SPA

Runs=4 Total laps=15 Full laps=8

Lap	Lap Time		T1	T2	T3	T4	Speed
1	2'08.626		34.632	17.571	31.180	25.595	207.0
2	**1'48.153**		35.057	17.055	30.189	25.852	206.6
3	**1'47.483**		35.113	16.935	30.262	25.173	208.4
4	**1'47.111**		34.921	16.908	30.177	25.105	208.0
5	2'01.300	P	37.153	17.150	30.425	36.572	208.8
6	3'14.388		34.464	17.351	30.500	25.432	205.0
7	**1'48.025**		35.026	17.251	30.407	25.341	204.5
8	**1'47.737**		35.102	17.095	30.296	25.244	205.1
9	1'55.559	P	35.164	17.043	32.248	31.104	205.7
10	3'08.802		32.108	17.190	30.620	25.304	205.7
11	**1'47.279**		34.845	17.073	30.164	25.197	206.5
12	**1'47.441**		34.938	16.946	30.243	25.314	206.2
13	**1'50.276**		37.606	17.071	30.386	25.213	205.6
14	1'53.245	P	35.250	17.052	31.198	29.745	205.9
15	2'07.510		35.811	17.058	30.189	24.984	205.3

16th 7 Barry BALTUS

Red Bull MotoGP Roo BEL

Runs=3 Total laps=16 Full laps=10

Lap	Lap Time		T1	T2	T3	T4	Speed
1	2'05.615		35.500	17.826	30.695	25.708	193.2
2	**1'49.752**		35.588	17.634	30.696	25.834	199.8
3	**1'48.499**		35.742	17.281	30.411	25.065	199.7
4	**1'47.736**		35.288	17.084	30.326	25.038	202.9
5	**1'48.968**		35.890	17.236	30.521	25.321	201.4
6	**1'48.542**		35.318	17.328	30.392	25.504	201.5
7	1'58.842	P	38.800	17.293	30.761	31.988	198.8
8	3'05.634		34.236	17.375	30.811	25.610	198.4
9	**1'49.170**		35.588	17.387	30.732	25.463	197.8
10	**1'48.439**		35.323	17.245	30.611	25.260	200.2
11	**1'48.190**		35.059	17.181	30.419	25.531	200.5
12	1'53.649	P	35.462	17.378	30.475	30.334	200.0
13	2'15.834		38.436	18.061	33.628	26.104	184.3
14	**1'47.775**		35.071	16.985	30.450	25.269	205.0
15	1'47.527	*	35.102	17.074	30.158	25.193*	201.7
16	**1'47.162**		35.134	17.084	29.954	24.990	202.5

17th 40 Sean KELLY

Red Bull MotoGP Roo USA

Runs=2 Total laps=16 Full laps=13

Lap	Lap Time		T1	T2	T3	T4	Speed
1	2'09.356		34.794	17.725	31.227	25.729	206.4
2	**1'48.059**		35.505	17.160	30.292	25.102	208.8
3	**1'47.556**		35.181	17.133	30.145	25.097	207.6
4	**1'47.583**		35.133	17.179	30.260	25.011	204.7
5	**1'48.212**		35.210	17.254	30.463	25.285	206.9

Fastest Lap: Can ÖNCÜ Red Bull MotoGP Roo TUR **1'45.929** 34.602 16.778 29.937 24.612

DORNA DATA PROCESSING ,TIMING SERVICE DORNA DATA PROCESSING TIMING SERVICE DORNA DATA PROCESSING TIMING SERVICE DORNA DATA PROCESSING TIMING SERVICE DORNA DATA PROCESSING TIMING SERVICE DORNA DATA PROCESSING TIMING SERVICE DORNA DATA PROCESSING TIMING SERVICE DORNA DATA PROCCEESSS

Lap	Lap Time	T1	T2	T3	T4	Speed
6	1'49.470	35.285	17.051	30.348	26.786	205.5
7	1'57.512	42.736	17.584	31.941	25.251	205.1
8	1'49.359	35.393	17.770	30.825	25.371	197.4
9	1'54.187 P	35.031	17.120	30.411	31.625	206.7
10	3'26.037	40.180	17.047	30.424	25.291	209.4
11	1'50.568	36.315	17.689	31.291	25.273	204.5
12	1'52.121	39.919	17.032	30.272	24.898	209.9
13	1'47.312	34.947	16.994	30.056	25.315	207.0
14	1'52.268	35.142	17.723	32.944	26.459	209.0
15	1'47.401	35.027	17.200	30.195	24.979	204.3
16	1'49.066	34.771	17.074	29.816	27.405	205.7

18th 43 Steward GARCIA Red Bull MotoGP Roo COL

Runs=2 Total laps=16 Full laps=13

1	2'08.958	35.291	18.043	31.736	25.759	208.1
2	1'48.896	35.559	17.204	30.553	25.580	207.4
3	1'48.220	35.403	17.099	30.419	25.299	207.6
4	1'48.755	35.435	17.511	30.649	25.160	206.9
5	1'49.064	35.493	17.324	30.659	25.588	204.4
6	1'48.124	35.098	17.077	30.740	25.209	207.3
7	1'53.596	39.875	17.275	30.797	25.649	205.0
8	1'48.160	35.354	16.993	30.411	25.402	207.9
9	1'48.240	35.214	16.987	30.521	25.518	210.4
10	1'48.296	35.107	16.990	31.083	25.116	209.7
11	1'47.821	35.118	16.865	30.602	25.236	208.7
12	1'49.230	35.533	17.535	31.039	25.123	211.2
13	1'48.587	35.195	16.858	30.948	25.586	212.8
14	1'57.381 P	35.600	17.453	31.092	33.236	204.0
15	3'30.371	39.362	18.820	31.384	25.245	185.8
16	1'47.519	35.239	16.959	30.352	24.969	206.3

19th 22 Peetu PAAVILAINE Red Bull MotoGP Roo FIN

Runs=1 Total laps=17 Full laps=16

1	2'04.281	33.735	17.685	31.463	25.887	199.6
2	1'50.454	35.770	17.294	31.993	25.397	201.9
3	1'48.514	35.214	17.294	30.785	25.221	203.1
4	1'48.079	35.222	17.162	30.575	25.120	203.2
5	1'51.918	35.320	17.283	31.477	27.838	202.2
6	1'48.615	35.271	17.356	30.846	25.142	204.2
7	1'49.249	35.845	17.202	30.732	25.470	203.9
8	1'49.039	35.407	17.176	30.977	25.479	203.4
9	1'56.045	38.757	17.587	33.219	26.482	206.2
10	1'47.983	35.253	17.116	30.492	25.122	205.7
11	1'47.683	35.078	16.897	30.600	25.108	207.8
12	1'48.047	35.095	17.065	30.671	25.216	207.9
13	1'47.542	35.230	16.838	30.552	24.922	209.8
14	1'49.609	35.613	17.395	30.834	25.767	206.0
15	1'48.532	35.400	17.007	30.796	25.329	209.0
16	1'49.002	35.585	17.021	30.596	25.800	205.0
17	1'48.063	35.734	16.924	30.367	25.038	206.3

20th 62 Aidan LIEBENBER Red Bull MotoGP Roo RSA

Runs=1 Total laps=17 Full laps=16

1	2'09.827	36.430	18.321	32.302	26.734	195.9
2	1'51.319	36.694	17.530	31.069	26.026	204.7
3	1'49.770	35.772	17.510	30.639	25.849	201.4
4	1'49.545	35.418	17.537	30.716	25.874	200.7
5	1'49.126	35.526	17.434	30.465	25.701	203.4
6	1'49.178	35.367	17.533	30.350	25.928	201.4
7	1'49.447	35.971	17.577	30.366	25.533	204.4
8	1'49.207	35.388	17.494	30.801	25.524	202.5
9	1'49.037	35.210	17.169	30.181	26.477	204.7
10	1'50.830	35.298	17.297	32.245	25.990	204.7
11	1'49.625	35.517	17.512	30.335	26.261	203.2
12	1'48.919	35.447	17.634	30.144	25.694	201.4
13	1'47.790	35.035	17.212	30.140	25.403	205.9
14	1'48.042	35.071	17.239	30.029	25.703	201.7
15	1'49.800	35.047	17.118	31.979	25.656	205.0
16	1'47.988	34.939	17.258	30.177	25.614	203.2
17	1'48.110	35.286	17.282	30.137	25.405	204.8

21st 3 Pasquale ALFANO Red Bull MotoGP Roo ITA

Runs=1 Total laps=17 Full laps=16

1	2'09.963	36.348	18.362	31.843	26.480	206.6
2	1'50.067	36.256	17.359	30.750	25.702	209.2
3	1'49.027	35.455	17.496	30.587	25.489	204.5
4	1'49.022	35.350	17.647	30.478	25.547	203.6
5	1'49.032	35.335	17.609	30.576	25.512	201.3
6	1'49.800	35.489	17.544	30.754	26.013	202.5
7	1'48.962	35.343	17.311	30.601	25.707	207.0
8	1'49.189	35.885	17.391	30.463	25.450	205.0
9	1'48.380	35.119	17.278	30.478	25.505	205.4
10	1'48.244	35.021	17.260	30.955	25.008	204.9
11	1'48.993	35.167	17.430	30.808	25.588	207.3
12	1'48.196	35.129	17.108	30.741	25.218	207.8
13	1'50.274	35.270	17.148	32.269	25.587	207.4
14	1'48.235	35.072	17.211	30.496	25.456	207.5
15	1'49.228	35.603	17.232	30.984	25.409	209.0
16	1'48.025	35.458	17.187	30.249	25.131	205.4
17	1'49.205	35.912	17.240	30.524	25.529	208.0

22nd 44 Nicolas HERNANDE Red Bull MotoGP Roo COL

Runs=1 Total laps=17 Full laps=16

1	2'04.017	36.091	18.320	32.265	26.454	199.8
2	1'50.614	36.203	17.554	30.904	25.953	205.3
3	1'50.817	35.910	17.328	31.002	26.577	204.4
4	1'49.280	35.896	17.404	30.485	25.495	202.0
5	1'49.612	35.678	17.673	30.459	25.802	202.3
6	1'48.418	35.068	17.438	30.173	25.739	206.7
7	1'51.246	35.568	18.018	31.308	26.352	203.1
8	1'48.351	35.669	17.243	30.246	25.193	207.8
9	1'49.238	35.289	17.073	30.319	26.557	207.6
10	1'49.290	35.233	17.197	31.454	25.406	206.7
11	1'49.102	35.748	17.512	30.452	25.390	207.1
12	1'48.645	35.490	17.189	30.564	25.402	208.2
13	1'48.214	35.312	17.147	30.554	25.201	207.0
14	1'49.173	35.217	17.321	30.872	25.763	203.8
15	1'49.027	35.757	17.165	30.500	25.605	206.3
16	1'49.520	35.263	17.422	30.887	25.948	202.8
17	1'49.638	35.632	17.427	31.039	25.540	203.7

Fastest Lap:	Can ÖNCÜ	Red Bull MotoGP Roo	TUR	1'45.929	34.602	16.778	29.937	24.612

DORNA DATA PROCESSING -TIMING SERVICE DORNA DATA PROCESSING TIMING SERVICE DORNA DATA PROCESSING TIMING SERVICE DORNA DATA PROCESSING TIMING SERVICE DORNA DATA PROCESSING TIMING SERVICE DORNA DATA PROCESSING TIMING SERVICE DORNA DATA PROCESSING TIMING SERVICE DORNA DATA PROCCEESSS

TT Circuit Assen

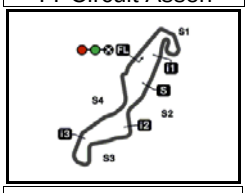

4542 m.

Results and timing service provided by TISSOT

RookiesCup

MOTUL TT ASSEN

Free Practice Nr. 2

Combined Free Practice Times

		Rider	Nation	Team	MOTORCYCLE	FP1		FP2		Gap	
1	61	C.ÖNCÜ	TUR	Red Bull MotoGP Rookies Cup	KTM	1'46.648	15	1'45.929	10		
2	6	R.YAMANAKA	JPN	Red Bull MotoGP Rookies Cup	KTM	1'47.912	15	1'46.208	16	0.279	0.279
3	53	D.ÖNCÜ	TUR	Red Bull MotoGP Rookies Cup	KTM	1'48.043	11	1'46.322	13	0.393	0.114
4	29	B.VAN EERDE	AUS	Red Bull MotoGP Rookies Cup	KTM	1'48.374	16	1'46.526	14	0.597	0.204
5	83	M.KAWAKAMI	BRA	Red Bull MotoGP Rookies Cup	KTM	1'48.774	9	1'46.597	17	0.668	0.071
6	30	M.COOK	GBR	Red Bull MotoGP Rookies Cup	KTM	1'48.060	16	1'46.634	15	0.705	0.037
7	24	X.ARTIGAS	SPA	Red Bull MotoGP Rookies Cup	KTM	1'48.157	11	1'46.725	17	0.796	0.091
8	5	S.JESPERSEN	DEN	Red Bull MotoGP Rookies Cup	KTM	1'47.657	15	1'46.875	15	0.946	0.150
9	99	C.TATAY	SPA	Red Bull MotoGP Rookies Cup	KTM	1'48.382	15	1'46.911	17	0.982	0.036
10	19	S.DE VITS	BEL	Red Bull MotoGP Rookies Cup	KTM	1'48.002	16	1'46.949	11	1.020	0.038
11	28	A.CARRASCO	SPA	Red Bull MotoGP Rookies Cup	KTM	1'48.115	7	1'46.983	10	1.054	0.034
12	11	D.JONES	GBR	Red Bull MotoGP Rookies Cup	KTM	1'48.296	10	1'47.025	15	1.096	0.042
13	31	G.SALIM	INA	Red Bull MotoGP Rookies Cup	KTM	1'48.196	16	1'47.088	13	1.159	0.063
14	12	F.SALAC	CZE	Red Bull MotoGP Rookies Cup	KTM	1'47.953	16	1'47.100	7	1.171	0.012
15	66	A.HUERTAS	SPA	Red Bull MotoGP Rookies Cup	KTM	1'47.631	15	1'47.111	4	1.182	0.011
16	7	B.BALTUS	BEL	Red Bull MotoGP Rookies Cup	KTM	1'48.723	17	1'47.162	16	1.233	0.051
17	40	S.KELLY	USA	Red Bull MotoGP Rookies Cup	KTM	1'47.806	15	1'47.312	13	1.383	0.150
18	43	S.GARCIA	COL	Red Bull MotoGP Rookies Cup	KTM	1'48.872	6	1'47.519	16	1.590	0.207
19	22	P.PAAVILAINEN	FIN	Red Bull MotoGP Rookies Cup	KTM	1'47.852	16	1'47.542	13	1.613	0.023
20	62	A.LIEBENBERG	RSA	Red Bull MotoGP Rookies Cup	KTM	1'49.478	15	1'47.790	13	1.861	0.248
21	3	P.ALFANO	ITA	Red Bull MotoGP Rookies Cup	KTM	1'49.297	9	1'48.025	16	2.096	0.235
22	44	N.HERNANDEZ	COL	Red Bull MotoGP Rookies Cup	KTM	1'50.021	15	1'48.214	13	2.285	0.189

Pole Position Record:	2015	**Bo BENDSNEYDER**	**1'45.145**	155.5 Km/h
Circuit Record Lap:	2015	**Fabio DI GIANNANTONIO**	**1'45.094**	155.5 Km/h
Circuit Best Lap:	2015	**Fabio DI GIANNANTONIO**	**1'45.094**	155.5 Km/h

The results are provisional until the end of the limit for protest and appeals.

Time limit for protest expires 60' after publication of the results - Mr. ..... Time: .....

DORNA DATA PROCESSING .TIMING SERVICE DORNA DATA PROCESSING TIMING SERVICE DORNA DATA PROCESSING TIMING SERVICE DORNA DATA PROCESSING TIMING SERVICE DORNA DATA PROCESSING TIMING SERVICE DORNA DATA PROCESSING TIMING SERVICE DORNA DATA PROCESSING TIMING SERVICE DORNA DATA PROCCEESSS

Assen, Friday, June 29, 2018

TT Circuit Assen

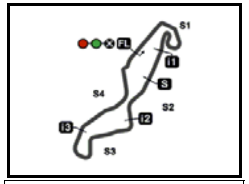

4542 m.

Results and timing service provided by TISSOT

RookiesCup

MOTUL TT ASSEN
Free Practice Nr. 2
Best Partial Times

IT *Ideal Lap Time, sum of the best partial times* ***BT*** *Best Lap Time*

T1			T2		T3			T4							
Pos	Rider	Time	Rider	Time	Rider	Time	Rider	Time	Pos	Rider	IT	BT	
1	C.ÖNCÜ	34.543	C.ÖNCÜ	16.778	C.ÖNCÜ	29.763	C.ÖNCÜ	24.612	1	C.ÖNCÜ	1'45.696	1'45.929	(1)
2	R.YAMANAKA	34.548	B.VAN EERDE	16.810	M.KAWAKAMI	29.788	D.ÖNCÜ	24.695	2	R.YAMANAKA	1'46.039	1'46.208	(2)
3	C.TATAY	34.653	P.PAAVILAINEN	16.838	R.YAMANAKA	29.801	R.YAMANAKA	24.800	3	D.ÖNCÜ	1'46.157	1'46.322	(3)
4	A.CARRASCO	34.668	S.GARCIA	16.858	S.KELLY	29.816	G.SALIM	24.808	4	B.VAN EERDE	1'46.324	1'46.526	(4)
5	D.ÖNCÜ	34.678	R.YAMANAKA	16.890	D.ÖNCÜ	29.828	B.VAN EERDE	24.814	5	A.CARRASCO	1'46.461	1'46.983	(11)
6	S.JESPERSEN	34.715	A.HUERTAS	16.908	M.COOK	29.830	A.CARRASCO	24.866	6	S.KELLY	1'46.479	1'47.312	(17)
7	M.COOK	34.753	X.ARTIGAS	16.912	X.ARTIGAS	29.907	M.KAWAKAMI	24.895	7	M.COOK	1'46.533	1'46.634	(6)
8	B.VAN EERDE	34.756	A.CARRASCO	16.924	B.VAN EERDE	29.944	S.KELLY	24.898	8	M.KAWAKAMI	1'46.540	1'46.597	(5)
9	S.KELLY	34.771	S.DE VITS	16.928	D.JONES	29.945	S.DE VITS	24.899	9	S.JESPERSEN	1'46.606	1'46.875	(8)
10	A.HUERTAS	34.845	M.COOK	16.948	B.BALTUS	29.954	S.JESPERSEN	24.903	10	G.SALIM	1'46.711	1'47.088	(13)
11	D.JONES	34.854	G.SALIM	16.952	S.JESPERSEN	30.002	P.PAAVILAINEN	24.922	11	X.ARTIGAS	1'46.717	1'46.725	(7)
12	F.SALAC	34.855	D.ÖNCÜ	16.956	A.CARRASCO	30.003	F.SALAC	24.936	12	D.JONES	1'46.796	1'47.025	(12)
13	M.KAWAKAMI	34.855	B.BALTUS	16.985	A.LIEBENBERG	30.029	S.GARCIA	24.969	13	S.DE VITS	1'46.826	1'46.949	(10)
14	G.SALIM	34.865	S.JESPERSEN	16.986	S.DE VITS	30.062	X.ARTIGAS	24.973	14	C.TATAY	1'46.849	1'46.911	(9)
15	X.ARTIGAS	34.925	D.JONES	16.989	C.TATAY	30.067	A.HUERTAS	24.984	15	A.HUERTAS	1'46.901	1'47.111	(15)
16	S.DE VITS	34.937	S.KELLY	16.994	G.SALIM	30.086	B.BALTUS	24.990	16	B.BALTUS	1'46.988	1'47.162	(16)
17	A.LIEBENBERG	34.939	M.KAWAKAMI	17.002	A.HUERTAS	30.164	M.COOK	25.002	17	F.SALAC	1'47.100	1'47.100	(14)
18	P.ALFANO	35.021	C.TATAY	17.030	N.HERNANDEZ	30.173	P.ALFANO	25.008	18	P.PAAVILAINE	1'47.205	1'47.542	(19)
19	B.BALTUS	35.059	N.HERNANDEZ	17.073	F.SALAC	30.235	D.JONES	25.008	19	S.GARCIA	1'47.277	1'47.519	(18)
20	N.HERNANDEZ	35.068	F.SALAC	17.074	P.ALFANO	30.249	C.TATAY	25.099	20	P.ALFANO	1'47.386	1'48.025	(21)
21	P.PAAVILAINEN	35.078	P.ALFANO	17.108	S.GARCIA	30.352	N.HERNANDEZ	25.193	21	A.LIEBENBER	1'47.489	1'47.790	(20)
22	S.GARCIA	35.098	A.LIEBENBERG	17.118	P.PAAVILAINEN	30.367	A.LIEBENBERG	25.403	22	N.HERNANDE	1'47.507	1'48.214	(22)

DORNA DATA PROCESSING .TIMING SERVICE DORNA DATA PROCESSING TIMING SERVICE DORNA DATA PROCESSING TIMING SERVICE DORNA DATA PROCESSING TIMING SERVICE DORNA DATA PROCESSING TIMING SERVICE DORNA DATA PROCESSING TIMING SERVICE DORNA DATA PROCESSING TIMING SERVICE DORNA DATA PROCCEESSS

TT Circuit Assen

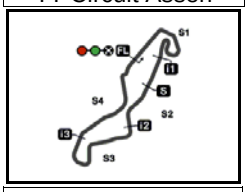

4542 m.

Results and timing service provided by TISSOT

RookiesCup

MOTUL TT ASSEN

Free Practice Nr. 2

Fastest Laps Sequence

Practice Time		Rider	Nation	Motorcycle	Time	Km/h	Rider's Lap
3'54.631	44	**Nicolas HERNANDEZ**	COL	KTM	**1'50.614**	147.8	2
3'54.735	22	**Peetu PAAVILAINEN**	FIN	KTM	**1'50.454**	148.0	2
3'54.837	28	**Adrian CARRASCO**	SPA	KTM	**1'48.386**	150.8	2
3'55.065	6	**Ryusei YAMANAKA**	JPN	KTM	**1'48.317**	150.9	2
3'55.141	19	**Sasha DE VITS**	BEL	KTM	**1'48.304**	150.9	2
3'56.779	66	**Adrian HUERTAS**	SPA	KTM	**1'48.153**	151.1	2
3'57.415	40	**Sean KELLY**	USA	KTM	**1'48.059**	151.3	2
5'44.262	66	**Adrian HUERTAS**	SPA	KTM	**1'47.483**	152.1	3
7'31.373	66	**Adrian HUERTAS**	SPA	KTM	**1'47.111**	152.6	4
10'03.984	61	**Can ÖNCÜ**	TUR	KTM	**1'46.628**	153.3	5
11'50.417	61	**Can ÖNCÜ**	TUR	KTM	**1'46.433**	153.6	6
19'02.526	61	**Can ÖNCÜ**	TUR	KTM	**1'45.929**	154.3	10

DORNA DATA PROCESSING ,TIMING SERVICE DORNA DATA PROCESSING TIMING SERVICE DORNA DATA PROCESSING TIMING SERVICE DORNA DATA PROCESSING TIMING SERVICE DORNA DATA PROCESSING TIMING SERVICE DORNA DATA PROCESSING TIMING SERVICE DORNA DATA PROCESSING TIMING SERVICE DORNA DATA PROCCEESSS

Assen, Friday, June 29, 2018