Sachsenring

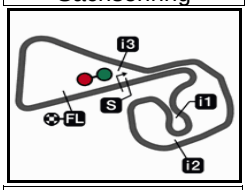

3671 m.

Results and timing service provided by TISSOT

RookiesCup

PRAMAC MOTORRAD GRAND PRIX DEUTSCHLAND

Free Practice Nr. 1

Classification

3

		Rider	Nation	Team	Motorcycle	Time	Lap	Total	Gap		Top Speed
1	61	**Can ÖNCÜ**	TUR	Red Bull MotoGP Rookies Cup	KTM	**1'30.340**	14	17			**197.2**
2	53	**Deniz ÖNCÜ**	TUR	Red Bull MotoGP Rookies Cup	KTM	**1'30.453**	17	19	0.113	0.113	**199.9**
3	28	**Adrian CARRASCO**	SPA	Red Bull MotoGP Rookies Cup	KTM	**1'30.701**	8	13	0.361	0.248	**195.8**
4	12	**Filip SALAC**	CZE	Red Bull MotoGP Rookies Cup	KTM	**1'30.811**	15	18	0.471	0.110	**200.4**
5	40	**Sean KELLY**	USA	Red Bull MotoGP Rookies Cup	KTM	**1'30.924**	13	13	0.584	0.113	**198.9**
6	6	**Ryusei YAMANAKA**	JPN	Red Bull MotoGP Rookies Cup	KTM	**1'31.038**	16	20	0.698	0.114	**199.6**
7	5	**Simon JESPERSEN**	DEN	Red Bull MotoGP Rookies Cup	KTM	**1'31.289**	16	17	0.949	0.251	**194.8**
8	11	**Dan JONES**	GBR	Red Bull MotoGP Rookies Cup	KTM	**1'31.361**	7	18	1.021	0.072	**201.2**
9	83	**Meikon KAWAKAMI**	BRA	Red Bull MotoGP Rookies Cup	KTM	**1'31.371**	19	19	1.031	0.010	**196.3**
10	43	**Steward GARCIA**	COL	Red Bull MotoGP Rookies Cup	KTM	**1'31.427**	7	18	1.087	0.056	**195.9**
11	7	**Barry BALTUS**	BEL	Red Bull MotoGP Rookies Cup	KTM	**1'31.442**	8	18	1.102	0.015	**196.6**
12	19	**Sasha DE VITS**	BEL	Red Bull MotoGP Rookies Cup	KTM	**1'31.467**	15	20	1.127	0.025	**198.4**
13	24	**Xavier ARTIGAS**	SPA	Red Bull MotoGP Rookies Cup	KTM	**1'31.535**	7	19	1.195	0.068	**200.4**
14	66	**Adrian HUERTAS**	SPA	Red Bull MotoGP Rookies Cup	KTM	**1'31.655**	8	19	1.315	0.120	**200.4**
15	3	**Pasquale ALFANO**	ITA	Red Bull MotoGP Rookies Cup	KTM	**1'32.019**	20	20	1.679	0.364	**200.3**
16	22	**Peetu PAAVILAINEN**	FIN	Red Bull MotoGP Rookies Cup	KTM	**1'32.167**	15	17	1.827	0.148	**199.9**
17	30	**Max COOK**	GBR	Red Bull MotoGP Rookies Cup	KTM	**1'32.542**	16	18	2.202	0.375	**197.6**
18	88	**Matteo PATACCA**	ITA	Red Bull MotoGP Rookies Cup	KTM	**1'32.815**	16	18	2.475	0.273	**195.0**
19	99	**Carlos TATAY**	SPA	Red Bull MotoGP Rookies Cup	KTM	**1'32.874**	13	18	2.534	0.059	**201.3**
20	31	**Gerry SALIM**	INA	Red Bull MotoGP Rookies Cup	KTM	**1'33.082**	5	17	2.742	0.208	**199.2**
21	44	**Nicolas HERNANDEZ**	COL	Red Bull MotoGP Rookies Cup	KTM	**1'33.144**	13	15	2.804	0.062	**198.5**
22	29	**Billy VAN EERDE**	AUS	Red Bull MotoGP Rookies Cup	KTM	**1'33.256**	18	19	2.916	0.112	**198.4**
23	62	**Aidan LIEBENBERG**	RSA	Red Bull MotoGP Rookies Cup	KTM	**1'34.233**	15	19	3.893	0.977	**193.4**

Practice condition: **Dry**
Air: 21°
Humidity: 65%
Ground: 37°

Fastest Lap:	Lap: 14	**Can ÖNCÜ**	**1'30.340**	146.2 Km/h
Circuit Record Lap:	2014	**Manuel PAGLIANI**	**1'29.134**	148.2 Km/h
Circuit Best Lap:	2014	**Manuel PAGLIANI**	**1'29.134**	148.2 Km/h

The results are provisional until the end of the limit for protest and appeals.

Time limit for protest expires 30' after publication of the results - ..... Time: .....

DORNA DATA PROCESSING .TIMING SERVICE DORNA DATA PROCESSING TIMING SERVICE DORNA DATA PROCESSING TIMING SERVICE DORNA DATA PROCESSING TIMING SERVICE DORNA DATA PROCESSING TIMING SERVICE DORNA DATA PROCESSING TIMING SERVICE DORNA DATA PROCESSING TIMING SERVICE DORNA DATA PROCCEESSS

Sachsenring, Friday, July 13, 2018

Sachsenring

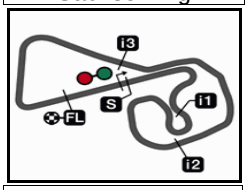

3671 m.

Results and timing service provided by TISSOT

RookiesCup

PRAMAC MOTORRAD GRAND PRIX DEUTSCHLAND

Free Practice Nr. 1

Top Speed & Average

4

	Rider	Nation	Motorcycle	Top 5 speeds					Average	Top
99	**Carlos TATAY**	**SPA**	KTM	201.3	198.8	196.6	196.5	196.1	197.9	**201.3**
11	**Dan JONES**	**GBR**	KTM	201.2	199.8	199.7	199.0	198.8	199.7	**201.2**
24	**Xavier ARTIGAS**	**SPA**	KTM	200.4	200.0	199.1	199.0	198.1	199.3	**200.4**
12	**Filip SALAC**	**CZE**	KTM	200.4	198.7	198.6	198.0	198.0	198.7	**200.4**
66	**Adrian HUERTAS**	**SPA**	KTM	200.4	199.3	199.2	198.6	198.5	199.2	**200.4**
3	**Pasquale ALFANO**	**ITA**	KTM	200.3	198.4	198.0	198.0	197.5	198.4	**200.3**
22	**Peetu PAAVILAINEN**	**FIN**	KTM	199.9	198.6	198.2	196.2	196.0	197.8	**199.9**
53	**Deniz ÖNCÜ**	**TUR**	KTM	199.9	199.8	199.1	198.3	197.2	198.9	**199.9**
6	**Ryusei YAMANAKA**	**JPN**	KTM	199.6	199.0	198.8	198.8	197.0	198.6	**199.6**
31	**Gerry SALIM**	**INA**	KTM	199.2	197.3	196.3	194.9	194.8	196.5	**199.2**
40	**Sean KELLY**	**USA**	KTM	198.9	197.9	197.9	197.1	196.5	197.7	**198.9**
44	**Nicolas HERNANDEZ**	**COL**	KTM	198.5	196.2	196.0	195.9	195.7	196.5	**198.5**
19	**Sasha DE VITS**	**BEL**	KTM	198.4	198.3	198.2	197.9	197.4	198.0	**198.4**
29	**Billy VAN EERDE**	**AUS**	KTM	198.4	196.6	195.6	195.5	195.5	196.2	**198.4**
30	**Max COOK**	**GBR**	KTM	197.6	197.0	196.1	195.6	195.5	196.4	**197.6**
61	**Can ÖNCÜ**	**TUR**	KTM	197.2	196.2	196.1	196.1	196.0	196.3	**197.2**
7	**Barry BALTUS**	**BEL**	KTM	196.6	195.8	194.8	194.5	193.9	195.1	**196.6**
83	**Meikon KAWAKAMI**	**BRA**	KTM	196.3	195.2	195.2	193.8	192.9	194.7	**196.3**
43	**Steward GARCIA**	**COL**	KTM	195.9	195.5	195.4	195.3	194.9	195.4	**195.9**
28	**Adrian CARRASCO**	**SPA**	KTM	195.8	195.6	195.4	194.7	194.6	195.2	**195.8**
88	**Matteo PATACCA**	**ITA**	KTM	195.0	195.0	194.4	194.3	194.3	194.6	**195.0**
5	**Simon JESPERSEN**	**DEN**	KTM	194.8	193.0	192.9	192.8	192.5	193.2	**194.8**
62	**Aidan LIEBENBERG**	**RSA**	KTM	193.4	192.6	192.2	192.1	191.6	192.4	**193.4**

DORNA DATA PROCESSING ,TIMING SERVICE DORNA DATA PROCESSING TIMING SERVICE DORNA DATA PROCESSING TIMING SERVICE DORNA DATA PROCESSING TIMING SERVICE DORNA DATA PROCESSING TIMING SERVICE DORNA DATA PROCESSING TIMING SERVICE DORNA DATA PROCESSING TIMING SERVICE DORNA DATA PROCCEESSS

Sachsenring

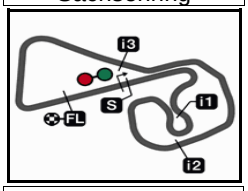

3671 m.

Results and timing service provided by TISSOT

RookiesCup

PRAMAC MOTORRAD GRAND PRIX DEUTSCHLAND

Free Practice Nr. 1

Chronological Analysis of Performances

5

** Lap / Sector time cancelled* — *T1 Time from finish line to 1st intermediate* — *T3 Time from 2nd intermed. to 3rd intermed.*

P Crossing the finish line in pit lane — *T2 Time from 1st intermed. to 2nd intermed.* — *T4 Time from 3rd intermediate to finish line*

1st 61 Can ÖNCÜ — Red Bull MotoGP Roo TUR

Runs=3 Total laps=17 Full laps=11

Lap	Lap Time		T1	T2	T3	T4	Speed
1	2'11.924		25.664	27.549	21.984	26.037	
2	**1'36.810**		24.354	25.861	22.045	24.550	162.5
3	**1'32.373**		21.586	25.331	21.285	24.171	194.1
4	1'34.498	P	22.056	25.306	22.190	24.946	196.2
5	3'06.532		20.450	25.139	21.057	24.131	
6	**1'31.282**		21.406	24.966	20.921	23.989	193.7
7	**1'31.252**		21.167	24.895	21.102	24.088	195.5
8	**1'30.823**		21.249	24.785	20.852	23.937	195.1
9	1'31.414	P	21.578	24.992	20.958	23.886	196.1
10	4'28.408		23.713	25.032	21.278	24.585	
11	**1'30.514**		21.103	24.788	20.876	23.747	195.6
12	**1'30.522**		21.147	24.994	20.729	23.652	194.3
13	**1'30.561**		21.200	24.664	20.702	23.995	191.7
14	**1'30.340**		21.305	24.794	20.648	23.593	191.5
15	**1'30.644**		21.158	24.846	20.873	23.767	196.1
16	1'30.248	*	21.056	24.695	20.726*	23.771	196.0
17	**1'31.093**		21.088	24.961	21.019	24.025	197.2

2nd 53 Deniz ÖNCÜ — Red Bull MotoGP Roo TUR

Runs=2 Total laps=19 Full laps=16

Lap	Lap Time		T1	T2	T3	T4	Speed
1	2'12.180		24.955	27.567	21.903	26.111	
2	**1'36.742**		24.287	25.813	22.035	24.607	160.2
3	**1'32.378**		21.633	25.211	21.269	24.265	195.2
4	**1'32.095**		21.514	24.948	21.735	23.898	199.1
5	**1'31.390**		21.553	24.961	21.015	23.861	196.9
6	**1'30.887**		21.397	24.924	20.914	23.652	195.5
7	**1'30.649**		21.218	24.933	20.841	23.657	199.9
8	1'36.291	P	23.645	25.653	21.292	25.701	199.8
9	2'02.705		32.864	25.804	21.008	24.091	
10	**1'31.238**		21.531	24.842	20.870	23.995	195.9
11	**1'31.026**		21.363	25.070	20.811	23.782	195.7
12	**1'31.108**		21.388	24.964	20.716	24.040	196.2
13	**1'39.933**		29.479	25.683	21.066	23.705	195.1
14	**1'30.727**		21.371	25.024	20.685	23.647	195.4
15	**1'36.087**		26.034	25.398	20.841	23.814	195.9
16	**1'31.146**		21.406	25.222	20.869	23.649	194.2
17	**1'30.453**		21.222	24.920	20.636	23.675	196.9
18	**1'34.039**		23.275	25.762	21.010	23.992	197.2
19	**1'37.470**		25.066	27.736	20.802	23.866	198.3

3rd 28 Adrian CARRASCO — Red Bull MotoGP Roo SPA

Runs=2 Total laps=13 Full laps=9

Lap	Lap Time		T1	T2	T3	T4	Speed
1	2'10.733		22.796	26.967	21.895	24.903	
2	**1'31.997**		21.371	25.420	21.056	24.150	193.8
3	**1'32.663**		21.222	25.901	21.188	24.352	195.8
4	1'37.125	P	23.868	25.384	22.577	25.296	194.7
5	2'33.827		21.438	25.156	21.079	24.006	
6	**1'32.093**		21.280	25.111	21.756	23.946	194.4
7	**1'31.155**		21.067	25.047	21.199	23.842	195.4
8	**1'30.701**		21.085	24.812	21.021	23.783	195.6
9	**1'32.609**		21.739	25.386	21.434	24.050	194.0
10	**1'31.123**		21.233	25.125	20.995	23.770	193.5
11	**1'30.955**		21.158	24.983	21.028	23.786	194.6
12	**1'31.239**		21.295	25.018	21.020	23.906	193.3
13	1'38.528	P	21.231	27.480	22.948	26.869	192.8

4th 12 Filip SALAC — Red Bull MotoGP Roo CZE

Runs=2 Total laps=18 Full laps=15

Lap	Lap Time		T1	T2	T3	T4	Speed
1	1'50.934		24.355	28.222	22.554	26.000	
2	**1'35.316**		22.367	25.938	22.098	24.913	194.8
3	**1'33.466**		21.809	25.527	21.615	24.515	196.1
4	**1'33.595**		21.886	25.578	21.511	24.620	198.6
5	**1'32.226**		21.682	25.066	21.374	24.104	196.9
6	**1'31.653**		21.414	25.120	21.204	23.915	197.6
7	**1'31.474**		21.307	24.968	21.209	23.990	198.7
8	**1'31.461**		21.447	24.871	21.291	23.852	200.4
9	**1'31.286**		21.206	24.965	21.208	23.907	198.0
10	1'34.119	P	21.525	25.297	21.581	25.716	195.1
11	3'58.218		23.700	25.591	22.220	25.192	
12	**1'31.770**		21.600	24.981	21.255	23.934	192.2
13	**1'31.348**		21.350	24.936	21.245	23.817	192.3
14	**1'31.300**		21.465	24.873	21.251	23.711	192.6
15	**1'30.811**		21.305	24.813	21.026	23.667	193.4
16	**1'31.300**		21.189	24.859	21.288	23.964	198.0
17	**1'31.749**		21.096	24.958	21.556	24.139	197.5
18	**1'31.354**		21.212	24.914	21.369	23.859	195.1

5th 40 Sean KELLY — Red Bull MotoGP Roo USA

Runs=2 Total laps=14 Full laps=10

Lap	Lap Time		T1	T2	T3	T4	Speed
1	1'50.259		24.210	27.529	22.891	25.980	
2	**1'34.777**		21.915	26.001	22.032	24.829	194.4
3	**1'32.663**		21.577	25.589	21.422	24.075	197.9
4	**1'34.111**		21.587	25.867	21.770	24.887	194.5
5	**1'32.394**		21.534	25.367	21.530	23.963	198.9
6	**1'34.099**		23.409	25.627	21.143	23.920	196.5
7	**1'31.677**		21.429	25.267	21.083	23.898	194.5
8	**1'31.768**		21.279	25.195	21.100	24.194	197.9
9	**1'31.297**		21.357	25.006	21.100	23.834	196.1
10	1'33.153	P	21.505	25.479	21.286	24.883	196.3
11	5'29.681		26.135	27.336	21.773	24.805	

Fastest Lap: Can ÖNCÜ — Red Bull MotoGP Roo TUR — **1'30.340** — 21.305 — 24.794 — 20.648 — 23.593

DORNA DATA PROCESSING -TIMING SERVICE DORNA DATA PROCESSING TIMING SERVICE DORNA DATA PROCESSING TIMING SERVICE DORNA DATA PROCESSING TIMING SERVICE DORNA DATA PROCESSING TIMING SERVICE DORNA DATA PROCESSING TIMING SERVICE DORNA DATA PROCESSING TIMING SERVICE DORNA DATA PROCCEESSS

Lap	Lap Time	T1	T2	T3	T4	Speed
12	1'31.497	21.529	25.078	21.063	23.827	192.7
13	1'30.924	21.414	24.908	20.953	23.649	193.7
	unfinished	21.426				197.1

6th 6 Ryusei YAMANAKA Red Bull MotoGP Roo JPN

Runs=1 Total laps=20 Full laps=19

Lap	Lap Time	T1	T2	T3	T4	Speed
1	1'53.445	25.133	28.715	24.436	26.009	
2	1'34.234	21.932	25.913	21.634	24.755	193.4
3	1'33.093	21.778	25.631	21.184	24.500	193.4
4	1'31.895	21.452	25.218	21.290	23.935	198.8
5	1'31.778	21.195	25.310	21.313	23.960	195.9
6	1'31.807	21.195	25.428	21.073	24.111	198.8
7	1'31.430	21.268	25.277	21.068	23.817	194.7
8	1'31.793	21.193	25.269	21.268	24.063	194.0
9	1'34.157	21.284	25.154	22.061	25.658	195.4
10	1'31.378	21.166	25.218	21.104	23.890	196.0
11	1'31.799	21.419	25.133	21.328	23.919	199.6
12	1'36.883	21.219	25.025	21.849	28.790	193.0
13	1'32.181	21.145	25.158	21.831	24.047	197.0
14	1'32.196	21.462	25.450	21.207	24.077	196.3
15	1'31.294	21.342	24.997	21.169	23.786	191.3
16	1'31.038	21.202	25.110	20.973	23.753	192.8
17	1'33.172	21.217	26.158	21.891	23.906	193.3
18	1'32.403	21.046	25.054	21.304	24.999	195.2
19	1'32.666	21.298	25.318	21.755	24.295	194.4
20	1'31.092	21.169	24.993	21.123	23.807	199.0

7th 5 Simon JESPERSEN Red Bull MotoGP Roo DEN

Runs=3 Total laps=17 Full laps=11

Lap	Lap Time	T1	T2	T3	T4	Speed
1	1'47.306	23.878	27.028	23.496	25.817	
2	1'34.807	22.225	25.522	22.348	24.712	186.6
3	1'33.145	21.746	25.166	21.828	24.405	188.9
4	1'31.877	21.403	25.018	21.467	23.989	191.7
5	1'31.997	21.610	25.039	21.299	24.049	191.1
6	1'32.094	21.487	25.109	21.185	24.313	190.5
7	1'31.756 *	21.302	25.176	21.238	24.040*	192.8
8	1'32.463	21.337	25.121	21.641	24.364	192.5
9	1'31.602	21.318	24.988	21.356	23.940	192.1
10	1'31.443	21.393	25.001	21.110	23.939	190.9
11	1'35.571 P	21.717	25.866	21.899	26.089	190.8
12	4'50.332	22.206	25.256	21.079	24.066	
13	1'32.314	21.928	25.415	21.129	23.842	191.2
14	1'37.718 P	21.423	25.219	25.955	25.121	193.0
15	2'55.034	24.305	25.628	21.213	23.978	
16	1'31.289	21.350	24.953	21.066	23.920	194.8
17	1'31.975	21.627	25.167	21.137	24.044	192.9

8th 11 Dan JONES Red Bull MotoGP Roo GBR

Runs=2 Total laps=18 Full laps=15

Lap	Lap Time	T1	T2	T3	T4	Speed
1	1'53.935	26.460	26.908	22.351	25.578	
2	1'34.013	21.803	25.627	21.830	24.753	197.8
3	1'32.939	21.774	25.533	21.281	24.351	196.1
4	1'33.010	21.668	25.589	21.477	24.276	199.8
5	1'31.875	21.615	24.975	21.235	24.050	197.1
6	1'31.753	21.396	25.067	21.176	24.114	199.0
7	1'31.361	21.251	24.903	21.056	24.151	201.2
8	1'31.762	21.379	25.252	21.063	24.068	198.8
9	1'33.056	21.442	24.833	21.342	25.439	199.7
10	1'31.876	21.468	24.998	21.299	24.111	195.8
11	1'35.286	24.658	25.218	21.279	24.131	196.6
12	1'31.470	21.426	24.898	21.239	23.907	195.4
13	1'34.598	21.303	26.148	21.747	25.400	196.0
14	1'34.645 P	21.401	25.607	21.860	25.777	195.6
15	3'45.726	26.671	26.847	24.894	24.289	
16	1'31.863	21.423	25.069	21.327	24.044	193.2
17	1'34.781	21.223	28.222	21.175	24.161	197.5
18	1'34.195	21.261	25.006	22.525	25.403	198.0

9th 83 Meikon KAWAKAMI Red Bull MotoGP Roo BRA

Runs=2 Total laps=19 Full laps=16

Lap	Lap Time	T1	T2	T3	T4	Speed
1	1'41.434	21.868	27.029	22.393	25.590	
2	1'34.833	22.333	26.114	21.665	24.721	190.6
3	1'33.689	21.931	25.524	21.678	24.556	191.0
4	1'33.872	22.002	25.794	21.580	24.496	191.7
5	1'32.992	21.720	25.526	21.407	24.339	190.9
6	1'32.290	21.529	25.316	21.267	24.178	191.2
7	1'32.091	21.503	25.275	21.259	24.054	192.8
8	1'36.670 P	21.725	26.207	21.921	26.817	193.8
9	3'10.183	24.767	25.522	21.253	24.309	
10	1'31.562	21.639	24.986	20.989	23.948	192.0
11	1'32.090	21.408	25.104	21.309	24.269	195.2
12	1'33.603	21.465	25.785	21.683	24.670	195.2
13	1'32.062	21.521	25.113	21.228	24.200	188.8
14	1'32.426	21.580	25.383	21.376	24.087	189.3
15	1'31.548	21.435	25.060	21.131	23.922	191.5
16	1'32.674	21.381	25.239	21.809	24.245	190.6
17	1'31.943	21.521	24.992	21.195	24.235	192.4
18	1'32.834	21.530	25.239	21.673	24.392	192.9
19	1'31.371	21.290	25.050	21.044	23.987	196.3

10th 43 Steward GARCIA Red Bull MotoGP Roo COL

Runs=3 Total laps=18 Full laps=13

Lap	Lap Time	T1	T2	T3	T4	Speed
1	2'12.199	23.124	27.464	22.006	25.905	
2	1'32.257	21.610	25.273	21.388	23.986	191.4
3	1'31.823	21.156	25.141	21.559	23.967	194.9
4	1'37.055 P	21.804	25.365	24.189	25.697	195.5
5	1'56.262	25.011	25.277	21.633	24.168	
6	1'32.237	21.446	25.260	21.587	23.944	193.0
7	1'31.427	21.320	25.238	21.200	23.669	191.9
8	1'31.458	21.164	24.916	21.590	23.788	195.9
9	1'32.030	21.349	25.277	21.598	23.806	193.8
10	1'31.605	21.360	25.279	21.172	23.794	193.0
11	1'31.567	21.128	25.428	21.288	23.723	193.5
12	1'31.859	21.244	25.116	21.763	23.736	194.3
13	1'35.751 P	22.566	25.546	21.775	25.864	192.1
14	4'12.756	22.613	25.594	21.373	23.802	
15	1'32.370	21.363	25.585	21.543	23.879	190.7
16	1'31.602	21.322	25.209	21.221	23.850	195.3
17	1'31.678	21.189	25.293	21.378	23.818	195.4
18	1'32.007	21.279	25.308	21.544	23.876	193.3

Fastest Lap:	Can ÖNCÜ	Red Bull MotoGP Roo	TUR	1'30.340	21.305	24.794	20.648	23.593

DORNA DATA PROCESSING ,TIMING SERVICE DORNA DATA PROCESSING TIMING SERVICE DORNA DATA PROCESSING TIMING SERVICE DORNA DATA PROCESSING TIMING SERVICE DORNA DATA PROCESSING TIMING SERVICE DORNA DATA PROCESSING TIMING SERVICE DORNA DATA PROCESSING TIMING SERVICE DORNA DATA PROCCEESSS

Free Practice Nr. 1

RookiesCup

11th 7 Barry BALTUS — Red Bull MotoGP Roo BEL

Runs=2 Total laps=18 Full laps=15

Lap	Lap Time		T1	T2	T3	T4	Speed
1	1'50.285		25.454	28.033	22.819	25.819	
2	**1'36.096**		22.258	26.105	22.667	25.066	190.0
3	**1'33.897**		22.039	25.713	21.539	24.606	191.8
4	**1'33.903**		21.762	25.929	21.548	24.664	193.6
5	**1'32.605**		21.671	25.286	21.310	24.338	193.8
6	**1'31.961**		21.617	25.143	20.993	24.208	192.2
7	**1'31.948**		21.508	25.165	21.236	24.039	193.9
8	**1'31.442**		21.452	25.089	20.930	23.971	194.8
9	**1'32.133**		21.468	25.346	21.091	24.228	196.6
10	**1'31.648**		21.288	25.104	20.901	24.355	195.8
11	**1'32.323**		21.455	25.488	21.132	24.248	194.5
12	**1'32.131**		21.553	25.114	21.220	24.244	189.7
13	1'35.280	P	21.699	26.048	21.940	25.593	190.3
14	3'55.146		20.397	25.448	21.371	24.493	
15	**1'32.975**		21.714	25.372	21.541	24.348	186.2
16	**1'33.284**		21.560	25.461	21.447	24.816	188.4
17	**1'33.522**		21.790	25.590	21.678	24.464	190.9
18	**1'32.980**		21.630	25.335	21.564	24.451	191.8

12th 19 Sasha DE VITS — Red Bull MotoGP Roo BEL

Runs=1 Total laps=20 Full laps=19

Lap	Lap Time		T1	T2	T3	T4	Speed
1	1'49.318		25.666	27.763	23.914	25.944	
2	**1'35.633**		22.206	26.234	22.315	24.878	196.2
3	**1'33.338**		21.845	25.601	21.552	24.340	196.1
4	**1'32.985**		21.584	25.449	21.552	24.400	195.2
5	**1'33.361**		22.213	25.371	21.541	24.236	194.9
6	**1'32.161**		21.535	25.214	21.337	24.075	198.3
7	**1'31.604**		21.420	25.077	20.981	24.126	197.9
8	**1'32.057**		21.442	25.067	21.459	24.089	198.2
9	**1'31.885**		21.449	24.865	21.311	24.260	197.4
10	**1'32.487**		21.461	24.993	21.851	24.182	196.1
11	**1'32.816**		21.729	25.242	21.432	24.413	195.2
12	**1'32.084**		21.424	24.874	21.298	24.488	195.1
13	**1'36.588**		21.720	28.832	21.725	24.311	196.0
14	**1'33.226**		21.879	25.611	21.728	24.008	194.8
15	**1'31.467**		21.467	25.039	21.065	23.896	193.0
16	**1'31.953**		21.333	25.177	21.284	24.159	195.8
17	**1'32.381**		21.458	25.397	21.365	24.161	193.5
18	**1'33.607**		22.801	25.501	21.217	24.088	196.0
19	**1'31.970**		21.287	25.059	21.452	24.172	195.5
20	**1'32.145**		21.350	25.361	21.281	24.153	198.4

13th 24 Xavier ARTIGAS — Red Bull MotoGP Roo SPA

Runs=2 Total laps=19 Full laps=16

Lap	Lap Time		T1	T2	T3	T4	Speed
1	1'50.292		24.685	28.289	22.481	25.577	
2	**1'36.261**		23.307	26.007	22.034	24.913	180.6
3	**1'32.736**		21.732	25.553	21.415	24.036	199.0
4	**1'32.037**		21.491	25.155	21.252	24.139	200.4
5	**1'32.541**		21.822	25.341	21.465	23.913	196.6
6	**1'32.617**		22.111	25.319	21.189	23.998	196.2
7	**1'31.535**		21.407	25.290	20.882	23.956	199.1
8	**1'31.604**		21.394	25.176	21.090	23.944	200.0
9	**1'32.466**		21.409	25.361	21.636	24.060	197.7
10	**1'32.503**		21.411	25.223	21.661	24.208	197.5
11	**1'32.711**		22.273	25.298	21.136	24.004	195.3
12	**1'32.297**		21.393	25.123	21.284	24.497	196.8
13	1'36.339	P	21.704	26.516	21.756	26.363	195.9
14	3'00.233		27.162	26.148	21.811	24.474	
15	**1'32.523**		21.588	25.509	21.416	24.010	193.9
16	**1'35.396**		21.869	27.113	21.983	24.431	194.3
17	**1'31.549**		21.174	25.142	21.250	23.983	198.1
18	**1'32.161**		21.369	25.399	21.440	23.953	196.3
19	**1'32.093**		21.213	25.600	21.268	24.012	197.6

14th 66 Adrian HUERTAS — Red Bull MotoGP Roo SPA

Runs=2 Total laps=19 Full laps=16

Lap	Lap Time		T1	T2	T3	T4	Speed
1	1'49.004		25.621	28.072	22.508	25.060	
2	**1'35.240**		21.935	26.151	22.019	25.135	198.6
3	**1'33.334**		21.651	25.795	21.627	24.261	195.6
4	**1'33.268**		21.526	25.769	21.695	24.278	194.9
5	**1'35.206**		23.391	25.673	21.656	24.486	193.7
6	**1'32.312**		21.662	25.453	21.077	24.120	200.4
7	**1'31.907**		21.561	25.437	21.188	23.721	198.0
8	**1'31.655**		21.388	25.488	20.875	23.904	199.3
9	**1'32.501**		21.559	25.445	21.519	23.978	199.2
10	1'33.139	P	21.348	25.477	21.084	25.230	198.5
11	3'14.340		22.946	26.009	21.499	24.299	
12	**1'33.320**		21.742	25.621	21.334	24.623	193.7
13	**1'32.014**		21.579	25.291	21.072	24.072	192.2
14	**1'31.672**		21.363	25.317	21.253	23.739	194.4
15	**1'32.245**		21.193	25.545	21.694	23.813	194.3
16	**1'31.959**		21.237	25.318	21.321	24.083	192.9
17	**1'32.636**		21.312	25.430	21.419	24.475	196.0
18	**1'32.656**		21.677	25.422	21.414	24.143	195.4
19	**1'32.116**		21.317	25.369	21.376	24.054	194.9

15th 3 Pasquale ALFANO — Red Bull MotoGP Roo ITA

Runs=1 Total laps=20 Full laps=19

Lap	Lap Time		T1	T2	T3	T4	Speed
1	1'48.042		23.582	27.412	24.313	25.599	
2	**1'37.323**		21.916	26.417	23.625	25.365	193.1
3	**1'33.411**		21.636	25.737	21.656	24.382	197.2
4	**1'32.760**		21.427	25.453	21.475	24.405	198.0
5	**1'33.411**		22.120	25.455	21.596	24.240	198.4
6	**1'32.464**		21.416	25.384	21.390	24.274	197.4
7	**1'32.189**		21.573	25.240	21.233	24.143	200.3
8	**1'32.214**		21.472	25.297	21.318	24.127	197.5
9	**1'32.435**		21.557	25.405	21.199	24.274	195.0
10	**1'32.590**		21.843	25.434	21.239	24.074	192.8
11	**1'32.360**		21.669	25.452	21.284	23.955	195.4
12	**1'32.270**		21.528	25.301	21.303	24.138	197.0
13	**1'34.054**		21.854	25.903	21.592	24.705	194.9
14	**1'32.696**		21.656	25.295	21.360	24.385	194.9
15	**1'32.391**		21.630	25.245	21.378	24.138	194.3
16	**1'32.438**		21.487	25.312	21.267	24.372	193.5
17	**1'32.491**		21.642	25.338	21.369	24.142	193.4
18	**1'34.504**		21.528	27.511	21.361	24.104	198.0
19	**1'32.065**		21.390	25.243	21.412	24.020	197.0
20	**1'32.019**		21.321	25.285	21.156	24.257	196.2

Fastest Lap: Can ÖNCÜ — Red Bull MotoGP Roo TUR **1'30.340** 21.305 24.794 20.648 23.593

DORNA DATA PROCESSING -TIMING SERVICE DORNA DATA PROCESSING TIMING SERVICE DORNA DATA PROCESSING TIMING SERVICE DORNA DATA PROCESSING TIMING SERVICE DORNA DATA PROCESSING TIMING SERVICE DORNA DATA PROCESSING TIMING SERVICE DORNA DATA PROCESSING TIMING SERVICE DORNA DATA PROCCEESSS

Free Practice Nr. 1

RookiesCup

16th 22 Peetu PAAVILAINE — Red Bull MotoGP Roo FIN

Runs=2 Total laps=17 Full laps=14

Lap	Lap Time	T1	T2	T3	T4	Speed
1	1'48.257	24.001	26.864	22.960	25.707	
2	**1'35.440**	22.002	26.184	22.388	24.866	198.2
3	**1'33.830**	21.879	25.783	21.650	24.518	196.2
4	2'09.431 P	29.740	34.106	31.378	34.207	144.4
5	4'43.952	26.017	26.456	22.277	25.328	
6	**1'34.718**	22.327	25.941	21.962	24.488	194.4
7	**1'32.887**	21.843	25.433	21.257	24.354	196.0
8	**1'33.664**	21.826	26.048	21.371	24.419	195.4
9	**1'33.497**	21.843	25.644	21.416	24.594	194.5
10	**1'33.122**	21.854	25.576	21.294	24.398	193.3
11	**1'32.470**	21.698	25.411	21.202	24.159	195.8
12	**1'32.455**	21.745	25.478	21.127	24.105	193.0
13	**1'32.748**	21.573	25.366	21.370	24.439	193.5
14	**1'32.386**	21.726	25.401	21.182	24.077	192.1
15	**1'32.167**	21.646	25.229	21.066	24.226	195.1
16	**1'32.487**	21.287	25.866	21.108	24.226	198.6
17	**1'32.460**	21.419	25.134	21.817	24.090	199.9

17th 30 Max COOK — Red Bull MotoGP Roo GBR

Runs=3 Total laps=18 Full laps=13

Lap	Lap Time	T1	T2	T3	T4	Speed
1	1'54.592	25.565	29.186	24.197	26.321	
2	**1'36.861**	22.907	26.418	22.452	25.084	195.6
3	**1'35.346**	22.550	25.952	22.276	24.568	195.5
4	**1'35.819**	22.346	26.158	22.804	24.511	197.6
5	**1'34.596**	22.174	25.912	22.009	24.501	193.8
6	**1'34.322**	22.092	25.876	21.791	24.563	194.5
7	**1'34.295**	21.991	26.014	21.857	24.433	194.0
8	**1'33.492**	21.907	25.515	21.546	24.524	194.3
9	1'35.236 P	22.105	25.878	21.986	25.267	193.9
10	3'11.601	25.204	26.003	21.806	24.410	
11	**1'33.484**	21.820	25.610	21.795	24.259	192.2
12	**1'33.270**	21.804	25.602	21.597	24.267	192.8
13	**1'33.557**	21.865	25.570	21.767	24.355	189.8
14	1'34.445 P	21.815	25.533	21.715	25.382	190.9
15	1'53.746	22.288	25.626	21.407	24.186	
16	**1'32.542**	21.506	25.344	21.477	24.215	193.8
17	**1'33.536**	21.880	25.628	21.488	24.540	196.1
18	**1'32.585**	21.322	25.408	21.531	24.324	197.0

18th 88 Matteo PATACCA — Red Bull MotoGP Roo ITA

Runs=2 Total laps=18 Full laps=15

Lap	Lap Time	T1	T2	T3	T4	Speed
1	1'53.807	26.813	29.329	24.150	26.728	
2	**1'36.620**	22.453	26.491	22.435	25.241	195.0
3	**1'36.049**	22.259	25.938	22.735	25.117	193.6
4	**1'37.006**	22.404	26.289	23.377	24.936	194.2
5	**1'35.140**	22.157	25.815	22.309	24.859	193.7
6	**1'34.270**	21.793	25.756	21.934	24.787	193.0
7	**1'34.298**	21.677	25.885	22.117	24.619	194.3
8	**1'33.951**	21.655	25.483	22.018	24.795	195.0
9	1'37.978 P	21.782	25.713	21.999	28.484	193.5
10	3'21.497	22.131	25.833	22.062	24.173	
11	**1'33.228**	21.537	25.494	21.783	24.414	193.5
12	**1'33.014**	21.562	25.446	21.674	24.332	192.2
13	**1'32.967**	21.677	25.352	21.684	24.254	191.8
14	**1'32.894**	21.648	25.406	21.564	24.276	189.8
15	**1'33.554**	21.666	25.644	21.836	24.408	192.0
16	**1'32.815**	21.503	25.302	21.735	24.275	191.4
17	**1'33.670**	21.529	25.681	22.040	24.420	194.4
18	**1'33.929**	21.511	25.210	22.687	24.521	194.3

19th 99 Carlos TATAY — Red Bull MotoGP Roo SPA

Runs=1 Total laps=18 Full laps=17

Lap	Lap Time	T1	T2	T3	T4	Speed
1	2'04.328	24.335	28.731	24.454	26.485	
2	**1'37.215**	22.409	26.699	22.944	25.163	194.3
3	**1'35.230**	22.277	25.931	22.462	24.560	196.5
4	**1'35.299**	22.028	25.591	22.934	24.746	198.8
5	**3'14.819**	21.661	25.471	2'01.087	26.600	196.6
6	**1'35.952**	22.408	26.057	22.675	24.812	193.9
7	**1'34.814**	22.163	25.787	22.126	24.738	195.4
8	**1'34.347**	21.993	25.571	22.133	24.650	193.7
9	**1'33.849**	21.831	25.620	21.886	24.512	194.6
10	**1'33.210**	21.689	25.616	21.608	24.297	195.2
11	**1'33.100**	21.705	25.442	21.786	24.167	195.5
12	**1'33.788**	21.965	25.436	21.952	24.435	195.0
13	**1'32.874**	21.657	25.300	21.591	24.326	193.2
14	**1'33.441**	21.776	25.442	21.940	24.283	192.9
15	**1'33.118**	21.683	25.434	21.774	24.227	193.7
16	**1'33.153**	21.586	25.348	21.787	24.432	194.1
17	**1'34.486**	21.676	26.918	21.665	24.227	196.1
18	**1'33.080**	21.452	25.232	22.103	24.293	201.3

20th 31 Gerry SALIM — Red Bull MotoGP Roo INA

Runs=2 Total laps=17 Full laps=13

Lap	Lap Time	T1	T2	T3	T4	Speed
1	1'54.088	25.371	28.579	24.782	26.127	
2	**1'33.938**	21.844	25.883	21.665	24.546	199.2
3	**1'34.489**	22.269	25.887	22.004	24.329	196.3
4	**1'33.662**	21.795	25.583	22.166	24.118	197.3
5	**1'33.082**	21.797	25.408	21.676	24.201	194.8
6	**1'36.384**	21.821	26.436	22.861	25.266	194.9
7	**1'38.548**	23.775	26.888	22.746	25.139	193.7
8	**1'35.066**	21.984	26.100	22.078	24.904	193.9
9	**1'35.593**	22.475	25.978	22.030	25.110	194.3
10	**1'34.263**	22.619	25.353	21.625	24.666	191.6
11	**1'34.448**	22.326	25.858	21.794	24.470	190.2
12	**1'33.690**	21.805	25.619	21.880	24.386	191.8
13	1'35.157 P	21.613	25.736	21.895	25.913	192.4
14	3'35.729	24.749	27.164	21.795	24.467	
15	**1'33.328**	21.774	25.516	21.819	24.219	191.3
16	**1'33.403**	21.505	25.634	21.765	24.499	192.8
17	1'40.148 P	22.773	27.067	22.733	27.575	194.4

21st 44 Nicolas HERNANDE — Red Bull MotoGP Roo COL

Runs=2 Total laps=15 Full laps=11

Lap	Lap Time	T1	T2	T3	T4	Speed
1	1'48.750	23.767	28.182	26.367	26.365	
2	**1'38.166**	22.522	26.829	23.433	25.382	196.0
3	**1'37.039**	22.408	26.385	23.213	25.033	198.5
4	**1'39.812**	22.986	27.215	24.500	25.111	195.6
5	**1'36.279**	22.460	25.972	22.738	25.109	196.2
6	**1'35.420**	22.058	25.985	22.602	24.775	195.7
7	**1'34.977**	22.124	25.785	22.408	24.660	195.9

Fastest Lap: Can ÖNCÜ — Red Bull MotoGP Roo TUR **1'30.340** 21.305 24.794 20.648 23.593

DORNA DATA PROCESSING ,TIMING SERVICE DORNA DATA PROCESSING TIMING SERVICE DORNA DATA PROCESSING TIMING SERVICE DORNA DATA PROCESSING TIMING SERVICE DORNA DATA PROCESSING TIMING SERVICE DORNA DATA PROCESSING TIMING SERVICE DORNA DATA PROCESSING TIMING SERVICE DORNA DATA PROCCEESSS

Lap	Lap Time		T1	T2	T3	T4	Speed	Lap	Lap Time	T1	T2	T3	T4	Speed
8	**1'34.824**		22.157	25.655	22.203	24.809	195.6							
9	1'39.009	P	22.529	26.518	23.306	26.656	191.8							
10	4'05.239		27.582	27.249	22.733	24.912								
11	**1'36.325**		22.518	26.420	22.347	25.040	192.3							
12	**1'34.005**		22.267	25.554	21.749	24.435	192.1							
13	**1'33.144**		21.993	25.423	21.486	24.242	194.7							
14	**1'33.917**		22.071	25.797	21.689	24.360	193.5							
15	3'32.918	P	22.326	25.644	21.915	2'23.033	192.5							

22nd 29 Billy VAN EERDE Red Bull MotoGP Roo AUS

Runs=2 Total laps=19 Full laps=17

1	2'01.890	P	27.452	29.302	24.736	27.809	
2	2'32.521		23.346	27.843	25.921	26.194	
3	**1'38.194**		22.781	27.023	23.148	25.242	192.4
4	**1'37.036**		22.711	26.744	22.721	24.860	192.2
5	**1'35.983**		22.510	26.458	22.312	24.703	193.2
6	**1'34.870**		22.357	26.113	21.930	24.470	194.6
7	**1'35.159**		22.198	26.297	21.920	24.744	195.4
8	**1'34.351**		21.985	25.997	21.686	24.683	196.6
9	**1'35.204**		22.037	26.159	22.363	24.645	194.0
10	**1'33.539**		21.970	26.031	21.428	24.110	198.4
11	**1'36.820**		24.820	25.961	21.702	24.337	195.5
12	**1'34.562**		22.007	25.848	21.522	25.185	194.6
13	**1'33.874**		22.238	25.798	21.569	24.269	192.4
14	**1'33.809**		22.200	26.030	21.397	24.182	193.1
15	**1'33.622**		22.003	25.764	21.700	24.155	195.3
16	**1'33.584**		21.892	25.622	21.572	24.498	195.5
17	**1'33.870**		21.894	26.017	21.625	24.334	195.5
18	**1'33.256**		21.614	25.727	21.594	24.321	195.6
19	**1'33.448**		21.900	25.658	21.628	24.262	195.4

23rd 62 Aidan LIEBENBER Red Bull MotoGP Roo RSA

Runs=1 Total laps=19 Full laps=17

1	1'54.724		25.838	29.497	25.080	26.902	
2	**1'40.564**		23.528	27.390	23.766	25.880	193.4
3	**1'40.113**		23.335	27.618	23.515	25.645	190.6
4	**1'41.197**		23.641	26.878	25.041	25.637	190.4
5	**1'38.997**		22.918	27.211	23.365	25.503	190.8
6	**1'37.986**		22.796	26.879	23.196	25.115	190.6
7	**1'36.663**		22.659	26.586	22.595	24.823	191.3
8	**1'35.551**		22.544	26.293	22.328	24.386	192.1
9	**1'35.024**		22.317	25.976	22.118	24.613	192.6
10	**1'35.633**		22.315	26.172	22.345	24.801	191.6
11	**1'34.624**		22.173	25.690	22.190	24.571	190.0
12	**1'34.408**		22.052	25.793	21.919	24.644	191.0
13	**1'34.594**		22.231	26.038	21.852	24.473	190.6
14	**1'34.330**		22.027	25.878	21.933	24.492	189.1
15	**1'34.233**		22.247	26.001	21.545	24.440	189.7
16	**1'34.334**		22.062	25.836	22.013	24.423	190.8
17	**1'34.776**		22.075	25.954	22.096	24.651	191.2
18	**1'37.959**		22.189	27.100	22.616	26.054	192.2
19	1'38.964	P	22.652	26.356	22.839	27.117	188.9

Fastest Lap:	Can ÖNCÜ	Red Bull MotoGP Roo	TUR	**1'30.340**	21.305	24.794	20.648	23.593

DORNA DATA PROCESSING ,TIMING SERVICE DORNA DATA PROCESSING TIMING SERVICE DORNA DATA PROCESSING TIMING SERVICE DORNA DATA PROCESSING TIMING SERVICE DORNA DATA PROCESSING TIMING SERVICE DORNA DATA PROCESSING TIMING SERVICE DORNA DATA PROCESSING TIMING SERVICE DORNA DATA PROCCEESSS

Sachsenring

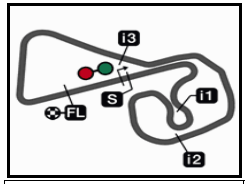

3671 m.

Results and timing service provided by TISSOT

RookiesCup

PRAMAC MOTORRAD GRAND PRIX DEUTSCHLAND

Free Practice Nr. 1

Best Partial Times

IT *Ideal Lap Time, sum of the best partial times* ***BT*** *Best Lap Time*

T1			T2		T3		T4	
Pos	Rider	Time	Rider	Time	Rider	Time	Rider	Time
1	R.YAMANAKA	21.046	C.ÖNCÜ	24.664	D.ÖNCÜ	20.636	C.ÖNCÜ	23.593
2	**C.ÖNCÜ**	**21.056**	**A.CARRASCO**	**24.812**	**C.ÖNCÜ**	**20.648**	**D.ÖNCÜ**	**23.647**
3	A.CARRASCO	21.067	F.SALAC	24.813	A.HUERTAS	20.875	S.KELLY	23.649
4	**F.SALAC**	**21.096**	**D.JONES**	**24.833**	**X.ARTIGAS**	**20.882**	**F.SALAC**	**23.667**
5	S.GARCIA	21.128	D.ÖNCÜ	24.842	B.BALTUS	20.901	S.GARCIA	23.669
6	**X.ARTIGAS**	**21.174**	**S.DE VITS**	**24.865**	**S.KELLY**	**20.953**	**A.HUERTAS**	**23.721**
7	A.HUERTAS	21.193	S.KELLY	24.908	R.YAMANAKA	20.973	R.YAMANAKA	23.753
8	**D.ÖNCÜ**	**21.218**	**S.GARCIA**	**24.916**	**S.DE VITS**	**20.981**	**A.CARRASCO**	**23.770**
9	D.JONES	21.223	S.JESPERSEN	24.953	M.KAWAKAMI	20.989	S.JESPERSEN	23.842
10	**S.KELLY**	**21.279**	**M.KAWAKAMI**	**24.986**	**A.CARRASCO**	**20.995**	**S.DE VITS**	**23.896**
11	S.DE VITS	21.287	R.YAMANAKA	24.993	F.SALAC	21.026	D.JONES	23.907
12	**P.PAAVILAINEN**	**21.287**	**B.BALTUS**	**25.089**	**D.JONES**	**21.056**	**X.ARTIGAS**	**23.913**
13	B.BALTUS	21.288	X.ARTIGAS	25.123	S.JESPERSEN	21.066	M.KAWAKAMI	23.922
14	**M.KAWAKAMI**	**21.290**	**P.PAAVILAINEN**	**25.134**	**P.PAAVILAINEN**	**21.066**	**P.ALFANO**	**23.955**
15	S.JESPERSEN	21.302	M.PATACCA	25.210	P.ALFANO	21.156	B.BALTUS	23.971
16	**P.ALFANO**	**21.321**	**C.TATAY**	**25.232**	**S.GARCIA**	**21.172**	**P.PAAVILAINEN**	**24.077**
17	M.COOK	21.322	P.ALFANO	25.240	B.VAN EERDE	21.397	B.VAN EERDE	24.110
18	**C.TATAY**	**21.452**	**A.HUERTAS**	**25.291**	**M.COOK**	**21.407**	**G.SALIM**	**24.118**
19	M.PATACCA	21.503	M.COOK	25.344	N.HERNANDEZ	21.486	C.TATAY	24.167
20	**G.SALIM**	**21.505**	**G.SALIM**	**25.353**	**A.LIEBENBERG**	**21.545**	**M.PATACCA**	**24.173**
21	B.VAN EERDE	21.614	N.HERNANDEZ	25.423	M.PATACCA	21.564	M.COOK	24.186
22	**N.HERNANDEZ**	**21.993**	**B.VAN EERDE**	**25.622**	**C.TATAY**	**21.591**	**N.HERNANDEZ**	**24.242**
23	A.LIEBENBERG	22.027	A.LIEBENBERG	25.690	G.SALIM	21.625	A.LIEBENBERG	24.386

Pos	Rider	IT	BT	
1	**C.ÖNCÜ**	1'29.961	1'30.340	(1)
2	**D.ÖNCÜ**	1'30.343	1'30.453	(2)
3	**F.SALAC**	1'30.602	1'30.811	(4)
4	**A.CARRASCO**	1'30.644	1'30.701	(3)
5	**R.YAMANAKA**	1'30.765	1'31.038	(6)
6	**S.KELLY**	1'30.789	1'30.924	(5)
7	**S.GARCIA**	1'30.885	1'31.427	(10)
8	**D.JONES**	1'31.019	1'31.361	(8)
9	**S.DE VITS**	1'31.029	1'31.467	(12)
10	**A.HUERTAS**	1'31.080	1'31.655	(14)
11	**X.ARTIGAS**	1'31.092	1'31.535	(13)
12	**S.JESPERSEN**	1'31.163	1'31.289	(7)
13	**M.KAWAKAMI**	1'31.187	1'31.371	(9)
14	**B.BALTUS**	1'31.249	1'31.442	(11)
15	**P.PAAVILAINE**	1'31.564	1'32.167	(16)
16	**P.ALFANO**	1'31.672	1'32.019	(15)
17	**M.COOK**	1'32.259	1'32.542	(17)
18	**C.TATAY**	1'32.442	1'32.874	(19)
19	**M.PATACCA**	1'32.450	1'32.815	(18)
20	**G.SALIM**	1'32.601	1'33.082	(20)
21	**B.VAN EERDE**	1'32.743	1'33.256	(22)
22	**N.HERNANDE**	1'33.144	1'33.144	(21)
23	**A.LIEBENBER**	1'33.648	1'34.233	(23)

DORNA DATA PROCESSING .TIMING SERVICE DORNA DATA PROCESSING TIMING SERVICE DORNA DATA PROCESSING TIMING SERVICE DORNA DATA PROCESSING TIMING SERVICE DORNA DATA PROCESSING TIMING SERVICE DORNA DATA PROCESSING TIMING SERVICE DORNA DATA PROCESSING TIMING SERVICE DORNA DATA PROCCEESSS

Sachsenring

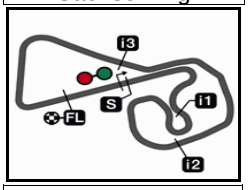

3671 m.

Results and timing service provided by TISSOT

RookiesCup

PRAMAC MOTORRAD GRAND PRIX DEUTSCHLAND

Free Practice Nr. 1

Fastest Laps Sequence

Practice Time		Rider	Nation	Motorcycle	Time	Km/h	Rider's Lap
3'16.267	83	**Meikon KAWAKAMI**	BRA	KTM	**1'34.833**	139.3	2
3'22.113	5	**Simon JESPERSEN**	DEN	KTM	**1'34.807**	139.3	2
3'25.036	40	**Sean KELLY**	USA	KTM	**1'34.777**	139.4	2
3'27.679	6	**Ryusei YAMANAKA**	JPN	KTM	**1'34.234**	140.2	2
3'27.948	11	**Dan JONES**	GBR	KTM	**1'34.013**	140.5	2
3'28.026	31	**Gerry SALIM**	INA	KTM	**1'33.938**	140.6	2
3'42.730	28	**Adrian CARRASCO**	SPA	KTM	**1'31.997**	143.6	2
5'16.279	43	**Steward GARCIA**	COL	KTM	**1'31.823**	143.9	3
8'04.445	6	**Ryusei YAMANAKA**	JPN	KTM	**1'31.778**	143.9	5
8'24.785	53	**Deniz ÖNCÜ**	TUR	KTM	**1'31.390**	144.6	5
9'55.672	53	**Deniz ÖNCÜ**	TUR	KTM	**1'30.887**	145.4	6
11'26.321	53	**Deniz ÖNCÜ**	TUR	KTM	**1'30.649**	145.7	7
22'05.830	61	**Can ÖNCÜ**	TUR	KTM	**1'30.514**	146.0	11
26'37.253	61	**Can ÖNCÜ**	TUR	KTM	**1'30.340**	146.2	14

DORNA DATA PROCESSING _TIMING SERVICE DORNA DATA PROCESSING TIMING SERVICE DORNA DATA PROCESSING TIMING SERVICE DORNA DATA PROCESSING TIMING SERVICE DORNA DATA PROCESSING TIMING SERVICE DORNA DATA PROCESSING TIMING SERVICE DORNA DATA PROCESSING TIMING SERVICE DORNA DATA PROCCEESSS