Sachsenring

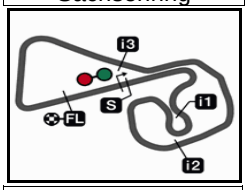

3671 m.

Results and timing service provided by TISSOT

RookiesCup

PRAMAC MOTORRAD GRAND PRIX DEUTSCHLAND

Free Practice Nr. 2

Classification

9

		Rider	Nation	Team	Motorcycle	Time	Lap	Total	Gap		Top Speed
1	61	**Can ÖNCÜ**	TUR	Red Bull MotoGP Rookies Cup	KTM	**1'29.377**	17	17			**196.1**
2	53	**Deniz ÖNCÜ**	TUR	Red Bull MotoGP Rookies Cup	KTM	**1'29.481**	6	18	0.104	0.104	**198.8**
3	28	**Adrian CARRASCO**	SPA	Red Bull MotoGP Rookies Cup	KTM	**1'29.700**	11	18	0.323	0.219	**197.7**
4	12	**Filip SALAC**	CZE	Red Bull MotoGP Rookies Cup	KTM	**1'29.755**	6	18	0.378	0.055	**196.6**
5	24	**Xavier ARTIGAS**	SPA	Red Bull MotoGP Rookies Cup	KTM	**1'30.120**	6	17	0.743	0.365	**199.2**
6	66	**Adrian HUERTAS**	SPA	Red Bull MotoGP Rookies Cup	KTM	**1'30.222**	3	18	0.845	0.102	**198.5**
7	6	**Ryusei YAMANAKA**	JPN	Red Bull MotoGP Rookies Cup	KTM	**1'30.309**	3	19	0.932	0.087	**196.7**
8	19	**Sasha DE VITS**	BEL	Red Bull MotoGP Rookies Cup	KTM	**1'30.374**	4	17	0.997	0.065	**198.2**
9	22	**Peetu PAAVILAINEN**	FIN	Red Bull MotoGP Rookies Cup	KTM	**1'30.376**	17	19	0.999	0.002	**198.6**
10	43	**Steward GARCIA**	COL	Red Bull MotoGP Rookies Cup	KTM	**1'30.540**	5	15	1.163	0.164	**196.9**
11	40	**Sean KELLY**	USA	Red Bull MotoGP Rookies Cup	KTM	**1'30.759**	10	17	1.382	0.219	**197.1**
12	99	**Carlos TATAY**	SPA	Red Bull MotoGP Rookies Cup	KTM	**1'30.874**	18	18	1.497	0.115	**198.2**
13	5	**Simon JESPERSEN**	DEN	Red Bull MotoGP Rookies Cup	KTM	**1'30.904**	3	17	1.527	0.030	**194.4**
14	11	**Dan JONES**	GBR	Red Bull MotoGP Rookies Cup	KTM	**1'30.926**	3	16	1.549	0.022	**201.1**
15	83	**Meikon KAWAKAMI**	BRA	Red Bull MotoGP Rookies Cup	KTM	**1'31.019**	8	18	1.642	0.093	**192.5**
16	3	**Pasquale ALFANO**	ITA	Red Bull MotoGP Rookies Cup	KTM	**1'31.095**	17	20	1.718	0.076	**198.7**
17	7	**Barry BALTUS**	BEL	Red Bull MotoGP Rookies Cup	KTM	**1'31.107**	16	17	1.730	0.012	**193.7**
18	30	**Max COOK**	GBR	Red Bull MotoGP Rookies Cup	KTM	**1'31.447**	5	16	2.070	0.340	**198.2**
19	31	**Gerry SALIM**	INA	Red Bull MotoGP Rookies Cup	KTM	**1'31.499**	11	19	2.122	0.052	**199.9**
20	88	**Matteo PATACCA**	ITA	Red Bull MotoGP Rookies Cup	KTM	**1'31.541**	8	17	2.164	0.042	**197.1**
21	44	**Nicolas HERNANDEZ**	COL	Red Bull MotoGP Rookies Cup	KTM	**1'32.441**	7	15	3.064	0.900	**198.4**
22	62	**Aidan LIEBENBERG**	RSA	Red Bull MotoGP Rookies Cup	KTM	**1'32.563**	12	17	3.186	0.122	**194.6**
23	29	**Billy VAN EERDE**	AUS	Red Bull MotoGP Rookies Cup	KTM	**1'32.762**	3	12	3.385	0.199	**196.4**

Practice condition: **Dry**
Air: 25°
Humidity: 42%
Ground: 39°

Fastest Lap:	Lap: 17	**Can ÖNCÜ**	**1'29.377**	147.8 Km/h
Circuit Record Lap:	2014	**Manuel PAGLIANI**	**1'29.134**	148.2 Km/h
Circuit Best Lap:	2014	**Manuel PAGLIANI**	**1'29.134**	148.2 Km/h

The results are provisional until the end of the limit for protest and appeals.

Time limit for protest expires 30' after publication of the results - ..... Time: .....

DORNA DATA PROCESSING .TIMING SERVICE DORNA DATA PROCESSING TIMING SERVICE DORNA DATA PROCESSING TIMING SERVICE DORNA DATA PROCESSING TIMING SERVICE DORNA DATA PROCESSING TIMING SERVICE DORNA DATA PROCESSING TIMING SERVICE DORNA DATA PROCESSING TIMING SERVICE DORNA DATA PROCCEESSS

Sachsenring, Friday, July 13, 2018

Sachsenring

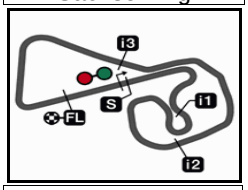

3671 m.

Results and timing service provided by TISSOT

RookiesCup

PRAMAC MOTORRAD GRAND PRIX DEUTSCHLAND

Free Practice Nr. 2

Top Speed & Average

4

	Rider	Nation	Motorcycle	Top 5 speeds					Average	Top
11	**Dan JONES**	**GBR**	KTM	201.1	197.2	196.6	196.6	193.8	197.1	**201.1**
31	**Gerry SALIM**	**INA**	KTM	199.9	198.4	198.0	197.9	196.0	197.7	**199.9**
24	**Xavier ARTIGAS**	**SPA**	KTM	199.2	198.7	197.9	197.8	197.2	198.2	**199.2**
53	**Deniz ÖNCÜ**	**TUR**	KTM	198.8	197.8	197.2	196.3	195.7	197.2	**198.8**
3	**Pasquale ALFANO**	**ITA**	KTM	198.7	198.6	197.9	196.8	196.0	197.6	**198.7**
22	**Peetu PAAVILAINEN**	**FIN**	KTM	198.6	197.2	196.0	195.7	194.8	196.5	**198.6**
66	**Adrian HUERTAS**	**SPA**	KTM	198.5	197.6	196.8	195.8	195.4	196.6	**198.5**
44	**Nicolas HERNANDEZ**	**COL**	KTM	198.4	196.1	195.8	195.6	195.5	196.3	**198.4**
19	**Sasha DE VITS**	**BEL**	KTM	198.2	197.8	197.7	196.0	195.8	197.1	**198.2**
99	**Carlos TATAY**	**SPA**	KTM	198.2	196.7	196.5	195.7	195.2	196.5	**198.2**
30	**Max COOK**	**GBR**	KTM	198.2	195.0	194.7	194.2	193.8	195.2	**198.2**
28	**Adrian CARRASCO**	**SPA**	KTM	197.7	196.7	195.9	194.6	194.5	195.7	**197.7**
40	**Sean KELLY**	**USA**	KTM	197.1	196.6	196.4	196.3	195.6	196.4	**197.1**
88	**Matteo PATACCA**	**ITA**	KTM	197.1	195.7	195.4	195.3	193.0	195.3	**197.1**
43	**Steward GARCIA**	**COL**	KTM	196.9	194.9	194.4	194.1	193.9	194.8	**196.9**
6	**Ryusei YAMANAKA**	**JPN**	KTM	196.7	196.3	196.1	195.8	195.6	196.0	**196.7**
12	**Filip SALAC**	**CZE**	KTM	196.6	196.5	196.2	196.0	195.4	196.1	**196.6**
29	**Billy VAN EERDE**	**AUS**	KTM	196.4	195.3	194.9	194.9	194.8	195.3	**196.4**
61	**Can ÖNCÜ**	**TUR**	KTM	196.1	196.0	195.0	194.6	194.4	195.2	**196.1**
62	**Aidan LIEBENBERG**	**RSA**	KTM	194.6	194.5	192.7	191.9	190.5	192.8	**194.6**
5	**Simon JESPERSEN**	**DEN**	KTM	194.4	194.2	193.2	192.8	191.8	193.3	**194.4**
7	**Barry BALTUS**	**BEL**	KTM	193.7	193.7	193.3	193.2	193.1	193.4	**193.7**
83	**Meikon KAWAKAMI**	**BRA**	KTM	192.5	192.3	191.9	191.6	190.9	191.8	**192.5**

DORNA DATA PROCESSING ,TIMING SERVICE DORNA DATA PROCESSING TIMING SERVICE DORNA DATA PROCESSING TIMING SERVICE DORNA DATA PROCESSING TIMING SERVICE DORNA DATA PROCESSING TIMING SERVICE DORNA DATA PROCESSING TIMING SERVICE DORNA DATA PROCESSING TIMING SERVICE DORNA DATA PROCCEESSS

Sachsenring, Friday, July 13, 2018

Sachsenring

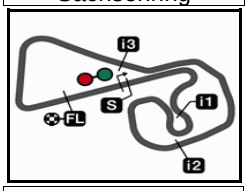

3671 m.

Results and timing service provided by TISSOT

RookiesCup

PRAMAC MOTORRAD GRAND PRIX DEUTSCHLAND

Free Practice Nr. 2

Chronological Analysis of Performances

5

** Lap / Sector time cancelled* — *T1 Time from finish line to 1st intermediate* — *T3 Time from 2nd intermed. to 3rd intermed.*

P Crossing the finish line in pit lane — *T2 Time from 1st intermed. to 2nd intermed.* — *T4 Time from 3rd intermediate to finish line*

1st 61 Can ÖNCÜ — Red Bull MotoGP Roo TUR

Runs=3 Total laps=17 Full laps=11

Lap	Lap Time		T1	T2	T3	T4	Speed
1	2'25.638		26.049	27.427	22.007	23.444	
2	**1'29.962**		21.207	24.657	20.749	23.349	195.0
3	**1'30.008**		21.188	24.586	20.739	23.495	192.9
4	1'31.730	*	21.185	24.843	20.754	24.948*	191.9
5	1'30.819	P	21.073	24.505	20.888	24.353	194.6
6	3'14.099		24.465	24.786	21.024	23.549	
7	**1'29.830**		21.197	24.695	20.502	23.436	190.9
8	**1'29.757**		21.049	24.617	20.540	23.551	190.4
9	**1'29.517**		21.014	24.669	20.463	23.371	191.2
10	1'34.856	P	20.968	27.117	22.105	24.666	192.0
11	3'27.135		23.642	24.782	20.952	23.299	
12	**1'29.592**		20.995	24.494	20.603	23.500	192.8
13	**1'31.538**		21.032	24.502	20.489	25.515	191.4
14	**1'41.293**		21.089	24.742	20.631	34.831	194.4
15	**1'39.514**		30.311	24.954	20.516	23.733	152.9
16	**1'29.496**		20.898	24.653	20.497	23.448	196.0
17	**1'29.377**		20.933	24.565	20.526	23.353	196.1

2nd 53 Deniz ÖNCÜ — Red Bull MotoGP Roo TUR

Runs=3 Total laps=18 Full laps=13

Lap	Lap Time		T1	T2	T3	T4	Speed
1	2'25.264		29.951	27.574	21.472	23.619	
2	**1'30.674**		21.309	24.641	20.968	23.756	195.2
3	**1'30.001**		21.126	24.624	20.606	23.645	197.8
4	**1'31.039**		21.150	24.942	20.617	24.330	198.8
5	**1'29.873**		21.079	24.492	20.559	23.743	195.7
6	**1'29.481**		21.102	24.467	20.530	23.382	194.5
7	**1'29.823**		21.119	24.723	20.487	23.494	194.1
8	**1'29.717**		21.078	24.632	20.517	23.490	194.5
9	1'34.834	P	23.020	25.229	20.908	25.677	193.7
10	1'54.734		22.308	25.051	20.725	23.766	
11	**1'30.400**		21.284	24.689	20.599	23.828	194.6
12	1'31.496	P	21.164	24.750	20.774	24.808	194.1
13	3'18.630		34.337	24.881	20.696	24.762	
14	**1'42.637**		29.227	29.208	20.673	23.529	175.6
15	**1'30.059**		21.181	24.719	20.605	23.554	194.0
16	**1'36.196**		27.095	24.893	20.577	23.631	195.0
17	**1'29.646**		21.022	24.688	20.480	23.456	196.3
18	**1'30.872**		21.917	24.808	20.582	23.565	197.2

3rd 28 Adrian CARRASCO — Red Bull MotoGP Roo SPA

Runs=3 Total laps=18 Full laps=13

Lap	Lap Time		T1	T2	T3	T4	Speed
1	1'59.226		22.228	27.801	23.213	23.956	
2	**1'30.414**		21.349	24.662	20.888	23.515	193.3
3	**1'31.785**		21.012	25.848	20.979	23.946	194.5
4	**1'32.234**		21.688	24.671	20.667	25.208	196.7
5	**1'30.009**		20.993	24.619	20.781	23.616	195.9
6	**1'30.036**		21.099	24.736	20.767	23.434	194.5
7	**1'34.036**		22.249	26.441	21.461	23.885	194.3
8	1'31.947	P	21.266	25.073	20.824	24.784	192.8
9	3'05.968		21.449	25.066	21.068	23.802	
10	**1'30.155**		21.156	24.724	20.719	23.556	191.4
11	**1'29.700**		20.982	24.567	20.676	23.475	193.6
12	**1'29.747**		20.958	24.501	20.709	23.579	193.5
13	**1'31.581**		20.922	25.005	21.131	24.523	197.7
14	**1'33.112**		22.701	25.019	21.080	24.312	192.2
15	**1'31.368**		21.478	25.100	21.038	23.752	194.6
16	1'32.827	P	21.505	25.183	20.977	25.162	191.5
17	2'27.674		22.447	25.276	20.899	23.953	
18	**1'30.825**		21.116	24.832	20.819	24.058	194.2

4th 12 Filip SALAC — Red Bull MotoGP Roo CZE

Runs=2 Total laps=18 Full laps=15

Lap	Lap Time		T1	T2	T3	T4	Speed
1	1'47.718		23.373	26.299	22.437	25.549	
2	**1'30.940**		21.294	25.098	20.780	23.768	196.6
3	**1'31.509**		21.352	25.143	21.263	23.751	196.5
4	**1'30.301**		21.175	24.720	20.917	23.489	194.1
5	**1'29.939**		21.091	24.593	20.758	23.497	196.0
6	**1'29.755**		21.086	24.497	20.655	23.517	195.1
7	**1'30.462**		21.115	24.648	21.047	23.652	194.8
8	**1'30.845**		21.326	24.741	21.092	23.686	190.2
9	1'36.071	P	23.163	26.146	21.743	25.019	189.9
10	5'10.162		24.784	26.465	24.052	24.912	
11	**1'31.325**		21.355	24.914	21.302	23.754	193.1
12	**1'30.629**		21.262	24.703	21.016	23.648	193.0
13	**1'30.508**		21.167	24.683	21.005	23.653	193.8
14	**1'30.581**		21.168	24.713	20.990	23.710	192.4
15	**1'33.388**		21.202	24.853	22.257	25.076	192.1
16	**1'31.189**		21.393	24.779	21.266	23.751	194.5
17	**1'30.543**		21.105	24.810	21.010	23.618	195.4
18	**1'30.773**		21.024	24.648	21.242	23.859	196.2

5th 24 Xavier ARTIGAS — Red Bull MotoGP Roo SPA

Runs=3 Total laps=17 Full laps=12

Lap	Lap Time		T1	T2	T3	T4	Speed
1	1'59.561		21.124	27.161	23.402	23.876	
2	**1'30.899**		21.355	24.839	21.126	23.579	198.7
3	**1'31.108**		21.081	25.409	20.847	23.771	196.6
4	**1'31.525**		21.289	24.870	20.923	24.443	199.2
5	**1'30.945**		21.856	24.790	20.772	23.527	194.7
6	**1'30.120**		21.114	24.762	20.724	23.520	197.8
7	**1'33.781**		21.915	26.492	21.582	23.792	197.2

Fastest Lap: Can ÖNCÜ — Red Bull MotoGP Roo TUR — **1'29.377** — 20.933 — 24.565 — 20.526 — 23.353

DORNA DATA PROCESSING -TIMING SERVICE DORNA DATA PROCESSING TIMING SERVICE DORNA DATA PROCESSING TIMING SERVICE DORNA DATA PROCESSING TIMING SERVICE DORNA DATA PROCESSING TIMING SERVICE DORNA DATA PROCESSING TIMING SERVICE DORNA DATA PROCESSING TIMING SERVICE DORNA DATA PROCCEESSS

Lap	Lap Time		T1	T2	T3	T4	Speed
8	1'31.570	P	21.418	24.846	20.834	24.472	195.8
9	3'32.068		22.231	25.557	21.336	23.652	
10	**1'31.824**		21.193	25.426	21.248	23.957	197.9
11	**1'31.256**		21.318	25.108	21.062	23.768	193.8
12	**1'31.167**		21.166	25.159	21.108	23.734	195.5
13	1'36.249	P	22.790	25.484	21.669	26.306	195.6
14	4'07.740		20.898	25.507	21.264	23.688	
15	**1'31.076**		21.188	25.140	21.075	23.673	196.6
16	**1'34.510**		21.175	25.058	22.836	25.441	196.8
17	**1'32.744**		21.977	25.314	21.319	24.134	196.7

6th 66 Adrian HUERTAS

Red Bull MotoGP Roo SPA

Runs=3 Total laps=18 Full laps=12

Lap	Lap Time		T1	T2	T3	T4	Speed
1	1'46.331		23.485	26.411	21.969	24.032	
2	**1'31.085**		21.230	24.983	21.073	23.799	197.6
3	**1'30.222**		21.102	24.881	20.792	23.447	198.5
4	**1'30.982**		21.362	25.012	20.965	23.643	195.1
5	**1'30.485**		20.979	24.977	20.969	23.560	196.8
6	**1'30.297**		21.040	24.949	20.811	23.497	195.4
7	**1'33.108**		21.106	27.302	20.934	23.766	194.2
8	**1'30.846**		21.186	25.049	20.839	23.772	192.8
9	1'33.474	P	21.522	25.801	21.308	24.843	189.1
10	3'15.930		24.114	25.222	21.042	23.643	
11	**1'30.567**		20.963	24.928	21.064	23.612	195.8
12	**1'30.785**		21.127	25.065	20.900	23.693	195.1
13	1'32.380	P	21.102	25.219	21.051	25.008	193.8
14	2'39.048		20.782	25.219	21.216	25.105	
15	**1'31.276**		21.288	25.165	21.018	23.805	190.5
16	**1'31.450**		21.340	25.120	21.158	23.832	191.2
17	**1'31.262**		21.103	25.329	21.154	23.676	195.3
18	1'33.750	P	21.883	25.280	21.773	24.814	195.4

7th 6 Ryusei YAMANAKA

Red Bull MotoGP Roo JPN

Runs=2 Total laps=19 Full laps=16

Lap	Lap Time		T1	T2	T3	T4	Speed
1	1'45.762		23.644	26.637	21.627	24.604	
2	**1'31.496**		21.164	24.855	21.780	23.697	194.7
3	**1'30.309**		21.015	24.770	21.008	23.516	194.8
4	**1'30.389**		21.275	24.648	20.953	23.513	194.0
5	**1'30.638**		21.045	24.663	21.338	23.592	196.3
6	**1'30.334**		21.088	24.756	20.933	23.557	193.4
7	1'37.557	P	23.208	25.985	21.812	26.552	192.6
8	2'52.892		30.321	25.868	21.524	24.150	
9	**1'31.719**		21.445	25.183	21.223	23.868	193.3
10	**1'31.928**		21.208	25.063	21.792	23.865	193.6
11	**1'31.430**		21.270	25.035	21.285	23.840	193.2
12	**1'35.603**		24.578	25.939	21.334	23.752	193.7
13	**1'30.690**		21.137	24.985	20.976	23.592	194.3
14	**1'51.461**		29.961	36.107	21.526	23.867	196.7
15	**1'31.222**		21.155	24.951	21.444	23.672	195.8
16	**1'31.590**		21.003	25.290	21.186	24.111	195.6
17	**1'30.783**		21.035	24.818	21.122	23.808	195.1
18	**1'40.270**		25.364	26.891	22.023	25.992	195.6
19	**1'32.900**		21.472	25.451	21.978	23.999	196.1

8th 19 Sasha DE VITS

Red Bull MotoGP Roo BEL

Runs=2 Total laps=17 Full laps=14

Lap	Lap Time		T1	T2	T3	T4	Speed
1	1'46.750		24.843	26.856	22.394	24.354	
2	**1'32.228**		21.529	25.249	21.235	24.215	195.7
3	**1'32.097**		21.357	25.130	21.226	24.384	198.2
4	**1'30.374**		21.054	24.642	20.837	23.841	197.8
5	**1'30.975**		21.115	24.784	21.077	23.999	197.7
6	**1'31.320**		21.303	24.927	21.051	24.039	193.3
7	**1'35.534**		23.126	27.152	21.284	23.972	192.2
8	**1'31.487**		21.412	24.751	21.262	24.062	192.9
9	1'34.053	P	22.741	25.185	21.163	24.964	190.6
10	6'10.322		22.158	25.303	21.421	25.296	
11	**1'31.839**		21.353	25.085	20.875	24.526	193.8
12	**1'33.132**		21.664	25.155	21.178	25.135	194.6
13	**1'32.289**		21.773	25.017	21.501	23.998	195.2
14	**1'31.352**		21.298	24.951	21.069	24.034	195.8
15	**1'32.264**		21.630	25.335	21.229	24.070	194.3
16	**1'33.946**		21.271	25.104	21.198	26.373	196.0
17	**1'31.774**		21.433	25.000	21.133	24.208	194.3

9th 22 Peetu PAAVILAINE

Red Bull MotoGP Roo FIN

Runs=2 Total laps=19 Full laps=16

Lap	Lap Time		T1	T2	T3	T4	Speed
1	2'04.092		21.361	25.856	21.694	24.346	
2	**1'32.328**		21.533	25.438	21.246	24.111	193.6
3	**1'31.373**		21.391	25.122	20.972	23.888	194.5
4	1'33.583	P	21.250	25.472	21.432	25.429	194.7
5	3'04.005		21.848	25.688	21.700	24.123	
6	**1'31.547**		21.510	25.030	21.140	23.867	191.6
7	**1'31.572**		21.317	25.150	21.177	23.928	192.9
8	**1'31.018**		21.269	24.813	21.118	23.818	192.6
9	**1'31.363**		21.297	24.904	21.167	23.995	193.1
10	**1'31.155**		21.232	24.934	20.979	24.010	194.3
11	**1'31.106**		21.188	25.060	20.934	23.924	194.4
12	**1'31.368**		21.303	24.820	21.037	24.208	194.2
13	**1'30.969**		21.287	25.025	20.890	23.767	192.3
14	**1'30.744**		21.067	24.996	20.952	23.729	196.0
15	**1'30.903**		21.191	24.810	20.940	23.962	194.8
16	**1'30.752**		21.105	25.016	20.907	23.724	194.6
17	**1'30.376**		21.142	24.703	20.603	23.928	195.7
18	**1'30.403**		21.064	24.856	20.702	23.781	197.2
19	**1'32.735**		21.354	25.009	21.514	24.858	198.6

10th 43 Steward GARCIA

Red Bull MotoGP Roo COL

Runs=3 Total laps=15 Full laps=10

Lap	Lap Time		T1	T2	T3	T4	Speed
1	1'59.807		20.897	27.116	23.411	23.979	
2	**1'30.813**		21.271	24.890	20.959	23.693	196.9
3	**1'30.572**		21.143	25.097	20.715	23.617	194.1
4	**1'31.048**		21.369	24.990	21.015	23.674	193.9
5	**1'30.540**		21.175	24.804	21.004	23.557	193.4
6	**1'30.878**		21.042	24.727	21.432	23.677	193.1
7	**1'34.799**		21.452	27.773	21.508	24.066	191.6
8	1'32.006	P	21.165	24.707	20.759	25.375	192.4
9	3'49.094		21.218	25.394	21.585	23.823	
10	1'33.729	P	21.546	25.048	21.128	26.007	188.9
11	5'48.099		22.362	27.758	22.036	24.348	
12	**1'32.840**		22.049	25.374	21.409	24.008	191.5
13	**1'32.083**		21.578	25.083	21.413	24.009	192.5
14	**1'31.803**		21.306	25.135	21.153	24.209	194.9

Fastest Lap:	Can ÖNCÜ	Red Bull MotoGP Roo TUR	**1'29.377**	20.933	24.565	20.526	23.353

DORNA DATA PROCESSING ,TIMING SERVICE DORNA DATA PROCESSING TIMING SERVICE DORNA DATA PROCESSING TIMING SERVICE DORNA DATA PROCESSING TIMING SERVICE DORNA DATA PROCESSING TIMING SERVICE DORNA DATA PROCESSING TIMING SERVICE DORNA DATA PROCESSING TIMING SERVICE DORNA DATA PROCCEESSS

Lap	Lap Time	T1	T2	T3	T4	Speed
15	1'32.682	21.542	25.646	21.378	24.116	194.4

11th 40 Sean KELLY — Red Bull MotoGP Roo USA

Runs=4 Total laps=17 Full laps=10

Lap	Lap Time	T1	T2	T3	T4	Speed
1	1'48.019	24.003	26.473	22.179	25.773	
2	1'31.606	21.427	25.315	21.149	23.715	196.4
3	1'31.816	21.192	25.304	21.274	24.046	197.1
4	1'31.171	21.323	25.212	20.962	23.674	195.6
5	1'32.146 P	21.259	25.097	21.023	24.767	195.0
6	3'09.121	22.731	29.694	23.254	24.236	
7	1'31.307	21.498	24.964	21.092	23.753	192.0
8	1'31.312	21.250	24.968	21.188	23.906	196.6
9	1'39.625	21.519	30.693	22.020	25.393	191.2
10	1'30.759	21.229	24.825	20.932	23.773	192.9
11	1'31.555 P	21.287	24.945	21.057	24.266	193.2
12	3'00.584	20.501	25.283	21.073	23.791	
13	1'31.370	21.301	25.027	21.297	23.745	193.7
14	1'31.654	21.298	25.015	21.536	23.805	196.3
15	1'31.586	21.365	25.133	21.053	24.035	191.0
16	1'34.276 P	23.844	25.207	21.141	24.084	191.5
17	3'24.379	20.647	25.351	21.352	24.126	

12th 99 Carlos TATAY — Red Bull MotoGP Roo SPA

Runs=2 Total laps=18 Full laps=15

Lap	Lap Time	T1	T2	T3	T4	Speed
1	1'52.008	21.798	26.404	22.313	24.239	
2	1'32.459	21.405	25.511	21.646	23.897	196.5
3	1'31.785	21.393	25.161	21.431	23.800	194.9
4	1'31.666	21.368	25.028	21.383	23.887	194.5
5	1'31.894	21.225	25.153	21.569	23.947	196.7
6	1'31.758	21.305	24.959	21.344	24.150	195.2
7	1'31.139	21.261	24.907	21.121	23.850	195.1
8	1'32.075	21.480	25.178	21.552	23.865	198.2
9	1'31.713	21.319	25.026	21.522	23.846	194.4
10	1'31.575	21.237	24.950	21.561	23.827	194.1
11	1'31.777	21.240	25.125	21.461	23.951	193.0
12	1'31.447	21.223	24.953	21.233	24.038	193.6
13	1'30.918	21.145	24.857	21.169	23.747	194.9
14	1'34.714 P	21.101	25.458	22.188	25.967	195.0
15	3'47.122	21.449	25.652	21.775	24.432	
16	1'31.870	22.029	25.010	21.079	23.752	183.4
17	1'31.184	21.159	24.950	21.235	23.840	194.8
18	1'30.874	21.125	24.884	21.170	23.695	195.7

13th 5 Simon JESPERSEN — Red Bull MotoGP Roo DEN

Runs=2 Total laps=17 Full laps=14

Lap	Lap Time	T1	T2	T3	T4	Speed
1	1'43.858	22.438	26.423	21.517	24.280	
2	1'31.392	21.292	24.925	21.270	23.905	194.2
3	1'30.904	21.247	24.800	20.934	23.923	190.7
4	1'31.217	21.266	24.826	21.266	23.859	190.0
5	1'31.729	21.231	24.945	21.768	23.785	191.3
6	1'31.009	21.294	25.021	20.978	23.716	191.2
7	1'31.257	21.446	25.284	20.859	23.668	188.8
8	1'31.122	21.334	25.181	20.921	23.686	194.4
9	1'35.113 P	21.610	26.857	21.692	24.954	192.8
10	6'08.417	21.737	25.371	21.141	24.156	
11	1'31.572	21.344	24.954	21.282	23.992	189.7
12	1'30.944	21.172	24.798	21.188	23.786	190.9
13	1'31.213	21.126	24.945	21.241	23.901	190.6
14	1'31.651	21.267	25.135	21.162	24.087	189.4
15	1'31.552	21.519	24.987	21.036	24.010	187.9
16	1'31.201	21.295	24.998	21.049	23.859	191.8
17	1'32.879	21.680	25.638	21.395	24.166	193.2

14th 11 Dan JONES — Red Bull MotoGP Roo GBR

Runs=4 Total laps=16 Full laps=9

Lap	Lap Time	T1	T2	T3	T4	Speed
1	1'48.652	21.407	26.313	22.484	25.711	
2	1'32.186	21.358	24.977	21.760	24.091	196.6
3	1'30.926	21.132	24.806	21.015	23.973	196.6
4	1'31.442	21.439	25.358	20.963	23.682	201.1
5	1'31.051	21.141	24.716	21.029	24.165	197.2
6	1'33.058	21.253	26.370	21.066	24.369	191.6
7	1'31.458	21.299	24.854	21.206	24.099	191.9
8	1'32.653	22.552	24.994	21.236	23.871	187.7
9	1'33.382 P	21.422	24.886	21.273	25.801	190.9
10	6'41.951	25.373	25.193	21.276	23.802	
11	1'35.273 P	21.324	25.272	22.510	26.167	193.0
12	1'52.108	21.321	25.093	21.579	25.291	
13	1'31.203	21.641	24.899	20.919	23.744	189.4
14	1'34.157 P	21.252	24.859	23.115	24.931	191.0
15	1'50.079	20.644	24.888	21.061	24.673	
16	1'31.079	21.137	24.783	21.124	24.035	193.8

15th 83 Meikon KAWAKAMI — Red Bull MotoGP Roo BRA

Runs=2 Total laps=18 Full laps=15

Lap	Lap Time	T1	T2	T3	T4	Speed
1	1'40.589	22.519	26.281	21.546	24.400	
2	1'31.815	21.497	25.110	21.253	23.955	189.9
3	1'31.359	21.204	24.978	21.213	23.964	191.6
4	1'31.326	21.311	24.925	21.185	23.905	190.2
5	1'31.607	21.180	25.051	21.272	24.104	190.9
6	1'32.618	21.468	25.404	21.601	24.145	189.2
7	1'31.906	21.397	25.472	21.174	23.863	192.3
8	1'31.019	21.298	24.906	21.034	23.781	190.1
9	1'36.424 P	22.918	26.165	21.703	25.638	189.8
10	4'27.048	22.353	25.150	21.210	23.966	
11	1'32.876	21.522	25.075	21.446	24.833	190.8
12	1'31.811	21.242	25.285	21.241	24.043	190.8
13	1'31.595	21.163	25.049	21.270	24.113	190.8
14	1'31.721	21.357	24.976	21.250	24.138	190.2
15	1'31.769	21.298	25.230	21.281	23.960	188.9
16	1'31.360	21.258	25.011	20.979	24.112	190.6
17	1'31.891	21.169	25.168	21.376	24.178	192.5
18	1'31.857	21.239	25.258	21.289	24.071	191.9

16th 3 Pasquale ALFANO — Red Bull MotoGP Roo ITA

Runs=1 Total laps=20 Full laps=19

Lap	Lap Time	T1	T2	T3	T4	Speed
1	1'44.233	22.621	26.426	22.246	24.607	
2	1'33.795	21.946	25.571	21.986	24.292	195.1
3	1'32.079	21.697	25.211	21.126	24.045	194.9
4	1'31.139	21.480	24.927	21.021	23.711	191.6
5	1'31.278	21.114	24.949	21.081	24.134	196.0
6	1'31.317	21.413	24.968	21.128	23.808	194.3
7	1'32.208	21.425	25.107	21.337	24.339	193.7

Fastest Lap:	Can ÖNCÜ	Red Bull MotoGP Roo	TUR	1'29.377	20.933	24.565	20.526	23.353

DORNA DATA PROCESSING ,TIMING SERVICE DORNA DATA PROCESSING TIMING SERVICE DORNA DATA PROCESSING TIMING SERVICE DORNA DATA PROCESSING TIMING SERVICE DORNA DATA PROCESSING TIMING SERVICE DORNA DATA PROCESSING TIMING SERVICE DORNA DATA PROCESSING TIMING SERVICE DORNA DATA PROCCEESSS

Lap	Lap Time	T1	T2	T3	T4	Speed
8	1'40.774	25.837	29.422	21.374	24.141	189.1
9	1'31.476	21.490	25.155	21.026	23.805	191.6
10	1'32.389	21.658	25.152	21.151	24.428	194.5
11	1'31.941	21.485	25.087	21.288	24.081	190.5
12	1'31.394	21.453	24.917	21.118	23.906	191.6
13	1'31.436	21.249	25.106	21.012	24.069	194.2
14	1'31.733	21.299	25.160	21.109	24.165	197.9
15	1'32.066	21.593	25.314	21.119	24.040	198.6
16	1'35.088	24.367	25.570	21.258	23.893	193.2
17	1'31.095	21.283	25.008	20.986	23.818	193.5
18	1'31.113	20.992	25.036	21.027	24.058	198.7
19	1'31.724	21.162	25.124	21.178	24.260	196.8
20	1'41.283	23.699	27.619	22.236	27.729	192.9

17th 7 Barry BALTUS

Red Bull MotoGP Roo BEL

Runs=2 Total laps=17 Full laps=14

Lap	Lap Time	T1	T2	T3	T4	Speed
1	1'46.306	23.616	26.669	21.840	24.826	
2	1'32.558	21.798	25.285	21.266	24.209	193.7
3	1'32.423	21.627	25.303	21.012	24.481	193.2
4	1'31.744	21.578	25.273	20.996	23.897	192.2
5	1'31.387	21.506	24.932	20.967	23.982	193.7
6	1'31.924	21.282	25.344	21.297	24.001	193.3
7	1'32.318	21.530	25.382	21.344	24.062	188.7
8	1'32.009	21.534	25.104	21.310	24.061	189.8
9	1'33.548 P	23.121	25.318	20.937	24.172	186.7
10	5'38.087	34.852	25.935	21.348	24.158	
11	1'31.511	21.423	25.316	21.168	23.604	188.3
12	1'32.003	21.190	24.867	21.103	24.843	191.7
13	1'32.598	21.775	25.188	21.384	24.251	187.8
14	1'32.089	21.462	25.295	21.214	24.118	186.6
15	1'38.134	23.049	28.134	22.030	24.921	187.4
16	1'31.107	21.134	24.975	21.217	23.781	191.0
17	1'34.311	21.258	25.360	21.919	25.774	193.1

18th 30 Max COOK

Red Bull MotoGP Roo GBR

Runs=3 Total laps=16 Full laps=11

Lap	Lap Time	T1	T2	T3	T4	Speed
1	1'46.073	23.564	26.896	21.904	24.675	
2	1'32.207	21.709	25.099	21.193	24.206	194.2
3	1'33.004	21.626	25.423	21.333	24.622	198.2
4	1'31.809	21.782	25.348	20.850	23.829	191.5
5	1'31.447	21.617	25.029	20.904	23.897	195.0
6	1'31.920	21.367	25.202	21.314	24.037	194.7
7	1'31.983	21.271	25.424	21.261	24.027	193.6
8	1'33.186	21.488	25.093	22.706	23.899	190.4
9	1'31.611	21.496	25.057	21.087	23.971	193.6
10	1'32.864 P	21.550	25.329	21.425	24.560	190.8
11	3'41.316	24.025	25.576	21.453	23.917	
12	1'31.731	21.591	25.157	21.148	23.835	193.8
13	1'33.543 P	21.526	25.370	21.525	25.122	193.4
14	4'53.406	24.390	25.721	21.502	25.228	
15	1'31.724	21.409	25.207	21.221	23.887	192.6
16	1'31.528	21.125	25.116	21.399	23.888	193.5

19th 31 Gerry SALIM

Red Bull MotoGP Roo INA

Runs=2 Total laps=19 Full laps=16

Lap	Lap Time	T1	T2	T3	T4	Speed
1	1'48.098	23.876	26.472	22.371	25.463	
2	1'31.648	21.491	25.251	21.159	23.747	197.9
3	1'31.911	21.246	25.183	21.359	24.123	199.9
4	1'32.831	22.044	25.298	21.320	24.169	198.4
5	1'32.898	21.942	25.320	21.659	23.977	194.1
6	1'31.643	21.389	25.140	21.259	23.855	196.0
7	1'32.678	21.571	25.435	21.317	24.355	196.0
8	1'33.706	23.057	25.221	21.530	23.898	192.9
9	1'32.142	21.508	25.193	21.353	24.088	198.0
10	1'31.560	21.389	25.202	21.127	23.842	194.1
11	1'31.499	21.369	25.080	21.212	23.838	192.2
12	1'31.514	21.286	25.122	21.279	23.827	193.1
13	1'32.483	21.185	25.346	21.515	24.437	194.5
14	1'34.501 P	21.193	24.971	21.389	26.948	193.9
15	3'11.305	24.617	25.542	21.723	24.137	
16	1'31.965	21.503	25.128	21.390	23.944	191.9
17	1'32.068	21.345	25.362	21.310	24.051	194.9
18	1'34.622	22.587	26.337	21.527	24.171	194.0
19	1'32.176	21.497	25.302	21.311	24.066	195.3

20th 88 Matteo PATACCA

Red Bull MotoGP Roo ITA

Runs=3 Total laps=17 Full laps=12

Lap	Lap Time	T1	T2	T3	T4	Speed
1	1'46.147	22.650	26.526	22.398	25.840	
2	1'32.459	21.801	25.392	21.139	24.127	195.4
3	1'32.990	21.584	25.843	21.206	24.357	195.7
4	1'32.855	21.785	25.521	21.297	24.252	197.1
5	1'32.055	21.477	25.309	21.174	24.095	195.3
6	1'32.376	21.511	25.434	21.342	24.089	192.6
7	1'32.495	21.513	25.361	21.508	24.113	192.0
8	1'31.541	21.466	25.099	21.124	23.852	191.7
9	1'38.563 P	21.492	25.757	21.725	29.589	191.3
10	2'01.276	25.534	26.409	21.067	23.867	
11	1'31.815	21.381	25.253	21.242	23.939	191.1
12	1'31.857	21.490	25.174	21.298	23.895	191.4
13	1'36.780 P	22.979	25.483	21.908	26.410	192.4
14	5'47.333	22.409	26.422	22.018	24.322	
15	1'32.289	21.432	25.327	21.388	24.142	191.1
16	1'31.799	21.298	25.169	21.184	24.148	192.4
17	1'32.247	21.430	25.336	21.478	24.003	193.0

21st 44 Nicolas HERNANDE

Red Bull MotoGP Roo COL

Runs=2 Total laps=15 Full laps=11

Lap	Lap Time	T1	T2	T3	T4	Speed
1	1'43.767	23.545	26.909	22.809	25.319	
2	1'34.417	22.223	25.552	21.947	24.695	192.7
3	1'32.794	21.394	25.457	21.554	24.389	198.4
4	1'33.318	21.673	26.094	21.294	24.257	195.8
5	1'32.983	22.011	25.312	21.532	24.128	196.1
6	1'32.647	21.857	25.214	21.506	24.070	194.9
7	1'32.441	21.694	25.039	21.596	24.112	193.5
8	1'32.744	21.673	25.260	21.775	24.036	193.6
9	1'32.714	21.710	25.185	21.398	24.421	194.8
10	1'39.379 P	22.551	26.376	22.926	27.526	194.0
11	7'31.587	37.791	26.639	22.086	24.685	
12	1'33.516	22.180	25.508	21.691	24.137	190.9
13	1'32.958	21.851	25.289	21.317	24.501	194.5
14	1'33.485	21.902	25.337	21.644	24.602	195.5
15	1'36.940 P	21.889	25.893	22.533	26.625	195.6

Fastest Lap:	Can ÖNCÜ	Red Bull MotoGP Roo	TUR	1'29.377	20.933	24.565	20.526	23.353

DORNA DATA PROCESSING -TIMING SERVICE DORNA DATA PROCESSING TIMING SERVICE DORNA DATA PROCESSING TIMING SERVICE DORNA DATA PROCESSING TIMING SERVICE DORNA DATA PROCESSING TIMING SERVICE DORNA DATA PROCESSING TIMING SERVICE DORNA DATA PROCESSING TIMING SERVICE DORNA DATA PROCCEESSS

Lap	Lap Time		T1	T2	T3	T4	Speed	Lap	Lap Time	T1	T2	T3	T4	Speed

22nd 62 Aidan LIEBENBER

Red Bull MotoGP Roo RSA

Runs=2 Total laps=17 Full laps=14

1	1'46.671		23.408	27.112	22.572	24.689	
2	**1'34.070**		22.227	25.922	21.773	24.148	194.5
3	**1'33.608**		21.886	25.426	21.602	24.694	192.7
4	**1'33.698**		21.854	25.732	21.954	24.158	190.1
5	**1'32.935**		21.640	25.458	21.578	24.259	194.6
6	**1'33.363**		21.977	25.513	21.686	24.187	188.1
7	**1'34.019**		21.917	26.087	21.697	24.318	191.9
8	1'35.022	P	21.800	25.396	21.470	26.356	189.0
9	5'12.667		24.283	26.893	22.364	24.764	
10	**1'33.280**		21.710	25.421	21.832	24.317	190.1
11	**1'33.270**		21.835	25.477	21.797	24.161	188.9
12	**1'32.563**		21.613	25.264	21.549	24.137	190.5
13	**1'32.725**		21.617	25.350	21.608	24.150	188.5
14	**1'32.635**		21.742	25.311	21.441	24.141	186.8
15	**1'32.672**		21.586	25.385	21.364	24.337	187.8
16	**1'33.179**		21.541	25.386	22.007	24.245	190.2
17	**1'33.571**		21.568	25.354	22.369	24.280	189.0

23rd 29 Billy VAN EERDE

Red Bull MotoGP Roo AUS

Runs=2 Total laps=12 Full laps=9

1	1'50.984		23.246	27.179	22.036	24.461	
2	**1'33.930**		21.749	26.351	21.599	24.231	195.3
3	**1'32.762**		21.760	25.721	21.396	23.885	196.4
4	1'37.352	P	21.839	25.760	21.892	27.861	194.8
5	12'32.630		23.853	27.051	22.315	24.552	
6	**1'33.953**		22.023	25.952	21.873	24.105	192.3
7	**1'33.341**		21.832	25.755	21.597	24.157	193.4
8	**1'33.150**		21.705	25.684	21.544	24.217	194.2
9	**1'33.238**		21.634	25.655	21.855	24.094	193.1
10	**1'33.656**		21.549	25.689	22.248	24.170	193.5
11	**1'32.887**		21.433	25.701	21.548	24.205	194.9
12	**1'33.186**		21.641	25.861	21.392	24.292	194.9

Fastest Lap:	Can ÖNCÜ	Red Bull MotoGP Roo	TUR	**1'29.377**	20.933	24.565	20.526	23.353

DORNA DATA PROCESSING ,TIMING SERVICE DORNA DATA PROCESSING TIMING SERVICE DORNA DATA PROCESSING TIMING SERVICE DORNA DATA PROCESSING TIMING SERVICE DORNA DATA PROCESSING TIMING SERVICE DORNA DATA PROCESSING TIMING SERVICE DORNA DATA PROCESSING TIMING SERVICE DORNA DATA PROCCEESSS

Sachsenring

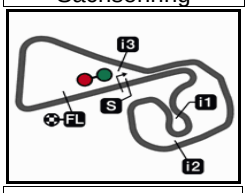

3671 m.

Results and timing service provided by TISSOT

RookiesCup

PRAMAC MOTORRAD GRAND PRIX DEUTSCHLAND

Free Practice Nr. 2

Combined Free Practice Times

		Rider	Nation	Team	MOTORCYCLE	FP1		FP2		Gap	
1	61	C.ÖNCÜ	TUR	Red Bull MotoGP Rookies Cup	KTM	1'30.340	14	1'29.377	17		
2	53	D.ÖNCÜ	TUR	Red Bull MotoGP Rookies Cup	KTM	1'30.453	17	1'29.481	6	0.104	0.104
3	28	A.CARRASCO	SPA	Red Bull MotoGP Rookies Cup	KTM	1'30.701	8	1'29.700	11	0.323	0.219
4	12	F.SALAC	CZE	Red Bull MotoGP Rookies Cup	KTM	1'30.811	15	1'29.755	6	0.378	0.055
5	24	X.ARTIGAS	SPA	Red Bull MotoGP Rookies Cup	KTM	1'31.535	7	1'30.120	6	0.743	0.365
6	66	A.HUERTAS	SPA	Red Bull MotoGP Rookies Cup	KTM	1'31.655	8	1'30.222	3	0.845	0.102
7	6	R.YAMANAKA	JPN	Red Bull MotoGP Rookies Cup	KTM	1'31.038	16	1'30.309	3	0.932	0.087
8	19	S.DE VITS	BEL	Red Bull MotoGP Rookies Cup	KTM	1'31.467	15	1'30.374	4	0.997	0.065
9	22	P.PAAVILAINEN	FIN	Red Bull MotoGP Rookies Cup	KTM	1'32.167	15	1'30.376	17	0.999	0.002
10	43	S.GARCIA	COL	Red Bull MotoGP Rookies Cup	KTM	1'31.427	7	1'30.540	5	1.163	0.164
11	40	S.KELLY	USA	Red Bull MotoGP Rookies Cup	KTM	1'30.924	13	1'30.759	10	1.382	0.219
12	99	C.TATAY	SPA	Red Bull MotoGP Rookies Cup	KTM	1'32.874	13	1'30.874	18	1.497	0.115
13	5	S.JESPERSEN	DEN	Red Bull MotoGP Rookies Cup	KTM	1'31.289	16	1'30.904	3	1.527	0.030
14	11	D.JONES	GBR	Red Bull MotoGP Rookies Cup	KTM	1'31.361	7	1'30.926	3	1.549	0.022
15	83	M.KAWAKAMI	BRA	Red Bull MotoGP Rookies Cup	KTM	1'31.371	19	1'31.019	8	1.642	0.093
16	3	P.ALFANO	ITA	Red Bull MotoGP Rookies Cup	KTM	1'32.019	20	1'31.095	17	1.718	0.076
17	7	B.BALTUS	BEL	Red Bull MotoGP Rookies Cup	KTM	1'31.442	8	1'31.107	16	1.730	0.012
18	30	M.COOK	GBR	Red Bull MotoGP Rookies Cup	KTM	1'32.542	16	1'31.447	5	2.070	0.340
19	31	G.SALIM	INA	Red Bull MotoGP Rookies Cup	KTM	1'33.082	5	1'31.499	11	2.122	0.052
20	88	M.PATACCA	ITA	Red Bull MotoGP Rookies Cup	KTM	1'32.815	16	1'31.541	8	2.164	0.042
21	44	N.HERNANDEZ	COL	Red Bull MotoGP Rookies Cup	KTM	1'33.144	13	1'32.441	7	3.064	0.900
22	62	A.LIEBENBERG	RSA	Red Bull MotoGP Rookies Cup	KTM	1'34.233	15	1'32.563	12	3.186	0.122
23	29	B.VAN EERDE	AUS	Red Bull MotoGP Rookies Cup	KTM	1'33.256	18	1'32.762	3	3.385	0.199

Pole Position Record:	2015	**Oscar GUTIERREZ**	**1'29.218**	148.1 Km/h
Circuit Record Lap:	2014	**Manuel PAGLIANI**	**1'29.134**	148.2 Km/h
Circuit Best Lap:	2014	**Manuel PAGLIANI**	**1'29.134**	148.2 Km/h

The results are provisional until the end of the limit for protest and appeals.

Time limit for protest expires 60' after publication of the results - Mr. ..... Time: .....

DORNA DATA PROCESSING .TIMING SERVICE DORNA DATA PROCESSING TIMING SERVICE DORNA DATA PROCESSING TIMING SERVICE DORNA DATA PROCESSING TIMING SERVICE DORNA DATA PROCESSING TIMING SERVICE DORNA DATA PROCESSING TIMING SERVICE DORNA DATA PROCCEESSS

Sachsenring, Friday, July 13, 2018

Sachsenring

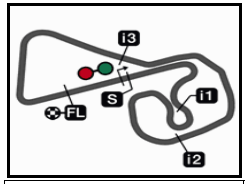

3671 m.

Results and timing service provided by TISSOT

RookiesCup

PRAMAC MOTORRAD GRAND PRIX DEUTSCHLAND

Free Practice Nr. 2

Best Partial Times

IT *Ideal Lap Time, sum of the best partial times* ***BT*** *Best Lap Time*

T1			T2		T3		T4	
Pos	Rider	Time	Rider	Time	Rider	Time	Rider	Time
1	C.ÖNCÜ	20.898	D.ÖNCÜ	24.467	C.ÖNCÜ	20.463	C.ÖNCÜ	23.299
2	**A.CARRASCO**	**20.922**	**C.ÖNCÜ**	**24.494**	**D.ÖNCÜ**	**20.480**	**D.ÖNCÜ**	**23.382**
3	A.HUERTAS	20.963	F.SALAC	24.497	P.PAAVILAINEN	20.603	A.CARRASCO	23.434
4	**P.ALFANO**	**20.992**	**A.CARRASCO**	**24.501**	**F.SALAC**	**20.655**	**A.HUERTAS**	**23.447**
5	R.YAMANAKA	21.003	S.DE VITS	24.642	A.CARRASCO	20.667	F.SALAC	23.489
6	**D.ÖNCÜ**	**21.022**	**R.YAMANAKA**	**24.648**	**S.GARCIA**	**20.715**	**R.YAMANAKA**	**23.513**
7	F.SALAC	21.024	P.PAAVILAINEN	24.703	X.ARTIGAS	20.724	X.ARTIGAS	23.520
8	**S.GARCIA**	**21.042**	**S.GARCIA**	**24.707**	**A.HUERTAS**	**20.792**	**S.GARCIA**	**23.557**
9	S.DE VITS	21.054	D.JONES	24.716	S.DE VITS	20.837	B.BALTUS	23.604
10	**P.PAAVILAINEN**	**21.064**	**X.ARTIGAS**	**24.762**	**M.COOK**	**20.850**	**S.JESPERSEN**	**23.668**
11	X.ARTIGAS	21.081	S.JESPERSEN	24.798	S.JESPERSEN	20.859	S.KELLY	23.674
12	**C.TATAY**	**21.101**	**S.KELLY**	**24.825**	**D.JONES**	**20.919**	**D.JONES**	**23.682**
13	M.COOK	21.125	C.TATAY	24.857	S.KELLY	20.932	C.TATAY	23.695
14	**S.JESPERSEN**	**21.126**	**B.BALTUS**	**24.867**	**R.YAMANAKA**	**20.933**	**P.ALFANO**	**23.711**
15	D.JONES	21.132	A.HUERTAS	24.881	B.BALTUS	20.937	P.PAAVILAINEN	23.724
16	**B.BALTUS**	**21.134**	**M.KAWAKAMI**	**24.906**	**M.KAWAKAMI**	**20.979**	**G.SALIM**	**23.747**
17	M.KAWAKAMI	21.163	P.ALFANO	24.917	P.ALFANO	20.986	M.KAWAKAMI	23.781
18	**G.SALIM**	**21.185**	**G.SALIM**	**24.971**	**M.PATACCA**	**21.067**	**M.COOK**	**23.829**
19	S.KELLY	21.192	M.COOK	25.029	C.TATAY	21.079	S.DE VITS	23.841
20	**M.PATACCA**	**21.298**	**N.HERNANDEZ**	**25.039**	**G.SALIM**	**21.127**	**M.PATACCA**	**23.852**
21	N.HERNANDEZ	21.394	M.PATACCA	25.099	N.HERNANDEZ	21.294	B.VAN EERDE	23.885
22	**B.VAN EERDE**	**21.433**	**A.LIEBENBERG**	**25.264**	**A.LIEBENBERG**	**21.364**	**N.HERNANDEZ**	**24.036**
23	A.LIEBENBERG	21.541	B.VAN EERDE	25.655	B.VAN EERDE	21.392	A.LIEBENBERG	24.137

Pos	Rider	IT	BT	
1	**C.ÖNCÜ**	1'29.154	1'29.377	(1)
2	**D.ÖNCÜ**	1'29.351	1'29.481	(2)
3	**A.CARRASCO**	1'29.524	1'29.700	(3)
4	**F.SALAC**	1'29.665	1'29.755	(4)
5	**S.GARCIA**	1'30.021	1'30.540	(10)
6	**A.HUERTAS**	1'30.083	1'30.222	(6)
7	**X.ARTIGAS**	1'30.087	1'30.120	(5)
8	**P.PAAVILAINE**	1'30.094	1'30.376	(9)
9	**R.YAMANAKA**	1'30.097	1'30.309	(7)
10	**S.DE VITS**	1'30.374	1'30.374	(8)
11	**D.JONES**	1'30.449	1'30.926	(14)
12	**S.JESPERSEN**	1'30.451	1'30.904	(13)
13	**B.BALTUS**	1'30.542	1'31.107	(17)
14	**P.ALFANO**	1'30.606	1'31.095	(16)
15	**S.KELLY**	1'30.623	1'30.759	(11)
16	**C.TATAY**	1'30.732	1'30.874	(12)
17	**M.KAWAKAMI**	1'30.829	1'31.019	(15)
18	**M.COOK**	1'30.833	1'31.447	(18)
19	**G.SALIM**	1'31.030	1'31.499	(19)
20	**M.PATACCA**	1'31.316	1'31.541	(20)
21	**N.HERNANDE**	1'31.763	1'32.441	(21)
22	**A.LIEBENBER**	1'32.306	1'32.563	(22)
23	**B.VAN EERDE**	1'32.365	1'32.762	(23)

DORNA DATA PROCESSING .TIMING SERVICE DORNA DATA PROCESSING TIMING SERVICE DORNA DATA PROCESSING TIMING SERVICE DORNA DATA PROCESSING TIMING SERVICE DORNA DATA PROCESSING TIMING SERVICE DORNA DATA PROCESSING TIMING SERVICE DORNA DATA PROCESSING TIMING SERVICE DORNA DATA PROCCEESSS

Sachsenring

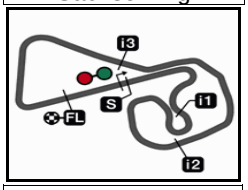

3671 m.

Results and timing service provided by TISSOT

RookiesCup

PRAMAC MOTORRAD GRAND PRIX DEUTSCHLAND

Free Practice Nr. 2

Fastest Laps Sequence

Practice Time		Rider	Nation	Motorcycle	Time	Km/h	Rider's Lap
3'12.404	83	**Meikon KAWAKAMI**	BRA	KTM	**1'31.815**	143.9	2
3'15.250	5	**Simon JESPERSEN**	DEN	KTM	**1'31.392**	144.6	2
3'17.416	66	**Adrian HUERTAS**	SPA	KTM	**1'31.085**	145.0	2
3'18.658	12	**Filip SALAC**	CZE	KTM	**1'30.940**	145.3	2
3'29.640	28	**Adrian CARRASCO**	SPA	KTM	**1'30.414**	146.1	2
3'55.600	61	**Can ÖNCÜ**	TUR	KTM	**1'29.962**	146.9	2
7'50.407	12	**Filip SALAC**	CZE	KTM	**1'29.939**	146.9	5
8'26.851	53	**Deniz ÖNCÜ**	TUR	KTM	**1'29.873**	147.0	5
9'20.162	12	**Filip SALAC**	CZE	KTM	**1'29.755**	147.2	6
9'56.332	53	**Deniz ÖNCÜ**	TUR	KTM	**1'29.481**	147.6	6
30'34.161	61	**Can ÖNCÜ**	TUR	KTM	**1'29.377**	147.8	17

DORNA DATA PROCESSING _TIMING SERVICE DORNA DATA PROCESSING TIMING SERVICE DORNA DATA PROCESSING TIMING SERVICE DORNA DATA PROCESSING TIMING SERVICE DORNA DATA PROCESSING TIMING SERVICE DORNA DATA PROCESSING TIMING SERVICE DORNA DATA PROCESSING TIMING SERVICE DORNA DATA PROCESSING TIMING SERVICE DORNA DATA PROCCEESSS