Sachsenring

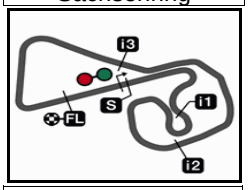

3671 m.

Results and timing service provided by TISSOT

RookiesCup

PRAMAC MOTORRAD GRAND PRIX DEUTSCHLAND

Qualifying Practice

Classification

6

		Rider	Nation	Team	Motorcycle	Time	Lap	Total	Gap		Top Speed
1	61	**Can ÖNCÜ**	TUR	Red Bull MotoGP Rookies Cup	KTM	**1'28.786**	3	14			**198.3**
2	53	**Deniz ÖNCÜ**	TUR	Red Bull MotoGP Rookies Cup	KTM	**1'28.838**	5	15	0.052	0.052	**196.8**
3	28	**Adrian CARRASCO**	SPA	Red Bull MotoGP Rookies Cup	KTM	**1'28.976**	6	15	0.190	0.138	**197.9**
4	24	**Xavier ARTIGAS**	SPA	Red Bull MotoGP Rookies Cup	KTM	**1'29.206**	4	15	0.420	0.230	**199.7**
5	22	**Peetu PAAVILAINEN**	FIN	Red Bull MotoGP Rookies Cup	KTM	**1'29.334**	4	16	0.548	0.128	**199.2**
6	12	**Filip SALAC**	CZE	Red Bull MotoGP Rookies Cup	KTM	**1'29.743**	3	16	0.957	0.409	**200.2**
7	40	**Sean KELLY**	USA	Red Bull MotoGP Rookies Cup	KTM	**1'29.766**	3	15	0.980	0.023	**197.5**
8	6	**Ryusei YAMANAKA**	JPN	Red Bull MotoGP Rookies Cup	KTM	**1'29.923**	11	16	1.137	0.157	**197.6**
9	30	**Max COOK**	GBR	Red Bull MotoGP Rookies Cup	KTM	**1'29.934**	6	16	1.148	0.011	**197.3**
10	43	**Steward GARCIA**	COL	Red Bull MotoGP Rookies Cup	KTM	**1'30.042**	5	15	1.256	0.108	**197.9**
11	7	**Barry BALTUS**	BEL	Red Bull MotoGP Rookies Cup	KTM	**1'30.111**	11	16	1.325	0.069	**195.2**
12	3	**Pasquale ALFANO**	ITA	Red Bull MotoGP Rookies Cup	KTM	**1'30.123**	8	16	1.337	0.012	**197.3**
13	11	**Dan JONES**	GBR	Red Bull MotoGP Rookies Cup	KTM	**1'30.167**	12	16	1.381	0.044	**198.5**
14	19	**Sasha DE VITS**	BEL	Red Bull MotoGP Rookies Cup	KTM	**1'30.200**	3	16	1.414	0.033	**198.3**
15	99	**Carlos TATAY**	SPA	Red Bull MotoGP Rookies Cup	KTM	**1'30.283**	2	16	1.497	0.083	**197.1**
16	83	**Meikon KAWAKAMI**	BRA	Red Bull MotoGP Rookies Cup	KTM	**1'30.312**	6	16	1.526	0.029	**196.2**
17	66	**Adrian HUERTAS**	SPA	Red Bull MotoGP Rookies Cup	KTM	**1'30.338**	11	15	1.552	0.026	**199.1**
18	31	**Gerry SALIM**	INA	Red Bull MotoGP Rookies Cup	KTM	**1'30.342**	5	16	1.556	0.004	**198.7**
19	5	**Simon JESPERSEN**	DEN	Red Bull MotoGP Rookies Cup	KTM	**1'30.557**	10	16	1.771	0.215	**191.0**
20	88	**Matteo PATACCA**	ITA	Red Bull MotoGP Rookies Cup	KTM	**1'30.709**	5	15	1.923	0.152	**196.6**
21	62	**Aidan LIEBENBERG**	RSA	Red Bull MotoGP Rookies Cup	KTM	**1'31.245**	12	16	2.459	0.536	**193.8**
22	29	**Billy VAN EERDE**	AUS	Red Bull MotoGP Rookies Cup	KTM	**1'31.415**	11	16	2.629	0.170	**198.0**
23	44	**Nicolas HERNANDEZ**	COL	Red Bull MotoGP Rookies Cup	KTM	**1'31.585**	14	15	2.799	0.170	**196.5**

Practice condition: **Dry**
Air: 25°
Humidity: 42%
Ground: 39°

Fastest Lap:	Lap: 3	**Can ÖNCÜ**	**1'28.786**	148.8 Km/h
Circuit Record Lap:	2014	**Manuel PAGLIANI**	**1'29.134**	148.2 Km/h
Circuit Best Lap:	2018	**Can ÖNCÜ**	**1'28.786**	148.8 Km/h

The results are provisional until the end of the limit for protest and appeals.

Time limit for protest expires 30' after publication of the results - ..... Time: .....

DORNA DATA PROCESSING .TIMING SERVICE DORNA DATA PROCESSING TIMING SERVICE DORNA DATA PROCESSING TIMING SERVICE DORNA DATA PROCESSING TIMING SERVICE DORNA DATA PROCESSING TIMING SERVICE DORNA DATA PROCESSING TIMING SERVICE DORNA DATA PROCESSING TIMING SERVICE DORNA DATA PROCCEESSS

Sachsenring, Friday, July 13, 2018

Sachsenring

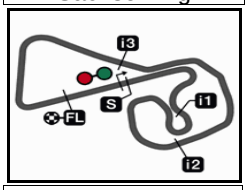

3671 m.

Results and timing service provided by TISSOT

RookiesCup

PRAMAC MOTORRAD GRAND PRIX DEUTSCHLAND

Qualifying Practice

Top Speed & Average

7

	Rider	Nation	Motorcycle	Top 5 speeds					Average	Top
12	**Filip SALAC**	**CZE**	KTM	200.2	200.0	198.0	196.3	195.7	198.0	**200.2**
24	**Xavier ARTIGAS**	**SPA**	KTM	199.7	199.3	198.5	198.4	198.1	198.8	**199.7**
22	**Peetu PAAVILAINEN**	**FIN**	KTM	199.2	198.7	198.7	198.2	197.6	198.3	**199.2**
66	**Adrian HUERTAS**	**SPA**	KTM	199.1	198.0	196.1	195.4	195.2	196.8	**199.1**
31	**Gerry SALIM**	**INA**	KTM	198.7	198.6	197.9	197.1	196.1	197.7	**198.7**
11	**Dan JONES**	**GBR**	KTM	198.5	197.4	197.1	196.6	196.6	197.2	**198.5**
19	**Sasha DE VITS**	**BEL**	KTM	198.3	196.8	196.3	196.2	196.2	196.8	**198.3**
61	**Can ÖNCÜ**	**TUR**	KTM	198.3	196.2	194.2	194.1	193.8	195.3	**198.3**
29	**Billy VAN EERDE**	**AUS**	KTM	198.0	197.6	197.2	197.1	196.2	197.2	**198.0**
28	**Adrian CARRASCO**	**SPA**	KTM	197.9	196.7	196.0	195.9	195.5	196.4	**197.9**
43	**Steward GARCIA**	**COL**	KTM	197.9	197.6	197.4	197.0	196.7	197.3	**197.9**
6	**Ryusei YAMANAKA**	**JPN**	KTM	197.6	197.3	197.3	196.9	196.4	197.1	**197.6**
40	**Sean KELLY**	**USA**	KTM	197.5	197.0	196.3	195.3	195.3	196.3	**197.5**
3	**Pasquale ALFANO**	**ITA**	KTM	197.3	196.4	196.1	194.6	194.6	195.8	**197.3**
30	**Max COOK**	**GBR**	KTM	197.3	197.2	197.2	196.2	196.1	196.8	**197.3**
99	**Carlos TATAY**	**SPA**	KTM	197.1	195.1	195.1	194.9	194.8	195.4	**197.1**
53	**Deniz ÖNCÜ**	**TUR**	KTM	196.8	196.3	196.0	195.5	195.4	196.0	**196.8**
88	**Matteo PATACCA**	**ITA**	KTM	196.6	194.0	193.6	193.3	192.9	194.1	**196.6**
44	**Nicolas HERNANDEZ**	**COL**	KTM	196.5	194.9	193.7	193.6	193.5	194.4	**196.5**
83	**Meikon KAWAKAMI**	**BRA**	KTM	196.2	195.5	193.8	193.7	193.5	194.5	**196.2**
7	**Barry BALTUS**	**BEL**	KTM	195.2	195.1	194.9	194.5	192.9	194.5	**195.2**
62	**Aidan LIEBENBERG**	**RSA**	KTM	193.8	193.2	192.8	192.4	192.0	192.8	**193.8**
5	**Simon JESPERSEN**	**DEN**	KTM	191.0	190.8	190.6	190.2	190.0	190.5	**191.0**

DORNA DATA PROCESSING ,TIMING SERVICE DORNA DATA PROCESSING TIMING SERVICE DORNA DATA PROCESSING TIMING SERVICE DORNA DATA PROCESSING TIMING SERVICE DORNA DATA PROCESSING TIMING SERVICE DORNA DATA PROCESSING TIMING SERVICE DORNA DATA PROCESSING TIMING SERVICE DORNA DATA PROCCEESSS

Sachsenring

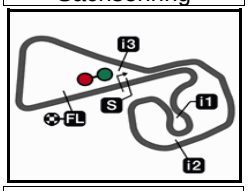

3671 m.

Results and timing service provided by TISSOT

RookiesCup

PRAMAC MOTORRAD GRAND PRIX DEUTSCHLAND

Qualifying Practice

Chronological Analysis of Performances

8

** Lap / Sector time cancelled*
P *Crossing the finish line in pit lane*
T1 *Time from finish line to 1st intermediate*
T2 *Time from 1st intermed. to 2nd intermed.*
T3 *Time from 2nd intermed. to 3rd intermed.*
T4 *Time from 3rd intermediate to finish line*

1st 61 Can ÖNCÜ — Red Bull MotoGP Roo TUR

Runs=3 Total laps=14 Full laps=9

Lap	Lap Time		T1	T2	T3	T4	Speed
1	2'20.559		47.794	30.297	20.840	23.884	
2	**1'28.902**		20.945	24.324	20.367	23.266	194.2
3	**1'28.786**		20.926	24.203	20.379	23.278	192.7
4	1'37.216	P	25.758	25.891	20.786	24.781	192.6
5	3'04.976		35.896	25.035	20.615	23.319	
6	**1'28.989**		20.988	24.275	20.379	23.347	192.4
7	**1'29.292**		20.872	24.539	20.429	23.452	192.5
8	**1'29.249**		20.954	24.323	20.610	23.362	193.8
9	**1'29.186**		20.886	24.308	20.462	23.530	193.5
10	**1'29.434**		20.749	24.429	20.839	23.417	198.3
11	**1'29.339**		21.053	24.465	20.388	23.433	196.2
12	**1'42.187**		30.689	26.277	21.273	23.948	194.1
13	1'38.888	P	28.396	24.609	21.308	24.575	189.7
14	3'17.842		24.450	25.187	20.585	23.861	

2nd 53 Deniz ÖNCÜ — Red Bull MotoGP Roo TUR

Runs=4 Total laps=15 Full laps=8

Lap	Lap Time		T1	T2	T3	T4	Speed
1	2'20.149		49.206	28.916	20.892	23.606	
2	**1'31.346**		21.084	24.721			194.3
3	1'30.447	P	21.338	24.380	20.898	23.831	193.0
4	1'47.785		19.989	24.639	20.563	23.528	
5	**1'28.838**		20.822	24.323	20.371	23.322	195.5
6	**1'29.309**		20.801	24.486	20.620	23.402	195.3
7	**1'29.489**		20.786	24.325	20.366	24.012	195.4
8	**1'29.644**		20.985	24.519	20.571	23.569	194.8
9	**1'38.154**		23.762	29.794	20.740	23.858	196.3
10	**1'29.248**		20.745	24.466	20.528	23.509	196.0
11	1'34.276	P	21.234	24.850	20.842	27.350	196.8
12	2'49.641		28.864	26.699	21.264	23.882	
13	1'40.268	P	29.895	25.205	20.821	24.347	185.1
14	2'08.814		37.021	25.984	20.857	23.697	
15	**1'34.989**		21.336	27.309	21.572	24.772	193.6

3rd 28 Adrian CARRASCO — Red Bull MotoGP Roo SPA

Runs=3 Total laps=15 Full laps=10

Lap	Lap Time		T1	T2	T3	T4	Speed
1	2'04.455		30.941	28.928	21.471	23.786	
2	**1'34.347**		21.058	24.241	25.403	23.645	194.1
3	**1'29.682**		21.012	24.717	20.520	23.433	195.9
4	**1'29.399**		20.895	24.358	20.733	23.413	195.0
5	**1'29.362**		20.769	24.634	20.427	23.532	196.0
6	**1'28.976**		20.639	24.365	20.692	23.280	197.9
7	**1'33.315**		21.560	27.057	20.920	23.778	196.7
8	1'37.782	P	24.451	27.439	21.052	24.840	195.5
9	1'50.763		22.303	24.928	20.947	23.770	
10	**1'30.702**		21.232	24.852	20.824	23.794	194.4
11	**1'33.896**		22.985	25.173	21.605	24.133	194.7
12	**1'30.396**		21.279	24.881	20.782	23.454	192.9
13	**1'29.799**		21.010	24.618	20.763	23.408	194.1
14	1'34.907	P	23.714	24.976	21.203	25.014	195.3
15	3'21.811		20.311	24.939	20.673	23.553	

4th 24 Xavier ARTIGAS — Red Bull MotoGP Roo SPA

Runs=3 Total laps=15 Full laps=10

Lap	Lap Time		T1	T2	T3	T4	Speed
1	2'04.635		31.120	28.543	21.375	23.792	
2	**1'32.432**		21.137	24.526	21.948	24.821	199.7
3	**1'31.837**		21.965	25.655	20.906	23.311	191.7
4	**1'29.206**		20.874	24.377	20.534	23.421	198.4
5	**1'29.417**		20.985	24.647	20.445	23.340	198.0
6	**1'29.470**		21.033	24.526	20.610	23.301	199.3
7	**1'32.631**		21.661	26.074	21.199	23.697	197.1
8	1'38.031	P	24.527	27.350	21.264	24.890	196.7
9	1'50.573		22.129	25.027	20.815	23.745	
10	**1'30.630**		21.347	24.751	20.806	23.726	196.7
11	**1'33.980**		22.455	25.520	21.745	24.260	195.4
12	**1'30.593**		21.490	24.861	20.736	23.506	196.2
13	**1'29.862**		21.111	24.691	20.666	23.394	198.1
14	1'34.062	P	21.753	25.799	21.680	24.830	198.5
15	2'52.397		25.641	25.383	21.744	23.653	

5th 22 Peetu PAAVILAINE — Red Bull MotoGP Roo FIN

Runs=1 Total laps=16 Full laps=15

Lap	Lap Time		T1	T2	T3	T4	Speed
1	2'08.917		28.533	25.887	21.678	24.120	
2	**1'30.617**		21.322	24.883	20.782	23.630	195.0
3	**1'29.805**		21.068	24.746	20.456	23.535	199.2
4	**1'29.334**		20.863	24.508	20.449	23.514	198.2
5	**1'29.570**		20.886	24.594	20.570	23.520	198.7
6	**1'29.720**		20.849	24.850	20.547	23.474	198.7
7	**1'34.758**		23.055	26.579	21.115	24.009	196.1
8	**1'38.229**		23.205	28.521	22.121	24.382	197.6
9	**1'31.316**		21.080	24.522	21.762	23.952	196.0
10	**1'31.172**		21.102	25.178	21.027	23.865	197.0
11	**1'30.114**		20.942	24.679	20.669	23.824	197.6
12	**1'29.839**		21.073	24.742	20.597	23.427	197.4
13	**1'39.753**		22.477	28.183	23.809	25.284	197.2
14	**1'30.463**		20.903	24.879	20.882	23.799	197.0
15	**1'31.358**		21.194	24.908	21.078	24.178	196.1
16	**1'30.090**		21.213	24.784	20.577	23.516	196.6

Fastest Lap: Can ÖNCÜ — Red Bull MotoGP Roo TUR **1'28.786** 20.926 24.203 20.379 23.278

DORNA DATA PROCESSING TIMING SERVICE DORNA DATA PROCESSING TIMING SERVICE DORNA DATA PROCESSING TIMING SERVICE DORNA DATA PROCESSING TIMING SERVICE DORNA DATA PROCESSING TIMING SERVICE DORNA DATA PROCESSING TIMING SERVICE DORNA DATA PROCESSING TIMING SERVICE DORNA DATA PROCCEESSS

Qualifying Practice

RookiesCup

6th — 12 Filip SALAC

Red Bull MotoGP Roo CZE

Runs=1 Total laps=16 Full laps=15

Lap	Lap Time	T1	T2	T3	T4	Speed
1	2'01.672	22.671	26.029	26.223	32.037	
2	**1'30.432**	21.378	24.703	20.757	23.594	194.0
3	**1'29.743**	21.181	24.309	20.567	23.686	192.9
4	**1'31.668**	21.193	24.984	21.285	24.206	194.5
5	**1'30.011**	21.045	24.520	20.913	23.533	194.4
6	**1'30.171**	21.232	24.508	20.869	23.562	192.9
7	**1'36.861**	24.933	26.597	21.390	23.941	191.1
8	**1'30.200**	20.970	24.639	20.908	23.683	196.3
9	**1'33.892**	22.108	25.371	21.382	25.031	193.3
10	**1'36.606**	21.413	25.927	23.410	25.856	200.0
11	**1'29.899**	20.890	24.528	20.803	23.678	198.0
12	**1'30.176**	21.047	24.599	20.929	23.601	195.7
13	**1'33.820**	22.042	25.914	21.252	24.612	192.3
14	**1'35.817**	20.928	25.071	21.367	28.451	200.2
15	**1'34.711**	21.229	24.803	22.267	26.412	193.2
16	**1'35.216**	22.008	25.813	22.158	25.237	193.0

9th — 30 Max COOK

Red Bull MotoGP Roo GBR

Runs=1 Total laps=16 Full laps=15

Lap	Lap Time	T1	T2	T3	T4	Speed
1	2'00.884	22.538	26.167	23.054	30.484	
2	**1'31.973**	22.413	24.871	20.852	23.837	186.0
3	**1'30.481**	21.271	24.745	20.796	23.669	197.2
4	**1'31.594**	21.195	24.808	21.371	24.220	195.3
5	**1'30.811**	21.512	24.737	20.752	23.810	197.3
6	**1'29.934**	21.177	24.607	20.608	23.542	193.5
7	**1'30.796**	20.984	24.865	20.912	24.035	197.2
8	**1'31.976**	21.659	25.162	21.155	24.000	196.1
9	**1'32.421**	21.492	25.288	21.217	24.424	187.6
10	**1'32.807**	21.662	25.523	21.262	24.360	188.9
11	**1'33.438**	22.316	25.222	21.113	24.787	185.8
12	**1'33.774**	21.753	25.286	21.230	25.505	187.3
13	**1'32.697**	22.299	25.188	21.156	24.054	180.3
14	**1'31.646**	21.358	25.035	21.276	23.977	196.2
15	**1'33.219**	21.453	25.635	21.877	24.254	194.4
16	**1'34.588**	23.627	25.437	21.278	24.246	189.0

7th — 40 Sean KELLY

Red Bull MotoGP Roo USA

Runs=2 Total laps=15 Full laps=11

Lap	Lap Time	T1	T2	T3	T4	Speed
1	2'02.244	22.259	26.081	25.764	32.211	
2	**1'30.462**	21.380	24.766	20.716	23.600	193.6
3	**1'29.766**	20.980	24.572	20.598	23.616	197.5
4	**1'31.695**	21.112	25.213	21.273	24.097	196.3
5	1'32.089 P	21.369	24.702	20.887	25.131	194.2
6	3'01.673	23.411	25.013	22.882	27.836	
7	**1'33.211**	22.644	24.998	21.540	24.029	193.3
8	**1'32.737**	21.265	24.986	21.395	25.091	194.8
9	**1'30.476**	21.082	24.839	20.973	23.582	195.3
10	**1'38.987**	24.404	25.814	21.570	27.199	192.8
11	**1'32.783**	21.043	26.505	21.475	23.760	195.3
12	**1'30.438**	21.071	24.829	20.909	23.629	197.0
13	1'34.924 *	21.113	24.788	20.706	28.317*	195.2
14	**1'30.503**	21.128	24.704	20.923	23.748	194.2
15	**1'38.748**	26.681	25.259	22.051	24.757	191.3

10th — 43 Steward GARCIA

Red Bull MotoGP Roo COL

Runs=1 Total laps=15 Full laps=13

Lap	Lap Time	T1	T2	T3	T4	Speed
1	2'06.107	30.033	28.619	22.241	23.911	
2	**1'30.522**	21.098	24.672	21.048	23.704	196.2
3	**1'30.900**	21.393	24.664	21.010	23.833	192.2
4	**1'30.526**	21.174	24.764	20.979	23.609	193.2
5	**1'30.042**	21.185	24.659	20.638	23.560	197.9
6	**1'30.396**	21.138	24.842	20.903	23.513	195.2
7	**1'32.010**	21.450	25.558	21.156	23.846	194.8
8	**1'30.391**	21.198	24.595	20.891	23.707	195.5
9	**1'32.161**	21.760	24.799	21.368	24.234	197.4
10	**1'38.836**	25.124	25.294	22.243	26.175	191.5
11	**1'30.385**	21.003	24.593	20.823	23.966	197.6
12	**1'30.193**	20.901	24.548	21.122	23.622	196.1
13	**1'30.948**	21.314	24.906	20.978	23.750	196.7
14	**1'32.020**	22.551	24.759	20.959	23.751	192.6
15	1'35.012 P	21.380	25.321	21.958	26.353	197.0

8th — 6 Ryusei YAMANAKA

Red Bull MotoGP Roo JPN

Runs=2 Total laps=16 Full laps=14

Lap	Lap Time	T1	T2	T3	T4	Speed
1	1'57.259 P	23.622	26.188	23.664	29.038	
2	1'54.194	25.402	24.914	20.826	23.556	
3	**1'30.097**	21.052	24.648	20.788	23.609	194.3
4	**1'33.540**	21.183	24.953	21.245	26.159	194.3
5	**1'30.028**	20.850	24.749	20.984	23.445	195.2
6	**1'31.352**	21.219	25.417	21.034	23.682	195.8
7	**1'30.135**	20.966	24.701	20.871	23.597	194.2
8	**1'30.292**	21.024	24.775	20.890	23.603	195.5
9	**1'32.559**	23.571	24.596	20.807	23.585	196.0
10	**1'29.990**	20.913	24.596	20.984	23.497	196.9
11	**1'29.923**	20.934	24.595	20.809	23.585	197.3
12	**1'30.493**	21.025	25.066	20.888	23.514	197.6
13	**1'53.809**	41.850	26.831	21.326	23.802	197.3
14	**1'30.520**	20.989	24.993	20.978	23.560	196.4
15	**1'31.954**	21.088	24.987	21.263	24.616	195.3
16	**1'30.833**	21.015	25.068	21.071	23.679	194.5

11th — 7 Barry BALTUS

Red Bull MotoGP Roo BEL

Runs=2 Total laps=16 Full laps=13

Lap	Lap Time	T1	T2	T3	T4	Speed
1	2'02.110	22.036	26.021	26.198	32.375	
2	**1'31.077**	21.607	24.876	20.944	23.650	189.7
3	**1'30.392**	21.274	24.575	20.842	23.701	191.1
4	**1'31.005**	21.082	24.708	21.149	24.066	191.7
5	**1'30.543**	21.365	24.447	20.807	23.924	194.5
6	**1'30.377**	21.073	24.551	20.713	24.040	195.1
7	**1'32.677**	21.324	24.774	20.867	25.712	191.3
8	**1'32.832**	22.579	24.841	21.560	23.852	192.1
9	**1'33.811**	21.953	24.796	21.220	25.842	192.9
10	**1'36.822**	21.498	25.970	23.262	26.092	194.9
11	**1'30.111**	21.076	24.504	20.631	23.900	192.3
12	**1'32.458**	21.117	24.762	20.872	25.707	195.2
13	**1'44.560**	29.236	25.585	23.007	26.732	158.6
14	1'40.656 P	30.223	25.174	20.956	24.303	191.2
15	2'06.417	29.214	28.956	22.229	25.850	
16	**1'36.758**	21.332	26.014	23.529	25.883	188.3

Fastest Lap: Can ÖNCÜ — Red Bull MotoGP Roo TUR — **1'28.786** — 20.926 — 24.203 — 20.379 — 23.278

DORNA DATA PROCESSING ,TIMING SERVICE DORNA DATA PROCESSING TIMING SERVICE DORNA DATA PROCESSING TIMING SERVICE DORNA DATA PROCESSING TIMING SERVICE DORNA DATA PROCESSING TIMING SERVICE DORNA DATA PROCESSING TIMING SERVICE DORNA DATA PROCESSING TIMING SERVICE DORNA DATA PROCCEESSS

Qualifying Practice

RookiesCup

12th 3 Pasquale ALFANO — Red Bull MotoGP Roo ITA

Runs=1 Total laps=16 Full laps=15

Lap	Lap Time	T1	T2	T3	T4	Speed
1	1'56.201	26.895	26.537	24.465	27.719	
2	**1'32.441**	22.020	25.230	21.075	24.116	188.1
3	**1'31.214**	21.287	24.854	21.008	24.065	193.3
4	**1'35.443**	21.308	28.075	21.403	24.657	194.3
5	**1'34.713**	22.055	27.450	21.237	23.971	188.7
6	**1'30.716**	21.143	24.898	20.918	23.757	196.4
7	**1'30.917**	21.177	24.737	21.012	23.991	193.0
8	**1'30.123**	21.014	24.658	20.821	23.630	194.2
9	**1'34.606**	22.380	26.866	21.338	24.022	197.3
10	**1'33.813**	21.112	26.091	22.058	24.552	194.4
11	**1'31.270**	21.116	25.504	20.830	23.820	194.6
12	**1'31.470**	21.168	24.894	20.823	24.585	196.1
13	**1'36.750**	23.577	27.662	21.480	24.031	194.6
14	**1'42.828**	21.317	26.886	25.561	29.064	188.2
15	**1'45.277**	26.803	28.311	24.586	25.577	188.2
16	**1'32.069**	21.477	25.056	21.417	24.119	189.6

13th 11 Dan JONES — Red Bull MotoGP Roo GBR

Runs=3 Total laps=16 Full laps=11

Lap	Lap Time	T1	T2	T3	T4	Speed
1	2'01.466	24.971	26.673	23.476	32.604	
2	**1'31.784**	21.985	25.058	21.078	23.663	186.5
3	**1'30.210**	21.078	24.603	20.880	23.649	194.5
4	**1'31.331**	20.858	24.705	21.255	24.513	198.5
5	**1'30.242**	21.415	24.352	20.745	23.730	197.1
6	**1'30.185**	21.014	24.453	20.905	23.813	197.4
7	**1'30.462**	20.964	24.527	21.152	23.819	195.2
8	1'42.990 P	28.292	27.725	21.343	25.630	191.0
9	1'49.903	21.342	25.019	20.875	23.812	
10	**1'30.591**	21.203	24.681	20.850	23.857	195.6
11	**1'34.403**	23.113	25.168	21.637	24.485	196.6
12	**1'30.167**	20.995	24.686	20.796	23.690	196.6
13	**1'30.400**	21.039	24.604	20.843	23.914	194.3
14	1'35.044 P	21.481	26.988	21.179	25.396	195.3
15	2'09.171	29.140	29.305	24.025	25.228	
16	**1'34.146**	21.108	26.031	22.296	24.711	195.3

14th 19 Sasha DE VITS — Red Bull MotoGP Roo BEL

Runs=2 Total laps=16 Full laps=12

Lap	Lap Time	T1	T2	T3	T4	Speed
1	1'58.941	28.879	26.249	23.710	30.491	
2	**1'33.599**	22.476	25.595	21.693	23.835	183.7
3	**1'30.200**	21.382	24.565	20.533	23.720	193.8
4	**1'31.624**	21.210	24.930	21.276	24.208	196.2
5	**1'30.441**	21.344	24.595	20.821	23.681	196.8
6	**1'30.541**	21.053	24.547	20.951	23.990	196.2
7	**1'31.014**	21.111	24.897	21.006	24.000	198.3
8	**1'35.004**	22.644	27.622	20.864	23.874	193.8
9	**1'31.935**	21.736	24.939	20.953	24.307	196.3
10	**1'36.184**	23.118	26.366	21.983	24.717	195.6
11	**1'31.476**	21.338	25.085	21.037	24.016	195.0
12	1'30.915 *	21.441	24.798	20.933	23.743*	192.0
13	**1'32.279**	22.082	25.184	21.036	23.977	192.4
14	**1'31.470**	21.188	24.931	21.309	24.042	195.9
15	1'36.327 P	21.631	27.645	21.399	25.652	196.1
16	1'55.542	25.501	25.842	21.369	23.925	

15th 99 Carlos TATAY — Red Bull MotoGP Roo SPA

Runs=2 Total laps=16 Full laps=13

Lap	Lap Time	T1	T2	T3	T4	Speed
1	1'44.016	21.032	26.308	22.283	24.017	
2	**1'30.283**	21.171	24.720	20.953	23.439	194.1
3	**1'30.458**	21.245	24.755	20.957	23.501	197.1
4	**1'30.454**	21.053	24.749	21.001	23.651	194.8
5	**1'30.402**	20.940	24.689	21.172	23.601	194.2
6	**1'30.396**	20.942	24.660	21.100	23.694	194.3
7	**1'30.413**	20.927	24.733	21.079	23.674	194.6
8	**1'30.382**	20.987	24.737	20.970	23.688	194.9
9	**1'30.294**	20.886	24.792	21.010	23.606	195.1
10	1'36.480 P	21.637	26.166	22.902	25.775	194.5
11	3'14.833	22.582	25.210	21.475	24.705	
12	**1'30.617**	21.049	24.754	21.167	23.647	194.3
13	**1'30.434**	20.930	24.751	20.940	23.813	195.1
14	**1'30.417**	20.983	24.734	21.049	23.651	193.5
15	**1'30.491**	20.956	24.705	21.104	23.726	193.9
16	**1'30.631**	21.088	24.762	21.033	23.748	194.3

16th 83 Meikon KAWAKAMI — Red Bull MotoGP Roo BRA

Runs=1 Total laps=16 Full laps=15

Lap	Lap Time	T1	T2	T3	T4	Speed
1	1'59.067	25.090	26.548	22.994	29.802	
2	**1'31.157**	21.411	24.839	20.926	23.981	191.0
3	**1'31.769**	21.426	24.869	20.951	24.523	191.6
4	**1'32.127**	21.302	25.305	21.284	24.236	193.2
5	**1'30.386**	21.234	24.603	20.758	23.791	192.4
6	**1'30.312**	21.027	24.618	20.852	23.815	193.7
7	**1'36.975**	25.818	25.728	21.219	24.210	192.7
8	**1'30.844**	21.239	24.945	20.886	23.774	195.5
9	**1'31.836**	21.172	24.905	21.059	24.700	193.5
10	**1'36.647**	21.801	25.957	22.990	25.899	193.4
11	**1'30.529**	21.278	24.716	20.655	23.880	192.6
12	**1'30.586**	21.109	24.806	20.799	23.872	196.2
13	**1'31.666**	21.400	25.004	21.281	23.981	191.7
14	**1'34.002**	21.212	25.084	21.441	26.265	193.8
15	**1'34.652**	21.094	25.543	21.456	26.559	190.9
16	**1'31.549**	21.294	24.850	21.290	24.115	190.4

17th 66 Adrian HUERTAS — Red Bull MotoGP Roo SPA

Runs=3 Total laps=15 Full laps=10

Lap	Lap Time	T1	T2	T3	T4	Speed
1	1'56.521	22.505	26.481	22.941	28.277	
2	**1'31.636**	21.363	25.235	21.016	24.022	193.6
3	**1'33.610**	23.529	25.854	20.673	23.554	191.8
4	**1'31.102**	21.053	25.107	21.167	23.775	194.5
5	**1'36.803**	24.451	28.165	20.610	23.577	192.8
6	1'32.179 P	21.064	25.007	21.073	25.035	196.1
7	3'06.211	21.107	25.899	21.181	23.606	
8	**1'30.697**	21.083	24.981	20.960	23.673	194.5
9	**1'30.545**	20.957	24.937	20.857	23.794	195.4
10	**1'34.453**	21.306	25.774	21.022	26.351	194.1
11	**1'30.338**	21.193	24.873	20.622	23.650	199.1
12	**1'30.362**	21.057	24.978	20.666	23.661	195.2
13	**1'30.618**	20.980	24.937	20.905	23.796	198.0
14	1'36.727 P	22.828	27.263	21.258	25.378	192.3
15	2'03.384	30.127	25.624	21.703	27.090	

Fastest Lap: Can ÖNCÜ — Red Bull MotoGP Roo TUR **1'28.786** 20.926 24.203 20.379 23.278

DORNA DATA PROCESSING -TIMING SERVICE DORNA DATA PROCESSING TIMING SERVICE DORNA DATA PROCESSING TIMING SERVICE DORNA DATA PROCESSING TIMING SERVICE DORNA DATA PROCESSING TIMING SERVICE DORNA DATA PROCESSING TIMING SERVICE DORNA DATA PROCESSING TIMING SERVICE DORNA DATA PROCCEESSS

Qualifying Practice

RookiesCup

18th 31 Gerry SALIM — Red Bull MotoGP Roo INA

Runs=2 Total laps=16 Full laps=13

Lap	Lap Time		T1	T2	T3	T4	Speed
1	1'58.096		25.384	26.585	24.198	28.337	
2	**1'31.383**		21.737	24.856	20.972	23.818	191.7
3	**1'30.512**		21.242	24.648	20.861	23.761	194.5
4	**1'33.816**		22.352	25.635	21.629	24.200	198.7
5	**1'30.342**		21.234	24.607	20.785	23.716	196.1
6	**1'30.357**		21.079	24.652	20.918	23.708	194.6
7	**1'37.486**		24.509	27.240	21.249	24.488	193.2
8	**1'31.323**		21.720	24.979	20.953	23.671	197.9
9	**1'32.251**		21.358	25.306	21.327	24.260	195.8
10	**1'37.009**		21.277	26.074	22.226	27.432	197.1
11	**1'30.882**		21.234	24.783	20.977	23.888	195.4
12	**1'30.876**		21.371	24.704	20.841	23.960	198.6
13	**1'30.648**		21.251	24.711	20.806	23.880	195.9
14	1'37.169	P	21.367	25.326	21.229	29.247	195.8
15	2'26.000		26.278	26.252	21.001	23.850	
16	**1'34.460**		21.092	26.658	21.967	24.743	194.3

21st 62 Aidan LIEBENBER — Red Bull MotoGP Roo RSA

Runs=1 Total laps=16 Full laps=15

Lap	Lap Time		T1	T2	T3	T4	Speed
1	2'06.563		27.540	28.639	22.603	24.428	
2	**1'32.618**		21.798	25.442	21.418	23.960	192.0
3	**1'31.734**		21.633	24.867	21.264	23.970	193.2
4	**1'32.221**		21.450	25.207	21.357	24.207	191.6
5	**1'31.646**		21.425	24.986	21.313	23.922	190.2
6	**1'32.041**		21.492	25.074	21.398	24.077	190.3
7	**1'32.845**		21.464	25.396	21.536	24.449	191.0
8	**1'32.854**		21.643	25.453	21.222	24.536	193.8
9	**1'31.790**		21.453	25.025	21.312	24.000	190.5
10	**1'31.552**		21.340	25.023	21.245	23.944	190.9
11	**1'31.258**		21.412	24.887	21.212	23.747	192.4
12	**1'31.245**		21.367	24.703	21.215	23.960	192.8
13	**1'32.719**		21.802	25.173	21.483	24.261	191.7
14	**1'31.961**		21.490	25.067	21.119	24.285	191.8
15	**1'32.328**		21.612	24.960	21.025	24.731	188.2
16	**1'31.897**		21.536	25.101	21.203	24.057	188.9

19th 5 Simon JESPERSEN — Red Bull MotoGP Roo DEN

Runs=2 Total laps=16 Full laps=13

Lap	Lap Time		T1	T2	T3	T4	Speed
1	1'50.816		28.835	26.345	22.376	24.320	
2	**1'31.992**		21.448	25.193	21.158	24.193	189.2
3	**1'31.562**		21.440	24.980	21.157	23.985	187.9
4	**1'31.210**		21.258	24.908	21.110	23.934	189.6
5	**1'31.613**		21.273	24.960	21.317	24.063	189.9
6	**1'31.306**		21.309	24.850	21.222	23.925	189.7
7	**1'30.858**		21.327	24.784	20.942	23.805	188.5
8	**1'30.923**		21.283	24.907	20.951	23.782	189.6
9	**1'31.000**		21.298	24.788	21.143	23.771	190.0
10	**1'30.557**		21.128	24.842	20.932	23.655	190.6
11	**1'30.809**		21.200	24.742	21.049	23.818	190.2
12	**1'31.211**		21.329	24.861	21.146	23.875	189.2
13	**1'30.942**		21.268	24.887	21.019	23.768	190.8
14	1'34.747	P	22.052	25.522	21.743	25.430	191.0
15	2'45.280		23.566	26.988	22.103	25.151	
16	**1'34.274**		21.421	26.946	21.510	24.397	189.1

22nd 29 Billy VAN EERDE — Red Bull MotoGP Roo AUS

Runs=1 Total laps=16 Full laps=15

Lap	Lap Time		T1	T2	T3	T4	Speed
1	1'53.231		26.414	27.199	23.115	24.840	
2	**1'33.402**		22.049	25.771	21.471	24.111	191.9
3	**1'32.967**		21.627	25.779	21.526	24.035	192.1
4	**1'34.873**		21.934	26.108	22.397	24.434	192.7
5	**1'32.718**		21.833	25.477	21.302	24.106	198.0
6	**1'38.949**		21.357	25.408	26.925	25.259	197.2
7	**1'33.459**		21.763	25.688	21.547	24.461	193.3
8	**1'32.292**		21.576	25.481	21.263	23.972	194.6
9	**1'33.356**		21.335	25.383	22.556	24.082	195.7
10	**1'31.849**		21.283	25.310	21.222	24.034	196.2
11	**1'31.415**		21.234	25.065	21.009	24.107	197.6
12	**1'32.608**		21.853	25.650	21.043	24.062	190.1
13	**1'31.963**		21.516	25.192	21.129	24.126	195.2
14	**1'31.722**		21.397	25.063	21.142	24.120	195.7
15	**1'31.801**		21.259	25.112	21.415	24.015	197.1
16	**1'32.794**		21.380	25.600	21.723	24.091	195.6

20th 88 Matteo PATACCA — Red Bull MotoGP Roo ITA

Runs=2 Total laps=15 Full laps=11

Lap	Lap Time		T1	T2	T3	T4	Speed
1	2'05.983		30.623	28.577	22.115	24.116	
2	**1'31.833**		21.433	25.192	21.367	23.841	192.1
3	**1'31.444**		21.473	25.265	20.998	23.708	192.9
4	**1'31.071**		21.262	24.796	20.929	24.084	194.0
5	**1'30.709**		21.239	24.892	20.874	23.704	192.5
6	**1'30.750**		21.178	24.824	20.950	23.798	192.4
7	**1'31.090**		21.311	25.000	21.074	23.705	192.2
8	1'35.139	P	22.177	26.318	21.307	25.337	196.6
9	1'51.141		21.080	25.297	20.973	23.725	
10	**1'31.167**		21.238	24.906	21.256	23.767	193.6
11	**1'33.155**		21.689	25.322	21.607	24.537	192.8
12	**1'31.486**		21.299	25.245	21.124	23.818	193.3
13	**1'31.294**		21.287	24.879	21.145	23.983	192.6
14	**1'31.143**		21.222	24.955	21.177	23.789	191.5
15	1'41.841	P	24.186	26.242	22.773	28.640	189.5

23rd 44 Nicolas HERNANDE — Red Bull MotoGP Roo COL

Runs=2 Total laps=15 Full laps=11

Lap	Lap Time		T1	T2	T3	T4	Speed
1	1'41.024		22.989	26.603	22.217	24.475	
2	**1'32.875**		21.931	25.447	21.382	24.115	191.0
3	**1'32.278**		21.794	24.941	21.296	24.247	191.7
4	**1'32.395**		21.776	25.172	21.371	24.076	191.6
5	**1'32.487**		21.573	24.824	21.646	24.444	191.4
6	1'36.044	P	21.838	25.291	22.171	26.744	188.7
7	3'21.988		39.676	26.328	21.826	24.090	
8	**1'32.654**		21.542	25.451	21.493	24.168	193.7
9	**1'32.281**		21.440	25.329	21.358	24.154	193.5
10	**1'32.291**		21.554	25.369	21.334	24.034	196.5
11	**1'31.891**		21.750	24.929	21.233	23.979	192.9
12	**1'32.433**		21.569	25.332	21.296	24.236	193.6
13	**1'32.446**		21.432	25.346	21.266	24.402	194.9
14	**1'31.585**		21.397	25.055	21.055	24.078	192.9
15	1'38.688	P	21.945	27.020	23.325	26.398	191.2

Fastest Lap:	Can ÖNCÜ	Red Bull MotoGP Roo	TUR	**1'28.786**	20.926	24.203	20.379	23.278

DORNA DATA PROCESSING -TIMING SERVICE DORNA DATA PROCESSING TIMING SERVICE DORNA DATA PROCESSING TIMING SERVICE DORNA DATA PROCESSING TIMING SERVICE DORNA DATA PROCESSING TIMING SERVICE DORNA DATA PROCESSING TIMING SERVICE DORNA DATA PROCESSING TIMING SERVICE DORNA DATA PROCCEESSS

Sachsenring

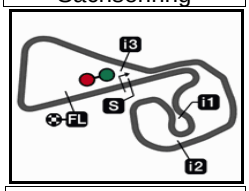

3671 m.

Results and timing service provided by TISSOT

RookiesCup

PRAMAC MOTORRAD GRAND PRIX DEUTSCHLAND

Official Starting Grid

Race : 19 laps = 69.749 km

1	**1** 1'28.786 **61 Can ÖNCÜ** KTM	**2** 1'28.838 **53 Deniz ÖNCÜ** KTM	**3** 1'28.976 **28 Adrian CARRASCO** KTM
2	**4** 1'29.206 **24 Xavier ARTIGAS** KTM	**5** 1'29.743 **12 Filip SALAC** KTM	**6** 1'29.766 **40 Sean KELLY** KTM
3	**7** 1'29.923 **6 Ryusei YAMANAKA** KTM	**8** 1'29.934 **30 Max COOK** KTM	**9** 1'30.042 **43 Steward GARCIA** KTM
4	**10** 1'30.111 **7 Barry BALTUS** KTM	**11** 1'29.334 **22 Peetu PAAVILAINEN** KTM	**12** 1'30.123 **3 Pasquale ALFANO** KTM
5	**13** 1'30.167 **11 Dan JONES** KTM	**14** 1'30.200 **19 Sasha DE VITS** KTM	**15** 1'30.283 **99 Carlos TATAY** KTM
6	**16** 1'30.312 **83 Meikon KAWAKAMI** KTM	**17** 1'30.338 **66 Adrian HUERTAS** KTM	**18** 1'30.342 **31 Gerry SALIM** KTM
7	**19** 1'30.557 **5 Simon JESPERSEN** KTM	**20** 1'30.709 **88 Matteo PATACCA** KTM	**21** 1'31.245 **62 Aidan LIEBENBERG** KTM
8	**22** 1'31.415 **29 Billy VAN EERDE** KTM	**23** 1'31.585 **44 Nicolas HERNANDEZ** KTM	

Race Direction grid penalty for rider #22

The results are provisional until the end of the limit for protest and appeals and until the ratification of the Event Management Committee.

Time limit for protest expires 60' at the latest after publication of the results - Mr. ..... Time: .....

DORNA DATA PROCESSING TIMING SERVICE DORNA DATA PROCESSING TIMING SERVICE DORNA DATA PROCESSING TIMING SERVICE DORNA DATA PROCESSING TIMING SERVICE DORNA DATA PROCESSING TIMING SERVICE DORNA DATA PROCESSING TIMING SERVICE DORNA DATA PROCESSING TIMING SERVICE DORNA DATA PROCCEESSS

Sachsenring, Friday, July 13, 2018

Sachsenring

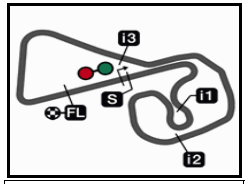

3671 m.

Results and timing service provided by TISSOT

RookiesCup

PRAMAC MOTORRAD GRAND PRIX DEUTSCHLAND

Qualifying Practice

Best Partial Times

IT *Ideal Lap Time, sum of the best partial times* ***BT*** *Best Lap Time*

	T1		T2		T3		T4	
Pos	Rider	Time	Rider	Time	Rider	Time	Rider	Time
1	A.CARRASCO	20.639	C.ÖNCÜ	24.203	D.ÖNCÜ	20.366	C.ÖNCÜ	23.266
2	**D.ÖNCÜ**	**20.745**	**A.CARRASCO**	**24.241**	**C.ÖNCÜ**	**20.367**	**A.CARRASCO**	**23.280**
3	C.ÖNCÜ	20.749	F.SALAC	24.309	A.CARRASCO	20.427	X.ARTIGAS	23.301
4	**P.PAAVILAINEN**	**20.849**	**D.ÖNCÜ**	**24.323**	**X.ARTIGAS**	**20.445**	**D.ÖNCÜ**	**23.322**
5	R.YAMANAKA	20.850	D.JONES	24.352	P.PAAVILAINEN	20.449	P.PAAVILAINEN	23.427
6	**D.JONES**	**20.858**	**X.ARTIGAS**	**24.377**	**S.DE VITS**	**20.533**	**C.TATAY**	**23.439**
7	X.ARTIGAS	20.874	B.BALTUS	24.447	F.SALAC	20.567	R.YAMANAKA	23.445
8	**C.TATAY**	**20.886**	**P.PAAVILAINEN**	**24.508**	**S.KELLY**	**20.598**	**S.GARCIA**	**23.513**
9	F.SALAC	20.890	S.DE VITS	24.547	M.COOK	20.608	F.SALAC	23.533
10	**S.GARCIA**	**20.901**	**S.GARCIA**	**24.548**	**A.HUERTAS**	**20.610**	**M.COOK**	**23.542**
11	A.HUERTAS	20.957	S.KELLY	24.572	B.BALTUS	20.631	A.HUERTAS	23.554
12	**S.KELLY**	**20.980**	**R.YAMANAKA**	**24.595**	**S.GARCIA**	**20.638**	**S.KELLY**	**23.582**
13	M.COOK	20.984	M.KAWAKAMI	24.603	M.KAWAKAMI	20.655	P.ALFANO	23.630
14	**P.ALFANO**	**21.014**	**M.COOK**	**24.607**	**D.JONES**	**20.745**	**D.JONES**	**23.649**
15	M.KAWAKAMI	21.027	G.SALIM	24.607	G.SALIM	20.785	B.BALTUS	23.650
16	**S.DE VITS**	**21.053**	**P.ALFANO**	**24.658**	**R.YAMANAKA**	**20.788**	**S.JESPERSEN**	**23.655**
17	B.BALTUS	21.073	C.TATAY	24.660	P.ALFANO	20.821	G.SALIM	23.671
18	**G.SALIM**	**21.079**	**A.LIEBENBERG**	**24.703**	**M.PATACCA**	**20.874**	**S.DE VITS**	**23.681**
19	S.JESPERSEN	21.128	S.JESPERSEN	24.742	S.JESPERSEN	20.932	M.PATACCA	23.704
20	**M.PATACCA**	**21.178**	**M.PATACCA**	**24.796**	**C.TATAY**	**20.940**	**A.LIEBENBERG**	**23.747**
21	B.VAN EERDE	21.234	N.HERNANDEZ	24.824	B.VAN EERDE	21.009	M.KAWAKAMI	23.774
22	**A.LIEBENBERG**	**21.340**	**A.HUERTAS**	**24.873**	**A.LIEBENBERG**	**21.025**	**B.VAN EERDE**	**23.972**
23	N.HERNANDEZ	21.397	B.VAN EERDE	25.063	N.HERNANDEZ	21.055	N.HERNANDEZ	23.979

Pos	Rider	IT	BT	
1	**C.ÖNCÜ**	1'28.585	1'28.786	(1)
2	**A.CARRASCO**	1'28.587	1'28.976	(3)
3	**D.ÖNCÜ**	1'28.756	1'28.838	(2)
4	**X.ARTIGAS**	1'28.997	1'29.206	(4)
5	**P.PAAVILAINE**	1'29.233	1'29.334	(5)
6	**F.SALAC**	1'29.299	1'29.743	(6)
7	**S.GARCIA**	1'29.600	1'30.042	(10)
8	**D.JONES**	1'29.604	1'30.167	(13)
9	**R.YAMANAKA**	1'29.678	1'29.923	(8)
10	**S.KELLY**	1'29.732	1'29.766	(7)
11	**M.COOK**	1'29.741	1'29.934	(9)
12	**B.BALTUS**	1'29.801	1'30.111	(11)
13	**S.DE VITS**	1'29.814	1'30.200	(14)
14	**C.TATAY**	1'29.925	1'30.283	(15)
15	**A.HUERTAS**	1'29.994	1'30.338	(17)
16	**M.KAWAKAMI**	1'30.059	1'30.312	(16)
17	**P.ALFANO**	1'30.123	1'30.123	(12)
18	**G.SALIM**	1'30.142	1'30.342	(18)
19	**S.JESPERSEN**	1'30.457	1'30.557	(19)
20	**M.PATACCA**	1'30.552	1'30.709	(20)
21	**A.LIEBENBER**	1'30.815	1'31.245	(21)
22	**N.HERNANDE**	1'31.255	1'31.585	(23)
23	**B.VAN EERDE**	1'31.278	1'31.415	(22)

DORNA DATA PROCESSING .TIMING SERVICE DORNA DATA PROCESSING TIMING SERVICE DORNA DATA PROCESSING TIMING SERVICE DORNA DATA PROCESSING TIMING SERVICE DORNA DATA PROCESSING TIMING SERVICE DORNA DATA PROCESSING TIMING SERVICE DORNA DATA PROCESSING TIMING SERVICE DORNA DATA PROCCEESSS

Sachsenring

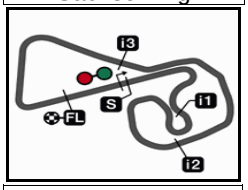

3671 m.

Results and timing service provided by TISSOT

RookiesCup

PRAMAC MOTORRAD GRAND PRIX DEUTSCHLAND

Qualifying Practice

Fastest Laps Sequence

Practice Time		Rider	Nation	Motorcycle	Time	Km/h	Rider's Lap
3'13.899	44	**Nicolas HERNANDEZ**	COL	KTM	**1'32.875**	142.2	2
3'14.299	99	**Carlos TATAY**	SPA	KTM	**1'30.283**	146.3	2
3'49.461	61	**Can ÖNCÜ**	TUR	KTM	**1'28.902**	148.6	2
5'18.247	61	**Can ÖNCÜ**	TUR	KTM	**1'28.786**	148.8	3

DORNA DATA PROCESSING _TIMING SERVICE DORNA DATA PROCESSING TIMING SERVICE DORNA DATA PROCESSING TIMING SERVICE DORNA DATA PROCESSING TIMING SERVICE DORNA DATA PROCESSING TIMING SERVICE DORNA DATA PROCESSING TIMING SERVICE DORNA DATA PROCESSING TIMING SERVICE DORNA DATA PROCESSING TIMING SERVICE DORNA DATA PROCCEESSS