

Results and timing service provided by TISSOT

RookiesCup

PRAMAC MOTORRAD GRAND PRIX DEUTSCHLAND

Race Nr.1

Classification after 19 laps = 69.749 km

20

Pos	Rider	Nation	Team	Motorcycle	Total Time	Km/h	Gap
1	25 53 Deniz ÖNCÜ	TUR	Red Bull MotoGP Rookies Cup	KTM	28'20.035	147.7	
2	20 61 Can ÖNCÜ	TUR	Red Bull MotoGP Rookies Cup	KTM	28'24.490	147.3	4.455
3	16 6 Ryusei YAMANAKA	JPN	Red Bull MotoGP Rookies Cup	KTM	28'24.750	147.2	4.715
4	13 12 Filip SALAC	CZE	Red Bull MotoGP Rookies Cup	KTM	28'24.769	147.2	4.734
5	11 28 Adrian CARRASCO	SPA	Red Bull MotoGP Rookies Cup	KTM	28'24.834	147.2	4.799
6	10 43 Steward GARCIA	COL	Red Bull MotoGP Rookies Cup	KTM	28'25.002	147.2	4.967
7	9 24 Xavier ARTIGAS	SPA	Red Bull MotoGP Rookies Cup	KTM	28'41.216	145.8	21.181
8	8 30 Max COOK	GBR	Red Bull MotoGP Rookies Cup	KTM	28'41.437	145.8	21.402
9	7 99 Carlos TATAY	SPA	Red Bull MotoGP Rookies Cup	KTM	28'43.484	145.6	23.449
10	6 66 Adrian HUERTAS	SPA	Red Bull MotoGP Rookies Cup	KTM	28'43.553	145.6	23.518
11	5 7 Barry BALTUS	BEL	Red Bull MotoGP Rookies Cup	KTM	28'43.672	145.6	23.637
12	4 88 Matteo PATACCA	ITA	Red Bull MotoGP Rookies Cup	KTM	28'46.193	145.4	26.158
13	3 3 Pasquale ALFANO	ITA	Red Bull MotoGP Rookies Cup	KTM	28'46.442	145.4	26.407
14	2 19 Sasha DE VITS	BEL	Red Bull MotoGP Rookies Cup	KTM	28'46.563	145.4	26.528
15	1 29 Billy VAN EERDE	AUS	Red Bull MotoGP Rookies Cup	KTM	29'11.943	143.3	51.908
16	62 Aidan LIEBENBERG	RSA	Red Bull MotoGP Rookies Cup	KTM	29'15.121	143.0	55.086
17	44 Nicolas HERNANDEZ	COL	Red Bull MotoGP Rookies Cup	KTM	29'29.984	141.8	1'09.949
18	83 Meikon KAWAKAMI	BRA	Red Bull MotoGP Rookies Cup	KTM	29'31.339	141.7	1'11.304
Not classified							
	40 Sean KELLY	USA	Red Bull MotoGP Rookies Cup	KTM	27'10.244	145.9	1 lap
	31 Gerry SALIM	INA	Red Bull MotoGP Rookies Cup	KTM	20'16.467	141.2	6 laps
Not finished first lap							
	22 Peetu PAAVILAINEN	FIN	Red Bull MotoGP Rookies Cup	KTM			
	11 Dan JONES	GBR	Red Bull MotoGP Rookies Cup	KTM			
	5 Simon JESPERSEN	DEN	Red Bull MotoGP Rookies Cup	KTM			

Race condition: Dry
 Air: 24°
 Humidity: 41%
 Ground: 46°

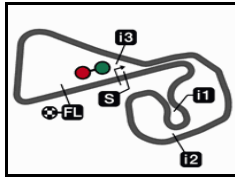
Pole Position:		Can ÖNCÜ	1'28.786	148.8 Km/h
Fastest Lap (New record):	Lap 3	Ryusei YAMANAKA	1'28.897	148.6 Km/h
Circuit Record Lap:	2014	Manuel PAGLIANI	1'29.134	148.2 Km/h
Circuit Best Lap:	2018	Can ÖNCÜ	1'28.786	148.8 Km/h

16:15'00		SIGHTING LAP START
16:28'00		WARM UP LAP START
16:30'30		RACE START
16:31'24	Meikon KAWAKAMI	crashed out - Rider OK
16:31'24	Gerry SALIM	crashed out - Rider OK
16:31'24	Peetu PAAVILAINEN	crashed out - Medical Centre
16:31'24	Dan JONES	crashed out - Rider OK
16:31'24	Simon JESPERSEN	crashed out - Rider OK
16:31'38	Gerry SALIM	re-joined race
16:31'40	Meikon KAWAKAMI	re-joined race
16:31'50	-	No jump start
16:52'32	Gerry SALIM	crashed out - Rider OK
16:59'37	Sean KELLY	crashed out - Rider OK

The results are provisional until the end of the limit for protest and appeals.


Time limit for protest expires 30' after publication of the results - Time:

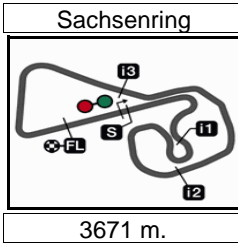
DORNA DATA PROCESSING TIMING SERVICE DORNA DATA PROCESSING TIMING SERVICE DORNA DATA PROCESSING TIMING SERVICE DORNA DATA PROCESSING TIMING SERVICE DORNA DATA PROCESSING TIMING SERVICE DORNA DATA PROCESSING TIMING SERVICE DORNA DATA PROCESSING TIMING SERVICE DORNA DATA PROCESSING TIMING SERVICE DORNA DATA PROCESSING



3671 m.

PRAMAC MOTORRAD GRAND PRIX DEUTSCHLAND**Race Nr.1****Fastest Lap of Each Rider****RookiesCup****23**

	Rider	Nation	Team	Motorcycle	Time	Lap Total	Gap
1	6 Ryusei YAMANAKA	JPN	Red Bull MotoGP Rookies Cup	KTM	1'28.897	3 19	
2	28 Adrian CARRASCO	SPA	Red Bull MotoGP Rookies Cup	KTM	1'29.036	9 19	0.139 0.139
3	53 Deniz ÖNCÜ	TUR	Red Bull MotoGP Rookies Cup	KTM	1'29.092	4 19	0.195 0.056
4	61 Can ÖNCÜ	TUR	Red Bull MotoGP Rookies Cup	KTM	1'29.150	8 19	0.253 0.058
5	43 Steward GARCIA	COL	Red Bull MotoGP Rookies Cup	KTM	1'29.179	10 19	0.282 0.029
6	12 Filip SALAC	CZE	Red Bull MotoGP Rookies Cup	KTM	1'29.218	7 19	0.321 0.039
7	24 Xavier ARTIGAS	SPA	Red Bull MotoGP Rookies Cup	KTM	1'29.552	2 19	0.655 0.334
8	40 Sean KELLY	USA	Red Bull MotoGP Rookies Cup	KTM	1'29.806	3 18	0.909 0.254
9	7 Barry BALTUS	BEL	Red Bull MotoGP Rookies Cup	KTM	1'29.829	18 19	0.932 0.023
10	66 Adrian HUERTAS	SPA	Red Bull MotoGP Rookies Cup	KTM	1'29.885	18 19	0.988 0.056
11	88 Matteo PATACCA	ITA	Red Bull MotoGP Rookies Cup	KTM	1'29.960	4 19	1.063 0.075
12	30 Max COOK	GBR	Red Bull MotoGP Rookies Cup	KTM	1'29.965	4 19	1.068 0.005
13	99 Carlos TATAY	SPA	Red Bull MotoGP Rookies Cup	KTM	1'30.081	2 19	1.184 0.116
14	3 Pasquale ALFANO	ITA	Red Bull MotoGP Rookies Cup	KTM	1'30.214	3 19	1.317 0.133
15	19 Sasha DE VITS	BEL	Red Bull MotoGP Rookies Cup	KTM	1'30.300	17 19	1.403 0.086
16	29 Billy VAN EERDE	AUS	Red Bull MotoGP Rookies Cup	KTM	1'30.651	3 19	1.754 0.351
17	83 Meikon KAWAKAMI	BRA	Red Bull MotoGP Rookies Cup	KTM	1'30.871	4 19	1.974 0.220
18	62 Aidan LIEBENBERG	RSA	Red Bull MotoGP Rookies Cup	KTM	1'31.249	2 19	2.352 0.378
19	31 Gerry SALIM	INA	Red Bull MotoGP Rookies Cup	KTM	1'32.016	6 13	3.119 0.767
20	44 Nicolas HERNANDEZ	COL	Red Bull MotoGP Rookies Cup	KTM	1'32.204	2 19	3.307 0.188



Results and timing service provided by TISSOT

RookiesCup

PRAMAC MOTORRAD GRAND PRIX DEUTSCHLAND

Race Nr.1

Chronological Analysis of Performances

25

* Lap / Sector time cancelled T1 Time from finish line to 1st intermed. T3 Time from 2nd intermed. to 3rd intermed.
P Crossing the finish line in pit lane T2 Time from 1st intermed. to 2nd intermed. T4 Time from 3rd intermediate to finish line

Lap	Lap Time	T1	T2	T3	T4	Speed	Lap	Lap Time	T1	T2	T3	T4	Speed
1st 53 Deniz ÖNCÜ Red Bull MotoGP Roo TUR							4th 12 Filip SALAC Red Bull MotoGP Roo CZE						
Runs=1 Total laps=19 Full laps=18							Runs=1 Total laps=19 Full laps=18						
1	1'31.917	23.090	24.754	20.642	23.431	99.7	1	1'33.520	22.931	24.429	22.395	23.765	110.0
2	1'29.203	20.909	24.486	20.341	23.467	197.6	2	1'28.983	20.743	24.388	20.424	23.428	201.2
3	1'29.326	21.018	24.330	20.640	23.338	198.3	3	1'28.897	20.861	24.241	20.551	23.244	196.6
4	1'29.092	20.684	24.311	20.497	23.600	195.8	4	1'29.081	20.799	24.425	20.269	23.588	199.5
5	1'29.322	20.960	24.324	20.571	23.467	193.6	5	1'29.202	20.847	24.529	20.503	23.323	200.3
6	1'29.152	20.759	24.345	20.487	23.561	195.1	6	1'29.102	20.753	24.479	20.543	23.327	201.2
7	1'29.183	20.836	24.405	20.465	23.477	196.0	7	1'29.356	21.020	24.403	20.536	23.397	199.6
8	1'29.207	20.810	24.438	20.432	23.527	196.3	8	1'29.315	21.093	24.395	20.456	23.371	196.0
9	1'29.190	20.844	24.426	20.453	23.467	195.9	9	1'29.677	20.910	24.562	20.794	23.411	198.6
10	1'29.336	20.927	24.421	20.370	23.618	193.8	10	1'29.684	20.904	24.569	20.732	23.479	195.6
11	1'29.253	20.899	24.466	20.413	23.475	193.9	11	1'29.809	20.910	24.587	20.781	23.531	195.2
12	1'29.357	20.960	24.503	20.358	23.536	194.8	12	1'29.527	20.771	24.564	20.709	23.483	197.4
13	1'29.324	20.857	24.446	20.543	23.478	195.6	13	1'29.813	20.847	24.539	20.692	23.735	197.6
14	1'29.430	20.963	24.526	20.450	23.491	194.9	14	1'29.407	20.841	24.610	20.547	23.409	195.8
15	1'29.472	20.868	24.603	20.530	23.471	195.8	15	1'29.704	20.749	24.811	20.704	23.440	199.0
16	1'29.489	20.974	24.551	20.478	23.486	195.8	16	1'30.050	21.084	24.659	20.470	23.837	196.9
17	1'29.448	20.901	24.450	20.492	23.605	196.6	17	1'29.503	21.020	24.504	20.491	23.488	200.1
18	1'29.699	20.987	24.557	20.552	23.603	195.9	18	1'30.239	20.950	24.850	20.821	23.618	197.8
19	1'29.635	21.006	24.505	20.538	23.586	195.7	19	1'29.881	20.835	24.984	20.589	23.473	198.8

Lap	Lap Time	T1	T2	T3	T4	Speed
2nd 61 Can ÖNCÜ Red Bull MotoGP Roo TUR						
Runs=1 Total laps=19 Full laps=17						
1	1'31.582	22.648	24.413	20.590	23.931	96.5
2	1'29.845	21.636	24.444	20.478	23.287	189.3
3	1'29.261	20.982	24.245	20.760	23.274	195.9
4	1'29.383	20.947	24.497	20.492	23.447	200.7
5	1'29.263	20.979	24.412	20.456	23.416	192.8
6	1'29.282	20.956	24.432	20.511	23.383	194.3
7	1'29.449	21.017	24.409	20.587	23.436	195.4
8	1'29.150	20.995	24.393	20.385	23.377	192.8
9	1'29.271	20.964	24.293	20.605	23.409	194.6
10	1'29.488	20.939	24.456	20.452	23.641	192.1
11	1'29.666	21.040	24.413	20.700	23.513	191.9
12	1'29.860	21.064	24.476	20.672	23.648	192.4
13	1'29.819	21.030	24.530	20.692	23.567	193.1
14	1'29.870	21.116	24.516	20.733	23.505	192.9
15	1'29.802 *	21.007	24.579	20.652	23.564 *	193.4
16	1'29.770	20.998	24.593	20.611	23.568	193.2
17	1'29.536	20.975	24.427	20.660	23.474	193.8
18	1'30.722	22.056	24.366	20.699	23.601	193.1
19	1'29.471	20.866	24.617	20.560	23.428	200.2

Lap	Lap Time	T1	T2	T3	T4	Speed
3rd 6 Ryusei YAMANAKA Red Bull MotoGP Roo JPN						
Runs=1 Total laps=19 Full laps=18						
1	1'31.324	22.828	24.442	20.534	23.520	100.9
2	1'29.654	20.955	24.588	20.582	23.529	194.3

Fastest Lap: Deniz ÖNCÜ	Red Bull MotoGP Roo TUR	1'29.092	20.684	24.311	20.497	23.600
--------------------------------	-------------------------	----------	--------	--------	--------	--------

DORNA DATA PROCESSING TIMING SERVICE DORNA DATA PROCESSING TIMING SERVICE DORNA DATA PROCESSING TIMING SERVICE DORNA DATA PROCESSING TIMING SERVICE DORNA DATA PROCESSING TIMING SERVICE DORNA DATA PROCESSING TIMING SERVICE DORNA DATA PROCESSING TIMING SERVICE DORNA DATA PROCESSES



Race Nr.1**RookiesCup**

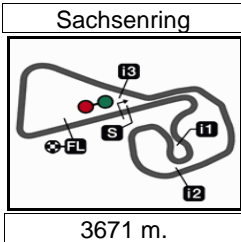
<i>Lap</i>	<i>Lap Time</i>	<i>T1</i>	<i>T2</i>	<i>T3</i>	<i>T4</i>	<i>Speed</i>	<i>Lap</i>	<i>Lap Time</i>	<i>T1</i>	<i>T2</i>	<i>T3</i>	<i>T4</i>	<i>Speed</i>
9	1'32.453	21.580	25.126	21.434	24.313	189.8							
10	1'32.629	21.709	25.329	21.414	24.177	186.5							
11	1'32.404	21.619	25.045	21.592	24.148	188.7							
12	1'32.526	21.690	25.202	21.460	24.174	188.9							
13	1'32.960	21.639	25.566	21.481	24.274	188.9							
unfinished	21.646					189.2							

Fastest Lap: Deniz ÖNCÜ	Red Bull MotoGP Roo	TUR	1'29.092	20.684	24.311	20.497	23.600
--------------------------------	---------------------	-----	-----------------	--------	--------	--------	--------

DORNA DATA PROCESSING TIMING SERVICE DORNA DATA PROCESSING TIMING SERVICE DORNA DATA PROCESSING TIMING SERVICE DORNA DATA PROCESSING TIMING SERVICE DORNA DATA PROCESSING TIMING SERVICE DORNA DATA PROCESSING TIMING SERVICE DORNA DATA PROCESSING TIMING SERVICE DORNA DATA PROCESSING TIMING SERVICE DORNA DATA PROCCESSSS

Sachsenring, Saturday, July 14, 2018





Results and timing service provided by **TISSOT**

After the **PRAMAC MOTORRAD GRAND PRIX DEUTSCHLAND**

RookiesCup

2018 Riders Performance

(Qualifying Position - Starting Position - Race Position)

28

Rider	Points	SPA	SPA	ITA	NED	NED	GER	GER	AUT	AUT	RSM	ARA	ARA							
1 ÖNCÜ Can	135	2	2	2	1	1	1													
		2-1	2-2	2-2	1-1	1-1	1-2	-	-	-	-	-	-	-	-	-	-	-	-	-
2 ÖNCÜ Deniz	88	4	4	6	2	2	2													
		4-4	4-3	6-6	2-4	2-5	2-1	-	-	-	-	-	-	-	-	-	-	-	-	-
3 SALAC Filip	79	6	6	4	7	7	6													
		6-3	6-4	4-10	7-5	7-2	5-4	-	-	-	-	-	-	-	-	-	-	-	-	-
4 TATAY Carlos	73	1	1	9	6	6	15													
		1-2	1-1	9-4	6-8	6-NC	15-9	-	-	-	-	-	-	-	-	-	-	-	-	-
5 ARTIGAS Xavier	68	11	11	7	5	5	4													
		11-5	11-15	7-5	5-2	5-3	4-7	-	-	-	-	-	-	-	-	-	-	-	-	-
6 YAMANAKA Ryusei	60	3	3	10	4	4	8													
		3-6	3-5	10-9	4-3	4-NC	7-3	-	-	-	-	-	-	-	-	-	-	-	-	-
7 CARRASCO Adrian	43	13	13	8	13	13	3													
		13-9	13-23	8-3	13-7	13-NC	3-5	-	-	-	-	-	-	-	-	-	-	-	-	-
8 BALTUS Barry	42	18	18	13	12	12	11													
		18-7	18-11	13-13	12-9	12-4	10-11	-	-	-	-	-	-	-	-	-	-	-	-	-
9 KUNII Yuki	40	9	9	5																
		9-11	9-6	5-1	-	-	-	-	-	-	-	-	-	-	-	-	-	-	-	-
10 HUERTAS Adrian	36	22	22	11	11	11	17													
		22-14	22-10	11-7	11-10	11-9	17-10	-	-	-	-	-	-	-	-	-	-	-	-	-
11 KELLY Sean	32	12	12	16	3	3	7													
		12-8	12-7	16-11	3-6	3-NC	6-NC	-	-	-	-	-	-	-	-	-	-	-	-	-
12 GARCIA Steward	26	19	19	15	16	16	0													
		19-16	19-8	15-12	16-12	16-NC	9-6	-	-	-	-	-	-	-	-	-	-	-	-	-

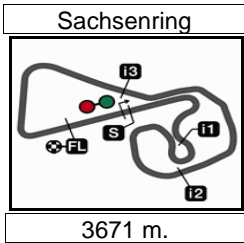
NC=Not classified NL=Not finished first lap NP=Not started race re-start N2=Not finished first lap race re-start EX=Excluded NS=Not Started DS=Disqualified

DORNA DATA PROCESSING TIMING SERVICE DORNA DATA PROCESSING TIMING SERVICE DORNA DATA PROCESSING TIMING SERVICE DORNA DATA PROCESSING TIMING SERVICE DORNA DATA PROCESSING TIMING SERVICE DORNA DATA PROCESSING TIMING SERVICE DORNA DATA PROCESSING TIMING SERVICE DORNA DATA PROCESSING TIMING SERVICE DORNA DATA PROCESSING TIMING SERVICE DORNA DATA PROCESSING TIMING SERVICE DORNA DATA PROCESSING TIMING SERVICE DORNA DATA PROCESSING TIMING SERVICE

	Rider	Points	SPA	SPA	ITA	NED	NED	GER	GER	AUT	AUT	RSM	ARA	ARA							
13	DE VITS Sasha	20	16	16	17	17	17	14													
			16-15	16-13	17-22	17-11	17-7	14-14	-	-	-	-	-	-	-	-	-	-	-	-	-
14	COOK Max	17	17	17	20	19	19	9													
			17-13	17-20	20-NC	19-15	19-11	8-8	-	-	-	-	-	-	-	-	-	-	-	-	-
15	PAAVILAINEN Peetu	14	5	5	18	9	9	-5													
			5-NC	5-12	18-16	9-20	9-6	11-NL	-	-	-	-	-	-	-	-	-	-	-	-	-
16	KAWAKAMI Meikon	14	10	10	1	10	10	16													
			10-10	10-16	1-8	10-16	10-NC	16-18	-	-	-	-	-	-	-	-	-	-	-	-	-
17	JONES Dan	14	8	8	12	8	8	13													
			8-12	8-14	12-14	8-NC	8-10	13-NL	-	-	-	-	-	-	-	-	-	-	-	-	-
18	PATACCA Matteo	11	7	7	14			20													
			7-20	7-9	14-17	-	-	20-12	-	-	-	-	-	-	-	-	-	-	-	-	-
19	SALIM Gerry	10	20	20	3	14	14	18													
			25-23	20-19	3-NC	14-14	14-8	18-NC	-	-	-	-	-	-	-	-	-	-	-	-	-
20	ALFANO Pasquale	7	14	14	24	20	20	12													
			14-18	14-21	24-18	20-18	20-12	12-13	-	-	-	-	-	-	-	-	-	-	-	-	
21	VAN EERDE Billy	5	15	15	19	15	15	22													
			15-19	15-17	19-15	15-13	15-NC	22-15	-	-	-	-	-	-	-	-	-	-	-	-	
22	HERNANDEZ Nicolas	3	24	24	23	21	21	23													
			24-21	24-22	23-20	21-NC	21-13	23-17	-	-	-	-	-	-	-	-	-	-	-	-	
23	LIEBENBERG Aidan	0	23	23	22	22	22	21													
			23-22	23-24	22-21	22-17	22-NC	21-16	-	-	-	-	-	-	-	-	-	-	-	-	
24	JESPERSEN Simon	0	21	21	21	18	18	19													
			21-17	21-18	21-19	18-19	18-NC	19-NL	-	-	-	-	-	-	-	-	-	-	-	-	

NC=Not classified NL=Not finished first lap NP=Not started race re-start N2=Not finished first lap race re-start EX=Excluded NS=Not Started DS=Disqualified

DORNA DATA PROCESSING TIMING SERVICE DORNA DATA PROCESSING TIMING SERVICE DORNA DATA PROCESSING TIMING SERVICE DORNA DATA PROCESSING TIMING SERVICE DORNA DATA PROCESSING TIMING SERVICE DORNA DATA PROCESSING TIMING SERVICE DORNA DATA PROCESSING TIMING SERVICE DORNA DATA PROCESSING TIMING SERVICE DORNA DATA PROCESSING TIMING SERVICE DORNA DATA PROCESSING TIMING SERVICE DORNA DATA PROCCCESSS



Results and timing service provided by TISSOT

Rookies Cup

PRAMAC MOTORRAD GRAND PRIX DEUTSCHLAND
Official Starting Grid

Race : 19 laps = 69.749 km



1	1 1'28.786 61 Can ÖNCÜ KTM	2 1'28.838 53 Deniz ÖNCÜ KTM	3 1'28.976 28 Adrian CARRASCO KTM
2	4 1'29.206 24 Xavier ARTIGAS KTM	5 1'29.743 12 Filip SALAC KTM	6 1'29.766 40 Sean KELLY KTM
3	7 1'29.923 6 Ryusei YAMANAKA KTM	8 1'29.934 30 Max COOK KTM	9 1'30.042 43 Steward GARCIA KTM
4	10 1'30.111 7 Barry BALTUS KTM	11 1'29.334 22 Peetu PAAVILAINEN KTM	12 1'30.123 3 Pasquale ALFANO KTM
5	13 1'30.167 11 Dan JONES KTM	14 1'30.200 19 Sasha DE VITS KTM	15 1'30.283 99 Carlos TATAY KTM
6	16 1'30.312 83 Meikon KAWAKAMI KTM	17 1'30.338 66 Adrian HUERTAS KTM	18 1'30.342 31 Gerry SALIM KTM
7	19 1'30.557 5 Simon JESPERSEN KTM	20 1'30.709 88 Matteo PATACCA KTM	21 1'31.245 62 Aidan LIEBENBERG KTM
8	22 1'31.415 29 Billy VAN EERDE KTM	23 1'31.585 44 Nicolas HERNANDEZ KTM	

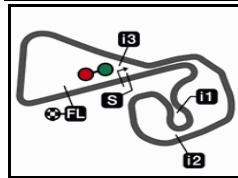
Race Direction grid penalty for rider #22

The results are provisional until the end of the limit for protest and appeals and until the ratification of the Event Management Committee.

Time limit for protest expires 60' at the latest after publication of the results - Mr. Time:

DORNA DATA PROCESSING TIMING SERVICE DORNA DATA PROCESSING TIMING SERVICE DORNA DATA PROCESSING TIMING SERVICE DORNA DATA PROCESSING TIMING SERVICE DORNA DATA PROCESSING TIMING SERVICE DORNA DATA PROCESSING TIMING SERVICE DORNA DATA PROCESSING TIMING SERVICE DORNA DATA PROCESSING

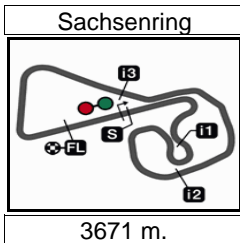





3671 m.

PRAMAC MOTORRAD GRAND PRIX DEUTSCHLAND**Race Nr.1****Top Speed & Average****Rookies Cup**

Rider	Nation	Motorcycle	Top 5 speeds					Average	Top
43 Steward GARCIA	COL	KTM	201.8	201.4	200.9	200.8	200.7	201.1	201.8
29 Billy VAN EERDE	AUS	KTM	201.3	200.8	197.5	196.0	195.1	197.6	201.3
6 Ryusei YAMANAKA	JPN	KTM	201.2	201.2	200.3	200.1	199.6	200.5	201.2
61 Can ÖNCÜ	TUR	KTM	200.7	200.2	195.9	195.4	194.6	197.4	200.7
99 Carlos TATAY	SPA	KTM	200.7	198.3	197.8	197.5	196.9	198.0	200.7
12 Filip SALAC	CZE	KTM	200.5	199.8	199.4	199.2	199.0	199.5	200.5
28 Adrian CARRASCO	SPA	KTM	200.5	199.7	199.5	199.0	199.0	199.5	200.5
19 Sasha DE VITS	BEL	KTM	200.2	199.6	198.2	197.5	197.4	198.4	200.2
3 Pasquale ALFANO	ITA	KTM	199.8	199.1	198.9	198.3	197.8	198.8	199.8
66 Adrian HUERTAS	SPA	KTM	199.8	199.5	199.2	199.0	197.9	199.1	199.8
40 Sean KELLY	USA	KTM	199.5	198.0	197.7	197.2	197.1	197.9	199.5
24 Xavier ARTIGAS	SPA	KTM	199.2	199.0	197.9	197.9	197.4	198.3	199.2
30 Max COOK	GBR	KTM	199.2	199.0	198.1	198.1	197.2	198.3	199.2
53 Deniz ÖNCÜ	TUR	KTM	198.3	197.6	196.6	196.3	196.0	197.0	198.3
62 Aidan LIEBENBERG	RSA	KTM	197.5	191.0	190.8	190.7	190.5	192.1	197.5
88 Matteo PATACCA	ITA	KTM	197.4	197.2	197.2	196.2	195.9	196.8	197.4
7 Barry BALTUS	BEL	KTM	195.9	195.3	195.1	194.9	194.7	195.2	195.9
44 Nicolas HERNANDEZ	COL	KTM	195.4	194.2	193.3	192.6	192.5	193.4	195.4
83 Meikon KAWAKAMI	BRA	KTM	192.0	191.1	190.8	190.8	190.7	191.1	192.0
31 Gerry SALIM	INA	KTM	189.8	189.5	189.4	189.4	189.2	189.5	189.8
5 Simon JESPERSEN	DEN	KTM							122.0
11 Dan JONES	GBR	KTM							117.4
22 Peetu PAAVILAINEN	FIN	KTM							116.5




Results and timing service provided by  TISSOT

RookiesCup

PRAMAC MOTORRAD GRAND PRIX DEUTSCHLAND

Race Nr.1

Fastest Laps Sequence

Lap	Race Time	 Rider	Nation	Motorcycle	Time	Km/h	Riders's Lap
2	3'00.978	28 Adrian CARRASCO	SPA	KTM	1'29.654	147.4	2
2	3'01.120	53 Deniz ÖNCÜ	TUR	KTM	1'29.203	148.1	2
2	3'02.503	6 Ryusei YAMANAKA	JPN	KTM	1'28.983	148.5	2
3	4'31.400	6 Ryusei YAMANAKA	JPN	KTM	1'28.897	148.6	3

DORNA DATA PROCESSING TIMING SERVICE DORNA DATA PROCESSING TIMING SERVICE DORNA DATA PROCESSING TIMING SERVICE DORNA DATA PROCESSING TIMING SERVICE DORNA DATA PROCESSING TIMING SERVICE DORNA DATA PROCESSING TIMING SERVICE DORNA DATA PROCESSING TIMING SERVICE DORNA DATA PROCESSING TIMING SERVICE DORNA DATA PROCCCESS

