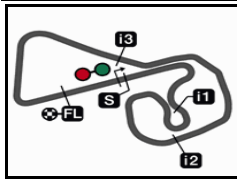


Sachsenring

Results and timing service provided by **TISSOT**

3671 m.

PRAMAC MOTORRAD GRAND PRIX DEUTSCHLAND**Rookies Cup****Race Nr.2****Classification after 19 laps = 69.749 km****20**

Pos	Rider	Nation	Team	Motorcycle	Total Time	Km/h	Gap
1	25 61 Can ÖNCÜ	TUR	Red Bull MotoGP Rookies Cup	KTM	28'19.408	147.7	
2	20 53 Deniz ÖNCÜ	TUR	Red Bull MotoGP Rookies Cup	KTM	28'19.584	147.7	0.176
3	16 12 Filip SALAC	CZE	Red Bull MotoGP Rookies Cup	KTM	28'22.969	147.4	3.561
4	13 28 Adrian CARRASCO	SPA	Red Bull MotoGP Rookies Cup	KTM	28'22.983	147.4	3.575
5	11 24 Xavier ARTIGAS	SPA	Red Bull MotoGP Rookies Cup	KTM	28'23.047	147.4	3.639
6	10 6 Ryusei YAMANAKA	JPN	Red Bull MotoGP Rookies Cup	KTM	28'23.119	147.4	3.711
7	9 99 Carlos TATAY	SPA	Red Bull MotoGP Rookies Cup	KTM	28'36.670	146.2	17.262
8	8 40 Sean KELLY	USA	Red Bull MotoGP Rookies Cup	KTM	28'36.873	146.2	17.465
9	7 43 Steward GARCIA	COL	Red Bull MotoGP Rookies Cup	KTM	28'36.937	146.2	17.529
10	6 66 Adrian HUERTAS	SPA	Red Bull MotoGP Rookies Cup	KTM	28'37.033	146.2	17.625
11	5 7 Barry BALTUS	BEL	Red Bull MotoGP Rookies Cup	KTM	28'37.038	146.2	17.630
12	4 22 Peetu PAAVILAINEN	FIN	Red Bull MotoGP Rookies Cup	KTM	28'39.105	146.0	19.697
13	3 11 Dan JONES	GBR	Red Bull MotoGP Rookies Cup	KTM	28'39.174	146.0	19.766
14	2 19 Sasha DE VITS	BEL	Red Bull MotoGP Rookies Cup	KTM	28'39.611	146.0	20.203
15	1 31 Gerry SALIM	INA	Red Bull MotoGP Rookies Cup	KTM	28'39.716	146.0	20.308
16	5 Simon JESPERSEN	DEN	Red Bull MotoGP Rookies Cup	KTM	28'41.605	145.8	22.197
17	83 Meikon KAWAKAMI	BRA	Red Bull MotoGP Rookies Cup	KTM	28'41.750	145.8	22.342
18	29 Billy VAN EERDE	AUS	Red Bull MotoGP Rookies Cup	KTM	28'49.636	145.1	30.228
19	62 Aidan LIEBENBERG	RSA	Red Bull MotoGP Rookies Cup	KTM	29'27.580	142.0	1'08.172
20	44 Nicolas HERNANDEZ	COL	Red Bull MotoGP Rookies Cup	KTM	29'29.763	141.8	1'10.355

Not enough laps completed

30	Max COOK	GBR	Red Bull MotoGP Rookies Cup	KTM	29'09.422	105.7	5 laps
----	----------	-----	-----------------------------	-----	------------------	-------	--------

Not classified

3	Pasquale ALFANO	ITA	Red Bull MotoGP Rookies Cup	KTM	13'35.585	145.8	10 laps
88	Matteo PATACCA	ITA	Red Bull MotoGP Rookies Cup	KTM	13'35.811	145.7	10 laps

Race condition: Dry

Air: 27°
Humidity: 44%
Ground: 44°

Pole Position:**Fastest Lap (New record):****Circuit Record Lap:****Circuit Best Lap:**

Lap 4	Adrian CARRASCO	1'28.845	148.7 Km/h
2018	Ryusei YAMANAKA	1'28.897	148.6 Km/h
2018	Can ÖNCÜ	1'28.786	148.8 Km/h

15:15'00

15:28'00

15:30'10

15:33'11 Max COOK

15:33'55 Nicolas HERNANDEZ15:33'59 Nicolas HERNANDEZ

15:34'05 Max COOK

15:38'45 Max COOK

15:39'27 Nicolas HERNANDEZ

15:39'48 Nicolas HERNANDEZ

15:44'13 Matteo PATACCA

15:44'13 Pasquale ALFANO

15:45'32 Max COOK

SIGHTING LAP START**WARM UP LAP START****RACE START**

crashed out - Rider OK

jump start**ride through penalty**

re-joined race

entered pits

entered pits for ride through

re-joined race

crashed out - Medical Centre

crashed out - Medical Centre

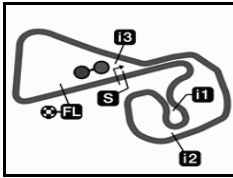
re-joined race

The results are provisional until the end of the limit for protest and appeals.

Time limit for protest expires 30' after publication of the results - Time:

DORNA DATA PROCESSING TIMING SERVICE DORNA DATA PROCESSING TIMING SERVICE DORNA DATA PROCESSING TIMING SERVICE DORNA DATA PROCESSING TIMING SERVICE DORNA DATA PROCESSING TIMING SERVICE DORNA DATA PROCESSING TIMING SERVICE DORNA DATA PROCESSING TIMING SERVICE DORNA DATA PROCESSING TIMING SERVICE DORNA DATA PROCESSING TIMING SERVICE DORNA DATA PROCESSING TIMING SERVICE DORNA DATA PROCESSES

Sachsenring



3671 m.

Results and timing service provided by TISSOT

Rookies Cup

PRAMAC MOTORRAD GRAND PRIX DEUTSCHLAND

Championship Classification

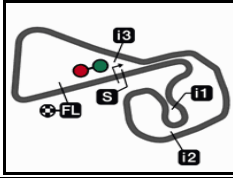

21

Rider	Nation	Points	SPA	SPA	ITA	NED	NED	GERGER	AUT	AUT	RSM	ARA	ARA
1 ÖNCÜ Can	TUR	160	25	20	20	25	25	20	25				
2 ÖNCÜ Deniz	TUR	108	13	16	10	13	11	25	20				
3 SALAC Filip	CZE	95	16	13	6	11	20	13	16				
4 TATAY Carlos	SPA	82	20	25	13	8	-	7	9				
5 ARTIGAS Xavier	SPA	79	11	1	11	20	16	9	11				
6 YAMANAKA Ryusei	JPN	70	10	11	7	16	-	16	10				
7 CARRASCO Adrian	SPA	56	7	0	16	9	-	11	13				
8 BALTUS Barry	BEL	47	9	5	3	7	13	5	5				
9 HUERTAS Adrian	SPA	42	2	6	9	6	7	6	6				
10 KUNII Yuki	JPN	40	5	10	25	-	-	-	-				
11 KELLY Sean	USA	40	8	9	5	10	-	-	8				
12 GARCIA Steward	COL	33	0	8	4	4	-	10	7				
13 DE VITS Sasha	BEL	22	1	3	0	5	9	2	2				
14 PAAVILAINEN Peetu	FIN	18	-	4	0	0	10	-	4				
15 COOK Max	GBR	17	3	0	-	1	5	8	-				
16 JONES Dan	GBR	17	4	2	2	-	6	-	3				
17 KAWAKAMI Meikon	BRA	14	6	0	8	0	-	0	0				
18 SALIM Gerry	INA	11	0	0	-	2	8	-	1				
19 PATACCA Matteo	ITA	11	0	7	0	-	-	4	-				
20 ALFANO Pasquale	ITA	7	0	0	0	0	4	3	-				
21 VAN EERDE Billy	AUS	5	0	0	1	3	-	1	0				
22 HERNANDEZ Nicolas	COL	3	0	0	0	-	3	0	0				
23 JESPERSEN Simon	DEN	0	0	0	0	0	-	-	0				
24 LIEBENBERG Aidan	RSA	0	0	0	0	0	-	0	0				

DORNA DATA PROCESSING - TIMING SERVICE DORNA DATA PROCESSING - TIMING SERVICE DORNA DATA PROCESSING - TIMING SERVICE DORNA DATA PROCESSING - TIMING SERVICE DORNA DATA PROCESSING - TIMING SERVICE DORNA DATA PROCESSING - TIMING SERVICE DORNA DATA PROCESSING - TIMING SERVICE DORNA DATA PROCESSING - TIMING SERVICE DORNA DATA PROCCESSS



Sachsenring

Results and timing service provided by 

3671 m.


PRAMAC MOTORRAD GRAND PRIX DEUTSCHLAND

Race Nr.2

Fastest Lap of Each Rider

RookiesCup

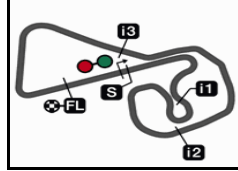
23

	Rider	Nation	Team	Motorcycle	Time	Lap Total	Gap
1	28 Adrian CARRASCO	SPA	Red Bull MotoGP Rookies Cup	KTM	1'28.845	4 19	
2	6 Ryusei YAMANAKA	JPN	Red Bull MotoGP Rookies Cup	KTM	1'28.865	5 19	0.020 0.020
3	24 Xavier ARTIGAS	SPA	Red Bull MotoGP Rookies Cup	KTM	1'28.871	4 19	0.026 0.006
4	7 Barry BALTUS	BEL	Red Bull MotoGP Rookies Cup	KTM	1'28.917	4 19	0.072 0.046
5	43 Steward GARCIA	COL	Red Bull MotoGP Rookies Cup	KTM	1'28.942	4 19	0.097 0.025
6	53 Deniz ÖNCÜ	TUR	Red Bull MotoGP Rookies Cup	KTM	1'28.994	8 19	0.149 0.052
7	12 Filip SALAC	CZE	Red Bull MotoGP Rookies Cup	KTM	1'29.018	14 19	0.173 0.024
8	40 Sean KELLY	USA	Red Bull MotoGP Rookies Cup	KTM	1'29.018	4 19	0.173
9	61 Can ÖNCÜ	TUR	Red Bull MotoGP Rookies Cup	KTM	1'29.051	2 19	0.206 0.033
10	99 Carlos TATAY	SPA	Red Bull MotoGP Rookies Cup	KTM	1'29.472	2 19	0.627 0.421
11	66 Adrian HUERTAS	SPA	Red Bull MotoGP Rookies Cup	KTM	1'29.501	3 19	0.656 0.029
12	88 Matteo PATACCA	ITA	Red Bull MotoGP Rookies Cup	KTM	1'29.607	8 9	0.762 0.106
13	5 Simon JESPERSEN	DEN	Red Bull MotoGP Rookies Cup	KTM	1'29.693	13 19	0.848 0.086
14	31 Gerry SALIM	INA	Red Bull MotoGP Rookies Cup	KTM	1'29.869	4 19	1.024 0.176
15	3 Pasquale ALFANO	ITA	Red Bull MotoGP Rookies Cup	KTM	1'29.895	3 9	1.050 0.026
16	22 Peetu PAAVILAINEN	FIN	Red Bull MotoGP Rookies Cup	KTM	1'29.914	12 19	1.069 0.019
17	11 Dan JONES	GBR	Red Bull MotoGP Rookies Cup	KTM	1'29.927	3 19	1.082 0.013
18	83 Meikon KAWAKAMI	BRA	Red Bull MotoGP Rookies Cup	KTM	1'29.949	4 19	1.104 0.022
19	19 Sasha DE VITS	BEL	Red Bull MotoGP Rookies Cup	KTM	1'29.977	4 19	1.132 0.028
20	29 Billy VAN EERDE	AUS	Red Bull MotoGP Rookies Cup	KTM	1'30.049	2 19	1.204 0.072
21	44 Nicolas HERNANDEZ	COL	Red Bull MotoGP Rookies Cup	KTM	1'30.584	2 19	1.739 0.535
22	30 Max COOK	GBR	Red Bull MotoGP Rookies Cup	KTM	1'31.231	11 14	2.386 0.647
23	62 Aidan LIEBENBERG	RSA	Red Bull MotoGP Rookies Cup	KTM	1'32.255	2 19	3.410 1.024

DORNA DATA PROCESSING TIMING SERVICE DORNA DATA PROCESSING TIMING SERVICE DORNA DATA PROCESSING TIMING SERVICE DORNA DATA PROCESSING TIMING SERVICE DORNA DATA PROCESSING TIMING SERVICE DORNA DATA PROCESSING TIMING SERVICE DORNA DATA PROCESSING TIMING SERVICE DORNA DATA PROCESSING TIMING SERVICE DORNA DATA PROCESSING TIMING SERVICE DORNA DATA PROCESSING TIMING SERVICE DORNA DATA PROCESSING TIMING SERVICE DORNA DATA PROCESSING TIMING SERVICE DORNA DATA PROCCESSS

Sachsenring, Sunday, July 15, 2018



**PRAMAC MOTORRAD GRAND PRIX DEUTSCHLAND****RookiesCup****Race Nr.2****Chronological Analysis of Performances****25**

3671 m.

* Lap / Sector time cancelled

T1 Time from finish line to 1st intermedate

T3 Time from 2nd intermed. to 3rd intermed.

P Crossing the finish line in pit lane

T2 Time from 1st intermed. to 2nd intermed.

T4 Time from 3rd intermedate to finish line

Lap	Lap Time	T1	T2	T3	T4	Speed	Lap	Lap Time	T1	T2	T3	T4	Speed	
1st	61	Can ÖNCÜ Red Bull MotoGP Roo TUR						1	1'31.333	22.589	24.624	20.656	23.464	105.1
							2	1'29.578	21.364	24.448	20.419	23.347	189.5	
							3	1'29.200	21.107	24.404	20.504	23.185	190.8	
1	1'29.763	22.057	24.271	20.208	23.227	94.4	4	1'29.236	21.210	24.361	20.379	23.286	193.9	
2	1'29.051	21.045	24.419	20.273	23.314	189.3	5	1'29.225	20.939	24.355	20.455	23.476	197.4	
3	1'29.187	21.139	24.439	20.386	23.223	189.9	6	1'29.236	20.916	24.392	20.491	23.437	191.6	
4	1'29.183	21.140	24.403	20.374	23.266	189.4	7	1'29.578	20.986	24.545	20.524	23.523	192.2	
5	1'29.304	21.096	24.312	20.496	23.400	189.4	8	1'29.694	20.979	24.513	20.717	23.485	191.5	
6	1'29.273	21.034	24.385	20.473	23.381	189.3	9	1'29.612	21.229	24.584	20.401	23.398	191.2	
7	1'29.213	21.020	24.338	20.438	23.417	189.6	10	1'29.805	21.052	24.636	20.535	23.582	197.3	
8	1'29.446	21.049	24.299	20.364	23.734	189.2	11	1'29.451	21.018	24.674	20.427	23.332	197.8	
9	1'29.348	21.172	24.308	20.433	23.435	189.4	12	1'29.278	20.819	24.469	20.566	23.424	195.3	
10	1'29.672	20.971	24.324	20.818	23.559	191.1	13	1'29.326	21.016	24.353	20.586	23.371	192.0	
11	1'29.126	20.954	24.247	20.475	23.450	190.5	14	1'29.018	20.891	24.358	20.474	23.295	192.2	
12	1'29.469	21.102	24.345	20.592	23.430	189.3	15	1'29.243	20.957	24.351	20.459	23.476	191.6	
13	1'29.279	20.996	24.317	20.490	23.476	190.4	16	1'29.405	21.059	24.365	20.571	23.410	189.2	
14	1'29.536	21.125	24.335	20.650	23.426	189.7	17	1'30.062	21.338	24.502	20.864	23.358	191.9	
15	1'29.846	21.143	24.427	20.707	23.569	189.4	18	1'30.174	21.120	24.537	20.693	23.824	192.1	
16	1'29.456	21.048	24.267	20.714	23.427	188.7	19	1'30.515	21.085	24.678	20.888	23.864	189.0	
17	1'29.720	21.059	24.337	20.663	23.661	188.3								
18	1'29.603	21.135	24.469	20.544	23.455	189.7								
19	1'29.933	21.157	24.534	20.603	23.639	189.0								

4th **28** **Adrian CARRASCO** Red Bull MotoGP Roo SPA

2nd	53	Deniz ÖNCÜ Red Bull MotoGP Roo TUR						1	1'31.320	22.295	24.678	20.747	23.600	97.6
							2	1'29.581	21.470	24.441	20.348	23.322	190.7	
							3	1'29.467	21.221	24.412	20.495	23.339	191.1	
1	1'30.944	22.492	24.564	20.577	23.311	98.5	4	1'28.845	20.842	24.239	20.413	23.351	199.0	
2	1'29.206	21.056	24.508	20.329	23.313	193.9	5	1'29.428	20.886	24.490	20.423	23.629	196.2	
3	1'29.115	20.964	24.374	20.487	23.290	195.0	6	1'29.437	21.241	24.271	20.440	23.485	191.9	
4	1'29.023	20.881	24.371	20.421	23.350	193.5	7	1'29.371	20.904	24.412	20.536	23.519	196.5	
5	1'29.064	20.902	24.376	20.427	23.359	194.2	8	1'29.715	21.270	24.400	20.571	23.474	192.5	
6	1'29.164	20.920	24.416	20.430	23.398	194.7	9	1'29.379	20.814	24.432	20.552	23.581	194.9	
7	1'29.336	20.961	24.477	20.445	23.453	194.8	10	1'29.628	20.860	24.604	20.687	23.477	194.0	
8	1'28.994	20.934	24.348	20.320	23.392	194.8	11	1'29.622	20.952	24.553	20.646	23.471	194.0	
9	1'29.218	21.058	24.468	20.332	23.360	195.7	12	1'29.611	21.178	24.415	20.453	23.565	192.8	
10	1'29.330	21.038	24.422	20.440	23.430	196.6	13	1'29.262	20.962	24.390	20.478	23.432	196.2	
11	1'29.509	21.370	24.409	20.366	23.364	186.6	14	1'29.143	20.900	24.402	20.490	23.351	196.1	
12	1'29.409	21.146	24.366	20.463	23.434	195.6	15	1'29.190	20.897	24.327	20.435	23.531	195.9	
13	1'29.196	21.001	24.372	20.383	23.440	194.9	16	1'29.362	20.996	24.328	20.554	23.484	195.8	
14	1'29.498	21.219	24.354	20.446	23.479	191.1	17	1'30.007	21.050	24.554	20.862	23.541	196.8	
15	1'29.870	21.563	24.418	20.399	23.490	189.0	18	1'30.089	21.149	24.506	20.664	23.770	194.5	
16	1'29.492	21.185	24.243	20.541	23.523	187.5	19	1'30.526	21.347	24.622	20.702	23.855	190.3	
17	1'29.695	21.245	24.414	20.557	23.479	186.6								
18	1'29.618	21.199	24.461	20.490	23.468	187.4								
19	1'29.903	21.213	24.488	20.515	23.687	188.4								

5th **24** **Xavier ARTIGAS** Red Bull MotoGP Roo SPA

3rd	12	Filip SALAC Red Bull MotoGP Roo CZE						1	1'31.507	22.886	24.771	20.444	23.406	101.9
							2	1'29.580	21.057	24.531	20.397	23.595	196.9	

Fastest Lap: Can ÖNCÜ Red Bull MotoGP Roo TUR **1'29.051** 21.045 24.419 20.273 23.314

DORNA DATA PROCESSING TIMING SERVICE DORNA DATA PROCESSING TIMING SERVICE DORNA DATA PROCESSING TIMING SERVICE DORNA DATA PROCESSING TIMING SERVICE DORNA DATA PROCESSING TIMING SERVICE DORNA DATA PROCESSING TIMING SERVICE DORNA DATA PROCESSING TIMING SERVICE DORNA DATA PROCCESSSS

Race Nr.2

RookiesCup

Lap	Lap Time	T1	T2	T3	T4	Speed	Lap	Lap Time	T1	T2	T3	T4	Speed
3	1'29.173	20.755	24.665	20.480	23.273	200.1	15	1'30.051	21.085	24.679	20.742	23.545	191.9
4	1'28.871	20.735	24.404	20.419	23.313	199.0	16	1'30.320	21.092	24.713	20.844	23.671	192.7
5	1'29.569	20.879	24.425	20.565	23.700	196.9	17	1'30.000	21.027	24.646	20.698	23.629	193.2
6	1'29.210	21.046	24.343	20.427	23.394	194.4	18	1'30.406	21.180	24.791	20.690	23.745	196.4
7	1'29.660	21.252	24.468	20.398	23.542	194.0	19	1'30.375	21.085	24.717	20.809	23.764	192.9
8	1'29.739	21.019	24.493	20.589	23.638	196.8							
9	1'29.526	20.853	24.533	20.546	23.594	199.9							
10	1'29.534	20.803	24.611	20.593	23.527	200.4							
11	1'29.715	20.994	24.567	20.635	23.519	198.1							
12	1'29.649	21.080	24.581	20.542	23.446	197.5							
13	1'29.178	20.862	24.448	20.469	23.399	197.5							
14	1'29.217	20.887	24.534	20.472	23.324	198.6							
15	1'29.185	20.798	24.462	20.507	23.418	197.9							
16	1'29.739	21.102	24.503	20.614	23.520	197.8							
17	1'29.754	21.012	24.489	20.743	23.510	195.4							
18	1'29.775	20.988	24.717	20.597	23.473	198.6							
19	1'30.466	21.122	24.680	20.833	23.831	192.1							

8th **40** Sean KELLY Red Bull MotoGP Roo USA

1	1'31.754	23.043	24.721	20.403	23.587	104.7
2	1'29.548	21.225	24.584	20.332	23.407	195.9
3	1'29.435	21.020	24.475	20.563	23.377	198.3
4	1'29.018	20.947	24.379	20.264	23.428	195.5
5	1'29.448	20.884	24.512	20.437	23.615	195.4
6	1'29.844	21.076	24.572	20.578	23.618	192.7
7	1'29.940	21.058	24.749	20.606	23.527	193.3
8	1'30.112	21.102	24.657	20.590	23.763	192.2
9	1'29.556	21.000	24.709	20.451	23.396	195.4
10	1'30.115	21.147	24.509	20.706	23.753	193.8
11	1'30.140	21.057	24.736	20.594	23.753	193.9
12	1'30.365	21.079	24.762	20.658	23.866	195.3
13	1'30.848	21.383	24.832	20.870	23.763	189.8
14	1'31.291	21.229	24.766	21.383	23.913	190.5
15	1'31.197	21.317	24.846	21.086	23.948	187.5
16	1'31.247	21.450	24.764	20.887	24.146	185.3
17	1'31.472	21.558	24.884	21.114	23.916	190.0
18	1'30.980	21.558	24.931	20.830	23.661	191.0
19	1'30.563	21.313	24.717	20.712	23.821	188.6

6th **6** Ryusei YAMANAKA Red Bull MotoGP Roo JPN

1	1'31.365	22.727	24.692	20.538	23.408	109.6
2	1'29.287	21.071	24.428	20.535	23.253	191.3
3	1'29.078	20.838	24.349	20.604	23.287	196.0
4	1'28.952	20.845	24.253	20.599	23.255	193.7
5	1'28.865	20.770	24.318	20.417	23.360	194.8
6	1'29.169	20.905	24.394	20.476	23.394	195.8
7	1'29.435	20.928	24.532	20.548	23.427	194.7
8	1'29.467	20.840	24.443	20.667	23.517	195.6
9	1'29.546	20.894	24.554	20.618	23.480	193.8
10	1'29.519	20.819	24.486	20.774	23.440	195.5
11	1'29.269	20.768	24.390	20.570	23.541	195.1
12	1'29.708	21.055	24.522	20.692	23.439	193.8
13	1'29.509	20.817	24.518	20.761	23.413	193.9
14	1'29.780	20.925	24.534	20.798	23.523	193.8
15	1'30.130	21.008	24.497	20.864	23.761	192.5
16	1'29.393	21.113	24.383	20.394	23.503	196.1
17	1'30.232	20.856	24.598	21.322	23.456	198.7
18	1'29.810	20.921	24.492	20.685	23.712	196.7
19	1'30.605	20.895	24.752	20.900	24.058	193.6

9th **43** Steward GARCIA Red Bull MotoGP Roo COL

1	1'32.043	23.162	24.880	20.474	23.527	108.9
2	1'29.421	21.068	24.510	20.397	23.446	196.7
3	1'29.083	21.019	24.347	20.479	23.238	199.4
4	1'28.942	20.961	24.282	20.379	23.320	196.9
5	1'30.907	20.930	24.395	20.406	25.176	199.0
6	1'29.997	21.374	24.363	20.659	23.601	188.4
7	1'29.107	20.997	24.388	20.451	23.271	193.5
8	1'29.362	20.841	24.500	20.553	23.468	196.7
9	1'29.728	21.039	24.643	20.623	23.423	194.2
10	1'29.805	21.008	24.565	20.702	23.530	194.6
11	1'30.338	20.984	24.804	20.852	23.698	192.3
12	1'30.509	21.371	24.715	20.664	23.759	191.4
13	1'31.082	21.135	24.814	21.354	23.779	190.7
14	1'30.968	21.146	24.704	21.238	23.880	192.2
15	1'31.173	21.132	24.882	21.181	23.978	190.3
16	1'31.274	21.147	24.964	21.074	24.089	189.9
17	1'31.446	21.262	24.973	21.354	23.857	190.3
18	1'31.059	21.397	24.873	20.954	23.835	191.8
19	1'30.693	21.254	24.716	20.735	23.988	191.3

7th **99** Carlos TATAY Red Bull MotoGP Roo SPA

1	1'33.018	23.730	25.100	20.794	23.394	118.0
2	1'29.472	21.137	24.409	20.469	23.457	198.2
3	1'29.912	21.029	24.686	20.674	23.523	198.2
4	1'29.925	21.172	24.570	20.715	23.468	191.9
5	1'30.247	21.177	24.647	20.912	23.511	194.0
6	1'30.367	21.144	24.631	20.939	23.653	194.2
7	1'30.540	21.039	24.826	20.945	23.730	193.7
8	1'30.237	21.063	24.700	20.819	23.655	193.6
9	1'30.437	21.155	24.698	20.874	23.710	194.0
10	1'30.681	21.044	24.828	20.959	23.850	194.1
11	1'30.391	21.039	24.756	20.867	23.729	192.7
12	1'30.127	21.040	24.672	20.818	23.597	192.6
13	1'30.142	20.947	24.762	20.825	23.608	193.2
14	1'30.022	21.069	24.649	20.730	23.574	193.1

10th **66** Adrian HUERTAS Red Bull MotoGP Roo SPA

1	1'33.355	24.071	25.398	20.506	23.380	121.1
2	1'29.696	21.183	24.688	20.446	23.379	197.0
3	1'29.501	20.899	24.527	20.443	23.632	199.4
4	1'30.114	21.269	24.701	20.691	23.453	196.5

Fastest Lap: Can ÖNCÜ Red Bull MotoGP Roo TUR **1'29.051** 21.045 24.419 20.273 23.314

DORNA DATA PROCESSING TIMING SERVICE DORNA DATA PROCESSING TIMING SERVICE DORNA DATA PROCESSING TIMING SERVICE DORNA DATA PROCESSING TIMING SERVICE DORNA DATA PROCESSING TIMING SERVICE DORNA DATA PROCESSING TIMING SERVICE DORNA DATA PROCESSING TIMING SERVICE DORNA DATA PROCESSING TIMING SERVICE DORNA DATA PROCESSING TIMING SERVICE DORNA DATA PROCCESSS



Race Nr.2

RookiesCup

Lap	Lap Time	T1	T2	T3	T4	Speed	Lap	Lap Time	T1	T2	T3	T4	Speed	
5	1'31.033	21.830	24.915	20.409	23.879	194.6	17	1'30.973	21.365	24.943	20.856	23.809	194.4	
6	1'30.122	21.239	24.722	20.601	23.560	195.0	18	1'30.286	21.147	24.856	20.632	23.651	194.8	
7	1'30.424	21.213	24.765	20.717	23.729	194.3	19	1'30.787	21.319	24.915	20.677	23.876	193.5	
8	1'30.143	21.121	24.746	20.679	23.597	196.5	13th 11 Dan JONES						Red Bull MotoGP Roo GBR	
9	1'30.428	21.464	24.711	20.633	23.620	190.6	1 1'32.809						23.373 25.275 20.609 23.552 114.6	
10	1'30.899	21.423	24.858	20.707	23.911	190.4	2 1'30.022						21.459 24.494 20.554 23.515 196.8	
11	1'30.210	21.033	24.804	20.646	23.727	198.9	3 1'29.927						20.979 24.547 20.842 23.559 195.2	
12	1'29.853	21.033	24.750	20.533	23.537	196.8	4 1'30.396						21.289 24.562 20.666 23.879 191.9	
13	1'30.151	21.132	24.703	20.679	23.637	195.7	5 1'30.667						21.158 24.462 20.885 24.162 192.0	
14	1'30.125	21.078	24.892	20.619	23.536	194.2	6 1'30.871						21.649 24.586 20.784 23.852 194.1	
15	1'30.370	21.070	24.861	20.813	23.626	191.0	7 1'30.219						21.231 24.545 20.624 23.819 196.1	
16	1'30.289	21.122	24.863	20.856	23.448	191.3	8 1'30.238						21.222 24.631 20.722 23.663 197.3	
17	1'30.121	20.990	24.861	20.763	23.507	192.8	9 1'30.702						21.196 24.871 20.703 23.932 198.3	
18	1'29.853	20.938	24.795	20.557	23.563	193.2	10 1'30.090						21.224 24.500 20.627 23.739 199.0	
19	1'30.346	21.180	24.834	20.588	23.744	193.4	11 1'30.779						21.571 24.812 20.711 23.685 195.8	

Lap	Lap Time	T1	T2	T3	T4	Speed	Lap	Lap Time	T1	T2	T3	T4	Speed
11th 7 Barry BALTUS Red Bull MotoGP Roo BEL													
1 1'32.181 23.386 24.813 20.407 23.575 109.3													
2 1'29.391 21.163 24.401 20.403 23.424 193.8													
3 1'29.382 21.050 24.341 20.491 23.500 194.3													
4 1'28.917 21.045 24.303 20.292 23.277 191.2													
5 1'29.495 20.923 24.441 20.408 23.723 193.6													
6 1'29.777 21.141 24.372 20.627 23.637 190.7													
7 1'30.016 21.066 24.764 20.568 23.618 188.1													
8 1'30.093 21.035 24.592 20.648 23.818 190.0													
9 1'29.558 21.021 24.579 20.451 23.507 192.0													
10 1'30.108 21.092 24.447 20.636 23.933 193.3													
11 1'30.088 21.076 24.619 20.673 23.720 192.4													
12 1'30.354 21.177 24.678 20.690 23.809 194.3													
13 1'30.854 21.404 24.729 20.949 23.772 190.8													
14 1'31.161 21.323 24.711 21.128 23.999 190.8													
15 1'31.184 21.442 24.797 20.957 23.988 190.5													
16 1'31.278 21.196 24.944 20.895 24.243 190.9													
17 1'31.408 21.269 24.940 21.090 24.109 188.3													
18 1'31.236 21.427 24.835 20.856 24.118 192.3													
19 1'30.557 21.232 24.689 20.790 23.846 190.4													

Lap	Lap Time	T1	T2	T3	T4	Speed	Lap	Lap Time	T1	T2	T3	T4	Speed
12th 22 Peetu PAAVILAINE Red Bull MotoGP Roo FIN													
1 1'32.250 22.920 24.995 20.521 23.814 106.0													
2 1'29.934 21.319 24.717 20.448 23.450 195.3													
3 1'30.278 21.213 24.719 20.565 23.781 196.6													
4 1'30.965 21.279 24.589 20.885 24.212 195.0													
5 1'30.199 21.143 24.648 20.553 23.855 197.6													
6 1'30.137 21.220 24.653 20.690 23.574 193.8													
7 1'30.361 21.095 24.742 20.852 23.672 194.9													
8 1'30.305 21.138 24.706 20.559 23.902 194.3													
9 1'30.569 21.135 24.795 20.678 23.961 193.3													
10 1'30.628 21.151 24.766 20.848 23.863 196.1													
11 1'30.179 21.024 24.734 20.767 23.654 196.2													
12 1'29.914 21.056 24.694 20.636 23.528 193.7													
13 1'30.140 21.042 24.752 20.734 23.612 196.2													
14 1'30.242 20.928 24.939 20.658 23.717 195.4													
15 1'30.570 21.356 24.806 20.773 23.635 191.1													
16 1'30.388 21.326 24.799 20.665 23.598 194.9													
14th 19 Sasha DE VITS Red Bull MotoGP Roo BEL													
1 1'32.979 23.605 25.114 20.621 23.639 116.9													
2 1'30.644 21.472 24.725 20.685 23.762 196.1													
3 1'30.095 21.268 24.577 20.529 23.721 193.2													
4 1'29.977 21.250 24.546 20.404 23.777 192.2													
5 1'30.287 21.287 24.644 20.522 23.834 195.4													
6 1'30.515 21.352 24.645 20.654 23.864 197.4													
7 1'30.297 21.299 24.581 20.526 23.891 194.0													
8 1'30.254 21.223 24.693 20.559 23.779 196.2													
9 1'30.659 21.187 24.891 20.609 23.972 197.3													
10 1'30.147 20.939 24.673 20.571 23.964 198.4													
11 1'30.663 21.315 24.740 20.674 23.934 196.7													
12 1'30.464 21.155 24.618 20.960 23.731 195.7													
13 1'30.492 21.158 24.724 20.701 23.909 196.0													
14 1'30.356 21.067 24.753 20.729 23.807 197.1													
15 1'30.703 21.189 24.779 20.881 23.854 192.6													
16 1'30.688 21.405 24.849 20.676 23.758 195.6													
17 1'30.085 21.022 24.679 20.650 23.734 195.2													
18 1'30.090 21.083 24.641 20.549 23.817 193.5													
19 1'30.216 21.111 24.649 20.581 23.875 193.1													
15th 31 Gerry SALIM Red Bull MotoGP Roo INA													
1 1'33.845 24.062 25.467 20.633 23.683 122.2													
2 1'30.068 21.232 24.629 20.519 23.688 197.2													
3 1'30.267 21.269 24.627 20.610 23.761 198.4													
4 1'29.869 21.247 24.494 20.586 23.542 190.8													
5 1'30.088 21.201 24.713 20.588 23.586 194.5													
6 1'30.716 21.554 24.705 20.600 23.857 197.9													

Fastest Lap: Can ÖNCÜ

Red Bull MotoGP Roo TUR 1'29.051 21.045 24.419 20.273 23.314

DORNA DATA PROCESSING TIMING SERVICE DORNA DATA PROCESSING TIMING SERVICE DORNA DATA PROCESSING TIMING SERVICE DORNA DATA PROCESSING TIMING SERVICE DORNA DATA PROCESSING TIMING SERVICE DORNA DATA PROCESSING TIMING SERVICE DORNA DATA PROCESSING TIMING SERVICE DORNA DATA PROCESSING TIMING SERVICE DORNA DATA PROCESSING TIMING SERVICE DORNA DATA PROCCEESSS

Race Nr.2

RookiesCup

Lap	Lap Time	T1	T2	T3	T4	Speed	Lap	Lap Time	T1	T2	T3	T4	Speed	
7	1'30.169	21.237	24.568	20.667	23.697	196.7	19	1'30.934	21.208	24.737	20.734	24.255	191.6	
8	1'30.225	21.219	24.675	20.656	23.675	199.4	18th 29 Billy VAN EERDE Red Bull MotoGP Roo AUS							
9	1'30.725	21.205	25.097	20.552	23.871	200.3	1	1'34.452	24.374	25.401	20.908	23.769	128.7	
10	1'30.401	21.488	24.625	20.695	23.593	200.9	2	1'30.049	21.084	24.840	20.596	23.529	197.3	
11	1'30.445	21.265	24.825	20.691	23.664	194.6	3	1'30.116	21.184	24.689	20.580	23.663	195.9	
12	1'30.244	21.190	24.586	20.773	23.695	198.3	4	1'30.071	21.197	24.776	20.382	23.716	198.8	
13	1'30.271	21.194	24.706	20.744	23.627	196.2	5	1'30.210	21.190	24.709	20.687	23.624	195.9	
14	1'30.303	21.034	24.720	20.860	23.689	195.8	6	1'30.191	21.081	24.768	20.674	23.668	196.8	
15	1'30.588	21.208	24.712	20.866	23.802	190.0	7	1'30.647	21.370	24.838	20.779	23.660	196.4	
16	1'30.833	21.601	24.788	20.756	23.688	190.0	8	1'30.889	21.509	24.824	20.843	23.713	194.6	
17	1'30.362	21.365	24.677	20.631	23.689	194.4	9	1'30.710	21.273	24.839	20.746	23.852	196.4	
18	1'30.128	21.164	24.647	20.625	23.692	196.2	10	1'30.520	21.072	24.890	20.801	23.757	197.0	
19	1'30.169	21.082	24.734	20.657	23.696	196.9	11	1'30.395	21.116	24.813	20.667	23.799	194.2	
16th 5 Simon JESPERSEN Red Bull MotoGP Roo DEN							12	1'30.584	21.189	24.878	20.757	23.760	194.1	
1	1'34.018	24.235	25.416	20.745	23.622	121.4	13	1'31.086	21.309	24.898	20.923	23.956	192.9	
2	1'29.985	21.241	24.610	20.504	23.630	196.9	14	1'31.523	21.414	25.172	21.096	23.841	191.3	
3	1'30.498	21.338	24.675	20.695	23.790	194.9	15	1'31.681	21.246	25.256	21.207	23.972	191.6	
4	1'30.249	21.465	24.706	20.511	23.567	195.0	16	1'31.643	21.345	25.099	21.153	24.046	190.8	
5	1'30.225	21.244	24.678	20.721	23.582	194.6	17	1'31.789	21.291	25.182	21.225	24.091	190.8	
6	1'30.473	21.158	24.674	20.708	23.933	197.5	18	1'31.512	21.424	25.264	21.014	23.810	190.5	
7	1'30.511	21.162	25.066	20.556	23.727	195.4	19	1'31.568	21.341	25.188	20.988	24.051	191.7	
8	1'30.728	21.393	24.905	20.703	23.727	196.5	19th 62 Aidan LIEBENBER Red Bull MotoGP Roo RSA							
9	1'30.348	21.033	24.843	20.839	23.633	197.5	1	1'35.701	24.883	25.397	21.082	24.339	123.1	
10	1'30.288	21.154	24.744	20.694	23.696	192.8	2	1'32.255	21.665	25.054	21.537	23.999	191.0	
11	1'30.311	21.112	24.851	20.562	23.786	192.3	3	1'32.496	21.720	25.178	21.625	23.973	189.7	
12	1'30.203	21.132	24.731	20.692	23.648	191.9	4	1'32.785	21.654	25.146	21.771	24.214	187.7	
13	1'29.693	21.133	24.503	20.550	23.507	191.7	5	1'32.885	21.675	25.343	21.577	24.290	186.7	
14	1'30.728	21.343	24.755	20.621	24.009	196.8	6	1'32.694	21.712	25.110	21.658	24.214	187.7	
15	1'30.631	21.442	24.879	20.586	23.724	192.9	7	1'32.760	21.829	25.106	21.480	24.345	187.0	
16	1'30.544	21.347	24.795	20.654	23.748	194.9	8	1'32.732	21.728	25.282	21.432	24.290	186.8	
17	1'30.643	21.305	24.847	20.718	23.773	197.8	9	1'32.903	21.679	25.629	21.438	24.157	187.8	
18	1'30.580	21.245	24.949	20.611	23.775	193.7	10	1'32.941	21.853	25.242	21.465	24.381	186.7	
19	1'30.949	21.165	24.857	20.749	24.178	190.6	11	1'33.014	22.091	25.088	21.559	24.276	184.4	
17th 83 Meikon KAWAKAMI Red Bull MotoGP Roo BRA							12	1'32.692	21.788	25.215	21.441	24.248	185.7	
1	1'33.746	23.963	25.344	20.629	23.810	115.8	13	1'32.793	21.908	25.148	21.509	24.228	185.5	
2	1'30.026	21.174	24.688	20.410	23.754	193.1	14	1'33.014	21.863	25.255	21.635	24.261	185.8	
3	1'30.652	21.301	24.816	20.646	23.889	193.5	15	1'33.237	21.866	25.344	21.685	24.342	183.7	
4	1'29.949	21.240	24.576	20.616	23.517	190.8	16	1'33.551	21.907	25.442	21.853	24.349	184.9	
5	1'30.056	21.080	24.668	20.545	23.763	192.5	17	1'32.930	21.750	25.246	21.655	24.279	184.8	
6	1'30.199	21.164	24.715	20.579	23.741	194.4	18	1'33.106	21.830	25.309	21.621	24.346	185.8	
7	1'29.986	20.998	24.649	20.485	23.854	195.6	19	1'33.091	21.881	25.421	21.528	24.261	185.2	
8	1'29.983	21.042	24.609	20.584	23.748	194.5	20th 44 Nicolas HERNANDE Red Bull MotoGP Roo COL							
9	1'30.219	21.159	24.762	20.620	23.678	191.8	1	1'34.998	24.733	25.427	20.980	23.858	126.5	
10	1'30.671	21.217	24.790	20.842	23.822	190.3	2	1'30.584	21.321	24.887	20.631	23.745	196.3	
11	1'30.860	21.499	24.733	20.815	23.813	190.8	3	1'30.988	21.393	25.034	20.655	23.906	195.0	
12	1'30.211	21.175	24.589	20.727	23.720	190.9	4	1'31.632	21.513	25.123	20.893	24.103	191.5	
13	1'30.557	21.300	24.714	20.756	23.787	189.3	5	1'32.178	21.725	25.244	21.154	24.055	190.3	
14	1'31.214	21.959	24.757	20.622	23.876	189.9	6	1'36.567 P	21.816	25.700	21.752	27.299	189.9	
15	1'30.374	21.214	24.839	20.641	23.680	193.0	7	1'50.739	19.729	25.661	21.256	24.186		
16	1'30.644	21.372	24.867	20.672	23.733	193.0	8	1'32.151	21.692	25.313	21.099	24.047	189.4	
17	1'30.674	21.247	24.871	20.730	23.826	196.7								
18	1'30.795	21.178	24.853	20.768	23.996	192.9								

Fastest Lap: Can ÖNCÜ	Red Bull MotoGP Roo	TUR	1'29.051	21.045	24.419	20.273	23.314
------------------------------	---------------------	-----	----------	--------	--------	--------	--------

DORNA DATA PROCESSING TIMING SERVICE DORNA DATA PROCESSING TIMING SERVICE DORNA DATA PROCESSING TIMING SERVICE DORNA DATA PROCESSING TIMING SERVICE DORNA DATA PROCESSING TIMING SERVICE DORNA DATA PROCESSING TIMING SERVICE DORNA DATA PROCESSING TIMING SERVICE DORNA DATA PROCCESSS

Race Nr.2

RookiesCup

Lap	Lap Time	T1	T2	T3	T4	Speed	Lap	Lap Time	T1	T2	T3	T4	Speed
9	1'31.902	21.445	25.102	20.997	24.358	189.9							
10	1'32.108	21.489	25.237	21.208	24.174	189.9							
11	1'31.788	21.502	25.095	21.050	24.141	188.6							
12	1'31.966	21.419	25.162	21.289	24.096	189.0							
13	1'31.898	21.421	25.162	21.235	24.080	189.4							
14	1'31.455	<u>21.319</u>	25.056	21.032	24.048	189.1							
15	1'31.758	21.397	25.018	21.207	24.136	187.5							
16	1'31.741	21.377	25.055	21.259	24.050	188.3							
17	1'31.946	21.347	25.127	21.167	24.305	189.4							
18	1'31.789	21.450	25.153	21.088	24.098	189.2							
19	1'31.575	21.362	25.005	21.079	24.129	189.4							

21st 30 Max COOK Red Bull MotoGP Roo GBR

1	1'32.401	23.269	25.163	20.539	<u>23.430</u>	108.9
2	2'19.373	21.300	<u>24.683</u>	<u>20.402</u>	1'12.988	<u>198.2</u>
3	1'35.047	24.138	25.262	21.342	24.305	168.7
4	1'31.616	21.650	24.899	21.062	24.005	185.0
5	1'34.788 P	21.513	24.977	21.948	26.350	188.4
6	8'23.559	24.196	26.615	22.013	24.384	
7	1'31.850	21.729	24.976	21.049	24.096	187.8
8	1'31.857	21.479	25.017	21.281	24.080	189.3
9	1'31.888	21.570	25.038	21.200	24.080	189.0
10	1'31.637	21.364	25.110	21.167	23.996	188.1
11	<u>1'31.231</u>	21.405	24.967	21.074	23.785	188.6
12	1'31.247	21.260	24.964	21.085	23.938	190.2
13	1'31.513	<u>21.157</u>	25.071	21.094	24.191	190.5
14	1'31.415	21.342	24.946	21.227	23.900	189.4

22nd 3 Pasquale ALFANO Red Bull MotoGP Roo ITA

1	1'33.303	23.860	25.204	20.658	23.581	112.3
2	1'30.200	21.363	24.801	20.534	23.502	194.8
3	<u>1'29.895</u>	21.204	24.642	20.579	<u>23.470</u>	190.7
4	1'30.111	21.257	<u>24.619</u>	20.574	23.661	190.7
5	1'30.570	21.615	24.756	<u>20.460</u>	23.739	197.3
6	1'30.102	<u>21.105</u>	24.688	20.684	23.625	<u>199.0</u>
7	1'30.236	21.192	24.686	20.597	23.761	192.4
8	1'30.362	21.412	24.797	20.579	23.574	196.2
9	1'30.806	21.296	24.975	20.658	23.877	197.3

23rd 88 Matteo PATACCA Red Bull MotoGP Roo ITA

1	1'34.802	24.506	25.580	20.844	23.872	123.9
2	1'30.366	21.226	24.765	20.599	23.776	192.6
3	1'30.321	21.364	24.773	20.646	23.538	191.8
4	1'29.978	21.280	24.547	20.572	23.579	190.5
5	1'29.869	21.257	24.575	20.503	23.534	191.5
6	1'30.037	<u>21.126</u>	24.565	20.636	23.710	194.4
7	1'30.487	21.399	24.694	20.712	23.682	194.1
8	<u>1'29.607</u>	21.143	<u>24.524</u>	<u>20.448</u>	<u>23.492</u>	196.0
9	1'30.344	21.157	24.806	20.549	23.832	196.7

Fastest Lap: Can ÖNCÜ Red Bull MotoGP Roo TUR **1'29.051** 21.045 24.419 20.273 23.314

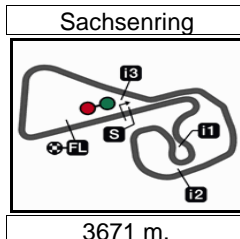
DORNA DATA PROCESSING TIMING SERVICE DORNA DATA PROCESSING TIMING SERVICE DORNA DATA PROCESSING TIMING SERVICE DORNA DATA PROCESSING TIMING SERVICE DORNA DATA PROCESSING TIMING SERVICE DORNA DATA PROCESSING TIMING SERVICE DORNA DATA PROCESSING TIMING SERVICE DORNA DATA PROCESSING TIMING SERVICE DORNA DATA PROCCESSS

PRAMAC MOTORRAD GRAND PRIX DEUTSCHLAND

Race Nr.2

Analysis by Lap

26

**Num Lap Time Gap**

Num	Lap Time	Gap
Lap 1		
61	1'29.763	
53	1'30.944	1.181
28	1'31.320	1.557
12	1'31.333	1.570
6	1'31.365	1.602
24	1'31.507	1.744
40	1'31.754	1.991
43	1'32.043	2.280
7	1'32.181	2.418
22	1'32.250	2.487
30	1'32.401	2.638
11	1'32.809	3.046
19	1'32.979	3.216
99	1'33.018	3.255
3	1'33.303	3.540
66	1'33.355	3.592
83	1'33.746	3.983
31	1'33.845	4.082
5	1'34.018	4.255
29	1'34.452	4.689
88	1'34.802	5.039
44	1'34.998	5.235
62	1'35.701	5.938
Lap 2		
61	1'29.051	
53	1'29.206	1.336
6	1'29.287	1.838
28	1'29.581	2.087
12	1'29.578	2.097
24	1'29.580	2.273
40	1'29.548	2.488
43	1'29.421	2.650
7	1'29.391	2.758
22	1'29.934	3.370
99	1'29.472	3.676
11	1'30.022	4.017
66	1'29.696	4.237
3	1'30.200	4.689
19	1'30.644	4.809
83	1'30.026	4.958
31	1'30.068	5.099
5	1'29.985	5.189
29	1'30.049	5.687
88	1'30.366	6.354
44	1'30.584	6.768
62	1'32.255	9.142
30	2'19.373	52.960
Lap 3		
61	1'29.187	
53	1'29.115	1.264
6	1'29.078	1.729
12	1'29.200	2.110
24	1'29.173	2.259
28	1'29.467	2.367
43	1'29.083	2.546
40	1'29.435	2.736
Lap 4		
61	1'29.183	
53	1'29.023	1.104
6	1'28.952	1.498
24	1'28.871	1.947
28	1'28.845	2.029
12	1'29.236	2.163
43	1'28.942	2.305
40	1'29.018	2.571
7	1'28.917	2.687
99	1'29.925	5.143
66	1'30.114	5.482
11	1'30.396	5.970
22	1'30.965	6.243
3	1'30.111	6.325
19	1'29.977	6.511
31	1'29.869	6.865
83	1'29.949	7.189
29	1'30.071	7.504
5	1'30.249	7.566
88	1'29.978	8.283
44	1'31.632	11.018
62	1'32.785	16.053
30	1'31.616	1'01.253
Lap 5		
61	1'29.304	
53	1'29.064	0.864
6	1'28.865	1.059
12	1'29.225	2.084
28	1'29.428	2.153
24	1'29.569	2.212
40	1'29.448	2.715
7	1'29.495	2.878
43	1'30.907	3.908
99	1'30.247	6.086
22	1'30.199	7.138
66	1'31.033	7.211
11	1'30.667	7.333
19	1'30.287	7.494
3	1'30.570	7.591
31	1'30.088	7.649
83	1'30.056	7.941
29	1'30.210	8.410
Lap 6		
61	1'29.273	
53	1'29.164	0.755
6	1'29.169	0.955
12	1'29.236	2.047
24	1'29.210	2.149
28	1'29.437	2.317
40	1'29.844	3.286
7	1'29.777	3.382
43	1'29.997	4.632
99	1'30.367	7.180
22	1'30.137	8.002
66	1'30.122	8.060
3	1'30.102	8.420
19	1'30.515	8.736
83	1'30.199	8.867
11	1'30.871	8.931
31	1'30.716	9.092
29	1'30.191	9.328
88	1'30.037	9.612
5	1'30.473	9.687
44	1'36.567	21.186
62	1'32.694	23.055
30	8'23.559	8'01.023
Lap 7		
61	1'29.213	
53	1'29.336	0.878
6	1'29.435	1.177
12	1'29.578	2.412
28	1'29.371	2.475
24	1'29.660	2.596
40	1'29.940	4.013
7	1'30.016	4.185
43	1'29.107	4.526
99	1'30.540	8.507
22	1'30.361	9.150
66	1'30.424	9.271
3	1'30.236	9.443
83	1'29.986	9.640
19	1'30.297	9.820
11	1'30.219	9.937
31	1'30.169	10.048
29	1'30.647	10.762
88	1'30.487	10.886
5	1'30.511	10.985
62	1'32.760	26.602
44	1'50.739	42.712
30	1'31.850	8'03.660
Lap 8		
61	1'29.446	
53	1'28.994	0.426
6	1'29.467	1.198
Lap 9		
61	1'29.348	
53	1'29.218	0.296
6	1'29.546	1.396
28	1'29.379	2.775
12	1'29.612	2.924
24	1'29.526	3.067
43	1'29.728	4.822
40	1'29.556	4.887
7	1'29.558	5.042
99	1'30.437	10.387
83	1'30.219	11.048
66	1'30.428	11.048
22	1'30.569	11.230
3	1'30.806	11.817
19	1'30.659	11.939
88	1'30.344	12.043
11	1'30.702	12.083
31	1'30.725	12.204
5	1'30.348	13.267
29	1'30.710	13.567
62	1'32.903	33.443
44	1'31.902	47.971
30	1'31.888	8'08.611
Lap 10		
53	1'29.330	
61	1'29.672	0.046
6	1'29.519	1.289
28	1'29.628	2.777
24	1'29.534	2.975
12	1'29.805	3.103
43	1'29.805	5.001
40	1'30.115	5.376
7	1'30.108	5.524
99	1'30.681	11.442
83	1'30.671	12.093
22	1'30.628	12.232
66	1'30.899	12.321
Lap 11		
61	1'29.126	
53	1'29.509	0.337
6	1'29.269	1.386
28	1'29.622	3.227
12	1'29.451	3.382
24	1'29.715	3.518
43	1'30.338	6.167
40	1'30.140	6.344
7	1'30.088	6.440
99	1'30.391	12.661
22	1'30.179	13.239
66	1'30.210	13.359
83	1'30.860	13.781
19	1'30.663	13.951
11	1'30.779	14.154
31	1'30.445	14.252
5	1'30.311	15.068
29	1'30.395	15.684
62	1'33.014	40.600
44	1'31.788	53.069
30	1'31.231	8'12.681
Lap 12		
61	1'29.469	
53	1'29.409	0.277
6	1'29.708	1.625
12	1'29.278	3.191
28	1'29.611	3.369
24	1'29.649	3.698
43	1'30.509	7.207
40	1'30.365	7.240
7	1'30.354	7.325
99	1'30.127	13.319
22	1'29.914	13.684
66	1'29.853	13.743
83	1'30.211	14.523
11	1'30.111	14.796
19	1'30.464	14.946
31	1'30.244	15.027
5	1'30.203	15.802
29	1'30.584	16.799
62	1'32.692	43.823
44	1'31.966	55.566
30	1'31.247	8'14.459
Lap 13		
61	1'29.279	
53	1'29.196	0.194
6	1'29.509	1.855
12	1'29.326	3.238

 Lapped rider

DORNA DATA PROCESSING TIMING SERVICE DORNA DATA PROCESSING TIMING SERVICE DORNA DATA PROCESSING TIMING SERVICE DORNA DATA PROCESSING TIMING SERVICE DORNA DATA PROCESSING TIMING SERVICE DORNA DATA PROCESSING TIMING SERVICE DORNA DATA PROCESSING TIMING SERVICE DORNA DATA PROCESSING TIMING SERVICE DORNA DATA PROCESSING TIMING SERVICE DORNA DATA PROCESSING TIMING SERVICE DORNA DATA PROCESSING TIMING SERVICE DORNA DATA

<i>Num</i>	<i>Lap</i>	<i>Time</i>	<i>Gap</i>	<i>Num</i>	<i>Lap</i>	<i>Time</i>	<i>Gap</i>	<i>Num</i>	<i>Lap</i>	<i>Time</i>	<i>Gap</i>
28	1'	29.262	3.352	43	1'	31.274	13.587	7	1'	30.557	17.630
24	1'	29.178	3.597	7	1'	31.278	13.685	22	1'	30.787	19.697
40	1'	30.848	8.809	40	1'	31.247	13.706	11	1'	30.106	19.766
7	1'	30.854	8.900	99	1'	30.320	15.737	19	1'	30.216	20.203
43	1'	31.082	9.010	66	1'	30.289	16.561	31	1'	30.169	20.308
99	1'	30.142	14.182	22	1'	30.388	16.907	5	1'	30.949	22.197
22	1'	30.140	14.545	11	1'	30.466	18.730	83	1'	30.934	22.342
66	1'	30.151	14.615	31	1'	30.833	18.905	29	1'	31.568	30.228
83	1'	30.557	15.801	19	1'	30.688	19.068	62	1'	33.091	1'08.172
11	1'	30.348	15.865	83	1'	30.644	19.195	44	1'	31.575	1'10.355
31	1'	30.271	16.019	5	1'	30.544	19.281				
19	1'	30.492	16.159	29	1'	31.643	24.615				
5	1'	29.693	16.216	62	1'	33.551	58.301				
29	1'	31.086	18.606	44	1'	31.741	1'04.301				
62	1'	32.793	47.337								
44	1'	31.898	58.185								
<input type="checkbox"/>	30	1'	31.513	8'	16.693						

Lap 14

61	1'	29.536			
53	1'	29.498	0.156		
6	1'	29.780	2.099		
12	1'	29.018	2.720		
28	1'	29.143	2.959		
24	1'	29.217	3.278		
43	1'	30.968	10.442		
7	1'	31.161	10.525		
40	1'	31.291	10.564		
99	1'	30.022	14.668		
66	1'	30.125	15.204		
22	1'	30.242	15.251		
31	1'	30.303	16.786		
19	1'	30.356	16.979		
11	1'	30.732	17.061		
5	1'	30.728	17.408		
83	1'	31.214	17.479		
29	1'	31.523	20.593		
62	1'	33.014	50.815		
44	1'	31.455	1'00.104		
<input type="checkbox"/>	30	1'	31.415	8'	18.572

Lap 15

61	1'	29.846	
53	1'	29.870	0.180
12	1'	29.243	2.117
28	1'	29.190	2.303
6	1'	30.130	2.383
24	1'	29.185	2.617
43	1'	31.173	11.769
7	1'	31.184	11.863
40	1'	31.197	11.915
99	1'	30.051	14.873
66	1'	30.370	15.728
22	1'	30.570	15.975
31	1'	30.588	17.528
11	1'	30.505	17.720
19	1'	30.703	17.836
83	1'	30.374	18.007
5	1'	30.631	18.193
29	1'	31.681	22.428
62	1'	33.237	54.206
44	1'	31.758	1'02.016

Lap 16

61	1'	29.456	
53	1'	29.492	0.216
12	1'	29.405	2.066
28	1'	29.362	2.209
6	1'	29.393	2.320
24	1'	29.739	2.900

Lap 17

61	1'	29.720	
53	1'	29.695	0.191
12	1'	30.062	2.408
28	1'	30.007	2.496
6	1'	30.232	2.832
24	1'	29.754	2.934
43	1'	31.446	15.313
7	1'	31.408	15.373
40	1'	31.472	15.458
99	1'	30.000	16.017
66	1'	30.121	16.962
22	1'	30.973	18.160
11	1'	30.138	19.148
19	1'	30.085	19.433
31	1'	30.362	19.547
83	1'	30.674	20.149
5	1'	30.643	20.204
29	1'	31.789	26.684
62	1'	32.930	1'01.511
44	1'	31.946	1'06.527

Lap 18

61	1'	29.603	
53	1'	29.618	0.206
12	1'	30.174	2.979
28	1'	30.089	2.982
6	1'	29.810	3.039
24	1'	29.775	3.106
43	1'	31.059	16.769
99	1'	30.406	16.820
40	1'	30.980	16.835
7	1'	31.236	17.006
66	1'	29.853	17.212
22	1'	30.286	18.843
11	1'	30.048	19.593
19	1'	30.090	19.920
31	1'	30.128	20.072
5	1'	30.580	21.181
83	1'	30.795	21.341
29	1'	31.512	28.593
62	1'	33.106	1'05.014
44	1'	31.789	1'08.713

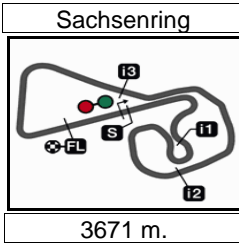
Lap 19

61	1'	29.933	
53	1'	29.903	0.176
12	1'	30.515	3.561
28	1'	30.526	3.575
24	1'	30.466	3.639
6	1'	30.605	3.711
99	1'	30.375	17.262
40	1'	30.563	17.465
43	1'	30.693	17.529
66	1'	30.346	17.625

Lapped rider

DORNA DATA PROCESSING TIMING SERVICE DORNA DATA PROCESSING TIMING SERVICE DORNA DATA PROCESSING TIMING SERVICE DORNA DATA PROCESSING TIMING SERVICE DORNA DATA PROCESSING TIMING SERVICE DORNA DATA PROCESSING TIMING SERVICE DORNA DATA PROCESSING TIMING SERVICE DORNA DATA PROCESSING TIMING SERVICE DORNA DATA PROCESSING TIMING SERVICE DORNA DATA PROCESSING





Results and timing service provided by **TISSOT**

After the **PRAMAC MOTORRAD GRAND PRIX DEUTSCHLAND**

RookiesCup

2018 Riders Performance

(Qualifying Position - Starting Position - Race Position)

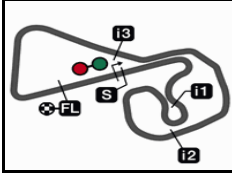
28

Rider	Points	SPA	SPA	ITA	NED	NED	GER	GER	AUT	AUT	RSM	ARA	ARA						
1 ÖNCÜ Can	160	2	2	2	1	1	1	1											
		2-1	2-2	2-2	1-1	1-1	1-2	1-1	-	-	-	-	-	-	-	-	-	-	-
2 ÖNCÜ Deniz	108	4	4	6	2	2	2	2											
		4-4	4-3	6-6	2-4	2-5	2-1	2-2	-	-	-	-	-	-	-	-	-	-	-
3 SALAC Filip	95	6	6	4	7	7	6	6											
		6-3	6-4	4-10	7-5	7-2	5-4	6-3	-	-	-	-	-	-	-	-	-	-	-
4 TATAY Carlos	82	1	1	9	6	6	15	15											
		1-2	1-1	9-4	6-8	6-NC	15-9	15-7	-	-	-	-	-	-	-	-	-	-	-
5 ARTIGAS Xavier	79	11	11	7	5	5	4	4											
		11-5	11-15	7-5	5-2	5-3	4-7	4-5	-	-	-	-	-	-	-	-	-	-	-
6 YAMANAKA Ryusei	70	3	3	10	4	4	8	8											
		3-6	3-5	10-9	4-3	4-NC	7-3	8-6	-	-	-	-	-	-	-	-	-	-	-
7 CARRASCO Adrian	56	13	13	8	13	13	3	3											
		13-9	13-23	8-3	13-7	13-NC	3-5	3-4	-	-	-	-	-	-	-	-	-	-	-
8 BALTUS Barry	47	18	18	13	12	12	11	11											
		18-7	18-11	13-13	12-9	12-4	10-11	11-11	-	-	-	-	-	-	-	-	-	-	-
9 HUERTAS Adrian	42	22	22	11	11	11	17	17											
		22-14	22-10	11-7	11-10	11-9	17-10	17-10	-	-	-	-	-	-	-	-	-	-	-
10 KUNII Yuki	40	9	9	5															
		9-11	9-6	5-1	-	-	-	-	-	-	-	-	-	-	-	-	-	-	-
11 KELLY Sean	40	12	12	16	3	3	7	7											
		12-8	12-7	16-11	3-6	3-NC	6-NC	7-8	-	-	-	-	-	-	-	-	-	-	-
12 GARCIA Steward	33	19	19	15	16	16	0	10											
		19-16	19-8	15-12	16-12	16-NC	9-6	10-9	-	-	-	-	-	-	-	-	-	-	-

NC=Not classified NL=Not finished first lap NP=Not started race re-start N2=Not finished first lap race re-start EX=Excluded NS=Not Started DS=Disqualified

DORNA DATA PROCESSING TIMING SERVICE DORNA DATA PROCESSING TIMING SERVICE DORNA DATA PROCESSING TIMING SERVICE DORNA DATA PROCESSING TIMING SERVICE DORNA DATA PROCESSING TIMING SERVICE DORNA DATA PROCESSING TIMING SERVICE DORNA DATA PROCESSING TIMING SERVICE DORNA DATA PROCESSING TIMING SERVICE DORNA DATA PROCESSING TIMING SERVICE DORNA DATA PROCESSING TIMING SERVICE





3671 m.

PRAMAC MOTORRAD GRAND PRIX DEUTSCHLAND**Official Starting Grid**

Race : 19 laps = 69.749 km

RookiesCup

1

1**61 Can ÖNCÜ**
KTM**2****53 Deniz ÖNCÜ**
KTM**3****28 Adrian CARRASCO**
KTM

2

4**24 Xavier ARTIGAS**
KTM**5****22 Peetu PAAVILAINEN**
KTM**6****12 Filip SALAC**
KTM

3

7**40 Sean KELLY**
KTM**8****6 Ryusei YAMANAKA**
KTM**9****30 Max COOK**
KTM

4

10**43 Steward GARCIA**
KTM**11****7 Barry BALTUS**
KTM**12****3 Pasquale ALFANO**
KTM

5

13**11 Dan JONES**
KTM**14****19 Sasha DE VITS**
KTM**15****99 Carlos TATAY**
KTM

6

16**83 Meikon KAWAKAMI**
KTM**17****66 Adrian HUERTAS**
KTM**18****31 Gerry SALIM**
KTM

7

19**5 Simon JESPERSEN**
KTM**20****88 Matteo PATACCA**
KTM**21****62 Aidan LIEBENBERG**
KTM

8

22**29 Billy VAN EERDE**
KTM**23****44 Nicolas HERNANDEZ**
KTM


The results are provisional until the end of the limit for protest and appeals and until the ratification of the Event Management Committee.

Time limit for protest expires 60' at the latest after publication of the results - Mr. Time:

DORNA DATA PROCESSING TIMING SERVICE DORNA DATA PROCESSING TIMING SERVICE DORNA DATA PROCESSING TIMING SERVICE DORNA DATA PROCESSING TIMING SERVICE DORNA DATA PROCESSING TIMING SERVICE DORNA DATA PROCESSING TIMING SERVICE DORNA DATA PROCESSING TIMING SERVICE DORNA DATA PROCESSING TIMING SERVICE DORNA DATA PROCESSING TIMING SERVICE DORNA DATA PROCESSING TIMING SERVICE DORNA DATA PROCESSES



Sachsenring

Results and timing service provided by  TISSOT

3671 m.

PRAMAC MOTORRAD GRAND PRIX DEUTSCHLAND

Rookies Cup

Race Nr.2

Top Speed & Average




Rider	Nation	Motorcycle	Top 5 speeds					Average	Top
31 Gerry SALIM	INA	KTM	200.9	200.3	199.4	198.4	198.3	199.5	200.9
24 Xavier ARTIGAS	SPA	KTM	200.4	200.1	199.9	199.0	198.6	199.4	200.4
88 Matteo PATACCA	ITA	KTM	196.7	196.0	194.4	194.1	192.6	194.8	200.4
43 Steward GARCIA	COL	KTM	199.4	199.0	196.9	196.7	196.7	197.7	199.4
66 Adrian HUERTAS	SPA	KTM	199.4	198.9	197.0	196.8	196.5	197.5	199.4
3 Pasquale ALFANO	ITA	KTM	199.0	197.3	197.3	196.2	194.8	196.9	199.0
11 Dan JONES	GBR	KTM	199.0	198.3	197.3	196.8	196.6	197.6	199.0
28 Adrian CARRASCO	SPA	KTM	199.0	196.8	196.5	196.2	196.2	196.9	199.0
29 Billy VAN EERDE	AUS	KTM	198.8	197.3	197.0	196.8	196.4	197.1	198.8
6 Ryusei YAMANAKA	JPN	KTM	198.7	196.7	196.1	196.0	195.8	196.7	198.7
19 Sasha DE VITS	BEL	KTM	198.4	197.4	197.3	197.1	196.7	197.4	198.4
40 Sean KELLY	USA	KTM	198.3	195.9	195.5	195.4	195.4	196.1	198.3
99 Carlos TATAY	SPA	KTM	198.2	198.2	196.4	194.2	194.1	196.2	198.2
30 Max COOK	GBR	KTM	198.2	190.5	190.2	189.4	189.3	191.5	198.2
12 Filip SALAC	CZE	KTM	197.8	197.4	197.3	195.3	193.9	196.3	197.8
5 Simon JESPERSEN	DEN	KTM	197.8	197.5	197.5	196.9	196.8	197.3	197.8
22 Peetu PAAVILAINEN	FIN	KTM	197.6	196.6	196.2	196.2	196.1	196.5	197.6
83 Meikon KAWAKAMI	BRA	KTM	196.7	195.6	194.5	194.4	193.5	194.9	196.7
53 Deniz ÖNCÜ	TUR	KTM	196.6	195.7	195.6	195.0	194.9	195.6	196.6
44 Nicolas HERNANDEZ	COL	KTM	196.3	195.0	191.5	190.3	189.9	191.8	196.3
7 Barry BALTUS	BEL	KTM	194.3	194.3	193.8	193.6	193.3	193.9	194.3
61 Can ÖNCÜ	TUR	KTM	191.1	190.5	190.4	189.9	189.7	190.2	191.1
62 Aidan LIEBENBERG	RSA	KTM	191.0	189.7	187.8	187.7	187.7	188.8	191.0

DORNA DATA PROCESSING TIMING SERVICE DORNA DATA PROCESSING TIMING SERVICE DORNA DATA PROCESSING TIMING SERVICE DORNA DATA PROCESSING TIMING SERVICE DORNA DATA PROCESSING TIMING SERVICE DORNA DATA PROCESSING TIMING SERVICE DORNA DATA PROCESSING TIMING SERVICE DORNA DATA PROCESSING TIMING SERVICE DORNA DATA PROCCEESSS

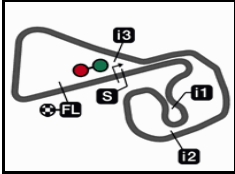


Sachsenring, Sunday, July 15, 2018

Sachsenring

Results and timing service provided by 

Rookies Cup




PRAMAC MOTORRAD GRAND PRIX DEUTSCHLAND

Race Nr.2

Fastest Laps Sequence

3671 m.

Lap	Race Time	 Rider	Nation	Motorcycle	Time	Km/h	Riders's Lap
2	2'58.814	61 Can ÖNCÜ	TUR	KTM	1'29.051	148.4	2
4	5'58.288	53 Deniz ÖNCÜ	TUR	KTM	1'29.023	148.4	4
4	5'58.682	6 Ryusei YAMANAKA	JPN	KTM	1'28.952	148.5	4
4	5'59.131	24 Xavier ARTIGAS	SPA	KTM	1'28.871	148.7	4
4	5'59.213	28 Adrian CARRASCO	SPA	KTM	1'28.845	148.7	4

DORNA DATA PROCESSING TIMING SERVICE DORNA DATA PROCESSING TIMING SERVICE DORNA DATA PROCESSING TIMING SERVICE DORNA DATA PROCESSING TIMING SERVICE DORNA DATA PROCESSING TIMING SERVICE DORNA DATA PROCESSING TIMING SERVICE DORNA DATA PROCESSING TIMING SERVICE DORNA DATA PROCESSING TIMING SERVICE DORNA DATA PROCESSING TIMING SERVICE DORNA DATA PROCESSING TIMING SERVICE DORNA DATA PROCESSING TIMING SERVICE DORNA DATA PROCESSING

Sachsenring, Sunday, July 15, 2018

