



# BRITISH SIDECAR CHAMPIONSHIP

Round 7  
Thrupton

3rd – 5th August 2018



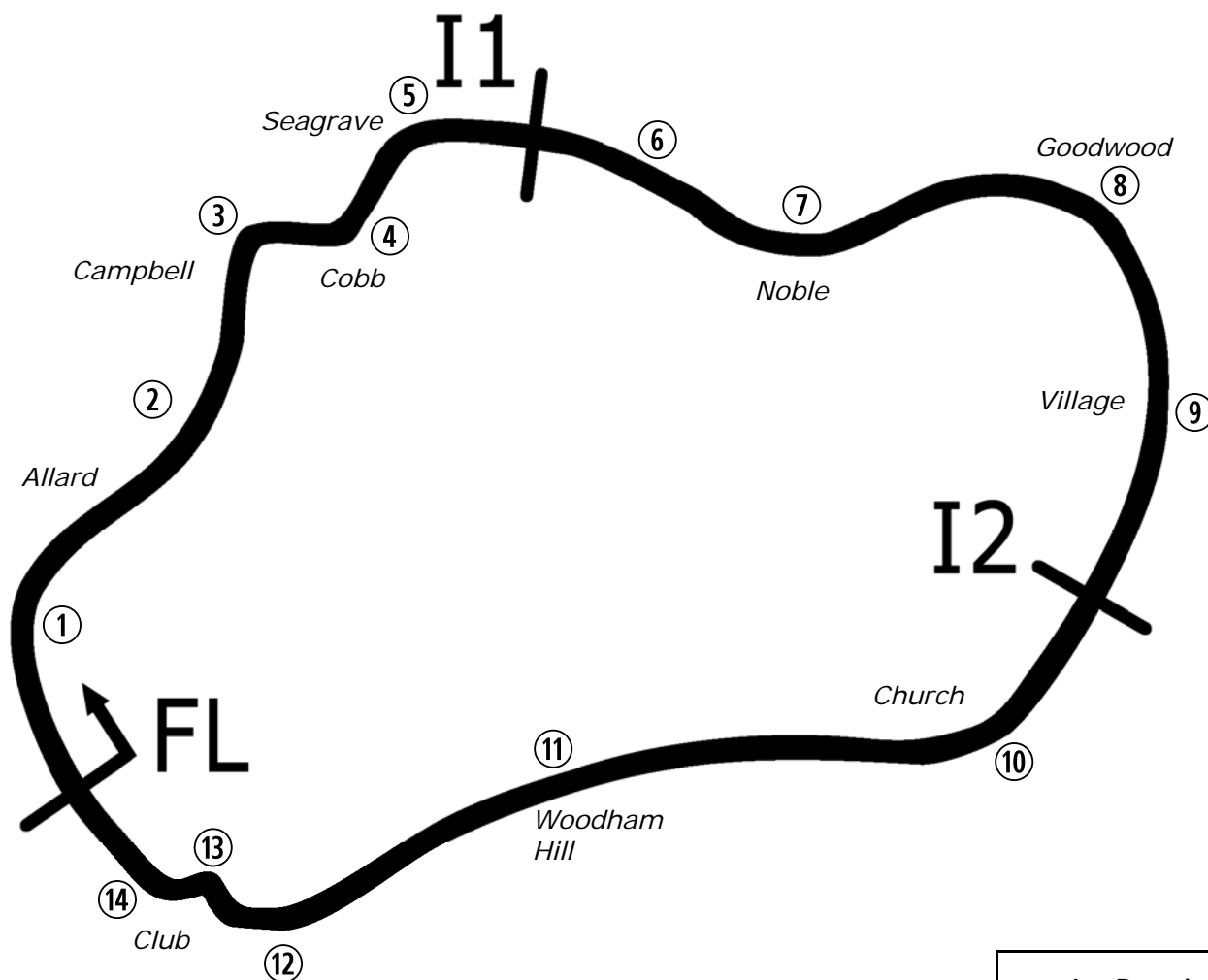
Results Provided by Timing Solutions Ltd  
[www.tsl-timing.com](http://www.tsl-timing.com)

# Thruxton

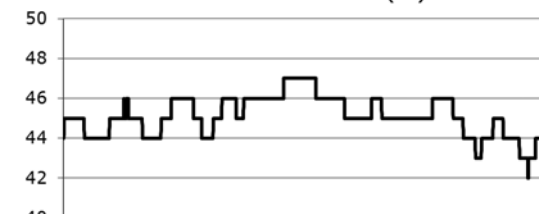


SPORTS TIMING

TIMING SOLUTIONS LTD



Circuit Altitude (m)



Length	2.3560 miles	3791.6 m	
FL		51.20766N	1.60897 W
I1	1128m	51.21418 N	1.60062 W
I2	2380m	51.20983 N	1.59065 W
Pit Entry	3697m	51.20680 N	1.60788 W
Pit Exit	100m after FL	51.20844 N	1.60924 W
Pit Entry–Pit Exit 219m, 13.1s @60kph, 9.8s @80kph			

Best Sector Information

Lap Records		Sector 1 (FL – I1)	I1 Trap (mph)	Sector 2 (I1 – I2)	I2 Trap (mph)	Sector 3 (I2 – FL)	F/L Trap (mph)
Superbike	1:14.753	25.606	128.5	19.897	159.4	28.220	137.7
Supersport	1:16.247	26.029	121.5	20.465	151.1	29.129	126.4
Superstock 1000	1:16.396	26.326	125.6	20.640	154.3	29.204	133.4
Superstock 600	1:18.262	26.675	117.9	21.046	145.6	30.035	123.4
Motostar	1:20.252	26.860	111.2	21.579	131.3	31.108	109.4
F1 Sidecar	1:17.507	26.275	113.1	20.864	136.6	30.049	111.2
Ducati Cup	1:19.241	27.233	117.7	21.230	145.5	30.260	119.6
Junior Supersport	To Be Est	N/A	N/A	N/A	N/A	N/A	N/A

**FREE PRACTICE - CLASSIFICATION**

POS	NO	CL	PIC NAME	ENTRY	TIME	ON	LAPS	GAP	DIFF	MPH
1	29		1 KERSHAW / CLARK	LCR Kawasaki - Molson & Express Tyre Service	1:19.979	6	10			106.04
2	16	C	1 BIRCHALL / BIRCHALL	LCR Yamaha - Mitchells of Mansfield	1:20.683	7	11	0.704	0.704	105.12
3	100	C	2 STEVENS / CHARLWOOD	LCR Kawasaki - Quattro Plant JG Speedfit Kawasaki	1:20.885	7	10	0.906	0.202	104.86
4	6	C	3 ELLIS / RICHARDSON	LCR Honda - Santander Salt	1:22.090	3	6	2.111	1.205	103.32
5	60	WC	1 HOLLAND / WATSON	LCR Yamaha - Team JH Racing	1:23.723	2	6	3.744	1.633	101.30
6	34	WC	2 CHRISTIE / CHRISTIE	LCR Honda - CES Powerbiking	1:23.968	9	9	3.989	0.245	101.01
7	5	C	4 BIGGS / SCHMITZ	LCR Honda - Taurus Tools Ltd	1:24.252	10	10	4.273	0.284	100.66
8	32		2 HORSPOLE / CONNELL	LCR Kawasaki - Sleaford Quality Foods/Baker Plant Hire	1:24.494	8	8	4.515	0.242	100.38
9	68		3 BRYAN / HYDE	LCR Kawasaki - Bryan Racing	1:25.319	7	11	5.340	0.825	99.41
10	49		4 LOVELOCK / LAWRENCE	LCR BMW - BB Bikeshop / Phoenix ECIGS	1:25.708	3	8	5.729	0.389	98.95
11	7	C	5 GRAY / PITT	LCR Yamaha - Brian Gray Powerbiking Team	1:26.777	10	11	6.798	1.069	97.74
12	4	C	6 PEACH / EDWARDS	LCR Yamaha - Life Safety Motorsport	1:27.212	4	5	7.233	0.435	97.25
13	51		5 GILBERT / TRITTON	LCR Yamaha - Draper Racing	1:27.589	3	4	7.610	0.377	96.83
14	19		6 GUY / PILMOOR-BRADY	LCR Suzuki - Yangi19motorsport	1:28.671	2	9	8.692	1.082	95.65
15	75		7 JONES / CHILD	LCR Yamaha - Harvey Fabrication	1:29.728	7	10	9.749	1.057	94.52
16	11		8 NICHOLLS / COLE	LCR Kawasaki - Lick Racing	1:30.674	5	9	10.695	0.946	93.53
17	155	WC	3 RUSSELL / PARKER	Shelbourne Honda - True Heroes Racing / Laguna	1:31.333	8	10	11.354	0.659	92.86
18	111		9 CABLE / PAWSEY	LCR Kawasaki - Cable Racing/L&W Contractors	1:31.453	9	10	11.474	0.120	92.74
19	92		10 HILDIGE / HILDIGE	LCR Suzuki - H&K Racing	1:31.839	2	8	11.860	0.386	92.35

QUALIFYING LAPTIME (115.0% of 1:19.979) = 1:31.975

Weather / Track : Sunny / Dry

These results are provisional until the conclusion of any judicial and technical matters.

Thrupton

Circuit Length = 2.3560 miles

Start: 12:12 Flag 12:32 End: 12:33

Race Director :	Stewards :	Timekeeper :
-----------------	------------	--------------

Results can be found at [www.britishsuperbike.com](http://www.britishsuperbike.com)

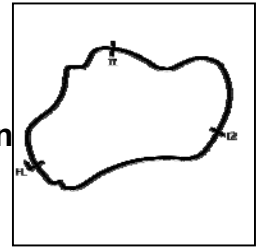
Printed - 12:33 Friday, 03 August 2018

**MCRCB BULLETIN TK027**

**2018 Bennetts British Superbike Championship - Round 7**

**2018 Hyundai Construction Equipment British Sidecar Championship with Molson**

**FREE PRACTICE - SECTOR ANALYSIS**



SECTOR 1 = FL to I1, SECTOR 2 = I1 to I2, SECTOR 3 = I2 to FL, DIFF = Difference To Personal Best Lap, P = Crossed Finish Line in Pit Lane, D = Time Disallowed

<b>P1 29</b>		<b>KERSHAW / CLARK</b>		LCR Kawasaki - Molson & Express Tyre Service						
IDEAL LAP TIME : 1:19.880		BEST LAP TIME : 1:19.979		DIFFERENCE : 0.099						
LAP	SECTOR 1		SECTOR 2		SECTOR 3		LAP TIME	MPH	DIFF	TIME OF DAY
1 -	28.224		22.516	130.0	31.738	<b>107.2</b>	1:22.478	102.83	2.499	12:15:02.533
2 -	27.285		21.556	130.8	<b>31.249</b>	106.6	1:20.090 (2)	105.90	0.111	12:16:22.623
3 -	27.641		21.704	132.6	31.252	106.5	1:20.597 (3)	105.23	0.618	12:17:43.220
4 -	27.339		21.594	131.5		IN PIT	1:19.865 P	106.19		12:19:03.085
5 -	OUTLAP		21.975	<b>132.8</b>	31.535	106.1	5:12.249	27.16	3:52.270	12:24:15.334
6 -	<b>27.110</b>		<b>21.521</b>	132.1	31.348	105.3	<b>1:19.979 (1)</b>	<b>106.04</b>		<b>12:25:35.313</b>
7 -	27.122		21.921	130.3	31.701	103.8	1:20.744	105.04	0.765	12:26:56.057
8 -	27.382		21.981	128.8		IN PIT	1:19.421 P	106.79		12:28:15.478
9 -	OUTLAP			129.0	32.344	104.6	2:39.184	53.28	1:19.205	12:30:54.662
10 -	27.845		22.051	129.8		IN PIT	1:22.335 P	103.01	2.356	12:32:16.997

<b>P2 16 C</b>		<b>BIRCHALL / BIRCHALL</b>		LCR Yamaha - Mitchells of Mansfield						
IDEAL LAP TIME : 1:20.346		BEST LAP TIME : 1:20.683		DIFFERENCE : 0.337						
LAP	SECTOR 1		SECTOR 2		SECTOR 3		LAP TIME	MPH	DIFF	TIME OF DAY
1 -	29.081	99.7	22.302	<b>124.7</b>	32.954	101.5	1:24.337	100.56	3.654	12:14:59.855
2 -	28.247	101.2	22.179	124.2	31.815	101.6	1:22.241	103.13	1.558	12:16:22.096
3 -	27.688	101.5	21.813	122.9	31.882	100.9	1:21.383 (3)	104.21	0.700	12:17:43.479
4 -	<b>27.278</b>	102.9	21.776	124.0	31.982	100.4	1:21.036 (2)	104.66	0.353	12:19:04.515
5 -	27.665	100.7	21.833	122.0		IN PIT	1:21.254 P	104.38	0.571	12:20:25.769
6 -	OUTLAP	100.0	22.577	124.5	31.961	100.7	4:12.552	33.58	2:51.869	12:24:38.321
7 -	27.398	102.4	21.589	123.5	<b>31.696</b>	101.8	<b>1:20.683 (1)</b>	<b>105.12</b>		<b>12:25:59.004</b>
8 -	28.265	<b>103.0</b>	<b>21.372</b>	124.0	31.873	100.1	1:21.510	104.05	0.827	12:27:20.514
9 -	27.947	101.0	22.203	122.9		IN PIT	1:21.015 P	104.69	0.332	12:28:41.529
10 -	OUTLAP	102.6	21.703	124.2	31.775	<b>101.9</b>	2:18.031	61.44	57.348	12:30:59.560
11 -	27.456	102.2	21.568	122.9		IN PIT	1:22.501 P	102.80	1.818	12:32:22.061

<b>P3 100 C</b>		<b>STEVENS / CHARLWOOD</b>		LCR Kawasaki - Quattro Plant JG Speedfit Kawasaki						
IDEAL LAP TIME : 1:20.885		BEST LAP TIME : 1:20.885		DIFFERENCE : 0.000						
LAP	SECTOR 1		SECTOR 2		SECTOR 3		LAP TIME	MPH	DIFF	TIME OF DAY
1 -	28.388		22.308	123.8	32.747	100.7	1:23.443	101.64	2.558	12:15:52.741
2 -	28.902		23.012	124.2	32.565	<b>102.1</b>	1:24.479	100.39	3.594	12:17:17.220
3 -	28.179		22.128	125.4	33.204	101.3	1:23.511	101.56	2.626	12:18:40.731
4 -	28.650		22.135	124.9	32.402	<b>102.1</b>	1:23.187	101.95	2.302	12:20:03.918
5 -	27.599		21.872	<b>126.3</b>	33.854	99.5	1:23.325	101.78	2.440	12:21:27.243
6 -	27.507		21.707	126.1	32.050	101.5	1:21.264 (3)	104.37	0.379	12:22:48.507
7 -	<b>27.319</b>		<b>21.663</b>	125.9	<b>31.903</b>	101.3	<b>1:20.885 (1)</b>	<b>104.86</b>		<b>12:24:09.392</b>
8 -	27.321		21.772	124.9	31.981	101.6	1:21.074 (2)	104.61	0.189	12:25:30.466
9 -	28.349		23.912	115.9		IN PIT	1:26.731 P	97.79	5.846	12:26:57.197
10 -	OUTLAP			117.1	36.851	89.1	6:17.677	22.45	4:56.792	12:33:14.874

<b>P4 6 C</b>		<b>ELLIS / RICHARDSON</b>		LCR Honda - Santander Salt						
IDEAL LAP TIME : 1:21.548		BEST LAP TIME : 1:22.090		DIFFERENCE : 0.542						
LAP	SECTOR 1		SECTOR 2		SECTOR 3		LAP TIME	MPH	DIFF	TIME OF DAY
1 -	29.310	100.1	22.417	121.1	32.472	100.4	1:24.199 (3)	100.73	2.109	12:14:59.191
2 -	28.586	<b>102.4</b>	<b>21.759</b>	<b>123.1</b>	<b>32.077</b>	100.0	1:22.422 (2)	102.90	0.332	12:16:21.613
3 -	27.835	100.7	21.862	122.9	32.393	<b>101.5</b>	<b>1:22.090 (1)</b>	<b>103.32</b>		<b>12:17:43.703</b>
4 -	27.939	100.4	22.652	117.3		IN PIT	1:23.558 P	101.50	1.468	12:19:07.261
5 -	OUTLAP		22.491	122.4	33.192	100.3	5:35.428	25.28	4:13.338	12:24:42.689
6 -	<b>27.712</b>		21.866	122.2		IN PIT	1:23.039 P	102.14	0.949	12:26:05.728

<b>P5 60 WC</b>		<b>HOLLAND / WATSON</b>		LCR Yamaha - Team JH Racing						
IDEAL LAP TIME : 1:23.465		BEST LAP TIME : 1:23.723		DIFFERENCE : 0.258						
LAP	SECTOR 1		SECTOR 2		SECTOR 3		LAP TIME	MPH	DIFF	TIME OF DAY
1 -	29.193	<b>101.0</b>	23.112	118.3	34.108	96.4	1:26.413	98.15	2.690	12:15:35.196
2 -	27.860	<b>101.0</b>	22.569	116.9	<b>33.294</b>	<b>97.6</b>	<b>1:23.723 (1)</b>	<b>101.30</b>		<b>12:16:58.919</b>
3 -	<b>27.739</b>	100.1	<b>22.432</b>	118.5	34.431	96.4	1:24.602 (2)	100.25	0.879	12:18:23.521

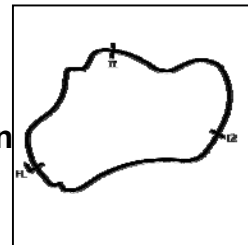
Weather / Track : Sunny / Dry

Thruxton  
Circuit Length = 2.3560 miles  
Start: 12:12 Flag 12:32 End: 12:33

## 2018 Bennetts British Superbike Championship - Round 7

## 2018 Hyundai Construction Equipment British Sidecar Championship with Molson

## FREE PRACTICE - SECTOR ANALYSIS



SECTOR 1 = FL to I1, SECTOR 2 = I1 to I2, SECTOR 3 = I2 to FL, DIFF = Difference To Personal Best Lap, P = Crossed Finish Line in Pit Lane, D = Time Disallowed

4 -	29.331	100.0	23.150	<b>118.7</b>	34.599	95.7	1:27.080	97.40	3.357	12:19:50.601
5 -	29.166	98.8	23.061	116.1	33.801	94.6	1:26.028 (3)	98.59	2.305	12:21:16.629
6 -	27.932	99.8	22.586	116.9	IN PIT		1:23.971 P	101.00	0.248	12:22:40.600

P6 34 WC		CHRISTIE / CHRISTIE				LCR Honda - CES Powerbiking				
IDEAL LAP TIME : 1:23.912		BEST LAP TIME : 1:23.968				DIFFERENCE : 0.056				
LAP	SECTOR 1		SECTOR 2		SECTOR 3		LAP TIME	MPH	DIFF	TIME OF DAY
1 -	29.907	98.9	23.216	119.6	34.662	98.5	1:27.785	96.61	3.817	12:15:13.829
2 -	28.711	98.3	23.021	121.1	33.949	98.6	1:25.681	98.99	1.713	12:16:39.510
3 -	28.350	99.7	22.871	121.1	33.869	97.8	1:25.090	99.67	1.122	12:18:04.600
4 -	28.427	98.5	22.675	122.0	33.489	98.8	1:24.591 (3)	100.26	0.623	12:19:29.191
5 -	<b>28.258</b>	<b>101.0</b>	22.527	121.3	<b>33.381</b>	97.8	1:24.166 (2)	100.77	0.198	12:20:53.357
6 -	28.749	98.3	23.491	118.5	IN PIT		1:25.346 P	99.37	1.378	12:22:18.703
7 -	OUTLAP	99.1	23.367	120.9	33.586	98.3	7:02.565	20.07	5:38.597	12:29:21.268
8 -	28.488	100.1	23.635	117.7	34.866	97.9	1:26.989	97.50	3.021	12:30:48.257
9 -	28.308	100.4	<b>22.273</b>	<b>122.6</b>	33.387	<b>99.2</b>	<b>1:23.968 (1)</b>	<b>101.01</b>		<b>12:32:12.225</b>

P7 5 C		BIGGS / SCHMITZ				LCR Honda - Taurus Tools Ltd				
IDEAL LAP TIME : 1:24.943		BEST LAP TIME : 1:24.252				DIFFERENCE : -0.691				
LAP	SECTOR 1		SECTOR 2		SECTOR 3		LAP TIME	MPH	DIFF	TIME OF DAY
1 -	29.937		24.048	117.7	34.156	96.6	1:28.141	96.22	3.889	12:15:15.362
2 -	28.913		<b>23.285</b>	119.1	33.643	98.1	1:25.841 (3)	98.80	1.589	12:16:41.203
3 -	29.088		23.485	<b>120.0</b>	33.579	98.1	1:26.152	98.44	1.900	12:18:07.355
4 -	<b>28.704</b>		23.305	119.4	33.850	97.1	1:25.859	98.78	1.607	12:19:33.214
5 -	29.339		<b>23.285</b>	118.7	IN PIT		1:28.911 P	95.39	4.659	12:21:02.125
6 -	OUTLAP			116.7	34.516	96.5	5:20.790	26.43	3:56.538	12:26:22.915
7 -				118.3	33.763	97.8	1:26.168	98.43	1.916	12:27:49.083
8 -				118.7	34.147	98.1	1:25.947	98.68	1.695	12:29:15.030
9 -				119.1	33.078	97.1	1:24.833 (2)	99.98	0.581	12:30:39.863
10 -				118.9	<b>32.954</b>	<b>98.2</b>	<b>1:24.252 (1)</b>	<b>100.66</b>		<b>12:32:04.115</b>

P8 32		HORSPOLE / CONNELL				LCR Kawasaki - Sleaford Quality Foods/Baker Plant Hire				
IDEAL LAP TIME : 1:23.912		BEST LAP TIME : 1:24.494				DIFFERENCE : 0.582				
LAP	SECTOR 1		SECTOR 2		SECTOR 3		LAP TIME	MPH	DIFF	TIME OF DAY
1 -	31.024	101.5	23.877	125.2	33.590	<b>106.5</b>	1:28.491	95.84	3.997	12:15:25.822
2 -	29.438	103.8	22.855	129.5	32.831	105.0	1:25.124	99.63	0.630	12:16:50.946
3 -	29.200	101.6	22.880	128.8	33.062	105.5	1:25.142	99.61	0.648	12:18:16.088
4 -	<b>28.686</b>	<b>105.3</b>	22.982	125.9	33.245	105.0	1:24.913 (2)	99.88	0.419	12:19:41.001
5 -	29.042	103.8	23.109	126.8	IN PIT		1:26.229 P	98.36	1.735	12:21:07.230
6 -	OUTLAP	99.2	23.326	129.8	33.342	104.2	8:21.934	16.89	6:57.440	12:29:29.164
7 -	29.465	102.4	22.766	<b>131.5</b>	<b>32.696</b>	105.5	1:24.927 (3)	99.86	0.433	12:30:54.091
8 -	28.833	104.5	<b>22.530</b>	130.8	33.131	102.6	<b>1:24.494 (1)</b>	<b>100.38</b>		<b>12:32:18.585</b>

P9 68		BRYAN / HYDE				LCR Kawasaki - Bryan Racing				
IDEAL LAP TIME : 1:24.887		BEST LAP TIME : 1:25.319				DIFFERENCE : 0.432				
LAP	SECTOR 1		SECTOR 2		SECTOR 3		LAP TIME	MPH	DIFF	TIME OF DAY
1 -	30.214		23.806	127.3	33.731	99.5	1:27.751	96.65	2.432	12:15:14.265
2 -	29.482		23.341	127.5	33.630	101.9	1:26.453	98.10	1.134	12:16:40.718
3 -	29.197		23.140	128.5	33.179	<b>103.5</b>	1:25.516 (2)	99.18	0.197	12:18:06.234
4 -	<b>28.847</b>		23.904	127.5	33.045	101.2	1:25.796 (3)	98.85	0.477	12:19:32.030
5 -	29.267		23.355	122.9	IN PIT		1:26.882 P	97.62	1.563	12:20:58.912
6 -	OUTLAP		23.559	124.2	33.995	100.1	4:59.764	28.29	3:34.445	12:25:58.676
7 -	29.204		23.105	<b>129.0</b>	<b>33.010</b>	101.2	<b>1:25.319 (1)</b>	<b>99.41</b>		<b>12:27:23.995</b>
8 -	28.853		<b>23.030</b>	124.5	35.030	101.0	1:26.913	97.58	1.594	12:28:50.908
9 -	29.915		23.493	121.1	33.569	101.0	1:26.977	97.51	1.658	12:30:17.885
10 -	29.125		23.195	123.8	33.570	99.7	1:25.890	98.74	0.571	12:31:43.775
11 -	29.643		23.485	122.4	IN PIT		1:27.723 P	96.68	2.404	12:33:11.498

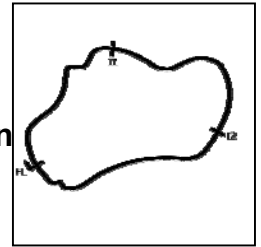
Weather / Track : Sunny / Dry

Thruxton

Circuit Length = 2.3560 miles

Start: 12:12 Flag 12:32 End: 12:33

## FREE PRACTICE - SECTOR ANALYSIS



SECTOR 1 = FL to I1, SECTOR 2 = I1 to I2, SECTOR 3 = I2 to FL, DIFF = Difference To Personal Best Lap, P = Crossed Finish Line in Pit Lane, D = Time Disallowed

P10 49		LOVELOCK / LAWRENCE				LCR BMW - BB Bikeshop / Phoenix ECIGS				
IDEAL LAP TIME : 1:25.708		BEST LAP TIME : 1:25.708				DIFFERENCE : 0.000				
LAP	SECTOR 1	SECTOR 2		SECTOR 3		LAP TIME	MPH	DIFF	TIME OF DAY	
1 -	31.335	23.717	125.4	34.474	99.5	1:29.526	94.73	3.818	12:15:37.570	
2 -	31.836	23.614	124.5	33.811	101.3	1:29.261	95.02	3.553	12:17:06.831	
3 -	<b>29.200</b>	<b>23.361</b>	<b>125.6</b>	<b>33.147</b>	101.3	<b>1:25.708 (1)</b>	<b>98.95</b>		<b>12:18:32.539</b>	
4 -	29.961	23.421	124.9	33.460	<b>101.6</b>	1:26.842 (2)	97.66	1.134	12:19:59.381	
5 -	29.205	23.412	124.9	IN PIT		1:31.045 P	93.15	5.337	12:21:30.426	
6 -	OUTLAP	24.454	124.9	34.467	98.8	5:43.025	24.72	4:17.317	12:27:13.451	
7 -	29.841	23.492	123.8	35.008	98.1	1:28.341 (3)	96.00	2.633	12:28:41.792	
8 -	30.162	24.482	118.5	IN PIT		1:32.828 P	91.36	7.120	12:30:14.620	

P11 7 C		GRAY / PITT				LCR Yamaha - Brian Gray Powerbiking Team				
IDEAL LAP TIME : 1:26.179		BEST LAP TIME : 1:26.777				DIFFERENCE : 0.598				
LAP	SECTOR 1	SECTOR 2		SECTOR 3		LAP TIME	MPH	DIFF	TIME OF DAY	
1 -	30.718	97.3	24.153	113.7	35.529	98.5	1:30.400	93.82	3.623	12:15:27.695
2 -	29.550	98.5	23.514	118.7	35.264	98.6	1:28.328	96.02	1.551	12:16:56.023
3 -	29.468	97.1	23.270	120.2	34.620	98.8	1:27.358	97.09	0.581	12:18:23.381
4 -	29.296	96.8	23.202	<b>121.5</b>	34.577	98.6	1:27.075	97.40	0.298	12:19:50.456
5 -	29.176	98.3	23.036	118.7	34.819	98.5	1:27.031 (2)	97.45	0.254	12:21:17.487
6 -	29.023	97.8	23.200	119.8	IN PIT		1:26.379 P	98.19		12:22:43.866
7 -	OUTLAP	96.8	23.781	116.3	34.609	96.5	4:35.133	30.82	3:08.356	12:27:18.999
8 -	30.643	96.1	23.479	118.5	<b>34.238</b>	<b>98.9</b>	1:28.360	95.98	1.583	12:28:47.359
9 -	29.303	100.3	23.292	117.3	34.537	98.3	1:27.132	97.34	0.355	12:30:14.491
10 -	29.246	98.5	22.994	118.7	34.537	98.5	<b>1:26.777 (1)</b>	<b>97.74</b>		<b>12:31:41.268</b>
11 -	<b>28.967</b>	<b>100.6</b>	<b>22.974</b>	117.5	35.093	96.8	1:27.034 (3)	97.45	0.257	12:33:08.302

P12 4 C		PEACH / EDWARDS				LCR Yamaha - Life Safety Motorsport				
IDEAL LAP TIME : 1:26.934		BEST LAP TIME : 1:27.212				DIFFERENCE : 0.278				
LAP	SECTOR 1	SECTOR 2		SECTOR 3		LAP TIME	MPH	DIFF	TIME OF DAY	
1 -	30.952	95.5	23.629	<b>116.1</b>	35.633	<b>96.4</b>	1:30.214	94.01	3.002	12:15:28.624
2 -	29.184	<b>97.2</b>	23.471	115.3	<b>34.571</b>	94.1	1:27.226 (2)	97.23	0.014	12:16:55.850
3 -	<b>29.153</b>	95.5	23.526	114.9	34.588	94.3	1:27.267 (3)	97.19	0.055	12:18:23.117
4 -	29.258	94.9	<b>23.210</b>	115.7	34.744	94.5	<b>1:27.212 (1)</b>	<b>97.25</b>		<b>12:19:50.329</b>
5 -	30.454	84.3	26.389	102.4	IN PIT		1:38.943 P	85.72	11.731	12:21:29.272

P13 51		GILBERT / TRITTON				LCR Yamaha - Draper Racing				
IDEAL LAP TIME : 1:26.289		BEST LAP TIME : 1:27.589				DIFFERENCE : 1.300				
LAP	SECTOR 1	SECTOR 2		SECTOR 3		LAP TIME	MPH	DIFF	TIME OF DAY	
1 -	31.146	98.6	24.355	119.4	34.175	<b>102.2</b>	1:29.676 (3)	94.58	2.087	12:15:40.312
2 -	30.214	<b>100.6</b>	24.357	<b>124.5</b>	34.458	101.9	1:29.029 (2)	95.26	1.440	12:17:09.341
3 -	30.499	97.9	<b>23.738</b>	123.5	<b>33.352</b>	101.3	<b>1:27.589 (1)</b>	<b>96.83</b>		<b>12:18:36.930</b>
4 -	<b>29.199</b>	98.2	24.533	110.5	IN PIT		1:30.786 P	93.42	3.197	12:20:07.716

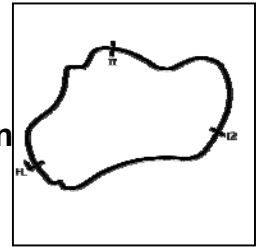
P14 19		GUY / PILMOOR-BRADY				LCR Suzuki - Yangi19motorsport				
IDEAL LAP TIME : 1:28.238		BEST LAP TIME : 1:28.671				DIFFERENCE : 0.433				
LAP	SECTOR 1	SECTOR 2		SECTOR 3		LAP TIME	MPH	DIFF	TIME OF DAY	
1 -	31.794	24.630	124.7	35.146	101.6	1:31.570	92.62	2.899	12:15:46.334	
2 -	30.348	<b>23.818</b>	<b>124.9</b>	34.505	<b>102.4</b>	<b>1:28.671 (1)</b>	<b>95.65</b>		<b>12:17:15.005</b>	
3 -	30.729	24.879	122.6	34.698	101.6	1:30.306	93.92	1.635	12:18:45.311	
4 -	30.322	24.296	124.7	<b>34.431</b>	102.2	1:29.049 (3)	95.24	0.378	12:20:14.360	
5 -	30.177	24.176	118.5	35.116	101.6	1:29.469	94.79	0.798	12:21:43.829	
6 -	32.051	25.299	119.1	36.944	98.9	1:34.294	89.94	5.623	12:23:18.123	
7 -	<b>29.989</b>	24.301	124.5	34.729	100.1	1:29.019 (2)	95.27	0.348	12:24:47.142	
8 -	30.257	24.327	122.6	35.129	99.4	1:29.713	94.54	1.042	12:26:16.855	
9 -	32.070	27.565	104.3	IN PIT		1:38.995 P	85.67	10.324	12:27:55.850	

MCRCB BULLETIN TK027

2018 Bennetts British Superbike Championship - Round 7

2018 Hyundai Construction Equipment British Sidecar Championship with Molson

FREE PRACTICE - SECTOR ANALYSIS



SECTOR 1 = FL to I1, SECTOR 2 = I1 to I2, SECTOR 3 = I2 to FL, DIFF = Difference To Personal Best Lap, P = Crossed Finish Line in Pit Lane, D = Time Disallowed

P15 75		JONES / CHILD		LCR Yamaha - Harvey Fabrication							
IDEAL LAP TIME : 1:29.124		BEST LAP TIME : 1:29.728		DIFFERENCE : 0.604							
LAP	SECTOR 1		SECTOR 2		SECTOR 3		LAP TIME	MPH	DIFF	TIME OF DAY	
1 -	32.751	96.8	26.481	109.4	35.874	102.2	1:35.106	89.18	5.378	12:15:48.144	
2 -	31.876	97.3	25.394	116.3	35.445	101.8	1:32.715	91.48	2.987	12:17:20.859	
3 -	30.624	101.5	<b>24.267</b>	121.7	IN PIT		1:29.047	<b>P</b>	95.24	12:18:49.906	
4 -	OUTLAP	95.7	25.877	116.5	36.013	<b>103.0</b>	4:28.647	31.57	2:58.919	12:23:18.553	
5 -	30.534	<b>103.0</b>	24.746	<b>122.6</b>	<b>35.064</b>	102.7	1:30.344	93.88	0.616	12:24:48.897	
6 -	30.157	102.2	24.386	117.1	35.600	102.6	1:30.143	<b>(3)</b>	94.09	0.415	12:26:19.040
7 -	30.281	101.9	24.369	116.3	35.078	101.3	<b>1:29.728 (1)</b>	<b>94.52</b>		<b>12:27:48.768</b>	
8 -	<b>29.793</b>	101.8	24.368	121.1	35.620	101.9	1:29.781	<b>(2)</b>	94.47	0.053	12:29:18.549
9 -	30.265	99.4	24.362	121.3	35.974	101.0	1:30.601	93.61	0.873	12:30:49.150	
10 -	30.411	100.3	24.537	119.1	IN PIT		1:32.324	<b>P</b>	91.86	2.596	12:32:21.474

P16 11		NICHOLLS / COLE		LCR Kawasaki - Lick Racing							
IDEAL LAP TIME : 1:30.235		BEST LAP TIME : 1:30.674		DIFFERENCE : 0.439							
LAP	SECTOR 1		SECTOR 2		SECTOR 3		LAP TIME	MPH	DIFF	TIME OF DAY	
1 -	32.205		24.826	112.7	36.009	101.2	1:33.040	91.16	2.366	12:15:37.290	
2 -	32.550		<b>24.062</b>	<b>123.3</b>	<b>35.107</b>	<b>102.2</b>	1:31.719	<b>(3)</b>	92.47	1.045	12:17:09.009
3 -	31.179	<b>101.9</b>	24.379	110.5	35.205	100.1	1:30.763	<b>(2)</b>	93.44	0.089	12:18:39.772
4 -	31.187	99.5	25.036	115.3	35.671	99.4	1:31.894	92.29	1.220	12:20:11.666	
5 -	<b>31.066</b>	101.5	24.311	121.3	35.297	99.5	<b>1:30.674 (1)</b>	<b>93.53</b>		<b>12:21:42.340</b>	
6 -	33.429	97.5	25.250	117.7	IN PIT		1:36.211	<b>P</b>	88.15	5.537	12:23:18.551
7 -	OUTLAP	100.1	24.938	120.9	35.823	92.3	6:07.870	23.05	4:37.196	12:29:26.421	
8 -	32.184	96.8	25.105	118.3	35.713	97.2	1:33.002	91.19	2.328	12:30:59.423	
9 -	31.404	100.3	25.001	120.2	IN PIT		1:35.198	<b>P</b>	89.09	4.524	12:32:34.621

P17 155 WC		RUSSELL / PARKER		Shelbourne Honda - True Heroes Racing / Laguna							
IDEAL LAP TIME : 1:31.193		BEST LAP TIME : 1:31.333		DIFFERENCE : 0.140							
LAP	SECTOR 1		SECTOR 2		SECTOR 3		LAP TIME	MPH	DIFF	TIME OF DAY	
1 -	32.062		25.688	114.7	36.983	95.0	1:34.733	89.53	3.400	12:15:50.796	
2 -	31.547		25.285	114.5	36.756	94.3	1:33.588	90.62	2.255	12:17:24.384	
3 -	31.332		24.988	115.3	36.452	94.9	1:32.772	91.42	1.439	12:18:57.156	
4 -	31.185		24.801	114.5	36.326	93.8	1:32.312	91.87	0.979	12:20:29.468	
5 -	30.875		24.612	116.3	36.306	95.4	1:31.793	<b>(3)</b>	92.39	0.460	12:22:01.261
6 -	<b>30.710</b>		<b>24.535</b>	115.5	IN PIT		1:31.210	<b>P</b>	92.98		12:23:32.471
7 -	OUTLAP		25.039	116.7	37.487	93.5	5:19.864	26.51	3:48.531	12:28:52.335	
8 -	30.807		24.578	117.3	<b>35.948</b>	94.3	<b>1:31.333 (1)</b>	<b>92.86</b>		<b>12:30:23.668</b>	
9 -			<b>117.7</b>		36.222	94.7	1:31.355	<b>(2)</b>	92.84	0.022	12:31:55.023
10 -			97.6		IN PIT		1:40.467	<b>P</b>	84.42	9.134	12:33:35.490

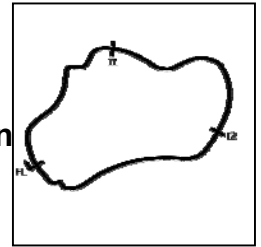
P18 111		CABLE / PAWSEY		LCR Kawasaki - Cable Racing/L&W Contractors							
IDEAL LAP TIME : 1:31.326		BEST LAP TIME : 1:31.453		DIFFERENCE : 0.127							
LAP	SECTOR 1		SECTOR 2		SECTOR 3		LAP TIME	MPH	DIFF	TIME OF DAY	
1 -	33.586	96.5	26.338	110.9	37.505	100.1	1:37.429	87.05	5.976	12:15:36.510	
2 -	33.360	96.1	26.215	113.7	36.944	100.3	1:36.519	87.87	5.066	12:17:13.029	
3 -	32.197	98.6	25.353	117.7	36.989	100.6	1:34.539	89.71	3.086	12:18:47.568	
4 -	31.945	97.5	25.099	118.3	36.563	101.0	1:33.607	90.60	2.154	12:20:21.175	
5 -	31.800	96.9	25.027	119.6	36.051	101.3	1:32.878	<b>(3)</b>	91.31	1.425	12:21:54.053
6 -	<b>30.964</b>	<b>100.7</b>	25.061	118.7	IN PIT		1:32.389	<b>P</b>	91.80	0.936	12:23:26.442
7 -	OUTLAP	94.3	26.203	113.1	37.038	<b>101.5</b>	5:24.173	26.16	3:52.720	12:28:50.615	
8 -	31.700	97.6	<b>24.475</b>	<b>120.6</b>	35.986	100.3	1:32.161	<b>(2)</b>	92.03	0.708	12:30:22.776
9 -	31.029	99.7	24.537	<b>120.6</b>	<b>35.887</b>	<b>101.5</b>	<b>1:31.453 (1)</b>	<b>92.74</b>		<b>12:31:54.229</b>	
10 -	33.203	92.5	26.429	110.7	IN PIT		1:37.648	<b>P</b>	86.85	6.195	12:33:31.877

P19 92		HILDIGE / HILDIGE		LCR Suzuki - H&K Racing							
IDEAL LAP TIME : 1:30.601		BEST LAP TIME : 1:31.839		DIFFERENCE : 1.238							
LAP	SECTOR 1		SECTOR 2		SECTOR 3		LAP TIME	MPH	DIFF	TIME OF DAY	
1 -	32.773	95.4	26.490	105.6	37.203	97.5	1:36.466	87.92	4.627	12:15:36.805	

Weather / Track : Sunny / Dry

Thruxton  
Circuit Length = 2.3560 miles  
Start: 12:12 Flag 12:32 End: 12:33

FREE PRACTICE - SECTOR ANALYSIS



SECTOR 1 = FL to I1, SECTOR 2 = I1 to I2, SECTOR 3 = I2 to FL, DIFF = Difference To Personal Best Lap, P = Crossed Finish Line in Pit Lane, D = Time Disallowed

2 -	31.857	100.3	<b>24.118</b>	114.1	<b>35.864</b>	98.2	<b>1:31.839 (1)</b>	<b>92.35</b>			<b>12:17:08.644</b>
3 -	30.932	97.3	24.824	113.9	36.140	<b>99.1</b>	1:31.896	(2)	92.29	0.057	12:18:40.540
4 -	31.178	98.2	24.897	111.8	36.701	97.6	1:32.776		91.42	0.937	12:20:13.316
5 -	30.649	<b>101.8</b>	24.536	109.4	IN PIT		1:32.583	<b>P</b>	91.61	0.744	12:21:45.899
6 -	OUTLAP	92.4	25.763	105.6	37.309	95.1	5:57.104		23.75	4:25.265	12:27:43.003
7 -	<b>30.619</b>	95.4	24.985	110.9	36.327	97.1	1:31.931	<b>(3)</b>	92.26	0.092	12:29:14.934
8 -	30.784	97.6	24.534	<b>116.1</b>	IN PIT		1:32.891	<b>P</b>	91.30	1.052	12:30:47.825



**MCRCB BULLETIN TK028**

**2018 Bennetts British Superbike Championship - Round 7**

**2018 Hyundai Construction Equipment British Sidecar Championship with Molson**

**FREE PRACTICE - BEST SECTORS**

SECTOR 1		SECTOR 2		SECTOR 3		IDEAL / BEST COMPARISON		
POS	NO NAME	TIME	NO NAME	TIME	NO NAME	TIME	POS NO NAME	IDEAL BEST DIFF
							PERFECT LAP 1:19.731	
1	29 KERSHAW / CLARK	27.110	16 BIRCHALL / BIRCH	21.372	29 KERSHAW / CLARK	31.249	1 29 KERSHAW / CLARK	1:19.880 1:19.979 0.099
2	16 BIRCHALL / BIRCH	27.278	29 KERSHAW / CLARK	21.521	16 BIRCHALL / BIRCH	31.696	2 16 BIRCHALL / BIRCH	1:20.346 1:20.683 0.337
3	100 STEVENS / CHARL	27.319	100 STEVENS / CHARL	21.663	100 STEVENS / CHARL	31.903	3 100 STEVENS / CHARLW	1:20.885 1:20.885 0.000
4	6 ELLIS / RICHARDS	27.712	6 ELLIS / RICHARDS	21.759	6 ELLIS / RICHARDS	32.077	4 6 ELLIS / RICHARDSOI	1:21.548 1:22.090 0.542
5	60 HOLLAND / WATSC	27.739	34 CHRISTIE / CHRIS	22.273	32 HORSPOLE / CONI	32.696	5 60 HOLLAND / WATSON	1:23.465 1:23.723 0.258
6	34 CHRISTIE / CHRIS	28.258	60 HOLLAND / WATSC	22.432	5 BIGGS / SCHMITZ	32.954	6 34 CHRISTIE / CHRISTI	1:23.912 1:23.968 0.056
7	32 HORSPOLE / CONI	28.686	32 HORSPOLE / CONI	22.530	68 BRYAN / HYDE	33.010	7 32 HORSPOLE / CONNE	1:23.912 1:24.494 0.582
8	5 BIGGS / SCHMITZ	28.704	7 GRAY / PITT	22.974	49 LOVELOCK / LAWF	33.147	8 68 BRYAN / HYDE	1:24.887 1:25.319 0.432
9	68 BRYAN / HYDE	28.847	68 BRYAN / HYDE	23.030	60 HOLLAND / WATSC	33.294	9 5 BIGGS / SCHMITZ	1:24.943 1:24.252 -0.691
10	7 GRAY / PITT	28.967	4 PEACH / EDWARD	23.210	51 GILBERT / TRITTOI	33.352	10 49 LOVELOCK / LAWRE	1:25.708 1:25.708 0.000
11	4 PEACH / EDWARD	29.153	5 BIGGS / SCHMITZ	23.285	34 CHRISTIE / CHRIS	33.381	11 7 GRAY / PITT	1:26.179 1:26.777 0.598
12	51 GILBERT / TRITTOI	29.199	49 LOVELOCK / LAWF	23.361	7 GRAY / PITT	34.238	12 51 GILBERT / TRITTON	1:26.289 1:27.589 1.300
13	49 LOVELOCK / LAWF	29.200	51 GILBERT / TRITTOI	23.738	19 GUY / PILMOOR-BF	34.431	13 4 PEACH / EDWARDS	1:26.934 1:27.212 0.278
14	75 JONES / CHILD	29.793	19 GUY / PILMOOR-BF	23.818	4 PEACH / EDWARD	34.571	14 19 GUY / PILMOOR-BR	1:28.238 1:28.671 0.433
15	19 GUY / PILMOOR-BF	29.989	11 NICHOLLS / COLE	24.062	75 JONES / CHILD	35.064	15 75 JONES / CHILD	1:29.124 1:29.728 0.604
16	92 HILDIGE / HILDIGE	30.619	92 HILDIGE / HILDIGE	24.118	11 NICHOLLS / COLE	35.107	16 11 NICHOLLS / COLE	1:30.235 1:30.674 0.439
17	155 RUSSELL / PARKE	30.710	75 JONES / CHILD	24.267	92 HILDIGE / HILDIGE	35.864	17 92 HILDIGE / HILDIGE	1:30.601 1:31.839 1.238
18	111 CABLE / PAWSEY	30.964	111 CABLE / PAWSEY	24.475	111 CABLE / PAWSEY	35.887	18 155 RUSSELL / PARKER	1:31.193 1:31.333 0.140
19	11 NICHOLLS / COLE	31.066	155 RUSSELL / PARKE	24.535	155 RUSSELL / PARKE	35.948	19 111 CABLE / PAWSEY	1:31.326 1:31.453 0.127

Weather / Track : Sunny / Dry

Results can be found at [www.tsl-timing.com](http://www.tsl-timing.com)

Thrupton  
Circuit Length = 2.3560 miles  
Start: 12:12 Flag 12:32 End: 12:33

Printed - 12:34 Friday, 03 August 2018

**MCRCB BULLETIN TK029****2018 Bennetts British Superbike Championship - Round 7****2018 Hyundai Construction Equipment British Sidecar Championship with Molson****FREE PRACTICE - BEST SPEEDS**

POS	INTERMEDIATE 1			INTERMEDIATE 2			FINISH LINE		
	NO	NAME	MPH	NO	NAME	MPH	NO	NAME	MPH
1	32	HORSPOLE / CONNELL	105.3	29	KERSHAW / CLARK	132.8	29	KERSHAW / CLARK	107.2
2	16	BIRCHALL / BIRCHALL	103.0	32	HORSPOLE / CONNELL	131.5	32	HORSPOLE / CONNELL	106.5
3	75	JONES / CHILD	103.0	68	BRYAN / HYDE	129.0	68	BRYAN / HYDE	103.5
4	6	ELLIS / RICHARDSON	102.4	100	STEVENS / CHARLWOOD	126.3	75	JONES / CHILD	103.0
5	11	NICHOLLS / COLE	101.9	49	LOVELOCK / LAWRENCE	125.6	19	GUY / PILMOOR-BRADY	102.4
6	92	HILDIGE / HILDIGE	101.8	19	GUY / PILMOOR-BRADY	124.9	51	GILBERT / TRITTON	102.2
7	60	HOLLAND / WATSON	101.0	16	BIRCHALL / BIRCHALL	124.7	11	NICHOLLS / COLE	102.2
8	34	CHRISTIE / CHRISTIE	101.0	51	GILBERT / TRITTON	124.5	100	STEVENS / CHARLWOOD	102.1
9	111	CABLE / PAWSEY	100.7	11	NICHOLLS / COLE	123.3	16	BIRCHALL / BIRCHALL	101.9
10	7	GRAY / PITT	100.6	6	ELLIS / RICHARDSON	123.1	49	LOVELOCK / LAWRENCE	101.6
11	51	GILBERT / TRITTON	100.6	34	CHRISTIE / CHRISTIE	122.6	6	ELLIS / RICHARDSON	101.5
12	4	PEACH / EDWARDS	97.2	75	JONES / CHILD	122.6	111	CABLE / PAWSEY	101.5
13				7	GRAY / PITT	121.5	34	CHRISTIE / CHRISTIE	99.2
14				111	CABLE / PAWSEY	120.6	92	HILDIGE / HILDIGE	99.1
15				5	BIGGS / SCHMITZ	120.0	7	GRAY / PITT	98.9
16				60	HOLLAND / WATSON	118.7	5	BIGGS / SCHMITZ	98.2
17				155	RUSSELL / PARKER	117.7	60	HOLLAND / WATSON	97.6
18				4	PEACH / EDWARDS	116.1	4	PEACH / EDWARDS	96.4
19				92	HILDIGE / HILDIGE	116.1	155	RUSSELL / PARKER	95.7

Weather / Track : Sunny / Dry

Results can be found at [www.tsl-timing.com](http://www.tsl-timing.com)Thrupton  
Circuit Length = 2.3560 miles  
Start: 12:12 Flag 12:32 End: 12:33

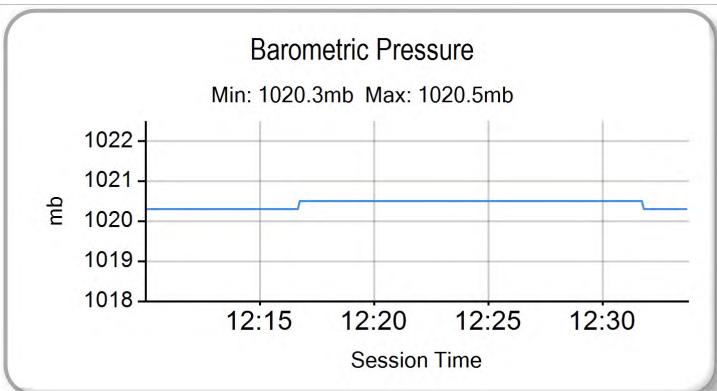
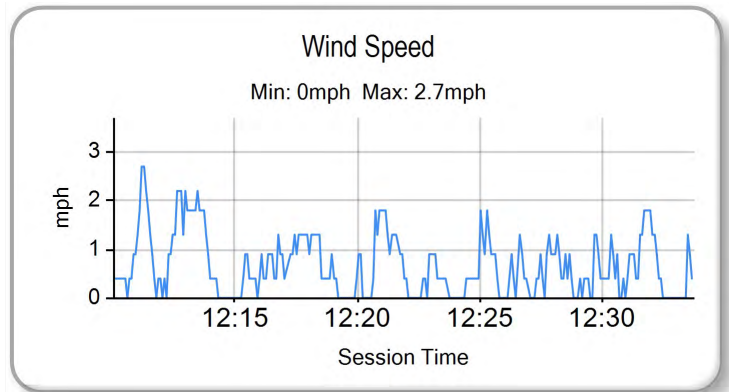
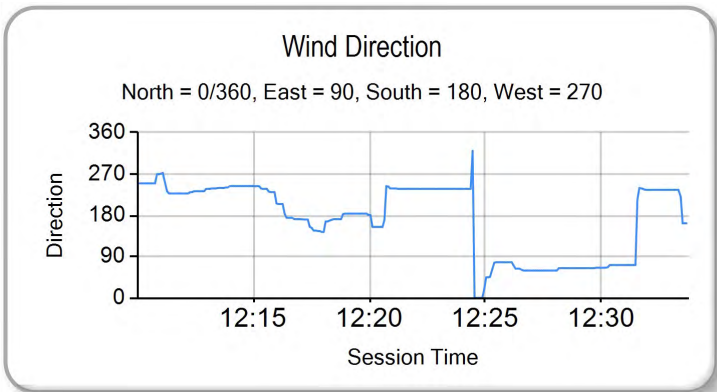
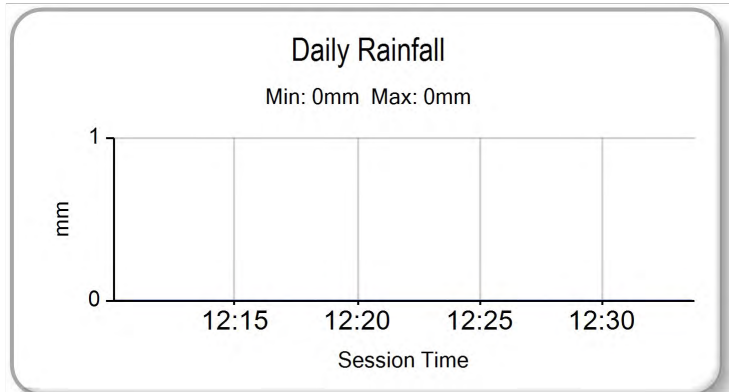
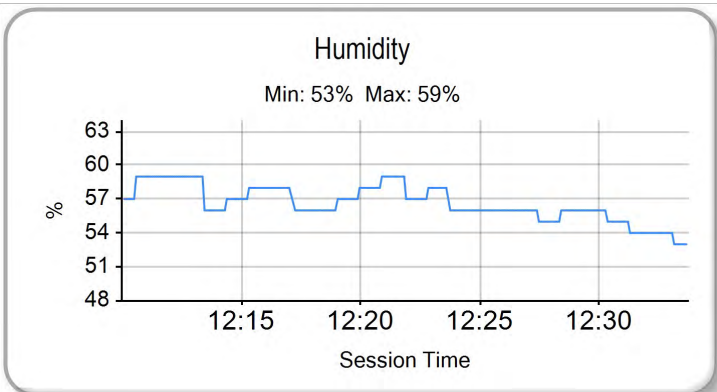
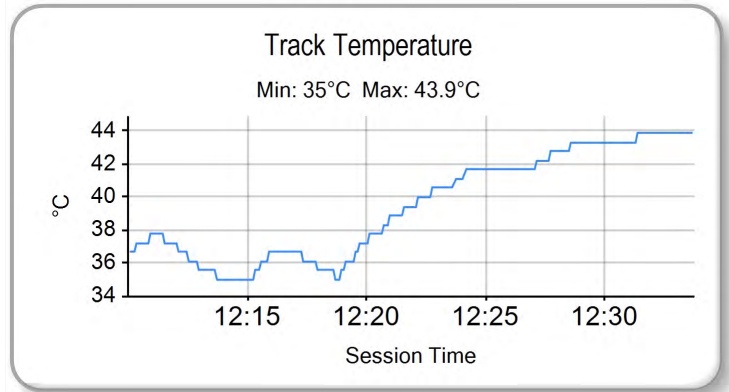
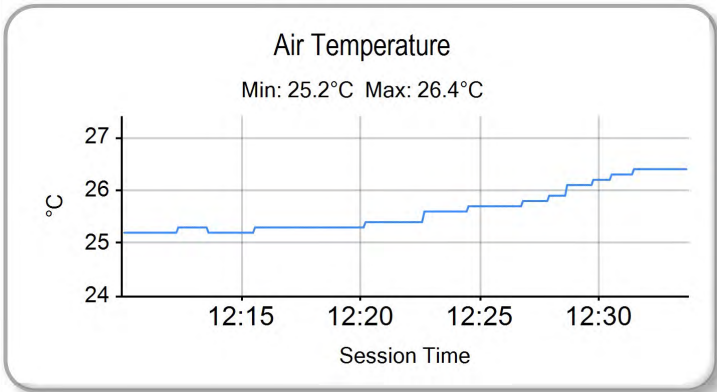
Printed - 12:35 Friday, 03 August 2018

# MCRCB BULLETIN TK030

## 2018 Bennetts British Superbike Championship - Round 7

## 2018 Hyundai Construction Equipment British Sidecar Championship with Molson

### FREE PRACTICE - WEATHER CONDITIONS



Weather / Track : Sunny / Dry

Results can be found at [www.tsl-timing.com](http://www.tsl-timing.com)

Thruxton  
Circuit Length = 2.3560 miles  
Start: 12:12 Flag 12:32 End: 12:33

Printed - 12:35 Friday, 03 August 2018

## QUALIFYING - CLASSIFICATION

POS	NO	CL	PIC NAME	ENTRY	TIME	ON	LAPS	GAP	DIFF	MPH
1	29		1 KERSHAW / CLARK	LCR Kawasaki - Molson & Express Tyre Service	1:19.804	10	11			106.28
2	100	C	1 STEVENS / CHARLWOOD	LCR Kawasaki - Quattro Plant JG Speedfit Kawasaki	1:20.058	3	14	0.254	0.254	105.94
3	16	C	2 BIRCHALL / BIRCHALL	LCR Yamaha - Mitchells of Mansfield	1:20.254	7	8	0.450	0.196	105.68
4	6	C	3 ELLIS / RICHARDSON	LCR Honda - Santander Salt	1:20.527	5	9	0.723	0.273	105.32
5	49		2 LOVELOCK / LAWRENCE	LCR BMW - BB Bikeshop / Phoenix ECIGS	1:22.251	7	10	2.447	1.724	103.11
6	68		3 BRYAN / HYDE	LCR Kawasaki - Bryan Racing	1:23.017	11	12	3.213	0.766	102.16
7	5	C	4 BIGGS / SCHMITZ	LCR Honda - Taurus Tools Ltd	1:23.422	10	12	3.618	0.405	101.67
8	60	WC	1 HOLLAND / WATSON	LCR Yamaha - Team JH Racing	1:23.464	4	7	3.660	0.042	101.62
9	34	WC	2 CHRISTIE / CHRISTIE	LCR Honda - CES Powerbiking	1:23.874	5	9	4.070	0.410	101.12
10	7	C	5 GRAY / PITT	LCR Yamaha - Brian Gray Powerbiking Team	1:24.761	11	12	4.957	0.887	100.06
11	51		4 GILBERT / TRITTON	LCR Yamaha - Draper Racing	1:24.839	4	7	5.035	0.078	99.97
12	4	C	6 PEACH / EDWARDS	LCR Yamaha - Life Safety Motorsport	1:25.023	7	8	5.219	0.184	99.75
13	19		5 GUY / PILMOOR-BRADY	LCR Suzuki - Yangi19motorsport	1:25.138	3	10	5.334	0.115	99.62
14	32		6 HORSPOLE / CONNELL	LCR Kawasaki - Sleaford Quality Foods/Baker Plant Hire	1:25.179	3	7	5.375	0.041	99.57
15	11		7 NICHOLLS / COLE	LCR Kawasaki - Lick Racing	1:26.842	9	12	7.038	1.663	97.66
16	75		8 JONES / NIX	LCR Yamaha - Harvey Fabrication	1:28.300	9	11	8.496	1.458	96.05
17	92		9 HILDIGE / HILDIGE	LCR Suzuki - H&K Racing	1:29.393	11	11	9.589	1.093	94.88
18	111		10 CABLE / PAWSEY	LCR Kawasaki - Cable Racing/L&W Contractors	1:30.594	5	10	10.790	1.201	93.62
19	155	WC	3 RUSSELL / PARKER	Shelbourne Honda - True Heroes Racing / Laguna	1:30.758	7	10	10.954	0.164	93.45

QUALIFYING LAPTIME (115.0% of 1:19.804) = 1:31.774

Weather / Track : Sunny / Dry

These results are provisional until the conclusion of any judicial and technical matters.

Thrupton

Circuit Length = 2.3560 miles

Start: 16:40 Flag 17:00 End: 17:01

Race Director :

Stewards :

Timekeeper :

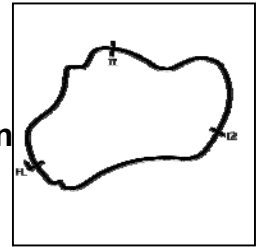
Results can be found at [www.britishsuperbike.com](http://www.britishsuperbike.com)

Printed - 17:02 Friday, 03 August 2018

## 2018 Bennetts British Superbike Championship - Round 7

## 2018 Hyundai Construction Equipment British Sidecar Championship with Molson

## QUALIFYING - SECTOR ANALYSIS



SECTOR 1 = FL to I1, SECTOR 2 = I1 to I2, SECTOR 3 = I2 to FL, DIFF = Difference To Personal Best Lap, P = Crossed Finish Line in Pit Lane, D = Time Disallowed

P1 29		KERSHAW / CLARK				LCR Kawasaki - Molson & Express Tyre Service			
IDEAL LAP TIME : 1:19.700		BEST LAP TIME : 1:19.804		DIFFERENCE : 0.104					
LAP	SECTOR 1	SECTOR 2		SECTOR 3		LAP TIME	MPH	DIFF	TIME OF DAY
1 -	OUTLAP	22.961	127.0	32.847	105.0				16:41:33.408
2 -	27.327	21.377	132.3	31.500	106.6	1:20.204 (3)	105.75	0.400	16:42:53.612
3 -			130.0	IN PIT		1:20.808 P	104.96	1.004	16:44:14.420
4 -	OUTLAP	21.630	132.1	<b>31.466</b>	106.6	3:54.548	36.16	2:34.744	16:48:08.968
5 -			<b>133.4</b>	32.418	<b>106.8</b>	1:20.715	105.08	0.911	16:49:29.683
6 -			130.8	31.616	105.3	1:21.011	104.69	1.207	16:50:50.694
7 -	26.968	21.429	130.5	31.716	103.7	1:20.113 (2)	105.87	0.309	16:52:10.807
8 -	29.936	22.860	129.8	IN PIT		1:24.478 P	100.40	4.674	16:53:35.285
9 -	OUTLAP	22.064	130.0	32.113	104.3	2:54.108	48.71	1:34.304	16:56:29.393
10 -	26.999	<b>21.286</b>	132.1	31.519	105.6	<b>1:19.804 (1)</b>	<b>106.28</b>		<b>16:57:49.197</b>
11 -	<b>26.948</b>	21.567	130.3	IN PIT		1:20.371 P	105.53	0.567	16:59:09.568

P2 100 C		STEVENS / CHARLWOOD				LCR Kawasaki - Quattro Plant JG Speedfit Kawasaki			
IDEAL LAP TIME :		BEST LAP TIME : 1:20.058		DIFFERENCE :					
LAP	SECTOR 1	SECTOR 2		SECTOR 3		LAP TIME	MPH	DIFF	TIME OF DAY
1 -	OUTLAP		120.0	34.277	97.2				16:42:33.521
2 -			125.2	32.506	100.6	1:22.884	102.33	2.826	16:43:56.405
3 -			<b>127.0</b>	<b>31.537</b>	100.9	<b>1:20.058 (1)</b>	<b>105.94</b>		<b>16:45:16.463</b>
4 -			126.3	31.750	101.3	1:20.490 (2)	105.37	0.432	16:46:36.953
5 -			<b>127.0</b>	32.167	100.3	1:20.653	105.16	0.595	16:47:57.606
6 -			125.9	32.087	<b>101.5</b>	1:21.658	103.86	1.600	16:49:19.264
7 -			125.6	31.899	100.7	1:20.859	104.89	0.801	16:50:40.123
8 -			125.9	31.876	100.0	1:20.580 (3)	105.25	0.522	16:52:00.703
9 -			126.6	32.048	100.4	1:21.289	104.33	1.231	16:53:21.992
10 -			125.2	32.167	100.6	1:21.559	103.99	1.501	16:54:43.551
11 -			124.2	32.811	100.7	1:23.917	101.07	3.859	16:56:07.468
12 -			125.2	31.732	100.3	1:20.698	105.10	0.640	16:57:28.166
13 -			126.3	31.852	99.7	1:20.851	104.90	0.793	16:58:49.017
14 -			122.9	IN PIT		1:26.024 P	98.59	5.966	17:00:15.041

P3 16 C		BIRCHALL / BIRCHALL				LCR Yamaha - Mitchells of Mansfield				
IDEAL LAP TIME : 1:20.092		BEST LAP TIME : 1:20.254		DIFFERENCE : 0.162						
LAP	SECTOR 1	SECTOR 2		SECTOR 3		LAP TIME	MPH	DIFF	TIME OF DAY	
1 -	OUTLAP	102.7	21.700	125.6	32.468	99.2			16:41:28.332	
2 -	27.273	102.2	21.467	125.6	32.069	98.8	1:20.809 (2)	104.95	0.555	16:42:49.141
3 -	27.489	100.4	21.402	124.7	32.730	98.1	1:21.621	103.91	1.367	16:44:10.762
4 -	27.779	100.3	22.245	123.1	IN PIT		1:21.569 P	103.98	1.315	16:45:32.331
5 -	OUTLAP	100.1	22.315	125.4	IN PIT		10:28.599 P	13.49	9:08.345	16:56:00.930
6 -	OUTLAP	<b>102.9</b>	21.418	126.1	32.039	<b>100.0</b>	1:56.256	72.95	36.002	16:57:57.186
7 -	27.044	101.5	<b>21.292</b>	<b>126.3</b>	<b>31.918</b>	<b>100.0</b>	<b>1:20.254 (1)</b>	<b>105.68</b>		<b>16:59:17.440</b>
8 -	<b>26.882</b>	102.2	21.584	124.0	32.480	99.4	1:20.946 (3)	104.78	0.692	17:00:38.386

P4 6 C		ELLIS / RICHARDSON				LCR Honda - Santander Salt			
IDEAL LAP TIME : 1:20.462		BEST LAP TIME : 1:20.527		DIFFERENCE : 0.065					
LAP	SECTOR 1	SECTOR 2		SECTOR 3		LAP TIME	MPH	DIFF	TIME OF DAY
1 -	OUTLAP	22.045	124.2	32.917	98.9				16:41:30.862
2 -	27.871	21.527	120.9	32.346	99.2	1:21.744	103.75	1.217	16:42:52.606
3 -	27.556	<b>21.383</b>	<b>124.7</b>	31.949	<b>99.7</b>	1:20.888 (2)	104.85	0.361	16:44:13.494
4 -	27.224	21.540	124.2	32.202	98.9	1:20.966 (3)	104.75	0.439	16:45:34.460
5 -	<b>27.195</b>	21.448	122.6	<b>31.884</b>	99.4	<b>1:20.527 (1)</b>	<b>105.32</b>		<b>16:46:54.987</b>
6 -	28.222	22.572	118.9	IN PIT		1:23.919 P	101.06	3.392	16:48:18.906
7 -	OUTLAP	22.157	123.5	32.507	99.5	7:43.262	18.30	6:22.735	16:56:02.168
8 -	27.450	21.470	122.2	32.273	98.6	1:21.193	104.46	0.666	16:57:23.361
9 -	29.487	23.197	115.7	IN PIT		1:25.812 P	98.83	5.285	16:58:49.173

Weather / Track : Sunny / Dry

Thruxton

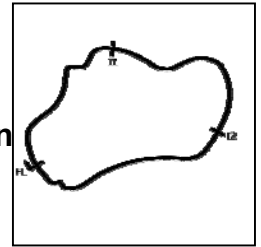
Circuit Length = 2.3560 miles

Start: 16:40 Flag 17:00 End: 17:01

## 2018 Bennetts British Superbike Championship - Round 7

## 2018 Hyundai Construction Equipment British Sidecar Championship with Molson

## QUALIFYING - SECTOR ANALYSIS



SECTOR 1 = FL to I1, SECTOR 2 = I1 to I2, SECTOR 3 = I2 to FL, DIFF = Difference To Personal Best Lap, P = Crossed Finish Line in Pit Lane, D = Time Disallowed

P5 49		LOVELOCK / LAWRENCE				LCR BMW - BB Bikeshop / Phoenix ECIGS			
IDEAL LAP TIME : 1:21.746		BEST LAP TIME : 1:22.251		DIFFERENCE : 0.505					
LAP	SECTOR 1	SECTOR 2		SECTOR 3		LAP TIME	MPH	DIFF	TIME OF DAY
1 -	OUTLAP	24.274	122.9	34.921	100.7				16:41:53.585
2 -	30.065	23.491	124.7	34.026	95.8	1:27.582	96.84	5.331	16:43:21.167
3 -	29.524	23.795	122.4	IN PIT		1:27.399 P	97.04	5.148	16:44:48.566
4 -	OUTLAP	24.668	124.0	34.106	103.0	4:02.245	35.01	2:39.994	16:48:50.811
5 -	28.855	22.372	129.0	33.245	104.3	1:24.472	100.40	2.221	16:50:15.283
6 -	28.109	22.062	129.0	32.774	104.5	1:22.945	102.25	0.694	16:51:38.228
7 -	27.971	22.207	127.8	<b>32.073</b>	<b>104.8</b>	<b>1:22.251 (1)</b>	<b>103.11</b>		<b>16:53:00.479</b>
8 -	27.850	21.890	128.3	32.530	103.8	1:22.270 (2)	103.09	0.019	16:54:22.749
9 -	<b>27.806</b>	<b>21.867</b>	<b>129.3</b>	33.181	81.4	1:22.854 (3)	102.36	0.603	16:55:45.603
10 -	32.494	25.262	112.0	IN PIT		1:36.209 P	88.15	13.958	16:57:21.812

P6 68		BRYAN / HYDE				LCR Kawasaki - Bryan Racing			
IDEAL LAP TIME : 1:22.934		BEST LAP TIME : 1:23.017		DIFFERENCE : 0.083					
LAP	SECTOR 1	SECTOR 2		SECTOR 3		LAP TIME	MPH	DIFF	TIME OF DAY
1 -	OUTLAP	23.516	128.8	33.311	<b>103.8</b>				16:41:34.962
2 -	29.061	22.690	128.5	32.915	103.7	1:24.666	100.17	1.649	16:42:59.628
3 -	28.461	22.342	128.8	33.059	103.2	1:23.862	101.13	0.845	16:44:23.490
4 -	28.257	22.441	127.8	33.096	101.8	1:23.794	101.21	0.777	16:45:47.284
5 -	28.127	22.556	127.8	32.965	102.9	1:23.648 (3)	101.39	0.631	16:47:10.932
6 -	28.458	<b>22.286</b>	127.8	33.044	101.2	1:23.788	101.22	0.771	16:48:34.720
7 -	28.172	22.602	125.9	33.085	102.9	1:23.859	101.14	0.842	16:49:58.579
8 -	29.816	24.743	116.1	IN PIT		1:29.701 P	94.55	6.684	16:51:28.280
9 -	OUTLAP	22.982	125.6	34.241	103.5	5:38.806	25.03	4:15.789	16:57:07.086
10 -	28.203	22.339	<b>131.0</b>	32.911	103.7	1:23.453 (2)	101.63	0.436	16:58:30.539
11 -	27.891	22.350	128.8	<b>32.776</b>	103.0	<b>1:23.017 (1)</b>	<b>102.16</b>		<b>16:59:53.556</b>
12 -	<b>27.872</b>	22.429	127.3	33.819	100.3	1:24.120	100.82	1.103	17:01:17.676

P7 5 C		BIGGS / SCHMITZ				LCR Honda - Taurus Tools Ltd			
IDEAL LAP TIME :		BEST LAP TIME : 1:23.422		DIFFERENCE :					
LAP	SECTOR 1	SECTOR 2		SECTOR 3		LAP TIME	MPH	DIFF	TIME OF DAY
1 -	<b>OUTLAP</b>		117.7	35.216	95.4				16:41:38.997
2 -			119.8	34.019	95.0	1:26.447	98.11	3.025	16:43:05.444
3 -			<b>120.6</b>	33.514	97.2	1:25.155	99.60	1.733	16:44:30.599
4 -			119.8	33.365	95.5	1:24.818	99.99	1.396	16:45:55.417
5 -			120.2	33.077	95.7	1:24.331	100.57	0.909	16:47:19.748
6 -			117.7	IN PIT		1:27.161 P	97.30	3.739	16:48:46.909
7 -	<b>OUTLAP</b>		118.1	34.222	97.3	5:09.508	27.40	3:46.086	16:53:56.417
8 -			119.6	33.061	97.2	1:24.096	100.85	0.674	16:55:20.513
9 -			<b>120.6</b>	33.728	96.0	1:24.647	100.19	1.225	16:56:45.160
10 -			120.4	32.754	97.2	<b>1:23.422 (1)</b>	<b>101.67</b>		<b>16:58:08.582</b>
11 -			120.4	33.431	<b>98.2</b>	1:24.038 (3)	100.92	0.616	16:59:32.620
12 -			120.0	<b>32.598</b>	97.2	1:23.881 (2)	101.11	0.459	17:00:56.501

P8 60 WC		HOLLAND / WATSON				LCR Yamaha - Team JH Racing				
IDEAL LAP TIME : 1:23.101		BEST LAP TIME : 1:23.464		DIFFERENCE : 0.363						
LAP	SECTOR 1	SECTOR 2		SECTOR 3		LAP TIME	MPH	DIFF	TIME OF DAY	
1 -	OUTLAP	99.8	24.689	118.3	34.783	<b>98.2</b>			16:41:52.614	
2 -	29.283	98.3	23.364	118.7	33.720	97.1	1:26.367	98.20	2.903	16:43:18.981
3 -	27.982	<b>101.8</b>	22.484	118.9	33.405	97.3	1:23.871 (3)	101.12	0.407	16:44:42.852
4 -	27.970	101.3	22.471	<b>119.1</b>	<b>33.023</b>	96.9	<b>1:23.464 (1)</b>	<b>101.62</b>		<b>16:46:06.316</b>
5 -	<b>27.795</b>	100.1	22.654	118.9	33.034	95.4	1:23.483 (2)	101.59	0.019	16:47:29.799
6 -	27.903	100.4	<b>22.283</b>	118.3	33.821	85.5	1:24.007	100.96	0.543	16:48:53.806
7 -	34.963	80.9	27.108	105.1	IN PIT		1:38.579 P	86.03	15.115	16:50:32.385

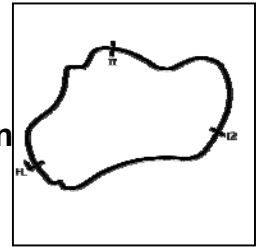
Weather / Track : Sunny / Dry

Thruxton

Circuit Length = 2.3560 miles

Start: 16:40 Flag 17:00 End: 17:01

## QUALIFYING - SECTOR ANALYSIS



SECTOR 1 = FL to I1, SECTOR 2 = I1 to I2, SECTOR 3 = I2 to FL, DIFF = Difference To Personal Best Lap, P = Crossed Finish Line in Pit Lane, D = Time Disallowed

P9 34 WC		CHRISTIE / CHRISTIE					LCR Honda - CES Powerbiking			
IDEAL LAP TIME : 1:23.815		BEST LAP TIME : 1:23.874			DIFFERENCE : 0.059					
LAP	SECTOR 1	SECTOR 2		SECTOR 3		LAP TIME	MPH	DIFF	TIME OF DAY	
1 -	OUTLAP	97.3	23.707	120.2	34.523	96.6			16:42:28.186	
2 -	28.875	101.3	22.583	122.0	33.666	98.2	1:25.124	99.63	1.250	16:43:53.310
3 -	28.067	100.3	22.659	122.0	33.441	<b>98.9</b>	1:24.167 (3)	100.77	0.293	16:45:17.477
4 -	28.232	101.0	22.489	<b>122.2</b>	33.759	98.3	1:24.480	100.39	0.606	16:46:41.957
5 -	<b>27.996</b>	101.0	<b>22.462</b>	121.5	33.416	98.3	<b>1:23.874 (1)</b>	<b>101.12</b>		<b>16:48:05.831</b>
6 -	28.264	101.3	22.711	121.1	IN PIT		1:22.873 P	102.34		16:49:28.704
7 -	OUTLAP	97.2	24.376	116.7	34.289	96.9	8:10.045	17.30	6:46.171	16:57:38.749
8 -	28.066	101.0	22.643	<b>122.2</b>	<b>33.357</b>	97.8	1:24.066 (2)	100.89	0.192	16:59:02.815
9 -	28.154	<b>101.8</b>	22.883	120.4	33.432	97.8	1:24.469	100.41	0.595	17:00:27.284

P10 7 C		GRAY / PITT					LCR Yamaha - Brian Gray Powerbiking Team			
IDEAL LAP TIME : 1:24.490		BEST LAP TIME : 1:24.761			DIFFERENCE : 0.271					
LAP	SECTOR 1	SECTOR 2		SECTOR 3		LAP TIME	MPH	DIFF	TIME OF DAY	
1 -	OUTLAP	96.2	24.909	118.1	35.613	96.5				16:41:46.489
2 -	29.130	100.4	22.996	119.1	34.615	97.3	1:26.741	97.78	1.980	16:43:13.230
3 -	28.786	99.8	23.047	119.6	34.458	97.6	1:26.291	98.29	1.530	16:44:39.521
4 -	28.815	101.2	22.759	119.8	34.124	97.6	1:25.698	98.97	0.937	16:46:05.219
5 -	28.655	100.7	22.717	119.6	33.951	97.3	1:25.323	99.40	0.562	16:47:30.542
6 -	28.386	100.0	22.628	122.0	34.027	96.6	1:25.041 (3)	99.73	0.280	16:48:55.583
7 -	29.342	97.5	22.742	119.1	IN PIT		1:25.801 P	98.85	1.040	16:50:21.384
8 -	OUTLAP	98.8	23.477	120.4	34.683	97.2	5:18.091	26.66	3:53.330	16:55:39.475
9 -	28.397	100.1	<b>22.404</b>	120.0	34.607	97.1	1:25.408	99.30	0.647	16:57:04.883
10 -	28.491	99.7	22.497	122.6	33.901	97.1	1:24.889 (2)	99.91	0.128	16:58:29.772
11 -	<b>28.267</b>	<b>101.5</b>	22.675	122.9	<b>33.819</b>	<b>98.6</b>	<b>1:24.761 (1)</b>	<b>100.06</b>		<b>16:59:54.533</b>
12 -	28.408	100.9	22.548	<b>123.1</b>	34.408	95.7	1:25.364	99.35	0.603	17:01:19.897

P11 51		GILBERT / TRITTON					LCR Yamaha - Draper Racing			
IDEAL LAP TIME : 1:24.668		BEST LAP TIME : 1:24.839			DIFFERENCE : 0.171					
LAP	SECTOR 1	SECTOR 2		SECTOR 3		LAP TIME	MPH	DIFF	TIME OF DAY	
1 -	OUTLAP	94.9	24.725	119.1	35.742	99.5				16:41:50.351
2 -	31.720	96.2	23.850	124.0	33.385	98.9	1:28.955	95.34	4.116	16:43:19.306
3 -	28.739	<b>101.5</b>	23.033	<b>126.6</b>	33.183	<b>100.6</b>	1:24.955 (2)	99.83	0.116	16:44:44.261
4 -	<b>28.513</b>	99.4	23.195	122.4	<b>33.131</b>	99.4	<b>1:24.839 (1)</b>	<b>99.97</b>		<b>16:46:09.100</b>
5 -	29.040	97.5	<b>23.024</b>	121.3	33.783	98.6	1:25.847	98.79	1.008	16:47:34.947
6 -	28.617	99.1	23.081	121.7	33.704	98.8	1:25.402 (3)	99.31	0.563	16:49:00.349
7 -	28.831	98.3	23.192	122.9	IN PIT		1:27.620 P	96.79	2.781	16:50:27.969

P12 4 C		PEACH / EDWARDS					LCR Yamaha - Life Safety Motorsport			
IDEAL LAP TIME : 1:24.939		BEST LAP TIME : 1:25.023			DIFFERENCE : 0.084					
LAP	SECTOR 1	SECTOR 2		SECTOR 3		LAP TIME	MPH	DIFF	TIME OF DAY	
1 -	OUTLAP	97.2	23.009	114.7	34.962	95.3				16:41:35.114
2 -	28.713	95.7	23.287	<b>117.9</b>	<b>33.978</b>	96.1	1:25.978 (3)	98.64	0.955	16:43:01.092
3 -	28.746	96.6	22.651	<b>117.9</b>	34.635	96.1	1:26.032	98.58	1.009	16:44:27.124
4 -	31.008	95.5	24.115	110.7	IN PIT		1:30.691 P	93.52	5.668	16:45:57.815
5 -	OUTLAP	93.8	24.224	115.1	36.961	95.7	5:36.020	25.24	4:10.997	16:51:33.835
6 -	28.423	95.1	<b>22.627</b>	117.5	34.248	96.0	1:25.298 (2)	99.43	0.275	16:52:59.133
7 -	<b>28.334</b>	<b>98.2</b>	22.639	115.7	34.050	<b>96.8</b>	<b>1:25.023 (1)</b>	<b>99.75</b>		<b>16:54:24.156</b>
8 -	32.280	92.3	24.193	114.9	IN PIT		1:34.381 P	89.86	9.358	16:55:58.537

P13 19		GUY / PILMOOR-BRADY					LCR Suzuki - Yangi19motorsport			
IDEAL LAP TIME :		BEST LAP TIME : 1:25.138			DIFFERENCE :					
LAP	SECTOR 1	SECTOR 2		SECTOR 3		LAP TIME	MPH	DIFF	TIME OF DAY	
1 -	<b>OUTLAP</b>		123.8	34.707	103.0					16:41:43.247
2 -			128.8	33.396	103.0		1:25.952	98.67	0.814	16:43:09.199
3 -			128.8	<b>33.260</b>	<b>103.5</b>		<b>1:25.138 (1)</b>	<b>99.62</b>		<b>16:44:34.337</b>
4 -			<b>130.5</b>	33.779	102.9		1:25.392 (2)	99.32	0.254	16:45:59.729

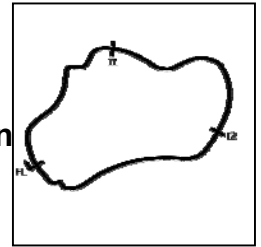
Weather / Track : Sunny / Dry

Thruxton

Circuit Length = 2.3560 miles

Start: 16:40 Flag 17:00 End: 17:01

QUALIFYING - SECTOR ANALYSIS



SECTOR 1 = FL to I1, SECTOR 2 = I1 to I2, SECTOR 3 = I2 to FL, DIFF = Difference To Personal Best Lap, P = Crossed Finish Line in Pit Lane, D = Time Disallowed

5 -		128.3		34.405	100.6	1:26.233	98.35	1.095	16:47:25.962
6 -		128.8		33.814	102.2	1:25.843	98.80	0.705	16:48:51.805
7 -		128.3		33.818	102.4	1:25.720 (3)	98.94	0.582	16:50:17.525
8 -		117.5		IN PIT		1:30.177 P	94.05	5.039	16:51:47.702
9 -	<b>OUTLAP</b>	124.0		34.707	101.2	7:41.339	18.38	6:16.201	16:59:29.041
10 -		127.8		33.744	99.5	1:26.034	98.58	0.896	17:00:55.075

<b>P14 32</b>	<b>HORSPOLE / CONNELL</b>				LCR Kawasaki - Sleaford Quality Foods/Baker Plant Hire					
IDEAL LAP TIME : 1:24.658		BEST LAP TIME : 1:25.179		DIFFERENCE : 0.521						
LAP	SECTOR 1	SECTOR 2	SECTOR 3	LAP TIME	MPH	DIFF	TIME OF DAY			
1 -	OUTLAP	101.2	24.170	127.8	34.502	101.9			16:41:42.546	
2 -	29.452	<b>105.1</b>	23.120	<b>130.3</b>	33.350	<b>104.2</b>	1:25.922 (3)	98.71	0.743	16:43:08.468
3 -	28.993	104.2	23.016	129.3	<b>33.170</b>	103.4	<b>1:25.179 (1)</b>	<b>99.57</b>		<b>16:44:33.647</b>
4 -	<b>28.750</b>	101.8	<b>22.738</b>	129.5	34.177	101.6	1:25.665 (2)	99.00	0.486	16:45:59.312
5 -	29.007	102.7	22.786	128.5	IN PIT		1:24.957 P	99.83		16:47:24.269
6 -	OUTLAP	97.9	23.679	126.8	33.802	101.6	3:46.529	37.44	2:21.350	16:51:10.798
7 -	29.409	99.2	23.838	123.1	IN PIT		1:31.282 P	92.91	6.103	16:52:42.080

<b>P15 11</b>	<b>NICHOLLS / COLE</b>				LCR Kawasaki - Lick Racing					
IDEAL LAP TIME : 1:26.444		BEST LAP TIME : 1:26.842		DIFFERENCE : 0.398						
LAP	SECTOR 1	SECTOR 2	SECTOR 3	LAP TIME	MPH	DIFF	TIME OF DAY			
1 -	OUTLAP	102.2	25.315	122.4	36.557	100.4				16:41:54.783
2 -	30.284		23.353	<b>130.5</b>	34.570	104.8	1:28.207	96.15	1.365	16:43:22.990
3 -	30.536		23.583	129.3	34.151	<b>105.0</b>	1:28.270	96.08	1.428	16:44:51.260
4 -	29.599	<b>106.3</b>	23.446	129.3	34.288	102.2	1:27.333 (3)	97.11	0.491	16:46:18.593
5 -	29.969		23.419	125.2	<b>33.857</b>	104.0	1:27.245 (2)	97.21	0.403	16:47:45.838
6 -	<b>29.504</b>		23.477	125.2	34.391	102.7	1:27.372	97.07	0.530	16:49:13.210
7 -	30.836		25.260	115.1	IN PIT		1:34.603 P	89.65	7.761	16:50:47.813
8 -	OUTLAP	99.7	24.376	121.7	35.703	102.9	4:21.139	32.47	2:54.297	16:55:08.952
9 -	29.803		<b>23.083</b>	125.4	33.956	101.8	<b>1:26.842 (1)</b>	<b>97.66</b>		<b>16:56:35.794</b>
10 -	29.570		23.722	125.9	34.428	101.8	1:27.720	96.68	0.878	16:58:03.514
11 -	30.250		23.864	124.9	34.535	93.9	1:28.649	95.67	1.807	16:59:32.163
12 -	36.769	92.0	26.451	109.8	IN PIT		1:47.362 P	79.00	20.520	17:01:19.525

<b>P16 75</b>	<b>JONES / NIX</b>				LCR Yamaha - Harvey Fabrication					
IDEAL LAP TIME : 1:28.300		BEST LAP TIME : 1:28.300		DIFFERENCE : 0.000						
LAP	SECTOR 1	SECTOR 2	SECTOR 3	LAP TIME	MPH	DIFF	TIME OF DAY			
1 -	OUTLAP	98.3	26.200	114.3	36.562	101.3				16:41:55.338
2 -	30.788	99.5	25.346	121.1	35.602	101.6	1:31.736	92.45	3.436	16:43:27.074
3 -	30.243	100.3	24.217	121.7	35.032	<b>102.7</b>	1:29.492	94.77	1.192	16:44:56.566
4 -	29.942	101.8	24.105	<b>124.0</b>	34.962	100.6	1:29.009 (3)	95.28	0.709	16:46:25.575
5 -	29.739	101.3	23.795	122.6	IN PIT		1:27.876 P	96.51		16:47:53.451
6 -	OUTLAP	97.6	25.995	118.1	36.170	100.1	5:52.175	24.08	4:23.875	16:53:45.626
7 -	30.670	101.0	24.256	119.1	35.493	101.0	1:30.419	93.80	2.119	16:55:16.045
8 -	29.931	<b>102.1</b>	24.269	113.7	35.268	101.5	1:29.468	94.80	1.168	16:56:45.513
9 -	<b>29.709</b>	100.3	<b>23.672</b>	123.5	<b>34.919</b>	100.6	<b>1:28.300 (1)</b>	<b>96.05</b>		<b>16:58:13.813</b>
10 -	29.870	99.5	24.149	121.3	34.950	101.0	1:28.969 (2)	95.33	0.669	16:59:42.782
11 -	31.744	97.9	25.026	117.3	IN PIT		1:42.862 P	82.45	14.562	17:01:25.644

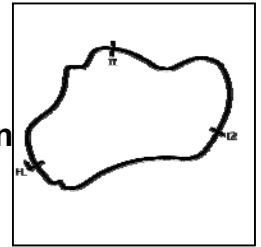
<b>P17 92</b>	<b>HILDIGE / HILDIGE</b>				LCR Suzuki - H&K Racing					
IDEAL LAP TIME : 1:29.271		BEST LAP TIME : 1:29.393		DIFFERENCE : 0.122						
LAP	SECTOR 1	SECTOR 2	SECTOR 3	LAP TIME	MPH	DIFF	TIME OF DAY			
1 -	OUTLAP	98.6	24.638	118.3	36.723	97.2				16:41:56.773
2 -	31.167	100.0	24.789	117.3	35.478	99.5	1:31.434	92.76	2.041	16:43:28.207
3 -	30.919	99.8	24.409	121.1	35.154	102.1	1:30.482	93.73	1.089	16:44:58.689
4 -	30.823	<b>102.2</b>	24.192	122.4	35.407	96.6	1:30.422 (3)	93.80	1.029	16:46:29.111
5 -	30.741	100.3	<b>23.904</b>	121.5	35.146	96.4	1:29.791 (2)	94.45	0.398	16:47:58.902
6 -	31.083	100.6	24.128	117.5	35.418	101.8	1:30.629	93.58	1.236	16:49:29.531
7 -	30.743	100.9	24.179	<b>124.9</b>	35.628	<b>102.7</b>	1:30.550	93.66	1.157	16:51:00.081
8 -	31.438	95.8	25.174	110.7	IN PIT		1:35.081 P	89.20	5.688	16:52:35.162

Weather / Track : Sunny / Dry

Thruxton  
Circuit Length = 2.3560 miles  
Start: 16:40 Flag 17:00 End: 17:01



QUALIFYING - SECTOR ANALYSIS



SECTOR 1 = FL to I1, SECTOR 2 = I1 to I2, SECTOR 3 = I2 to FL, DIFF = Difference To Personal Best Lap, P = Crossed Finish Line in Pit Lane, D = Time Disallowed

9 -	OUTLAP	98.9	24.656	116.9	35.769	97.5	5:07.530	27.57	3:38.137	16:57:42.692
10 -	30.845	97.5	24.301	120.2	35.929	99.5	1:31.075	93.12	1.682	16:59:13.767
11 -	<b>30.371</b>	99.7	24.026	122.9	<b>34.996</b>	100.9	<b>1:29.393 (1)</b>	<b>94.88</b>		<b>17:00:43.160</b>

<b>P18 111</b>		<b>CABLE / PAWSEY</b>					LCR Kawasaki - Cable Racing/L&W Contractors			
IDEAL LAP TIME : 1:30.302		BEST LAP TIME : 1:30.594			DIFFERENCE : 0.292					
LAP	SECTOR 1	SECTOR 2		SECTOR 3		LAP TIME	MPH	DIFF	TIME OF DAY	
1 -	OUTLAP	95.8	26.268	112.2	37.625	101.2				16:41:49.534
2 -	32.159	99.1	25.021	118.5	36.070	<b>103.2</b>	1:33.250	90.95	2.656	16:43:22.784
3 -	31.715	101.8	24.287	123.1	35.768	101.6	1:31.770	92.42	1.176	16:44:54.554
4 -	31.407	101.5	24.303	121.7	36.011	100.6	1:31.721	92.47	1.127	16:46:26.275
5 -	31.081	<b>102.6</b>	23.953	<b>124.7</b>	<b>35.560</b>	101.3	<b>1:30.594 (1)</b>	<b>93.62</b>		<b>16:47:56.869</b>
6 -	<b>30.843</b>	101.8	24.330	119.6	35.886	101.0	1:31.059 <b>(2)</b>	93.14	0.465	16:49:27.928
7 -	31.112	101.5	<b>23.899</b>	122.6	IN PIT		1:29.294 <b>P</b>	94.98		16:50:57.222
8 -	OUTLAP	97.8	25.759	113.3	37.751	100.3	6:01.354	23.47	4:30.760	16:56:58.576
9 -	31.126	101.8	24.398	122.2	36.336	99.2	1:31.860	92.33	1.266	16:58:30.436
10 -	31.135	100.4	24.600	116.9	35.859	99.5	1:31.594 <b>(3)</b>	92.60	1.000	17:00:02.030

<b>P19 155 WC</b>		<b>RUSSELL / PARKER</b>					Shelbourne Honda - True Heroes Racing / Laguna			
IDEAL LAP TIME : 1:29.701		BEST LAP TIME : 1:30.758			DIFFERENCE : 1.057					
LAP	SECTOR 1	SECTOR 2		SECTOR 3		LAP TIME	MPH	DIFF	TIME OF DAY	
1 -	OUTLAP		115.9	36.386	95.1					16:41:51.984
2 -			118.5	36.110	95.4	1:31.929	92.26	1.171		16:43:23.913
3 -			118.7	35.738	<b>95.7</b>	1:31.159 <b>(2)</b>	93.04	0.401		16:44:55.072
4 -			<b>119.6</b>	35.809	94.7	1:31.996	92.19	1.238		16:46:27.068
5 -			117.7	35.854	94.5	1:31.379 <b>(3)</b>	92.81	0.621		16:47:58.447
6 -			117.3	36.506	95.0	1:31.521	92.67	0.763		16:49:29.968
7 -	30.875	24.205	119.4	<b>35.678</b>	95.1	<b>1:30.758 (1)</b>	<b>93.45</b>			<b>16:51:00.726</b>
8 -			107.2	IN PIT		1:35.611 <b>P</b>	88.70	4.853		16:52:36.337
9 -	OUTLAP		116.5	35.846	93.9	5:03.703	27.92	3:32.945		16:57:40.040
10 -	<b>30.079</b>	<b>23.944</b>	116.7	IN PIT		1:28.509 <b>P</b>	95.82			16:59:08.549

**MCRCB BULLETIN TK067****2018 Bennetts British Superbike Championship - Round 7****2018 Hyundai Construction Equipment British Sidecar Championship with Molson****QUALIFYING - BEST SECTORS**

SECTOR 1			SECTOR 2			SECTOR 3			IDEAL / BEST COMPARISON						
POS	NO	NAME	TIME	NO	NAME	TIME	NO	NAME	TIME	POS	NO	NAME	IDEAL	BEST	DIFF
													<b>PERFECT LAP</b>	<b>1:19.634</b>	
1	16	BIRCHALL / BIRCH	26.882	29	KERSHAW / CLARK	21.286	29	KERSHAW / CLARK	31.466	1	29	KERSHAW / CLARK	1:19.700	1:19.804	0.104
2	29	KERSHAW / CLARK	26.948	16	BIRCHALL / BIRCH	21.292	100	STEVENS / CHARL	31.537	2	16	BIRCHALL / BIRCHAI	1:20.092	1:20.254	0.162
3	6	ELLIS / RICHARDS	27.195	6	ELLIS / RICHARDS	21.383	6	ELLIS / RICHARDS	31.884	3	6	ELLIS / RICHARDSOI	1:20.462	1:20.527	0.065
4	60	HOLLAND / WATSC	27.795	49	LOVELOCK / LAWF	21.867	16	BIRCHALL / BIRCH	31.918	4	49	LOVELOCK / LAWRE	1:21.746	1:22.251	0.505
5	49	LOVELOCK / LAWR	27.806	60	HOLLAND / WATSC	22.283	49	LOVELOCK / LAWR	32.073	5	68	BRYAN / HYDE	1:22.934	1:23.017	0.083
6	68	BRYAN / HYDE	27.872	68	BRYAN / HYDE	22.286	5	BIGGS / SCHMITZ	32.598	6	60	HOLLAND / WATSON	1:23.101	1:23.464	0.363
7	34	CHRISTIE / CHRIS	27.996	7	GRAY / PITT	22.404	68	BRYAN / HYDE	32.776	7	34	CHRISTIE / CHRISTIE	1:23.815	1:23.874	0.059
8	7	GRAY / PITT	28.267	34	CHRISTIE / CHRIS	22.462	60	HOLLAND / WATSC	33.023	8	7	GRAY / PITT	1:24.490	1:24.761	0.271
9	4	PEACH / EDWARD	28.334	4	PEACH / EDWARD	22.627	51	GILBERT / TRITTOI	33.131	9	32	HORSPOLE / CONNE	1:24.658	1:25.179	0.521
10	51	GILBERT / TRITTOI	28.513	32	HORSPOLE / CONI	22.738	32	HORSPOLE / CONI	33.170	10	51	GILBERT / TRITTON	1:24.668	1:24.839	0.171
11	32	HORSPOLE / CONI	28.750	51	GILBERT / TRITTOI	23.024	19	GUY / PILMOOR-BF	33.260	11	4	PEACH / EDWARDS	1:24.939	1:25.023	0.084
12	11	NICHOLLS / COLE	29.504	11	NICHOLLS / COLE	23.083	34	CHRISTIE / CHRIS	33.357	12	11	NICHOLLS / COLE	1:26.444	1:26.842	0.398
13	75	JONES / NIX	29.709	75	JONES / NIX	23.672	7	GRAY / PITT	33.819	13	75	JONES / NIX	1:28.300	1:28.300	0.000
14	155	RUSSELL / PARKE	30.079	111	CABLE / PAWSEY	23.899	11	NICHOLLS / COLE	33.857	14	92	HILDIGE / HILDIGE	1:29.271	1:29.393	0.122
15	92	HILDIGE / HILDIGE	30.371	92	HILDIGE / HILDIGE	23.904	4	PEACH / EDWARD	33.978	15	155	RUSSELL / PARKER	1:29.701	1:30.758	1.057
16	111	CABLE / PAWSEY	30.843	155	RUSSELL / PARKE	23.944	75	JONES / NIX	34.919	16	111	CABLE / PAWSEY	1:30.302	1:30.594	0.292
17							92	HILDIGE / HILDIGE	34.996	17	100	STEVENS / CHARLW		1:20.058	
18							111	CABLE / PAWSEY	35.560	18	5	BIGGS / SCHMITZ		1:23.422	
19							155	RUSSELL / PARKE	35.678	19	19	GUY / PILMOOR-BRA		1:25.138	

Weather / Track : Sunny / Dry

Thruxton

Circuit Length = 2.3560 miles

Start: 16:40 Flag 17:00 End: 17:01

Results can be found at [www.tsl-timing.com](http://www.tsl-timing.com)

Printed - 17:04 Friday, 03 August 2018

**MCRCB BULLETIN TK068****2018 Bennetts British Superbike Championship - Round 7****2018 Hyundai Construction Equipment British Sidecar Championship with Molson****QUALIFYING - BEST SPEEDS**

POS	INTERMEDIATE 1			INTERMEDIATE 2			FINISH LINE		
	NO	NAME	MPH	NO	NAME	MPH	NO	NAME	MPH
1	11	NICHOLLS / COLE	106.3	29	KERSHAW / CLARK	133.4	29	KERSHAW / CLARK	106.8
2	32	HORSPOLE / CONNELL	105.1	68	BRYAN / HYDE	131.0	11	NICHOLLS / COLE	105.0
3	16	BIRCHALL / BIRCHALL	102.9	19	GUY / PILMOOR-BRADY	130.5	49	LOVELOCK / LAWRENCE	104.8
4	111	CABLE / PAWSEY	102.6	11	NICHOLLS / COLE	130.5	32	HORSPOLE / CONNELL	104.2
5	92	HILDIGE / HILDIGE	102.2	32	HORSPOLE / CONNELL	130.3	68	BRYAN / HYDE	103.8
6	75	JONES / NIX	102.1	49	LOVELOCK / LAWRENCE	129.3	19	GUY / PILMOOR-BRADY	103.5
7	60	HOLLAND / WATSON	101.8	100	STEVENS / CHARLWOOD	127.0	111	CABLE / PAWSEY	103.2
8	34	CHRISTIE / CHRISTIE	101.8	51	GILBERT / TRITTON	126.6	75	JONES / NIX	102.7
9	7	GRAY / PITT	101.5	16	BIRCHALL / BIRCHALL	126.3	92	HILDIGE / HILDIGE	102.7
10	51	GILBERT / TRITTON	101.5	92	HILDIGE / HILDIGE	124.9	100	STEVENS / CHARLWOOD	101.5
11	4	PEACH / EDWARDS	98.2	6	ELLIS / RICHARDSON	124.7	51	GILBERT / TRITTON	100.6
12				111	CABLE / PAWSEY	124.7	16	BIRCHALL / BIRCHALL	100.0
13				75	JONES / NIX	124.0	6	ELLIS / RICHARDSON	99.7
14				7	GRAY / PITT	123.1	34	CHRISTIE / CHRISTIE	98.9
15				34	CHRISTIE / CHRISTIE	122.2	7	GRAY / PITT	98.6
16				5	BIGGS / SCHMITZ	120.6	5	BIGGS / SCHMITZ	98.2
17				155	RUSSELL / PARKER	119.6	60	HOLLAND / WATSON	98.2
18				60	HOLLAND / WATSON	119.1	4	PEACH / EDWARDS	96.8
19				4	PEACH / EDWARDS	117.9	155	RUSSELL / PARKER	95.7

Weather / Track : Sunny / Dry

Results can be found at [www.tsl-timing.com](http://www.tsl-timing.com)Thrupton  
Circuit Length = 2.3560 miles  
Start: 16:40 Flag 17:00 End: 17:01

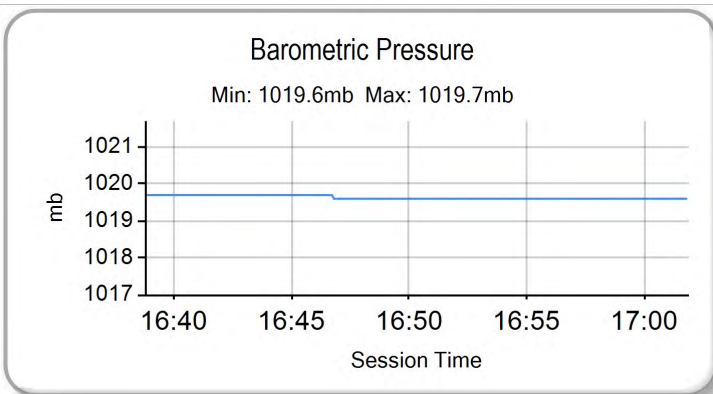
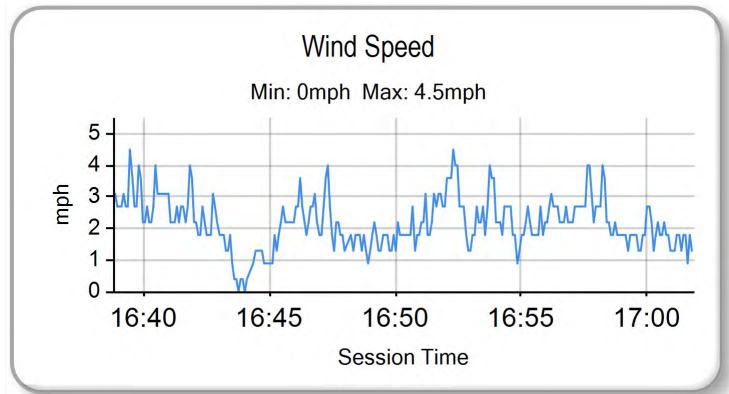
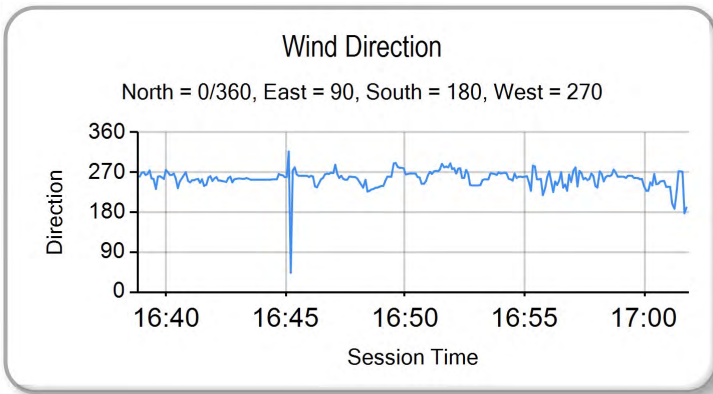
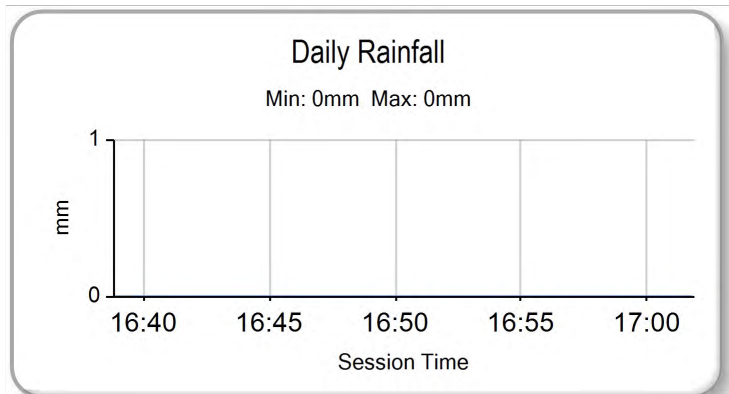
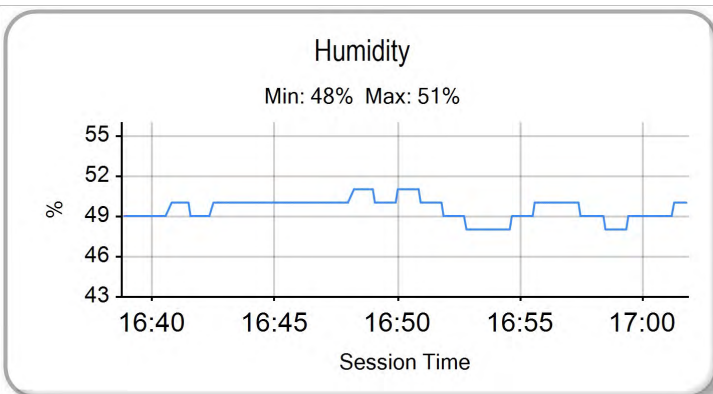
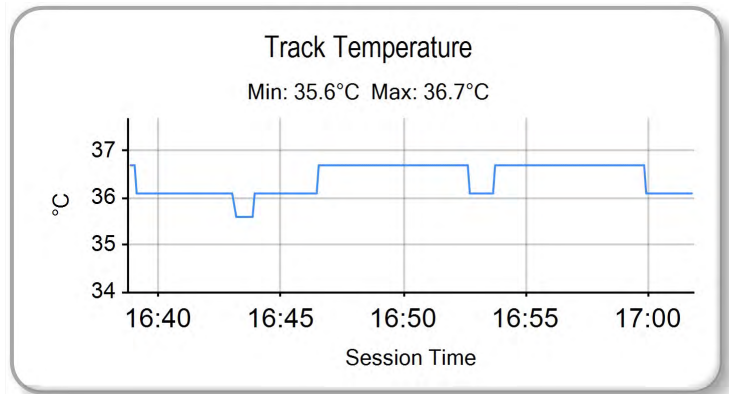
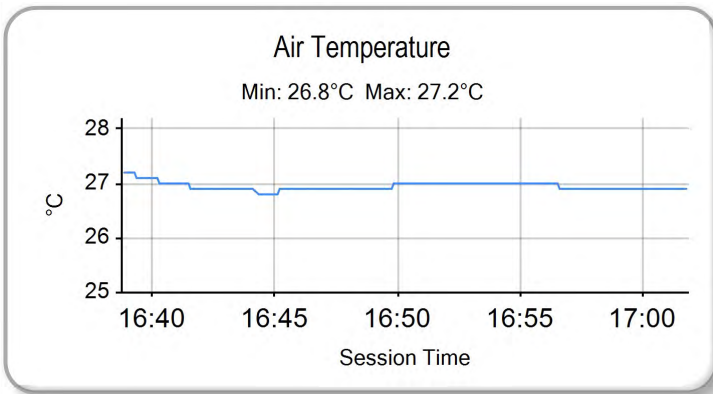
Printed - 17:06 Friday, 03 August 2018

# MCRCB BULLETIN TK069

## 2018 Bennetts British Superbike Championship - Round 7

## 2018 Hyundai Construction Equipment British Sidecar Championship with Molson

### QUALIFYING - WEATHER CONDITIONS



Weather / Track : Sunny / Dry

Results can be found at [www.tsl-timing.com](http://www.tsl-timing.com)

Thruxton  
Circuit Length = 2.3560 miles  
Start: 16:40 Flag 17:00 End: 17:01

Printed - 17:06 Friday, 03 August 2018

## RACE 1 - GRID (8 Laps)

ROW 10			28	1:30.758	<b>155</b> RUSSELL / PARKER					
ROW 9		27	1:30.594	<b>111</b> CABLE / PAWSEY	26	25	1:29.393	<b>92</b> HILDIGE / HILDIGE		
ROW 8		24	1:28.300	<b>75</b> JONES / NIX	23		22	1:26.842	<b>11</b> NICHOLLS / COLE	
ROW 7			21	1:25.179	<b>32</b> HORSPOLE / CONNELL	20		19	1:25.138	<b>19</b> GUY / PILMOOR-BRADY
ROW 6		18	1:25.023	<b>4</b> PEACH / EDWARDS	17		16	1:24.839	<b>51</b> GILBERT / TRITTON	
ROW 5			15	1:24.761	<b>7</b> GRAY / PITT	14		13	1:23.874	<b>34</b> CHRISTIE / CHRISTIE
ROW 4		12	1:23.464	<b>60</b> HOLLAND / WATSON	11		10	1:23.422	<b>5</b> BIGGS / SCHMITZ	
ROW 3			9	1:23.017	<b>68</b> BRYAN / HYDE	8		7	1:22.251	<b>49</b> LOVELOCK / LAWRENCE
ROW 2		6	1:20.527	<b>6</b> ELLIS / RICHARDSON	5		4	1:20.254	<b>16</b> BIRCHALL / BIRCHALL	
ROW 1			3	1:20.058	<b>100</b> STEVENS / CHARLWOOD	2		1	1:19.804	<b>29</b> KERSHAW / CLARK
									<b>Pole</b>	

Thrupton  
 Circuit Length = 2.3560 miles

These results are provisional until the conclusion of any judicial and technical matters.

Race Director :	Stewards :	Timekeeper :
-----------------	------------	--------------

Results can be found at [www.britishsuperbike.com](http://www.britishsuperbike.com)

Printed - 17:11 Friday, 03 August 2018